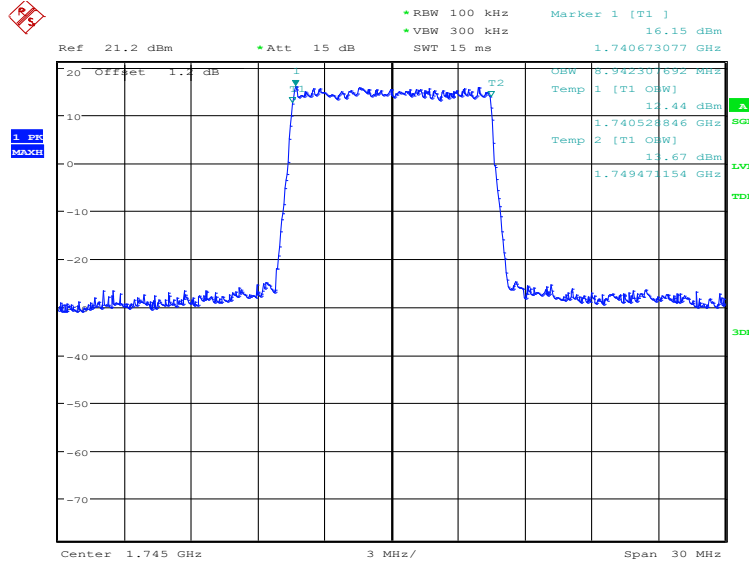


LTE band 66, 10MHz (99%)

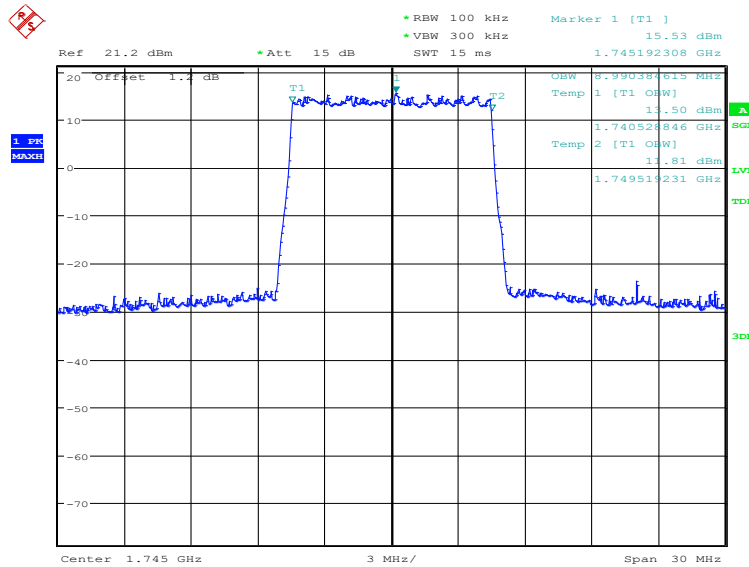
Frequency (MHz)	Occupied Bandwidth (99%) (kHz)		
	QPSK	16QAM	64QAM
1745.0	8942.31	8990.38	8990.38

LTE band 66, 10MHz Bandwidth, QPSK (99% BW)



Date: 18.DEC.2019 10:48:20

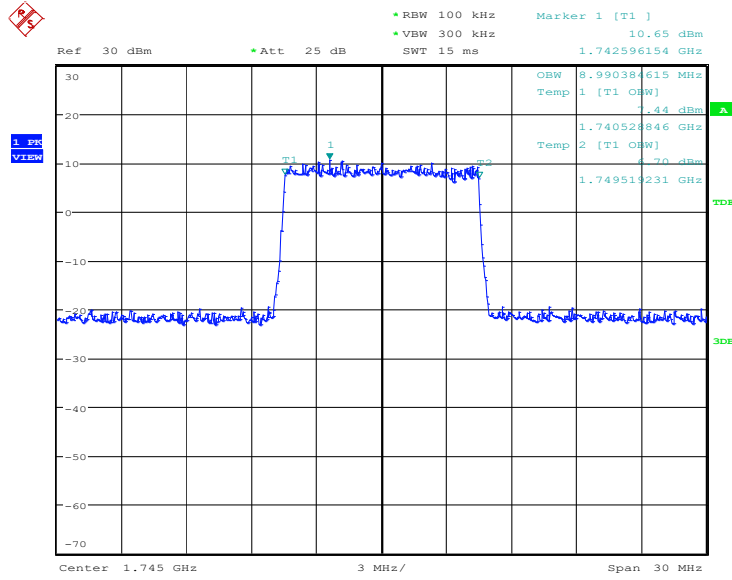
LTE band 66, 10MHz Bandwidth, 16QAM (99% BW)



Date: 18.DEC.2019 10:49:44



LTE band 66, 10MHz Bandwidth, 64QAM (99% BW)

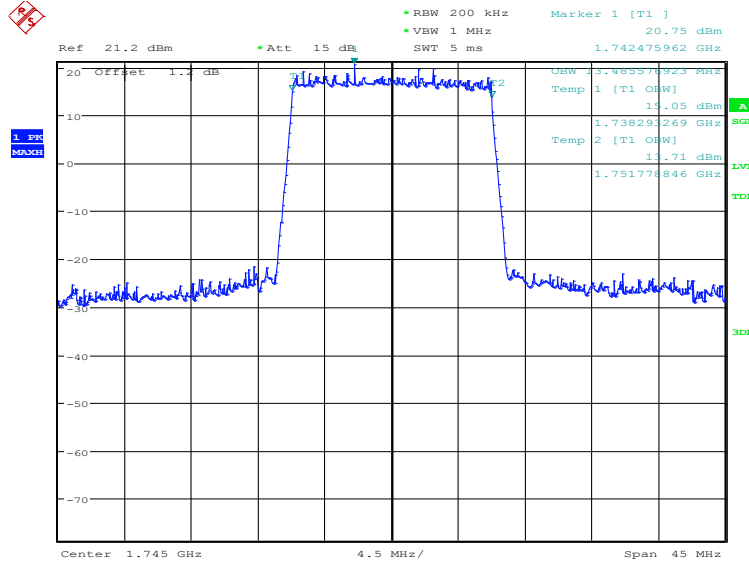


Date: 19.DEC.2019 09:12:24

LTE band 66, 15MHz (99%)

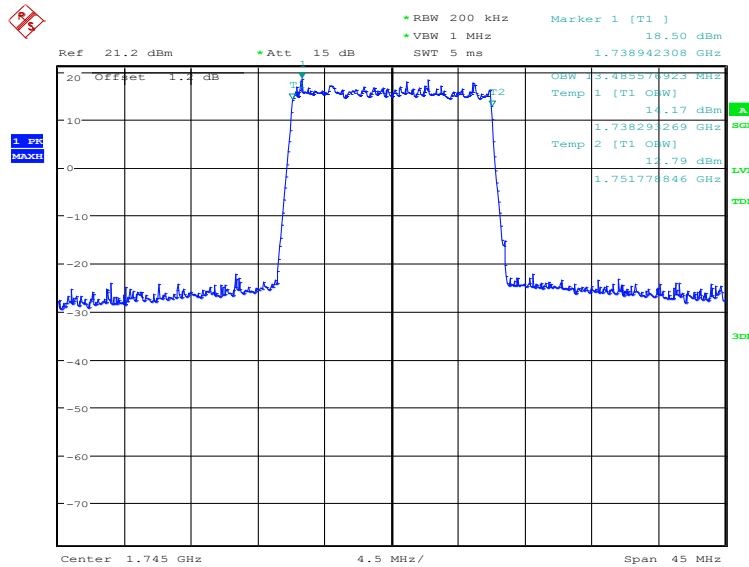
Frequency (MHz)	Occupied Bandwidth (99%) (kHz)		
	QPSK	16QAM	64QAM
1745.0	13485.58	13485.58	13485.58

LTE band 66, 15MHz Bandwidth, QPSK (99% BW)



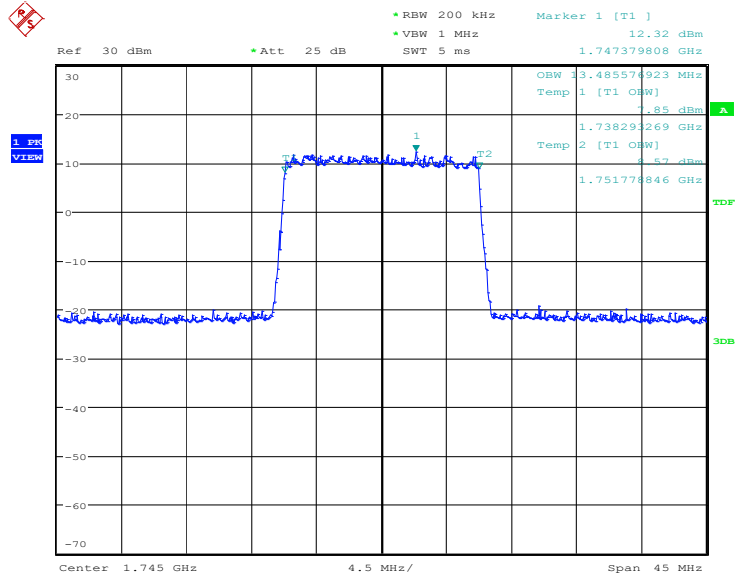
Date: 18.DEC.2019 10:51:09

LTE band 66, 15MHz Bandwidth, 16QAM (99% BW)



Date: 18.DEC.2019 10:52:33

LTE band 66, 15MHz Bandwidth, 64QAM (99% BW)

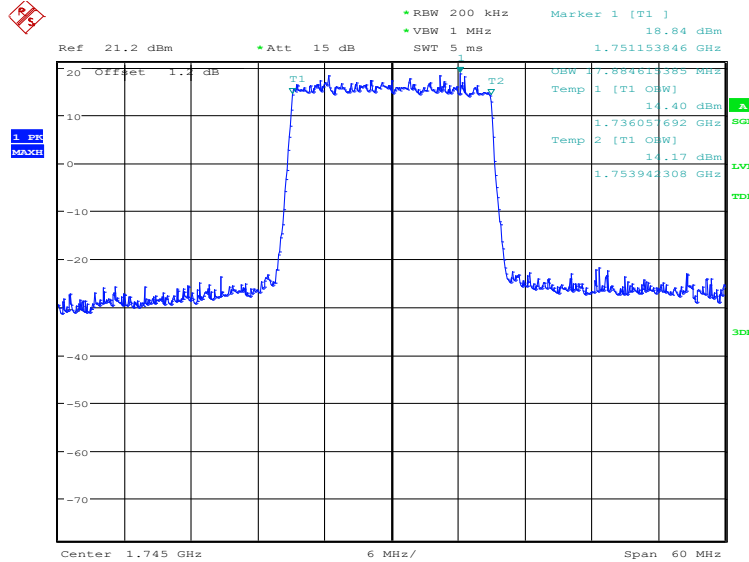


Date: 19.DEC.2019 09:13:54

LTE band 66, 20MHz (99%)

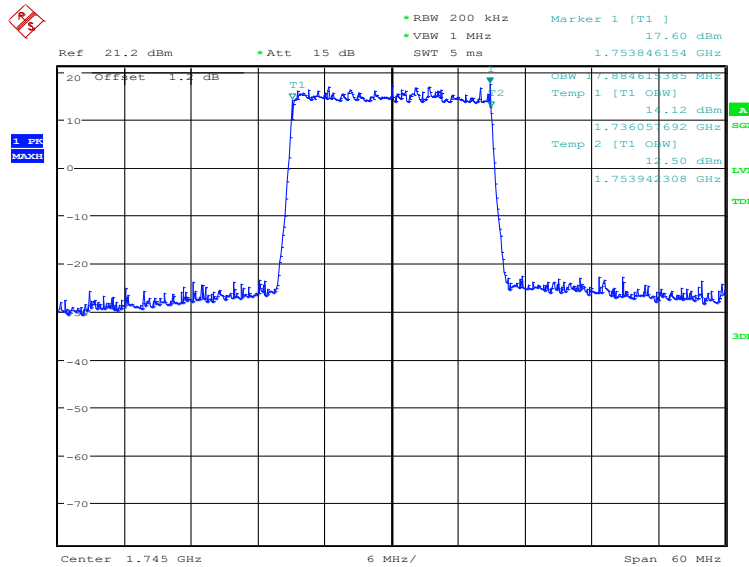
Frequency (MHz)	Occupied Bandwidth (99%) (kHz)		
	QPSK	16QAM	64QAM
1745.0	17884.62	17884.62	17980.77

LTE band 66, 20MHz Bandwidth, QPSK (99% BW)



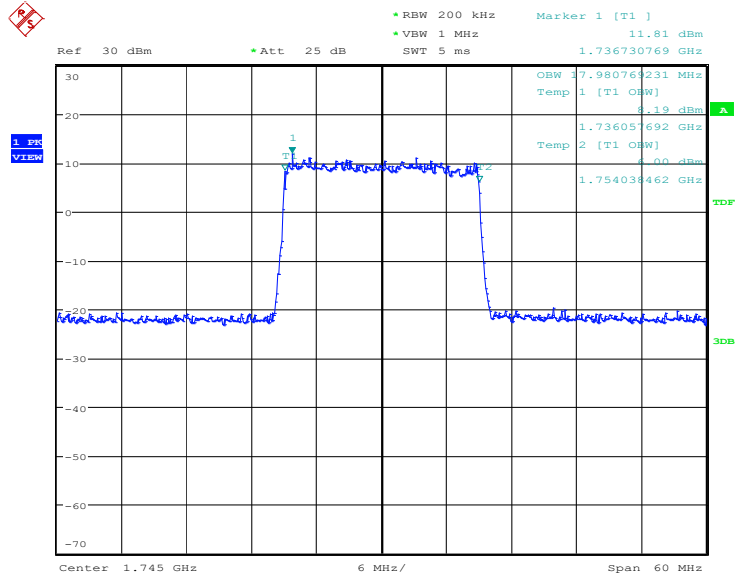
Date: 18.DEC.2019 10:53:58

LTE band 66, 20MHz Bandwidth, 16QAM (99% BW)



Date: 18.DEC.2019 10:55:22

LTE band 66, 20MHz Bandwidth, 64QAM (99% BW)



Date: 19.DEC.2019 09:17:35

A.5 EMISSION BANDWIDTH

A.5.1 Emission Bandwidth Results

The emission bandwidth is defined as the width of the signal between two points, one below the carrier center frequency and one above the carrier center frequency, outside of which all emissions are attenuated at least 26 dB below the transmitter power. Table below lists the measured -26dBc BW. Spectrum analyzer plots are included on the following pages.

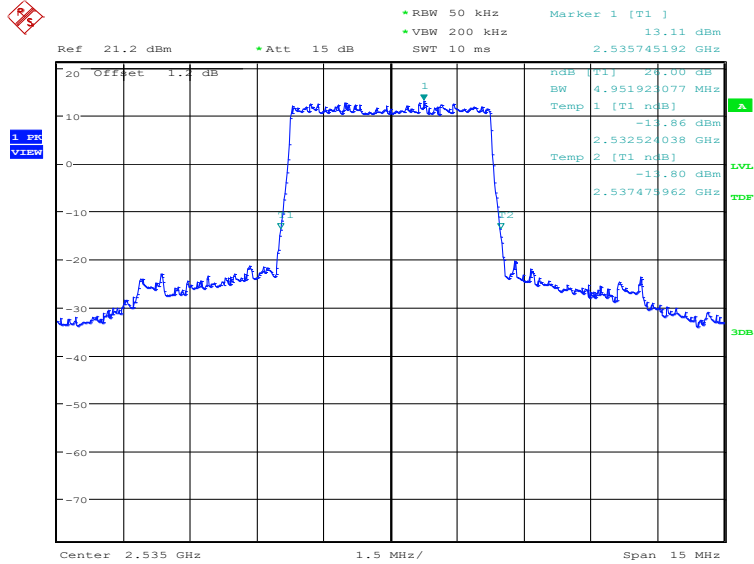
The measurement method is from ANSI C63.26:

- a) The spectrum analyzer center frequency is set to the nominal EUT channel center frequency. The span range for the spectrum analyzer shall be wide enough to see sufficient roll off of the signal to make the measurement.
- b) The nominal RBW shall be in the range of 1% to 5% of the anticipated OBW, and the VBW shall be set $\geq 3 \times$ RBW.
- c) Set the reference level of the instrument as required to prevent the signal amplitude from exceeding the maximum spectrum analyzer input mixer level for linear operation.
- d) The dynamic range of the spectrum analyzer at the selected RBW shall be more than 10 dB below the target “-X dB” requirement, i.e., if the requirement calls for measuring the -26 dB OBW, the spectrum analyzer noise floor at the selected RBW shall be at least 36 dB below the reference level.
- e) Set spectrum analyzer detection mode to peak, and the trace mode to max hold.

LTE band 7, 5MHz (-26dBc)

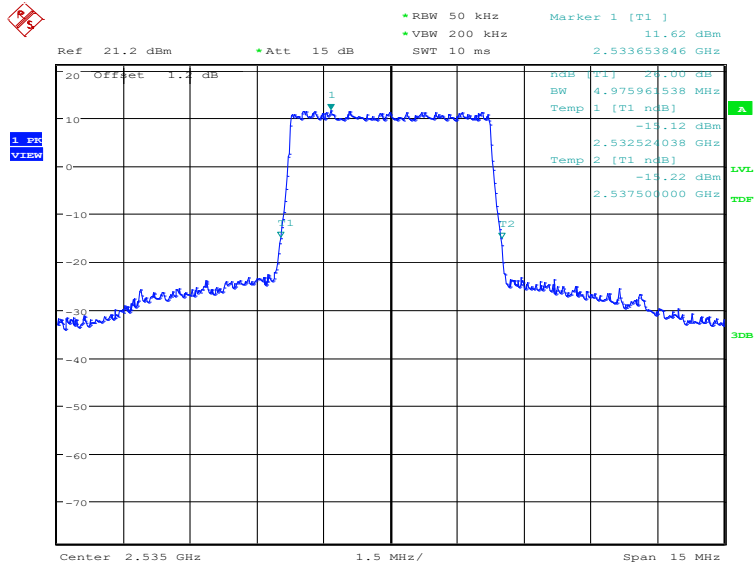
Frequency (MHz)	Occupied Bandwidth (-26dBc) (kHz)		
	QPSK	16QAM	64QAM
2535.0	4951.92	4975.96	4879.81

LTE band 7, 5MHz Bandwidth, QPSK (-26dBc BW)



Date: 17.DEC.2019 10:18:36

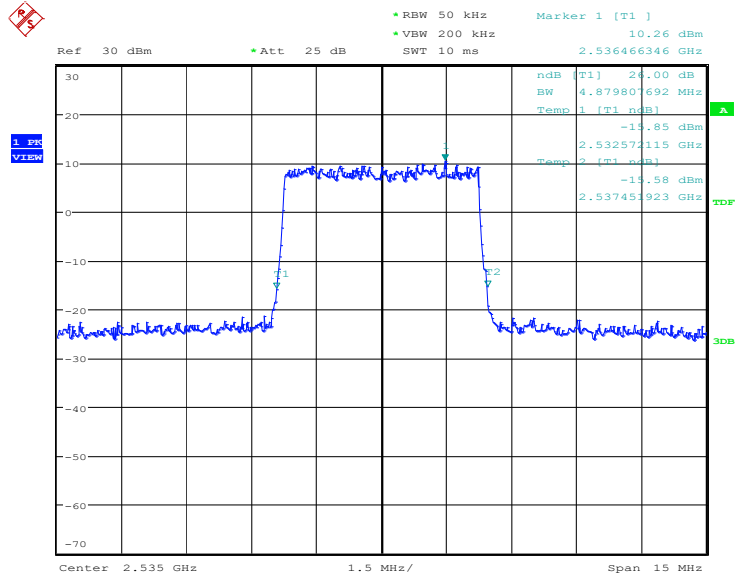
LTE band 7, 5MHz Bandwidth, 16QAM (-26dBc BW)



Date: 17.DEC.2019 10:20:00



LTE band 7, 5MHz Bandwidth, 64QAM (-26dBc BW)

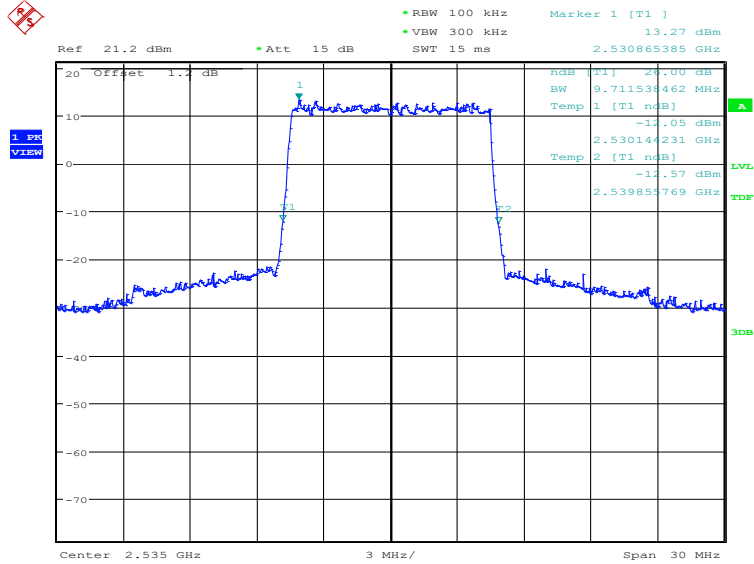


Date: 19.DEC.2019 12:38:54

LTE band 7, 10MHz (-26dBc)

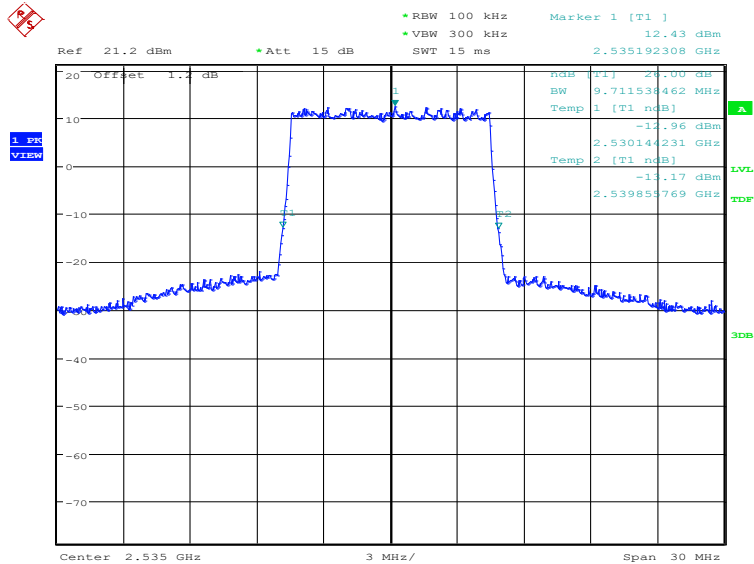
Frequency (MHz)	Occupied Bandwidth (-26dBc) (kHz)		
	QPSK	16QAM	64QAM
2535.0	9711.54	9711.54	9711.54

LTE band 7, 10MHz Bandwidth, QPSK (-26dBc BW)



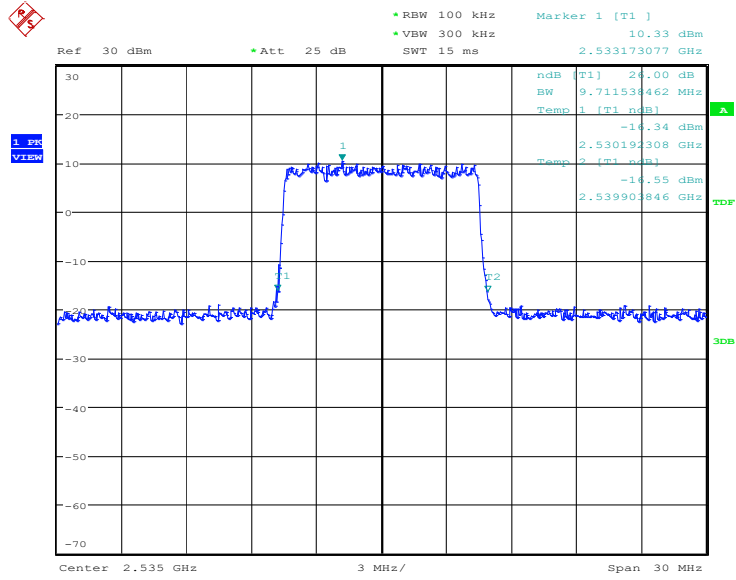
Date: 17.DEC.2019 10:21:26

LTE band 7, 10MHz Bandwidth, 16QAM (-26dBc BW)



Date: 17.DEC.2019 10:22:50

LTE band 7, 10MHz Bandwidth, 64QAM (-26dBc BW)

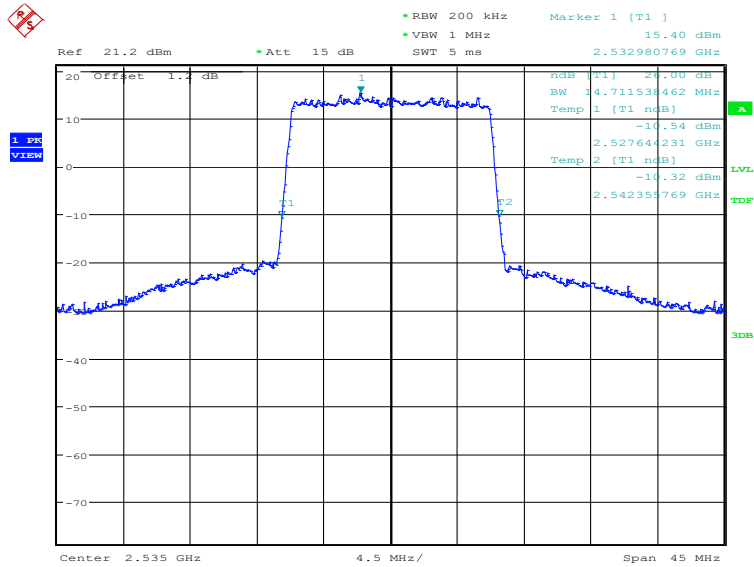


Date: 19.DEC.2019 12:40:03

LTE band 7, 15MHz (-26dBc)

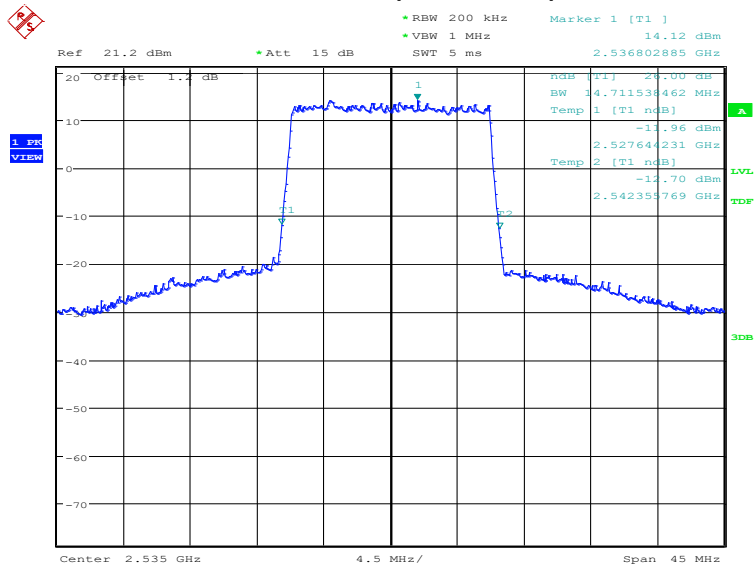
Frequency (MHz)	Occupied Bandwidth (-26dBc) (kHz)		
	QPSK	16QAM	64QAM
2535.0	14711.54	14711.54	14639.42

LTE band 7, 15MHz Bandwidth, QPSK (-26dBc BW)



Date: 17.DEC.2019 10:24:16

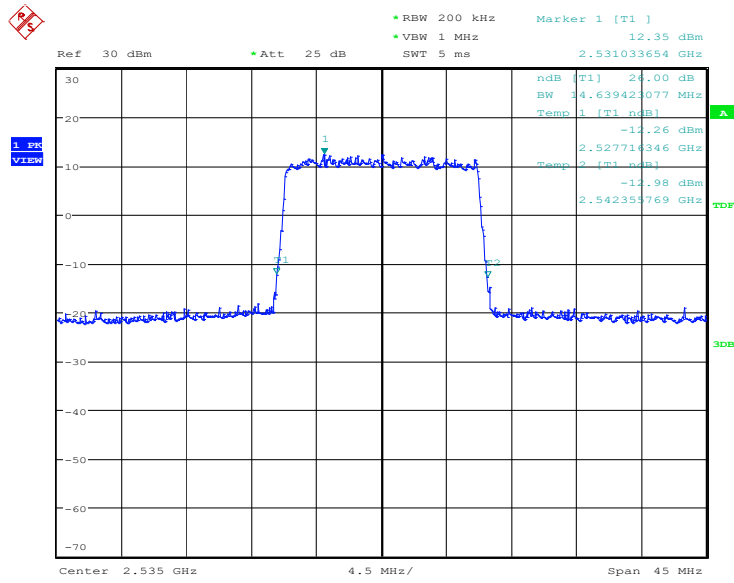
LTE band 7, 15MHz Bandwidth, 16QAM (-26dBc BW)



Date: 17.DEC.2019 10:25:40



LTE band 7, 15MHz Bandwidth, 64QAM (-26dBc BW)

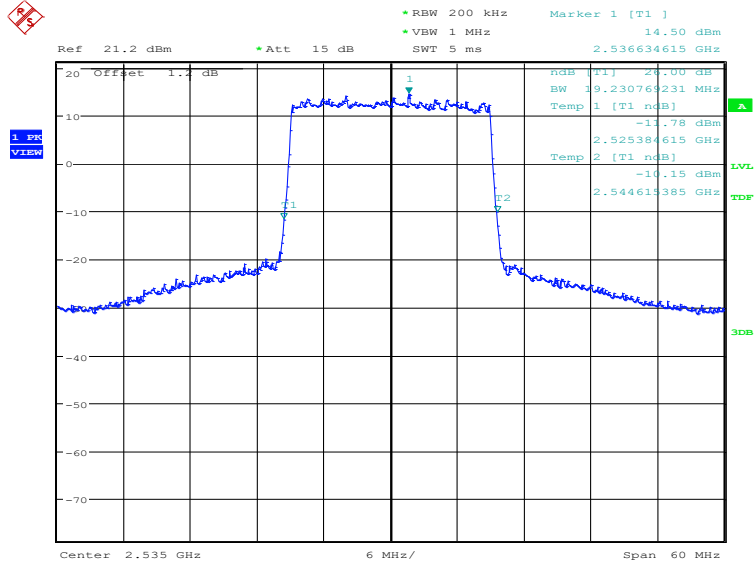


Date: 19.DEC.2019 12:41:18

LTE band 7, 20MHz (-26dBc)

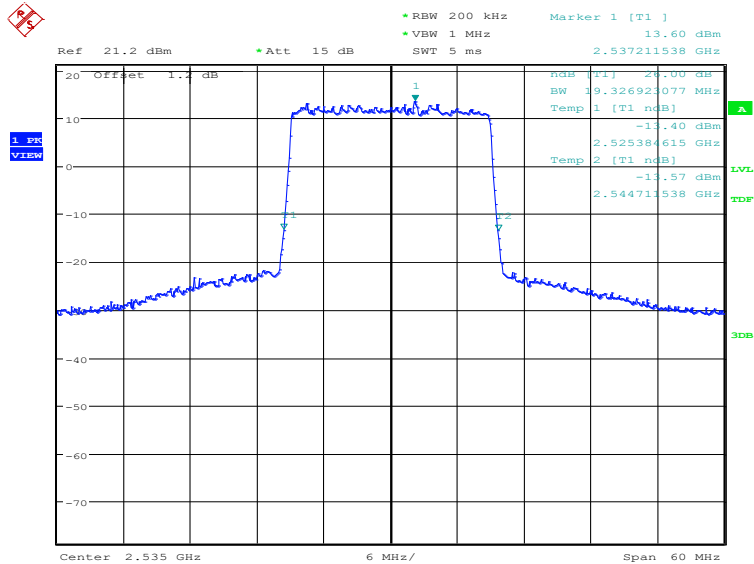
Frequency (MHz)	Occupied Bandwidth (-26dBc) (kHz)		
	QPSK	16QAM	64QAM
2535.0	19230.77	19326.92	19423.08

LTE band 7, 20MHz Bandwidth, QPSK (-26dBc BW)



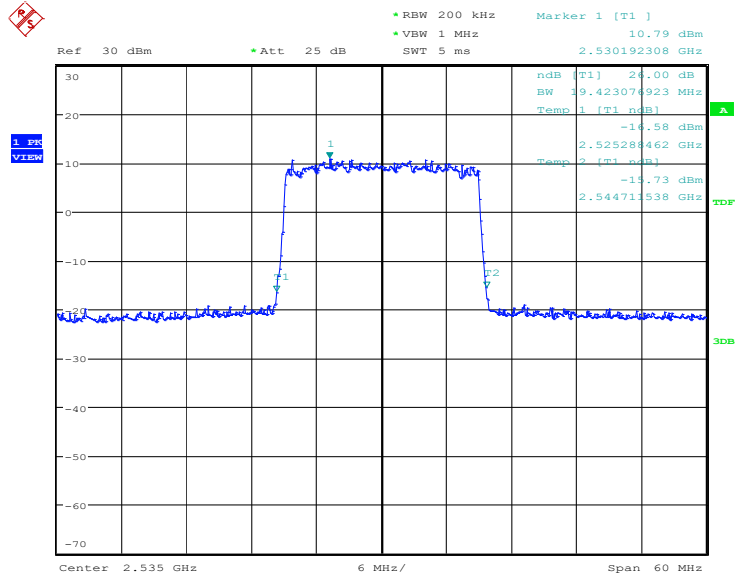
Date: 17.DEC.2019 10:27:05

LTE band 7, 20MHz Bandwidth, 16QAM (-26dBc BW)



Date: 17.DEC.2019 10:28:30

LTE band 7, 20MHz Bandwidth, 64QAM (-26dBc BW)

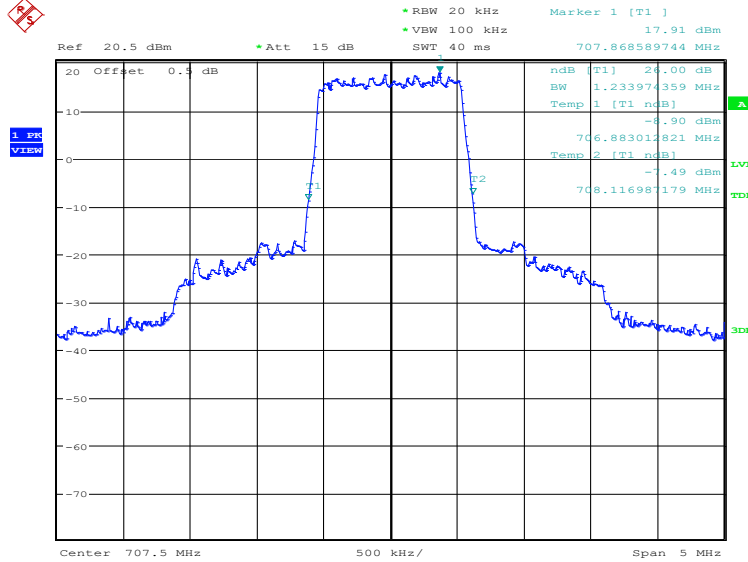


Date: 19.DEC.2019 12:42:32

LTE band 12, 1.4MHz (-26dBc)

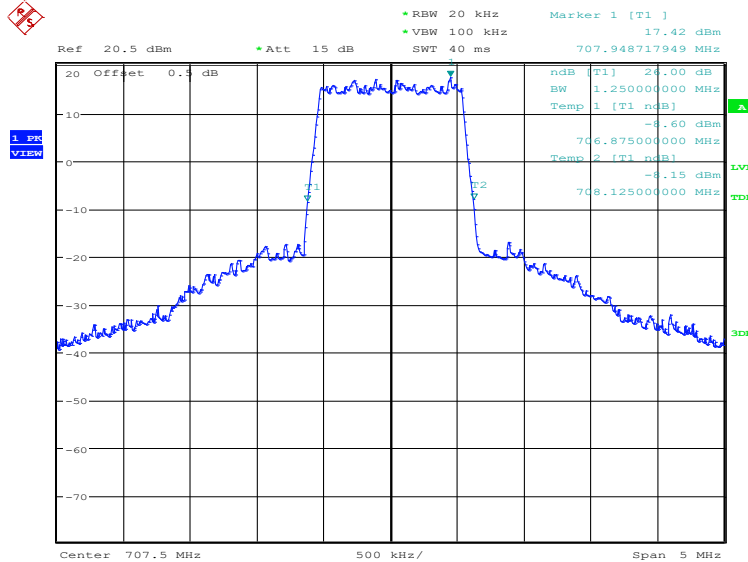
Frequency (MHz)	Occupied Bandwidth (-26dBc) (kHz)		
	QPSK	16QAM	64QAM
707.5	1233.97	1250.00	1241.99

LTE band 12, 1.4MHz Bandwidth, QPSK (-26dBc BW)



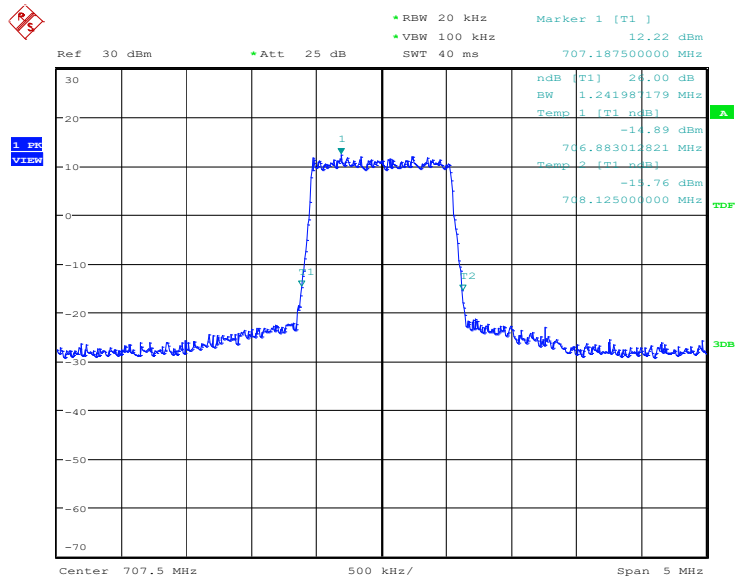
Date: 17.DEC.2019 07:20:24

LTE band 12, 1.4MHz Bandwidth, 16QAM (-26dBc BW)



Date: 17.DEC.2019 07:21:48

LTE band 12, 1.4MHz Bandwidth, 64QAM (-26dBc BW)

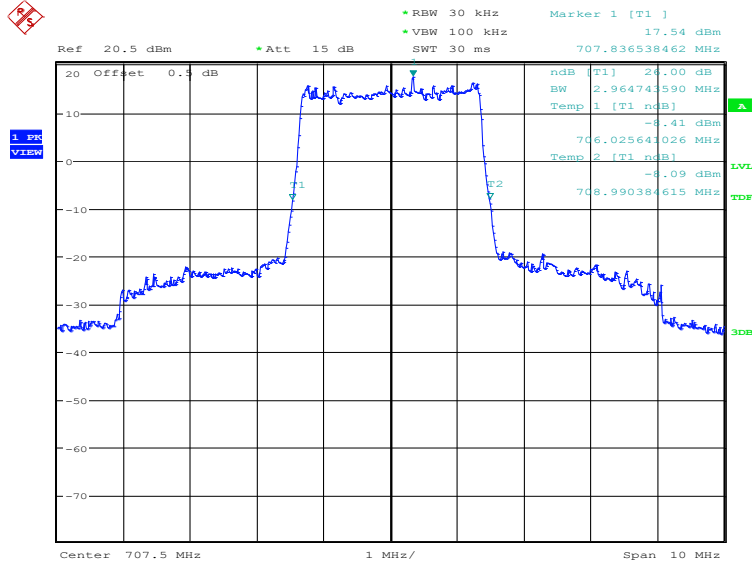


Date: 19.DEC.2019 09:34:30

LTE band 12, 3MHz (-26dBc)

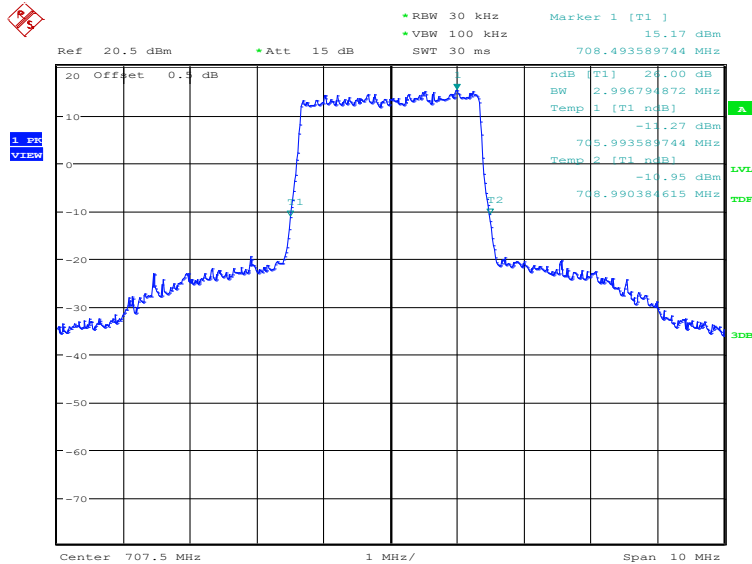
Frequency (MHz)	Occupied Bandwidth (-26dBc) (kHz)		
	QPSK	16QAM	64QAM
707.5	2964.74	2996.79	2980.77

LTE band 12, 3MHz Bandwidth, QPSK (-26dBc BW)



Date: 17.DEC.2019 07:23:15

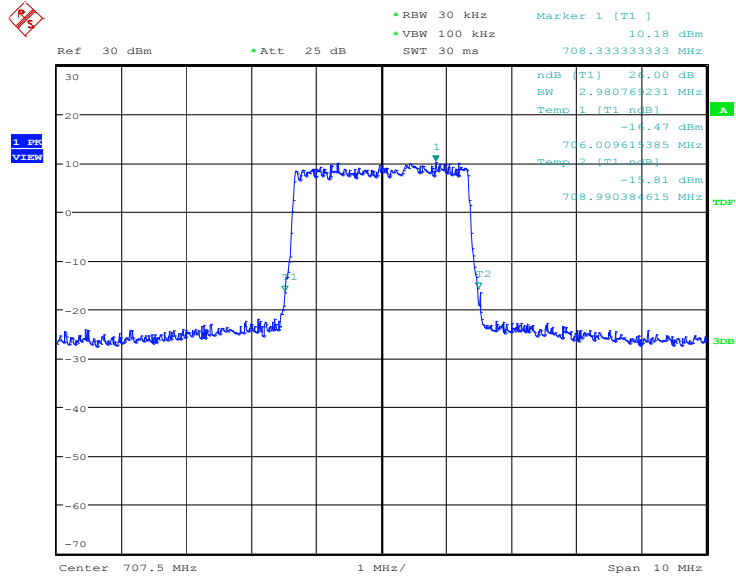
LTE band 12, 3MHz Bandwidth, 16QAM (-26dBc BW)



Date: 17.DEC.2019 07:24:39



LTE band 12, 3MHz Bandwidth, 64QAM (-26dBc BW)

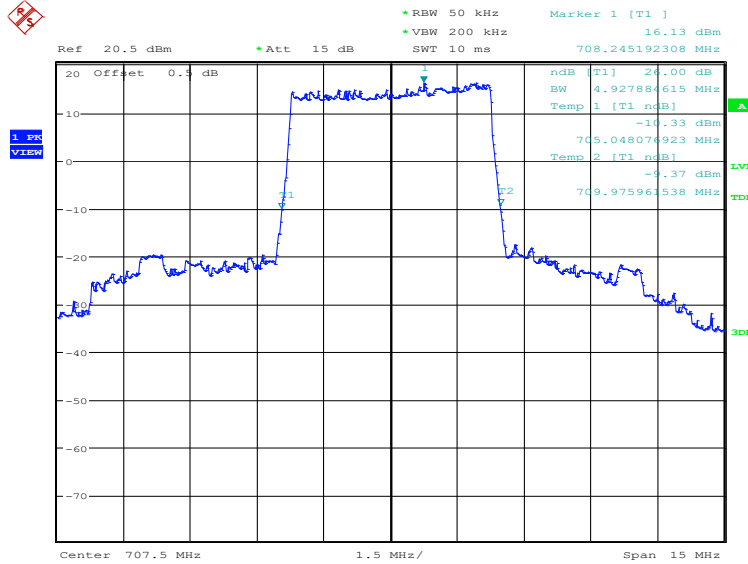


Date: 19.DEC.2019 09:36:39

LTE band 12, 5MHz (-26dBc)

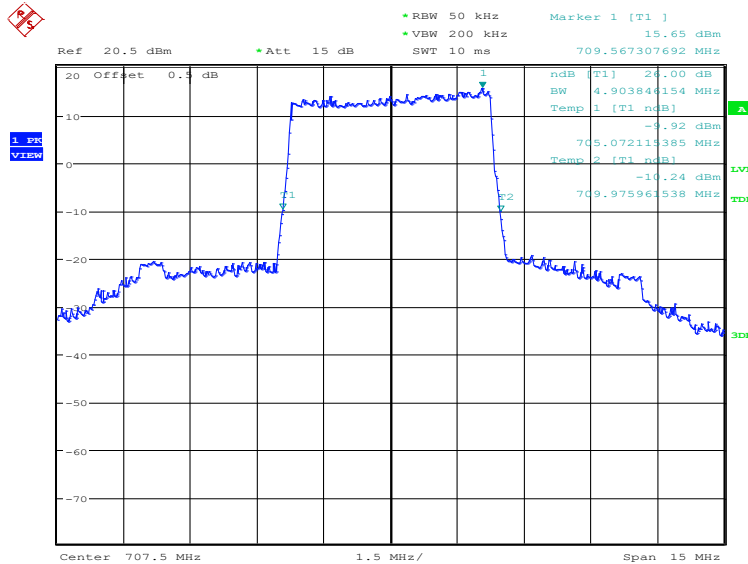
Frequency (MHz)	Occupied Bandwidth (-26dBc) (kHz)		
	QPSK	16QAM	64QAM
707.5	4927.88	4903.85	4879.81

LTE band 12, 5MHz Bandwidth, QPSK (-26dBc BW)



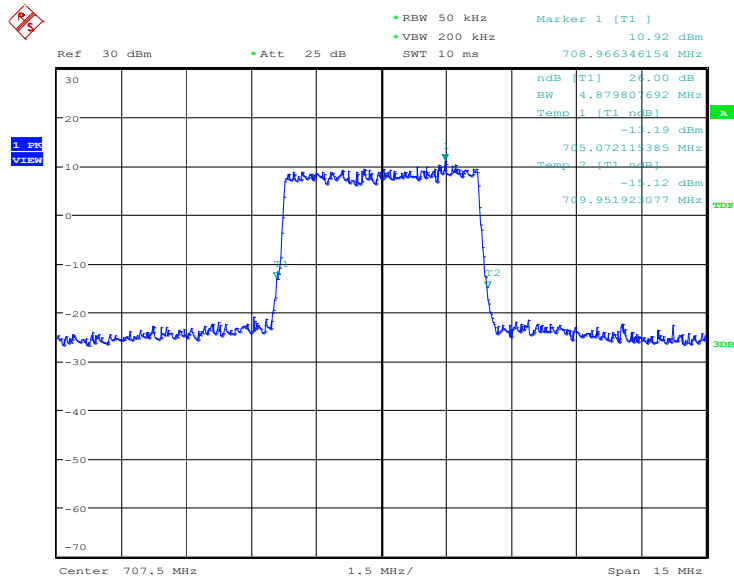
Date: 17.DEC.2019 07:26:05

LTE band 12, 5MHz Bandwidth, 16QAM (-26dBc BW)



Date: 17.DEC.2019 07:27:30

LTE band 12, 5MHz Bandwidth, 64QAM (-26dBc BW)

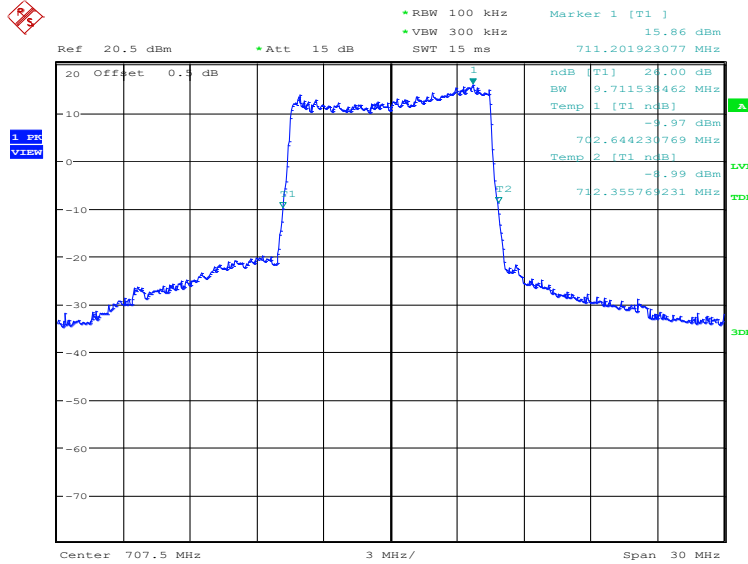


Date: 19.DEC.2019 09:38:31

LTE band 12, 10MHz (-26dBc)

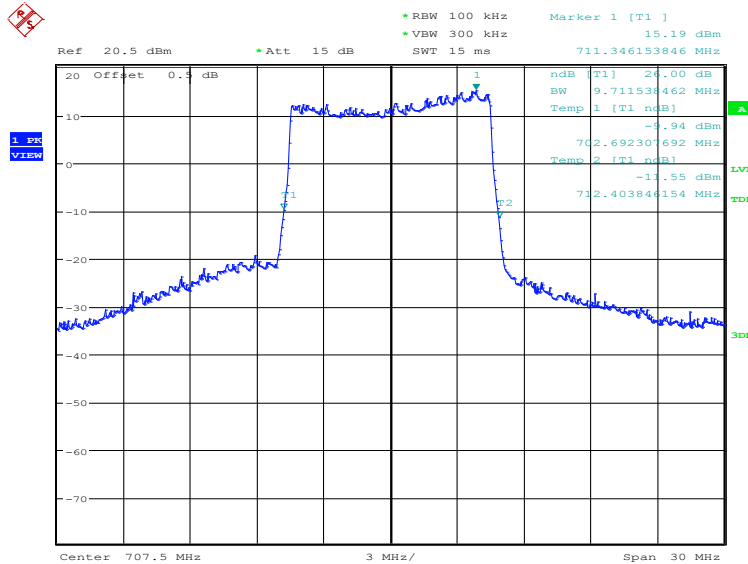
Frequency (MHz)	Occupied Bandwidth (-26dBc) (kHz)		
	QPSK	16QAM	64QAM
707.5	9711.54	9711.54	9711.54

LTE band 12, 10MHz Bandwidth, QPSK (-26dBc BW)



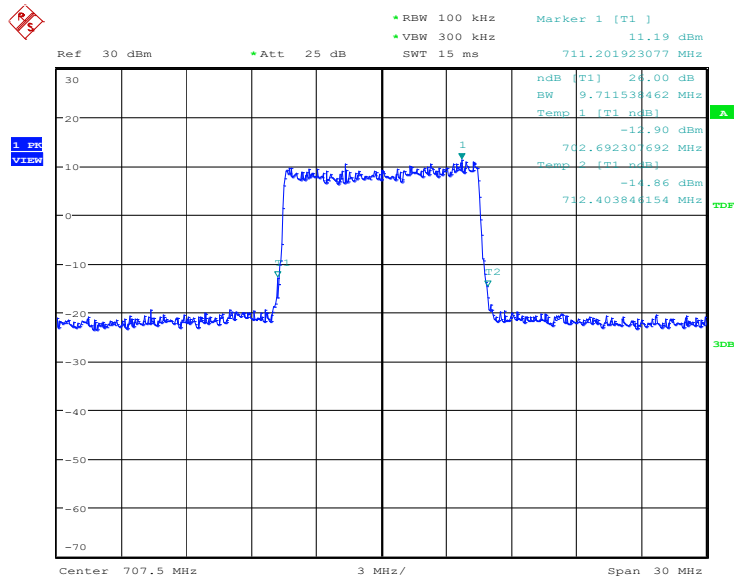
Date: 17.DEC.2019 07:28:56

LTE band 12, 10MHz Bandwidth, 16QAM (-26dBc BW)



Date: 17.DEC.2019 07:30:20

LTE band 12, 10MHz Bandwidth, 64QAM (-26dBc BW)

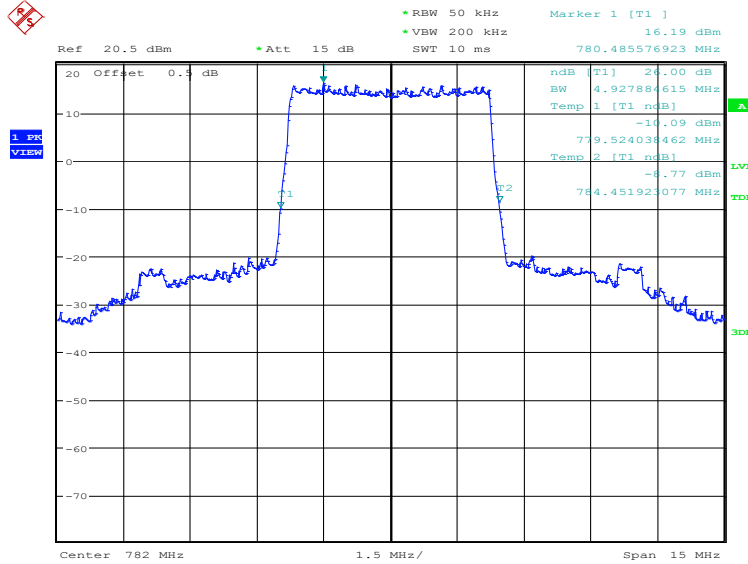


Date: 19.DEC.2019 09:40:25

LTE band 13, 5MHz (-26dBc)

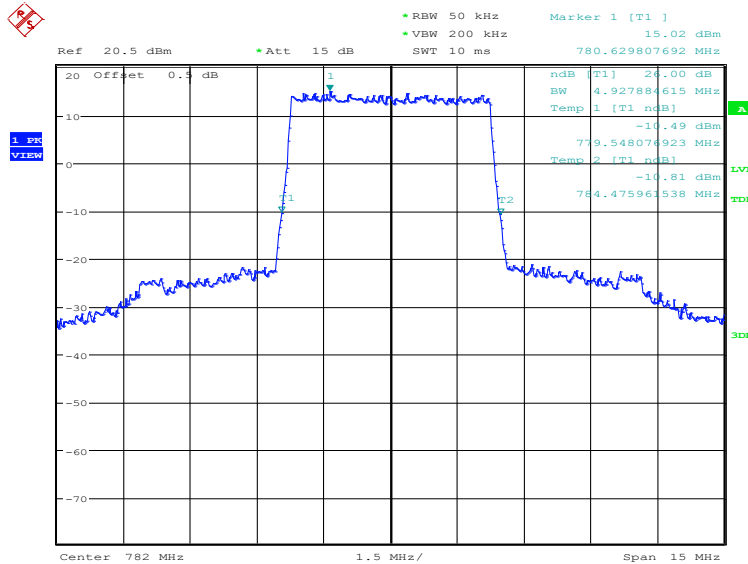
Frequency (MHz)	Occupied Bandwidth (-26dBc) (kHz)		
	QPSK	16QAM	64QAM
782.0	4927.88	4927.88	4903.85

LTE band 13, 5MHz Bandwidth, QPSK (-26dBc BW)



Date: 17.DEC.2019 07:31:48

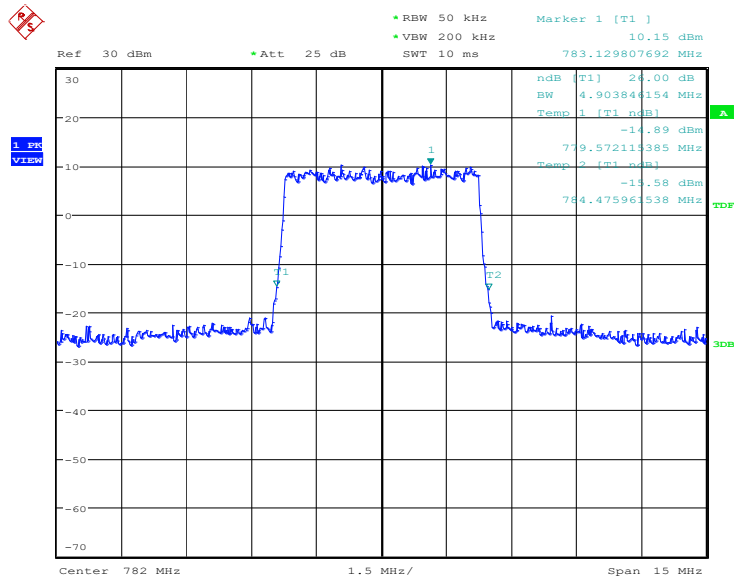
LTE band 13, 5MHz Bandwidth, 16QAM (-26dBc BW)



Date: 17.DEC.2019 07:33:12



LTE band 13, 5MHz Bandwidth, 64QAM (-26dBc BW)

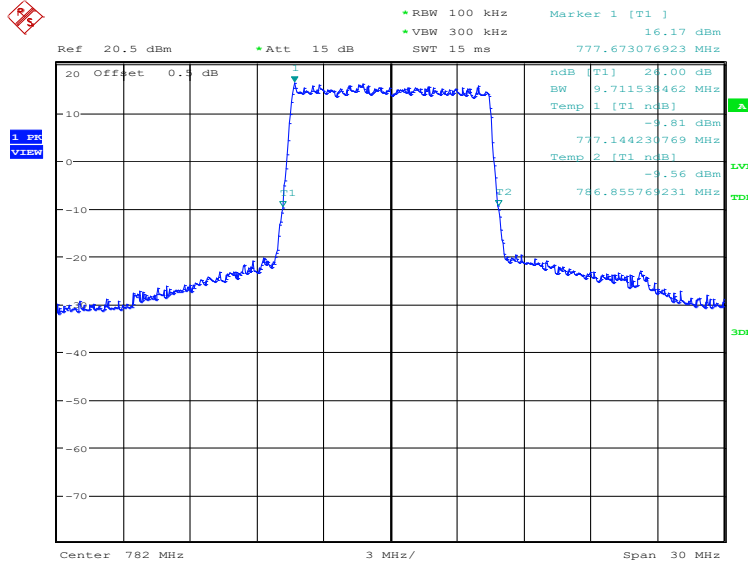


Date: 19.DEC.2019 09:25:13

LTE band 13, 10MHz (-26dBc)

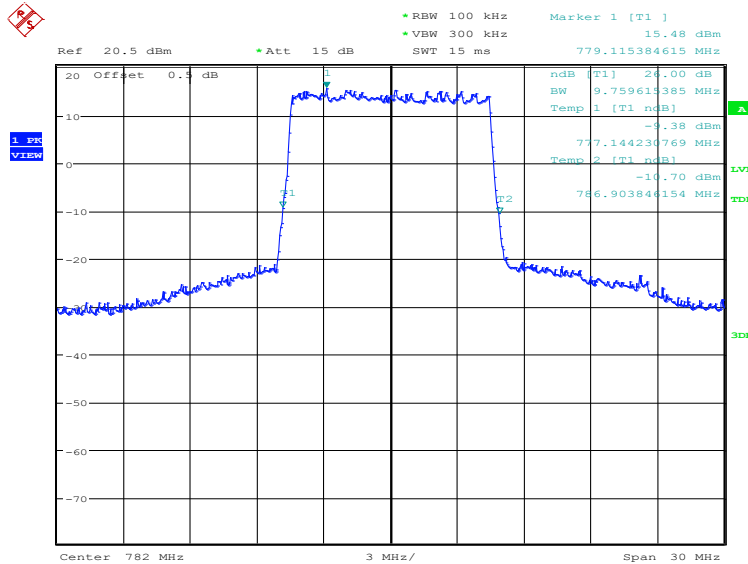
Frequency (MHz)	Occupied Bandwidth (-26dBc) (kHz)		
	QPSK	16QAM	64QAM
782.0	9711.54	9759.62	9759.62

LTE band 13, 10MHz Bandwidth, QPSK (-26dBc BW)



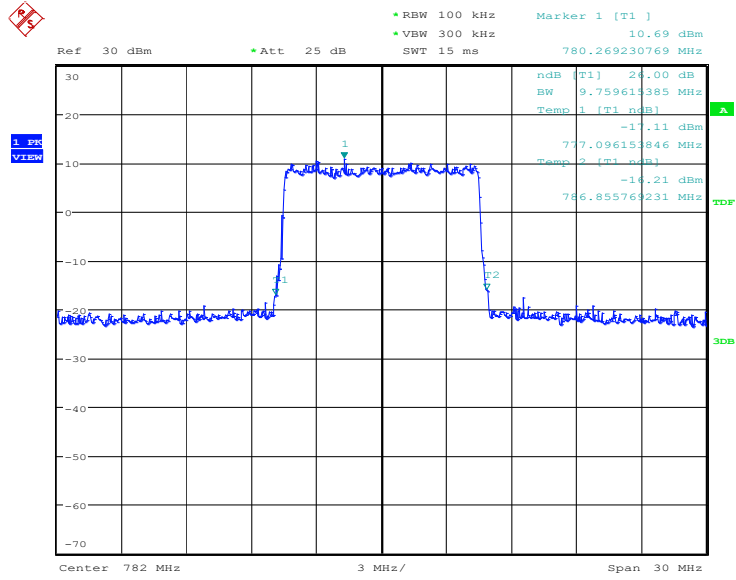
Date: 17.DEC.2019 07:34:38

LTE band 13, 10MHz Bandwidth, 16QAM (-26dBc BW)



Date: 17.DEC.2019 07:36:03

LTE band 13, 10MHz Bandwidth, 64QAM (-26dBc BW)

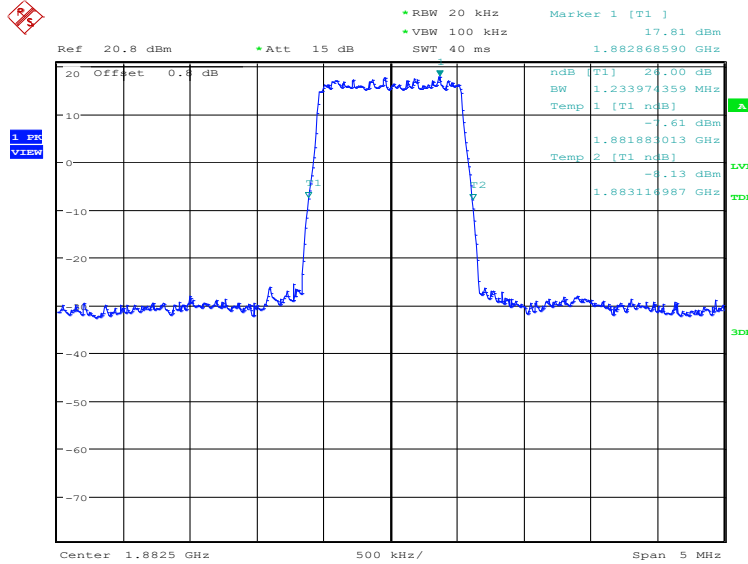


Date: 19.DEC.2019 09:26:53

LTE band 25, 1.4MHz (-26dBc)

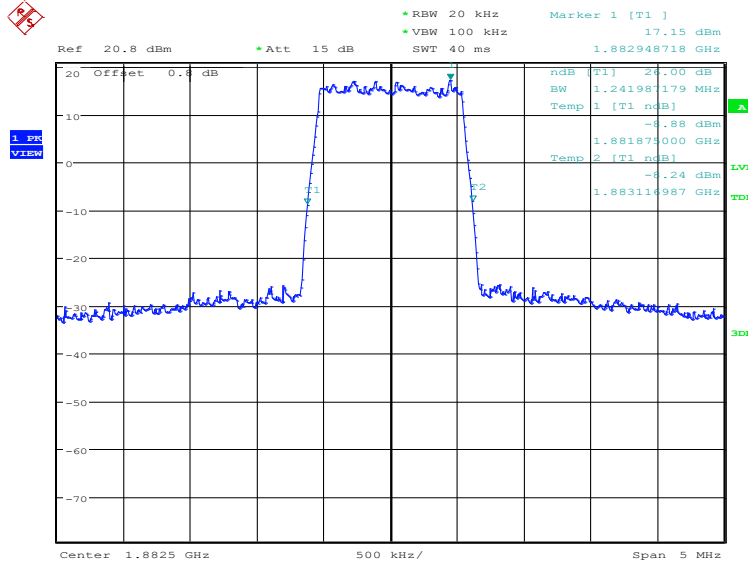
Frequency (MHz)	Occupied Bandwidth (-26dBc) (kHz)		
	QPSK	16QAM	64QAM
1882.5	1233.97	1241.99	1233.97

LTE band 25, 1.4MHz Bandwidth, QPSK (-26dBc BW)



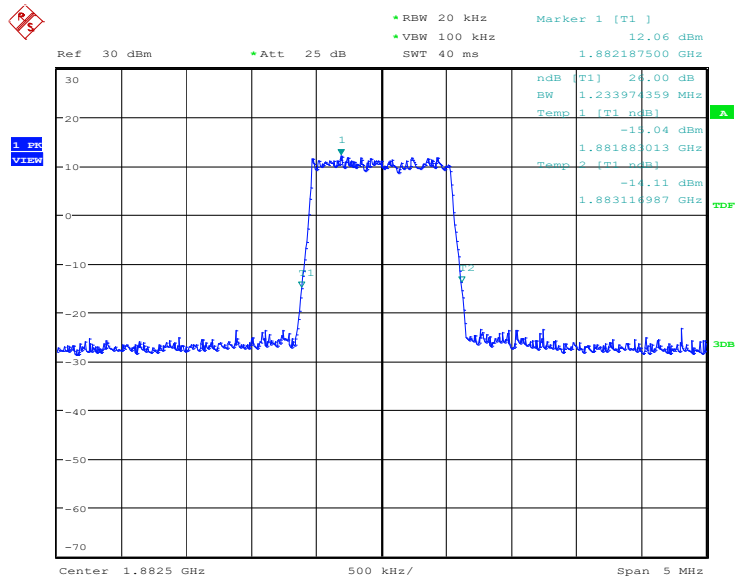
Date: 18.DEC.2019 10:57:35

LTE band 25, 1.4MHz Bandwidth, 16QAM (-26dBc BW)



Date: 18.DEC.2019 10:58:59

LTE band 25, 1.4MHz Bandwidth, 64QAM (-26dBc BW)

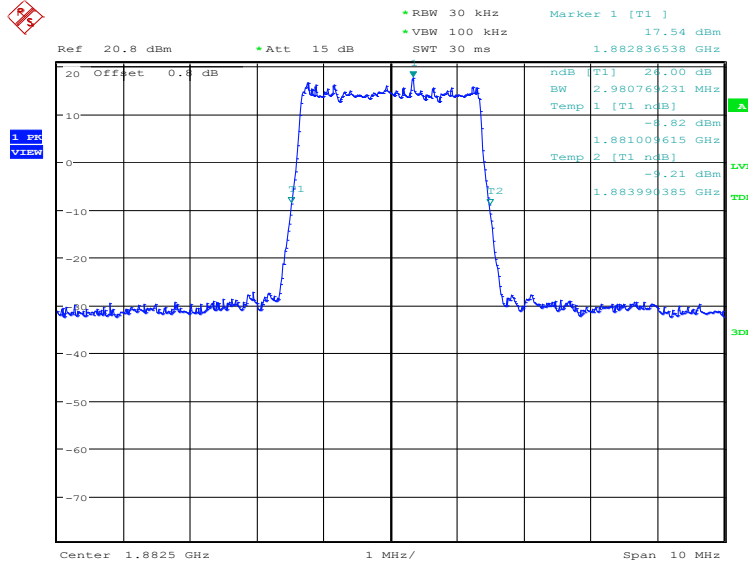


Date: 19.DEC.2019 08:23:04

LTE band 25, 3MHz (-26dBc)

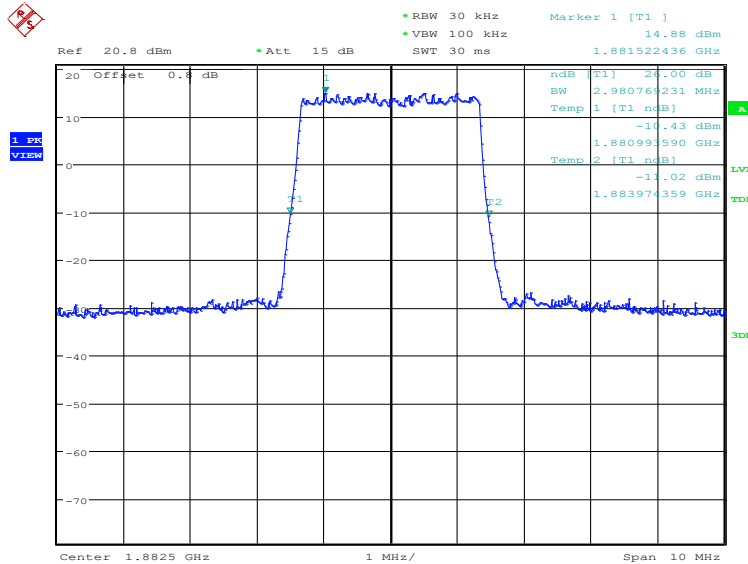
Frequency (MHz)	Occupied Bandwidth (-26dBc) (kHz)		
	QPSK	16QAM	64QAM
1882.5	2980.77	2980.77	2980.77

LTE band 25, 3MHz Bandwidth, QPSK (-26dBc BW)



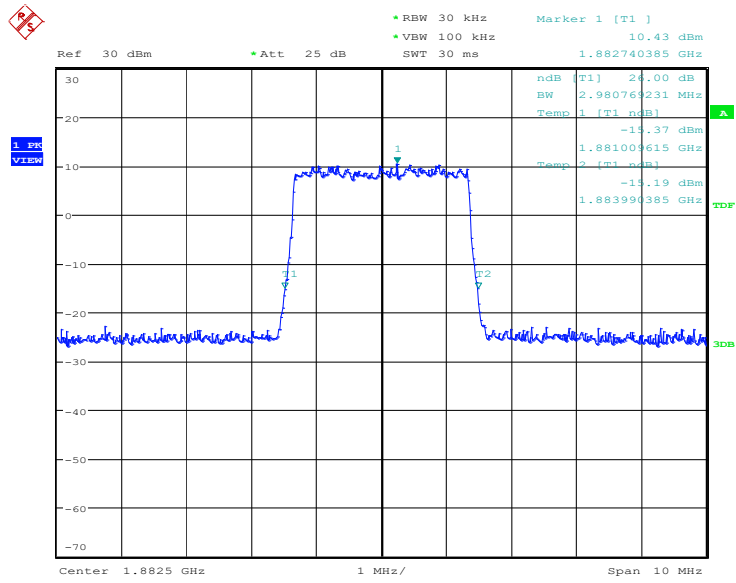
Date: 18.DEC.2019 11:00:25

LTE band 25, 3MHz Bandwidth, 16QAM (-26dBc BW)



Date: 18.DEC.2019 11:01:49

LTE band 25, 3MHz Bandwidth, 64QAM (-26dBc BW)

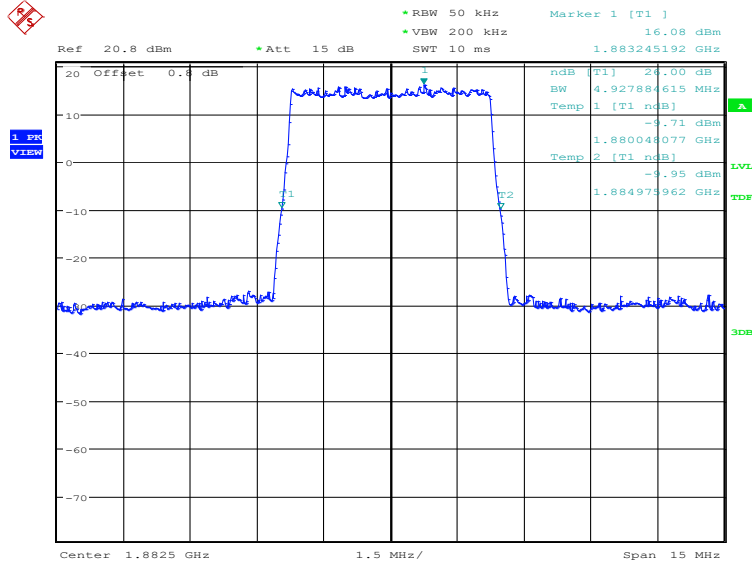


Date: 19.DEC.2019 08:26:05

LTE band 25, 5MHz (-26dBc)

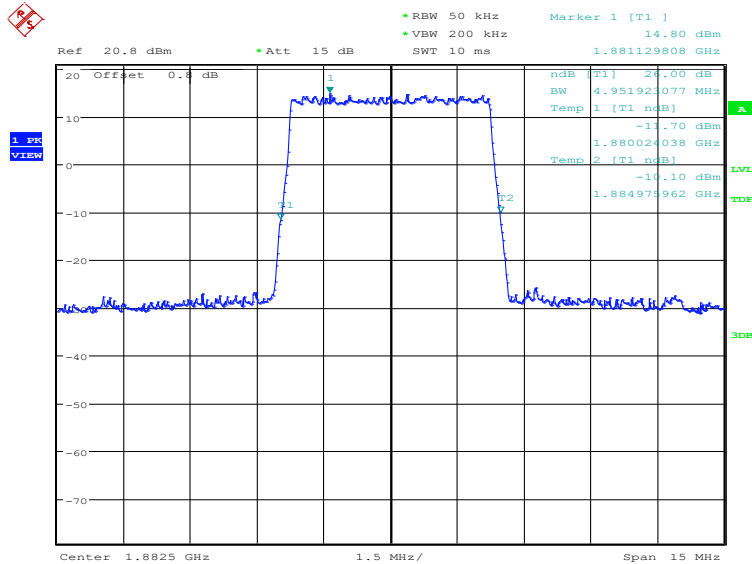
Frequency (MHz)	Occupied Bandwidth (-26dBc) (kHz)		
	QPSK	16QAM	64QAM
1882.5	4927.88	4951.92	4903.85

LTE band 25, 5MHz Bandwidth, QPSK (-26dBc BW)



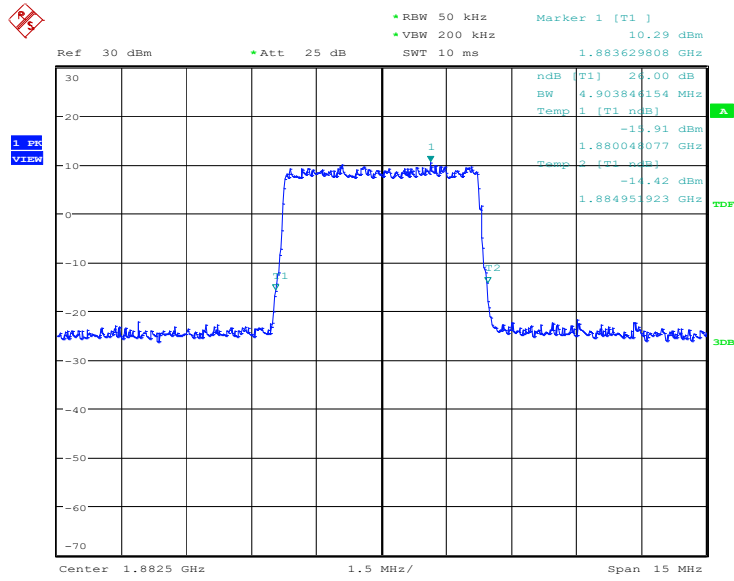
Date: 18.DEC.2019 11:03:15

LTE band 25, 5MHz Bandwidth, 16QAM (-26dBc BW)



Date: 18.DEC.2019 11:04:39

LTE band 25, 5MHz Bandwidth,64QAM (-26dBc BW)

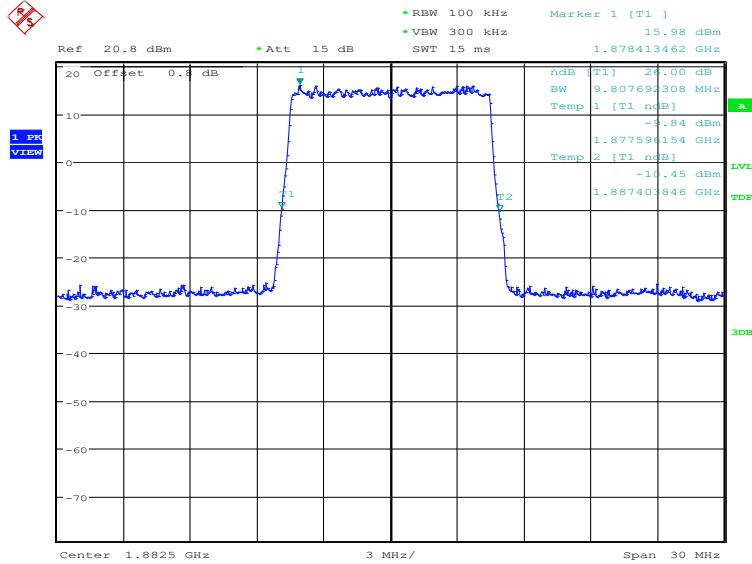


Date: 19.DEC.2019 08:30:01

LTE band 25, 10MHz (-26dBc)

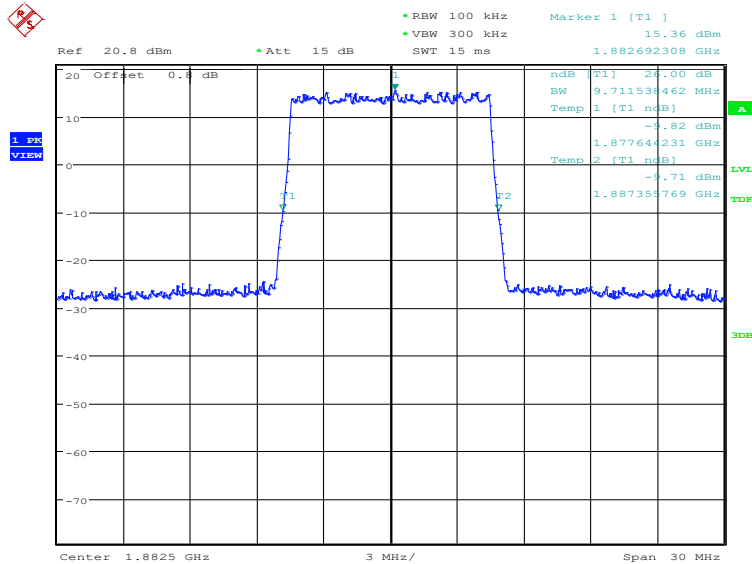
Frequency (MHz)	Occupied Bandwidth (-26dBc) (kHz)		
	QPSK	16QAM	64QAM
1882.5	9807.69	9711.54	9711.54

LTE band 25, 10MHz Bandwidth, QPSK (-26dBc BW)



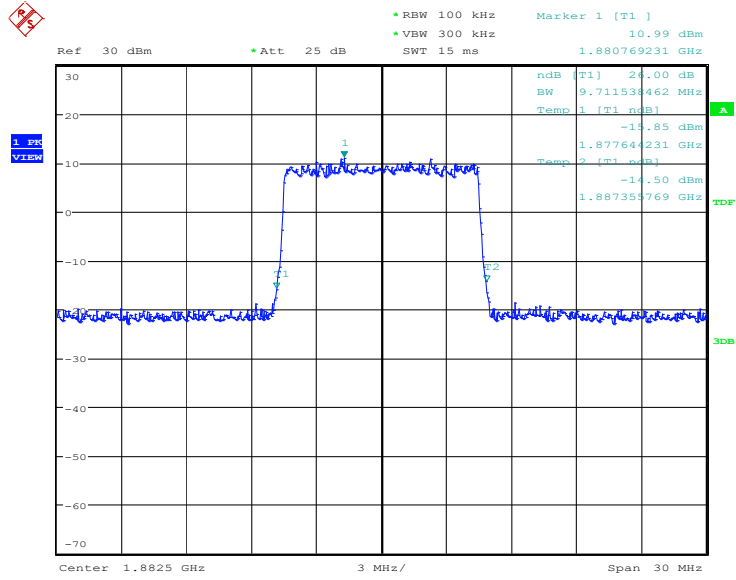
Date: 18.DEC.2019 11:06:06

LTE band 25, 10MHz Bandwidth, 16QAM (-26dBc BW)



Date: 18.DEC.2019 11:07:30

LTE band 25, 10MHz Bandwidth, 64QAM (-26dBc BW)

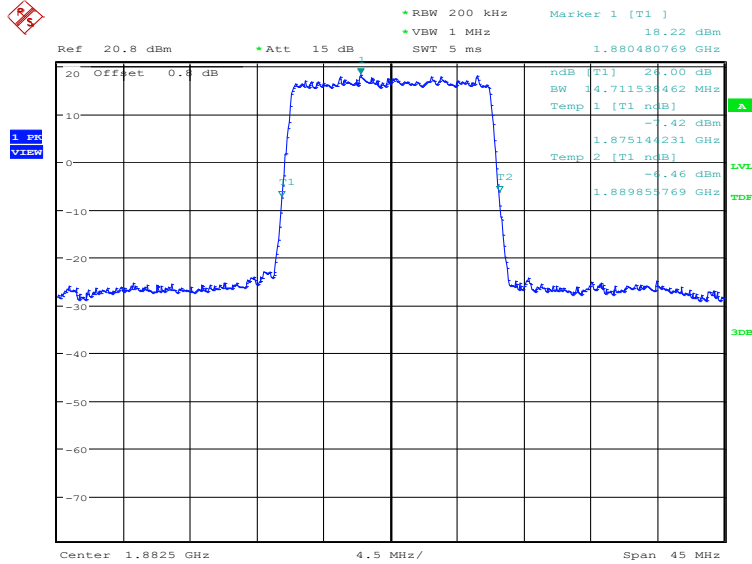


Date: 19.DEC.2019 08:33:54

LTE band 25, 15MHz (-26dBc)

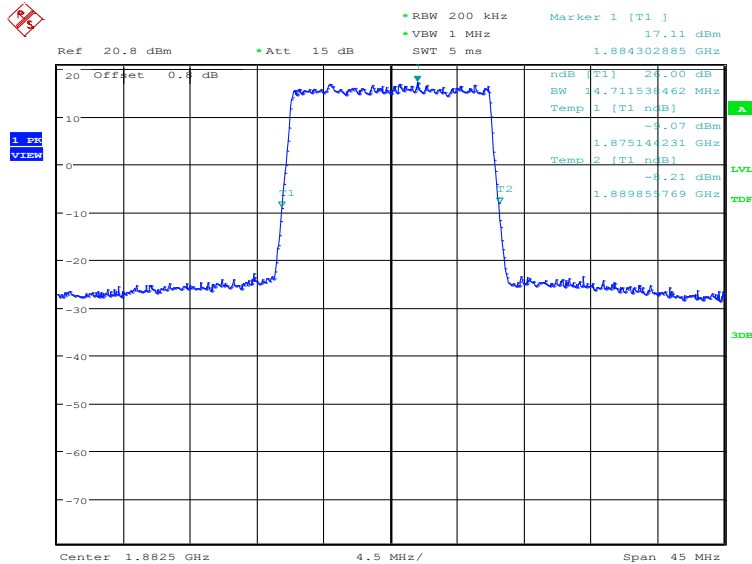
Frequency (MHz)	Occupied Bandwidth (-26dBc) (kHz)		
	QPSK	16QAM	64QAM
1882.5	14711.54	14711.54	14639.42

LTE band 25, 15MHz Bandwidth, QPSK (-26dBc BW)



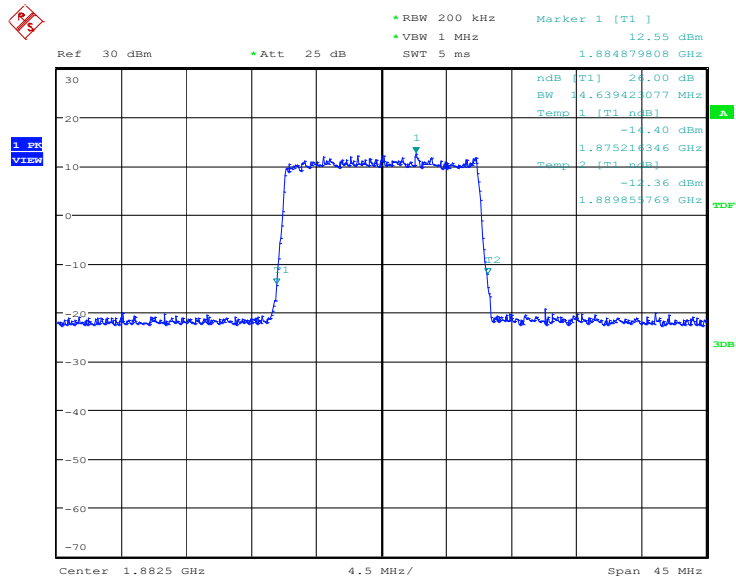
Date: 18.DEC.2019 11:08:56

LTE band 25, 15MHz Bandwidth, 16QAM (-26dBc BW)



Date: 18.DEC.2019 11:10:21

LTE band 25, 15MHz Bandwidth, 64QAM (-26dBc BW)

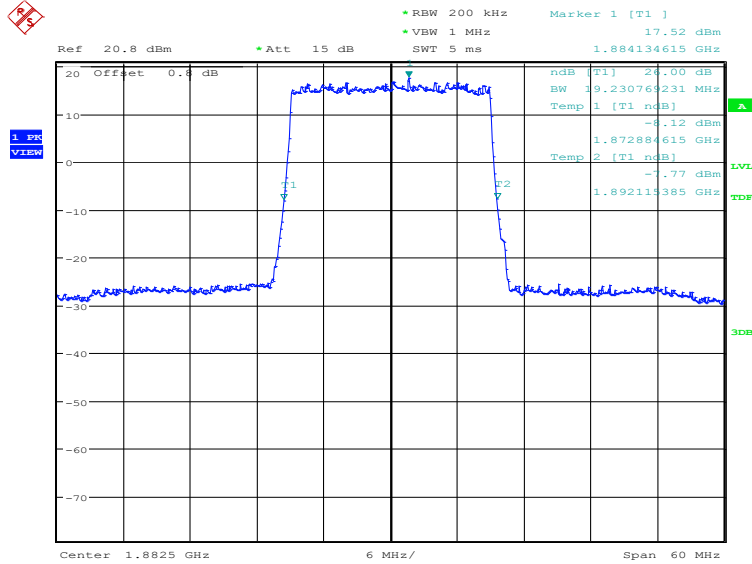


Date: 19.DEC.2019 08:36:21

LTE band 25, 20MHz (-26dBc)

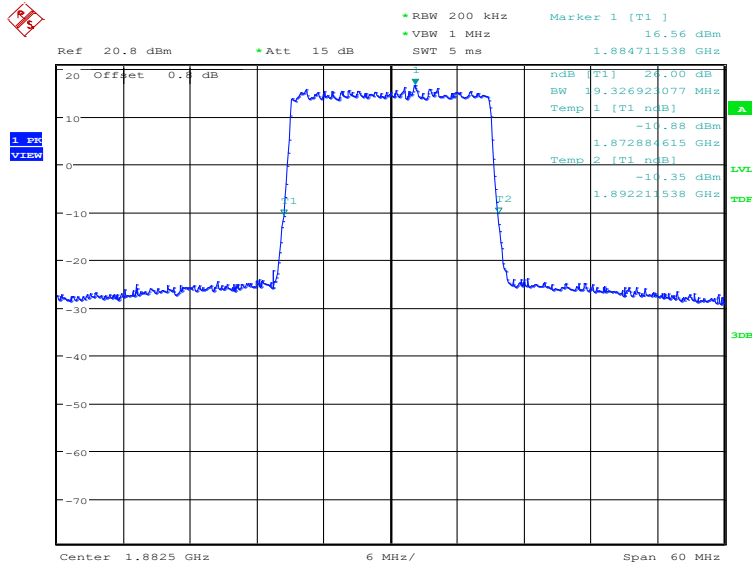
Frequency (MHz)	Occupied Bandwidth (-26dBc) (kHz)		
	QPSK	16QAM	64QAM
1882.5	19230.77	19326.92	19326.92

LTE band 25, 20MHz Bandwidth, QPSK (-26dBc BW)



Date: 18.DEC.2019 11:11:47

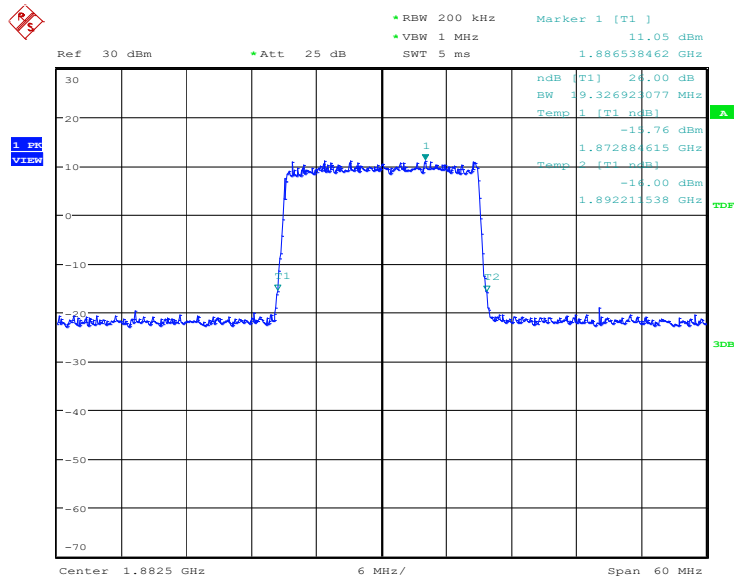
LTE band 25, 20MHz Bandwidth, 16QAM (-26dBc BW)



Date: 18.DEC.2019 11:13:11



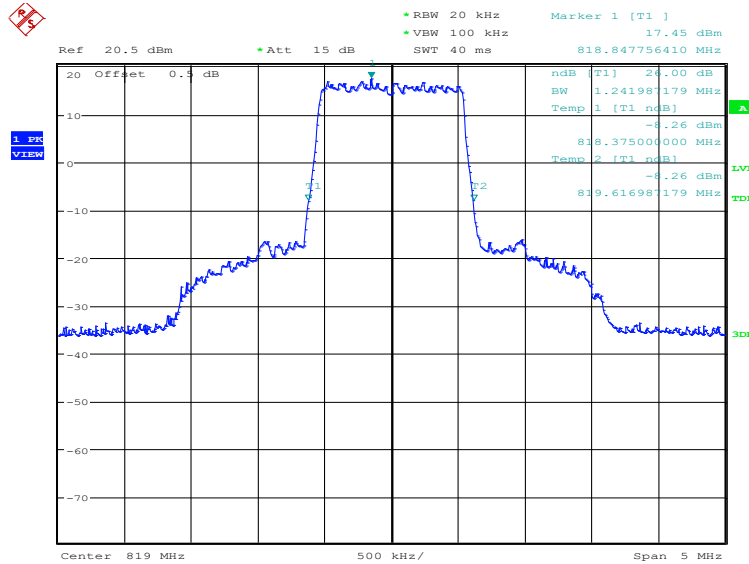
LTE band 25, 20MHz Bandwidth, 64QAM (-26dBc BW)



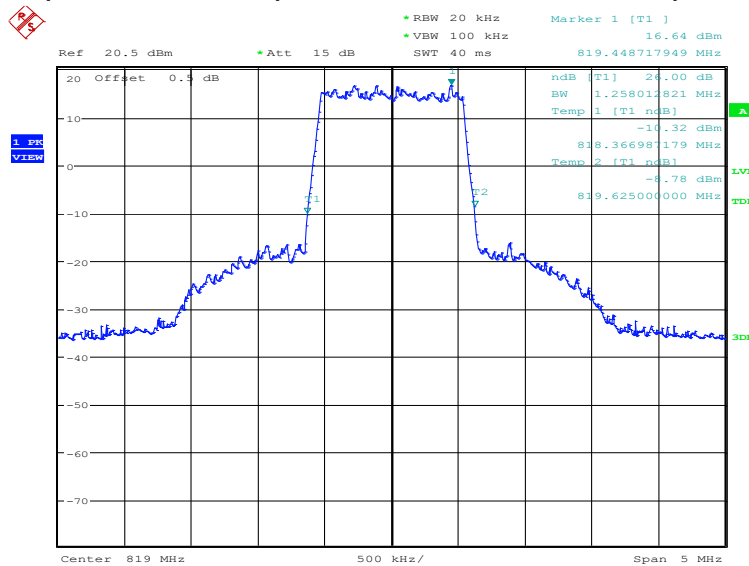
Date: 19.DEC.2019 08:37:36

LTE band 26(814MHz~824MHz), 1.4MHz (-26dBc)

Frequency (MHz)	Occupied Bandwidth (-26dBc)(kHz)		
	QPSK	16QAM	64QAM
819.0	1241.99	1258.01	1233.97

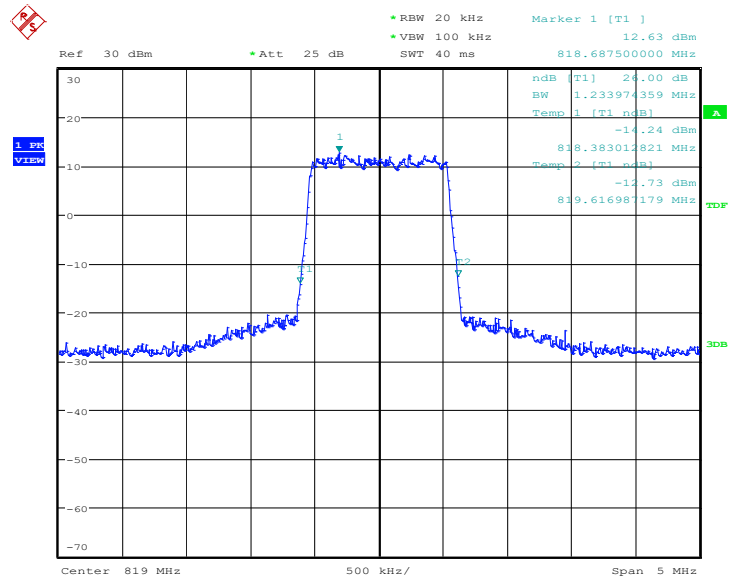
LTE band 26(814MHz~824MHz), 1.4MHz Bandwidth, QPSK (-26dBc BW)


Date: 18.DEC.2019 11:30:38

LTE band 26(814MHz~824MHz), 1.4MHz Bandwidth, 16QAM (-26dBc BW)


Date: 18.DEC.2019 11:32:03

LTE band 26(814MHz~824MHz), 1.4MHz Bandwidth, 64QAM (-26dBc BW)

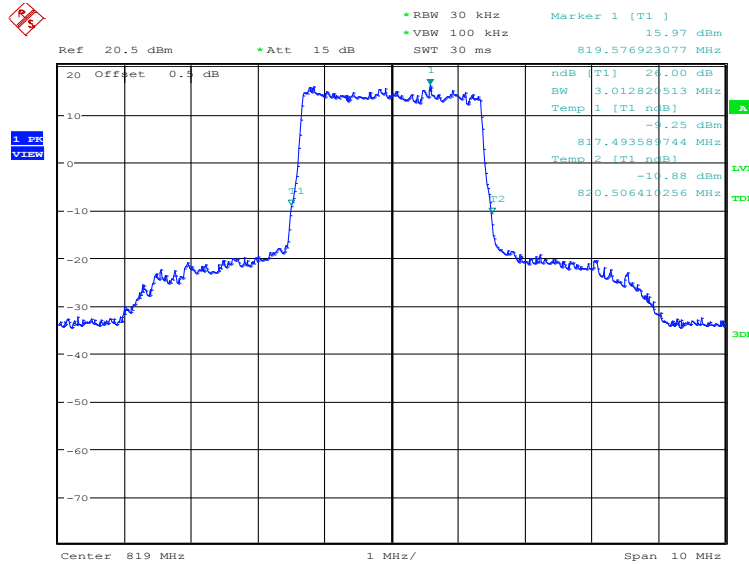


Date: 19.DEC.2019 08:59:01

LTE band 26(814MHz~824MHz), 3MHz (-26dBc)

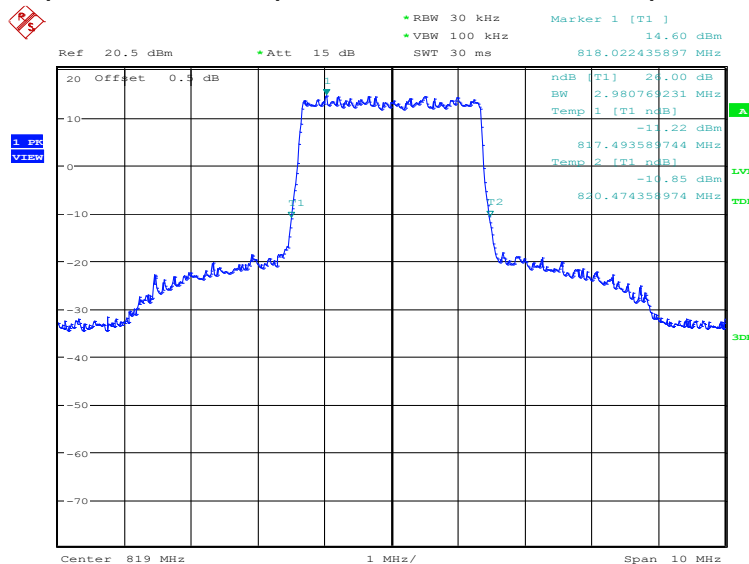
Frequency (MHz)	Occupied Bandwidth (-26dBc)(kHz)		
	QPSK	16QAM	64QAM
819.0	3012.82	2980.77	2980.77

LTE band 26(814MHz~824MHz), 3MHz Bandwidth, QPSK (-26dBc BW)



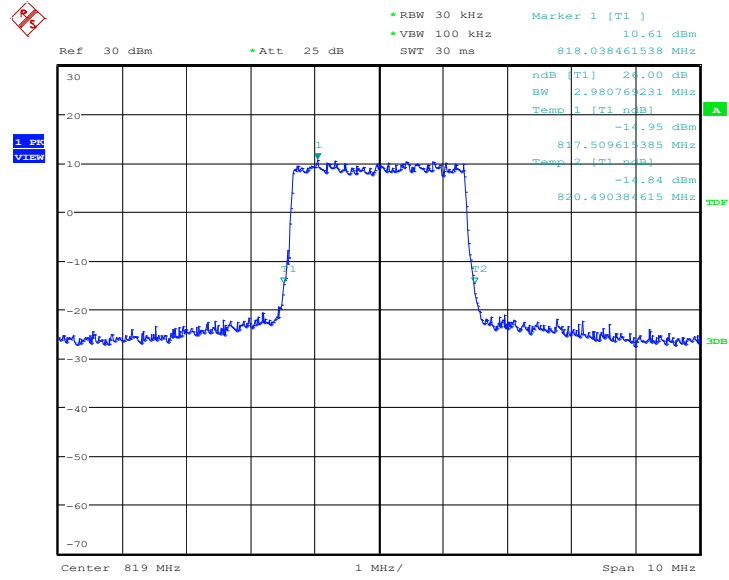
Date: 18.DEC.2019 11:33:29

LTE band 26(814MHz~824MHz), 3MHz Bandwidth, 16QAM (-26dBc BW)



Date: 18.DEC.2019 11:34:53

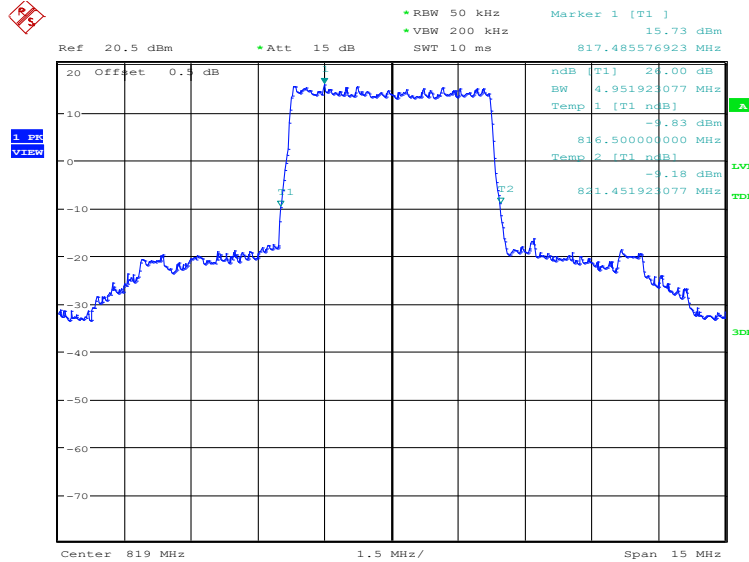
LTE band 26(814MHz~824MHz), 3MHz Bandwidth, 64QAM (-26dBc BW)



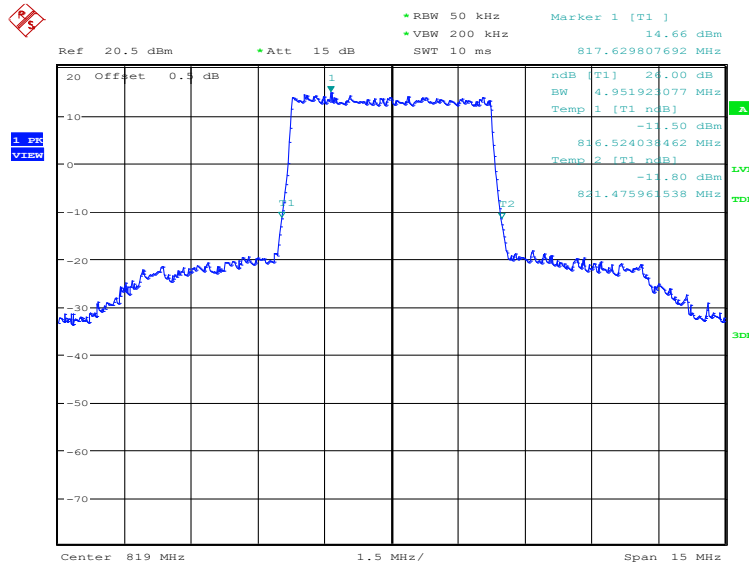
Date: 19.DEC.2019 09:01:46

LTE band 26(814MHz~824MHz), 5MHz (-26dBc)

Frequency (MHz)	Occupied Bandwidth (-26dBc)(kHz)		
	QPSK	16QAM	64QAM
819.0	4951.92	4951.92	4879.81

LTE band 26(814MHz~824MHz), 5MHz Bandwidth, QPSK (-26dBc BW)


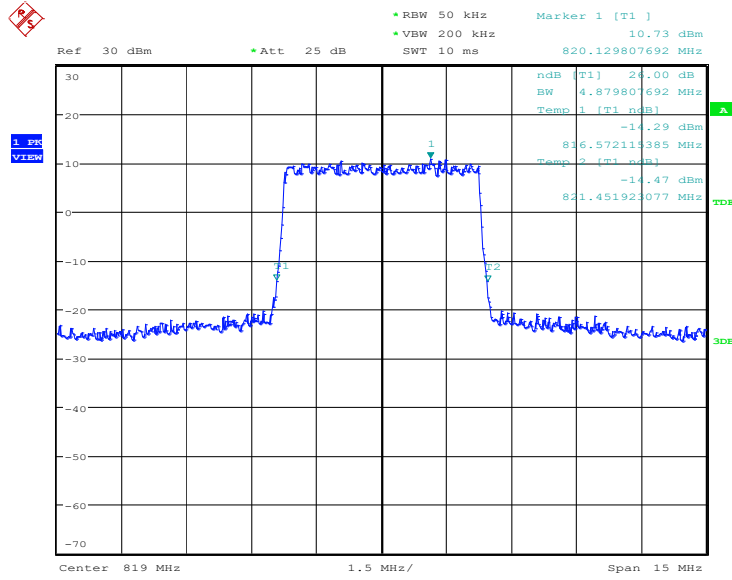
Date: 18.DEC.2019 11:36:19

LTE band 26(814MHz~824MHz), 5MHz Bandwidth, 16QAM (-26dBc BW)


Date: 18.DEC.2019 11:37:44



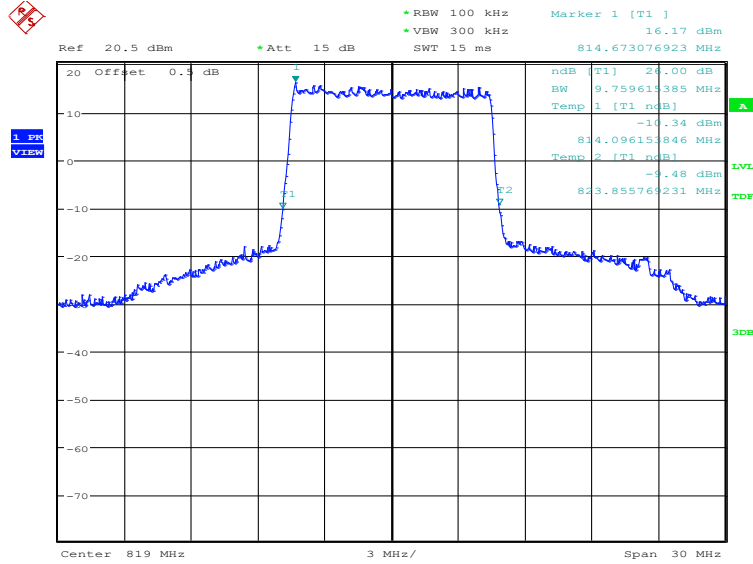
LTE band 26(814MHz~824MHz), 5MHz Bandwidth, 64QAM (-26dBc BW)



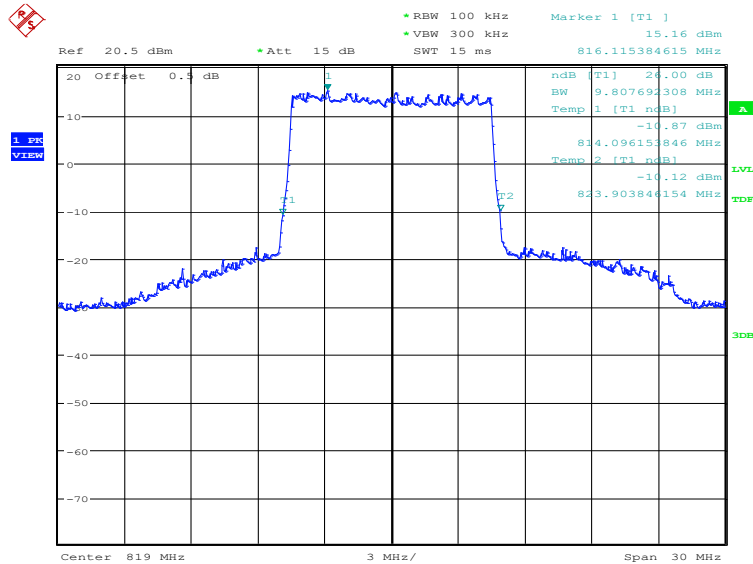
Date: 19.DEC.2019 09:03:30

LTE band 26(814MHz~824MHz), 10MHz (-26dBc)

Frequency (MHz)	Occupied Bandwidth (-26dBc)(kHz)		
	QPSK	16QAM	64QAM
819.0	9759.62	9807.69	9759.62

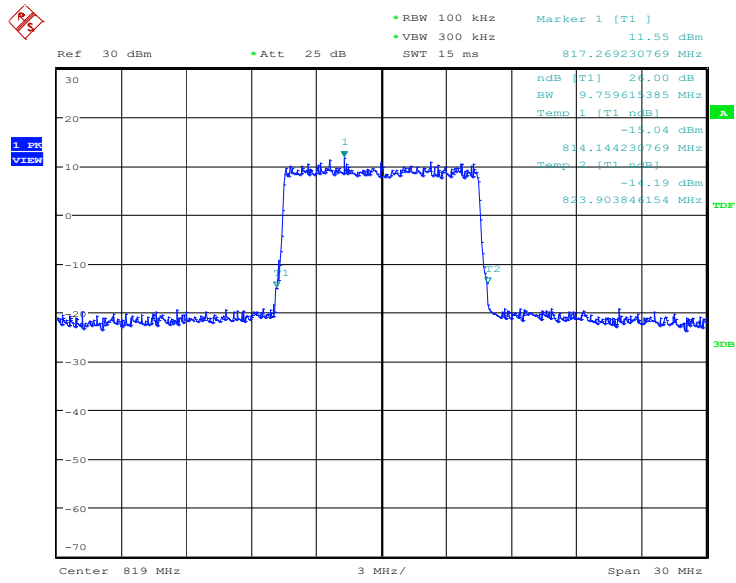
LTE band 26(814MHz~824MHz), 10MHz Bandwidth, QPSK (-26dBc BW)


Date: 18.DEC.2019 11:39:10

LTE band 26(814MHz~824MHz), 10MHz Bandwidth, 16QAM (-26dBc BW)


Date: 18.DEC.2019 11:40:34

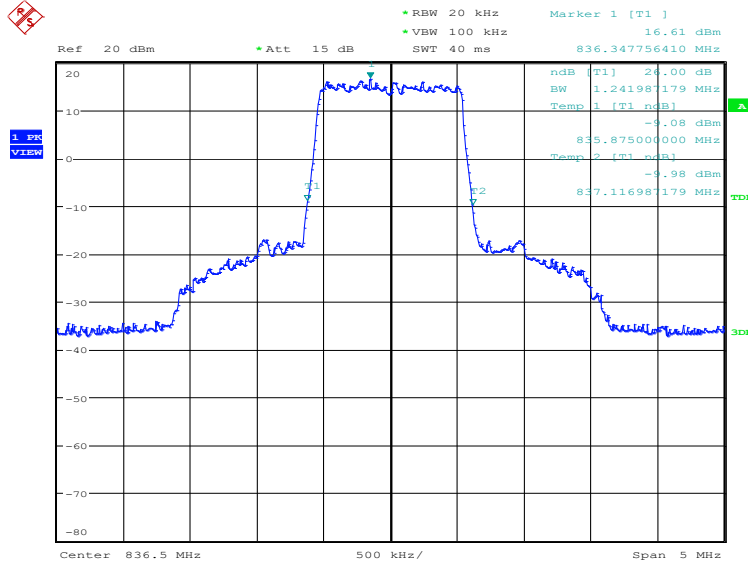
LTE band 26(814MHz~824MHz), 10MHz Bandwidth, 64QAM (-26dBc BW)



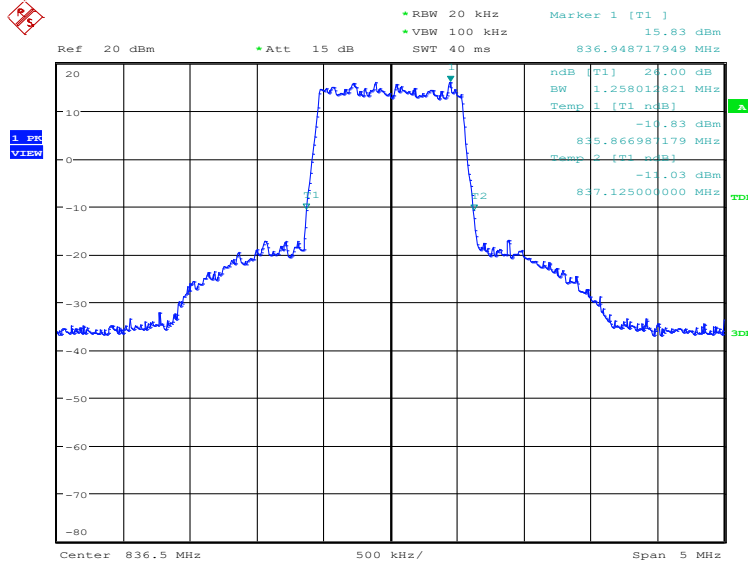
Date: 19.DEC.2019 09:05:26

LTE band 26(824MHz~849MHz), 1.4MHz (-26dBc)

Frequency (MHz)	Occupied Bandwidth (-26dBc) (kHz)		
	QPSK	16QAM	64QAM
836.5	1241.99	1258.01	1233.97

LTE band 26(824MHz~849MHz), 1.4MHz Bandwidth, QPSK (-26dBc BW)


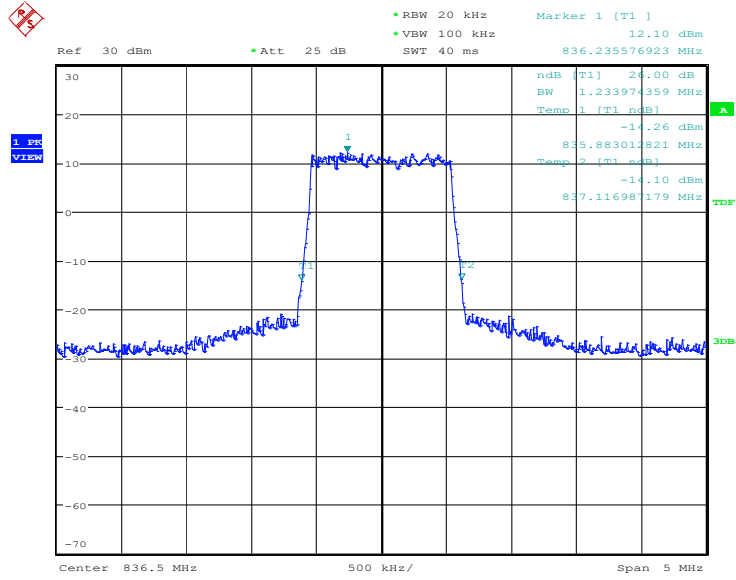
Date: 18.DEC.2019 11:15:37

LTE band 26(824MHz~849MHz), 1.4MHz Bandwidth, 16QAM (-26dBc BW)


Date: 18.DEC.2019 11:17:01



LTE band 26(824MHz~849MHz), 1.4MHz Bandwidth, 64QAM (-26dB BW)

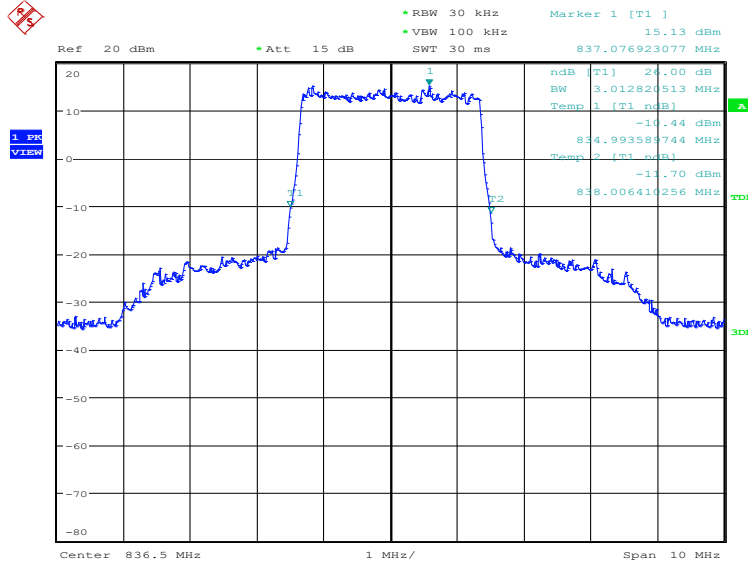


Date: 19.DEC.2019 08:45:33

LTE band 26(824MHz~849MHz), 3MHz (-26dBc)

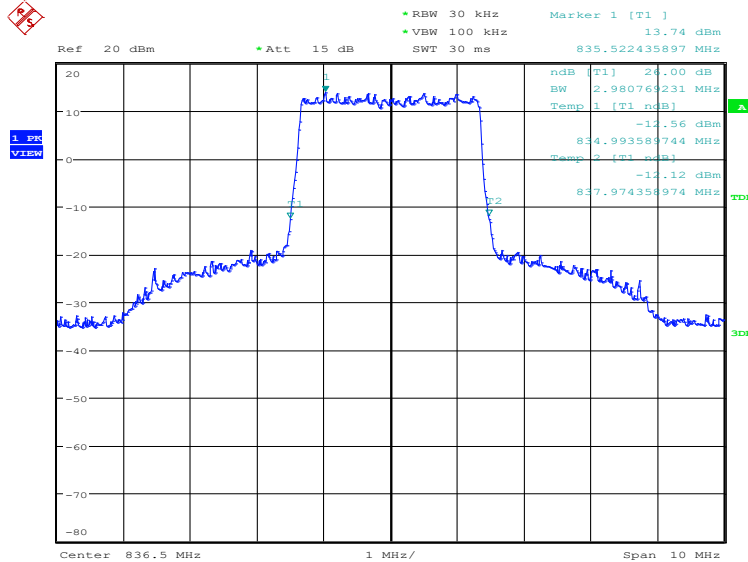
Frequency (MHz)	Occupied Bandwidth (-26dBc) (kHz)		
	QPSK	16QAM	64QAM
836.5	3012.82	2980.77	2996.79

LTE band 26(824MHz~849MHz), 3MHz Bandwidth, QPSK (-26dBc BW)



Date: 18.DEC.2019 11:18:27

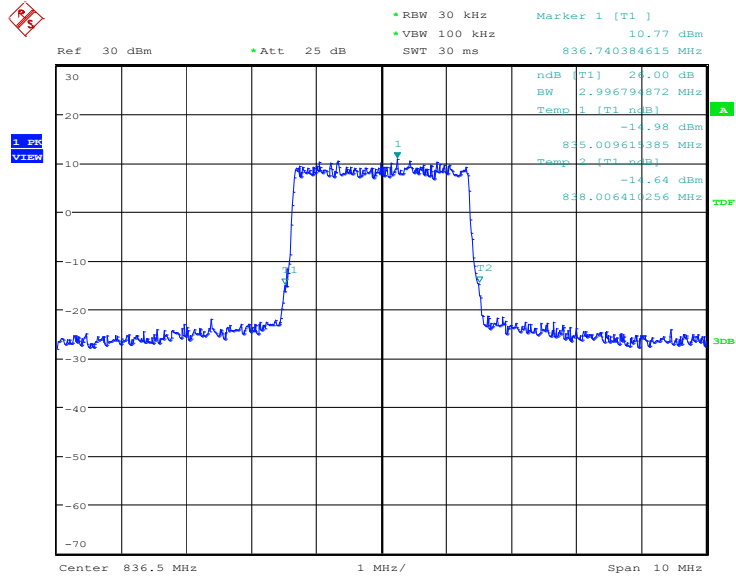
LTE band 26(824MHz~849MHz), 3MHz Bandwidth, 16QAM (-26dBc BW)



Date: 18.DEC.2019 11:19:51



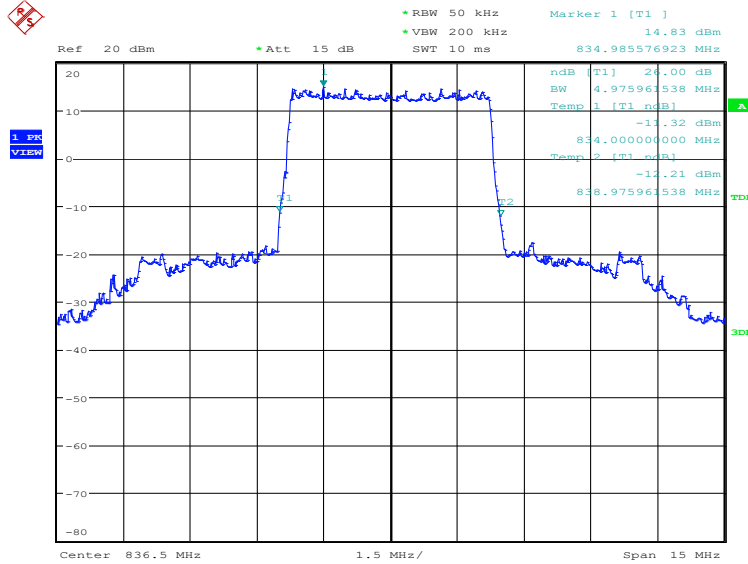
LTE band 26(824MHz~849MHz), 3MHz Bandwidth, 64QAM (-26dBc BW)



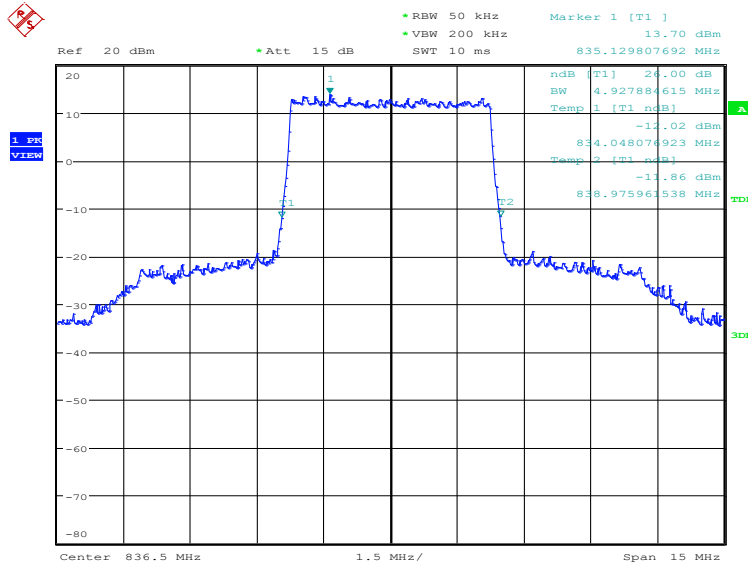
Date: 19.DEC.2019 08:47:02

LTE band 26(824MHz~849MHz), 5MHz (-26dBc)

Frequency (MHz)	Occupied Bandwidth (-26dBc) (kHz)		
	QPSK	16QAM	64QAM
836.5	4975.96	4927.88	4855.77

LTE band 26(824MHz~849MHz), 5MHz Bandwidth, QPSK (-26dBc BW)


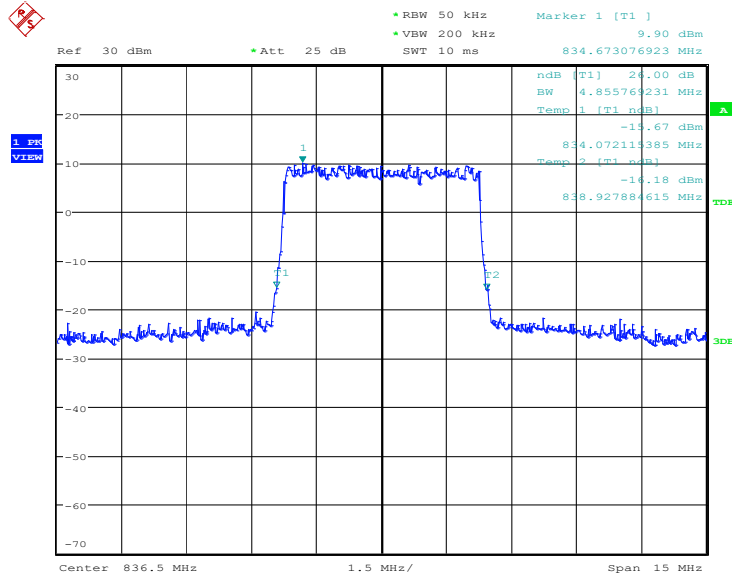
Date: 18.DEC.2019 11:21:17

LTE band 26(824MHz~849MHz), 5MHz Bandwidth, 16QAM (-26dBc BW)


Date: 18.DEC.2019 11:22:42



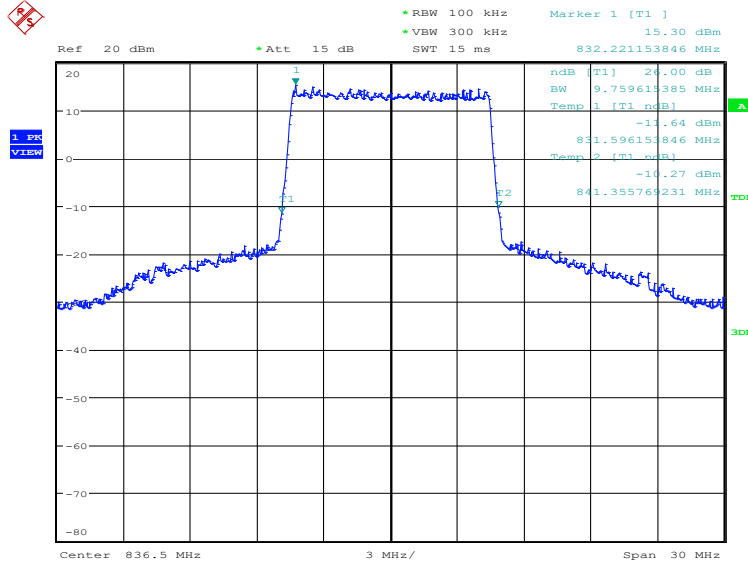
LTE band 26(824MHz~849MHz), 5MHz Bandwidth, 64QAM (-26dBc BW)



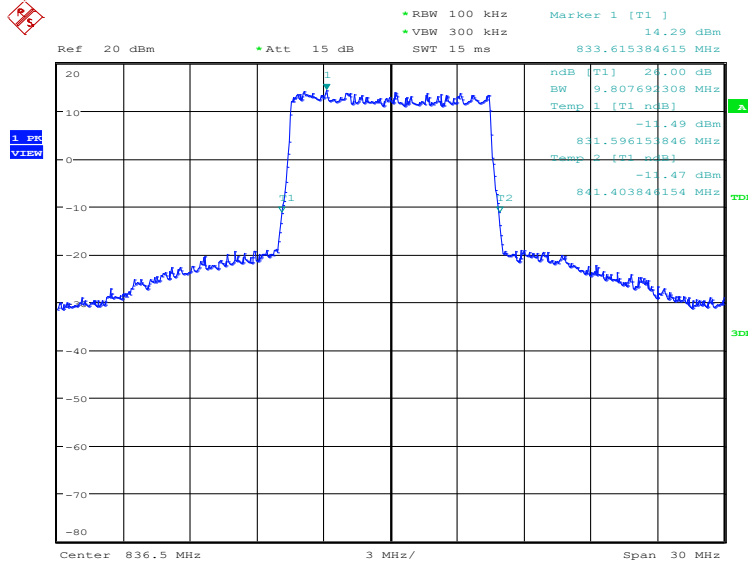
Date: 19.DEC.2019 08:48:26

LTE band 26(824MHz~849MHz), 10MHz (-26dBc)

Frequency (MHz)	Occupied Bandwidth (-26dBc) (kHz)		
	QPSK	16QAM	64QAM
836.5	9759.62	9807.69	9711.54

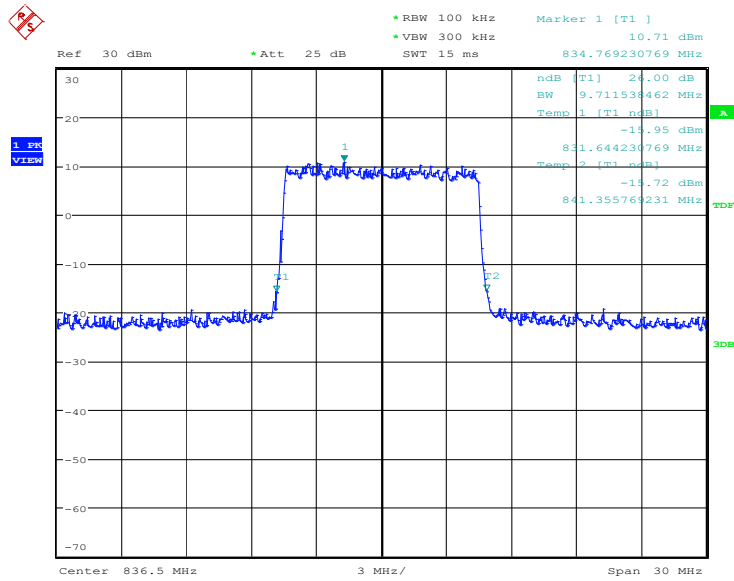
LTE band 26(824MHz~849MHz), 10MHz Bandwidth, QPSK (-26dBc BW)


Date: 18.DEC.2019 11:24:08

LTE band 26(824MHz~849MHz), 10MHz Bandwidth, 16QAM (-26dBc BW)


Date: 18.DEC.2019 11:25:32

LTE band 26(824MHz~849MHz), 10MHz Bandwidth, 64QAM (-26dBc BW)

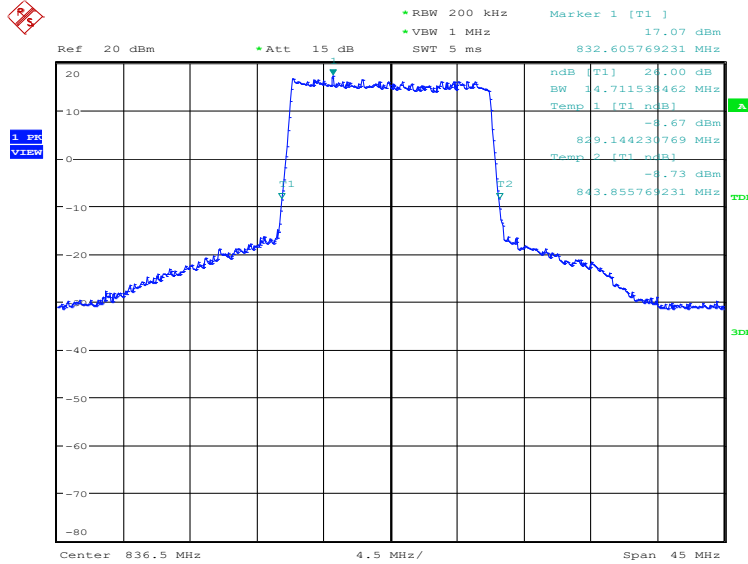


Date: 19.DEC.2019 08:50:03

LTE band 26(824MHz~849MHz), 15MHz (-26dBc)

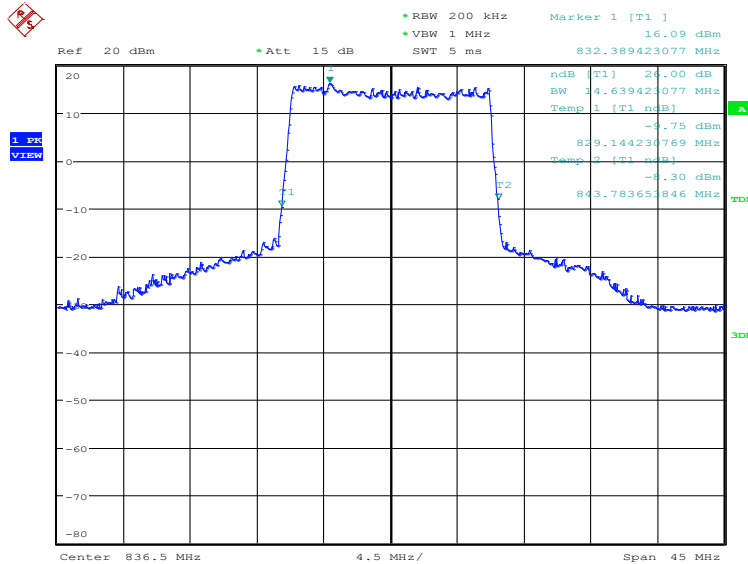
Frequency (MHz)	Occupied Bandwidth (-26dBc) (kHz)		
	QPSK	16QAM	64QAM
836.5	14711.54	14639.42	14639.42

LTE band 26(824MHz~849MHz), 15MHz Bandwidth, QPSK (-26dBc BW)



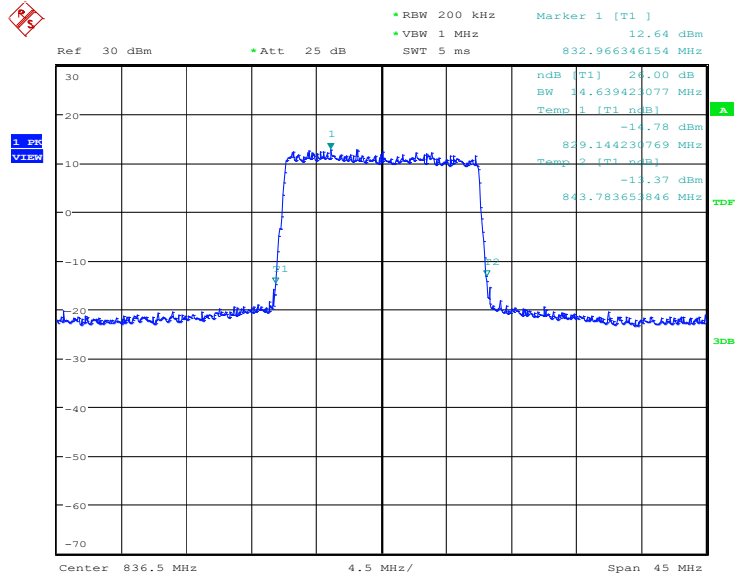
Date: 18.DEC.2019 11:26:59

LTE band 26(824MHz~849MHz), 15MHz Bandwidth, 16QAM (-26dBc BW)



Date: 18.DEC.2019 11:28:23

LTE band 26(824MHz~849MHz), 15MHz Bandwidth, 64QAM (-26dBc BW)

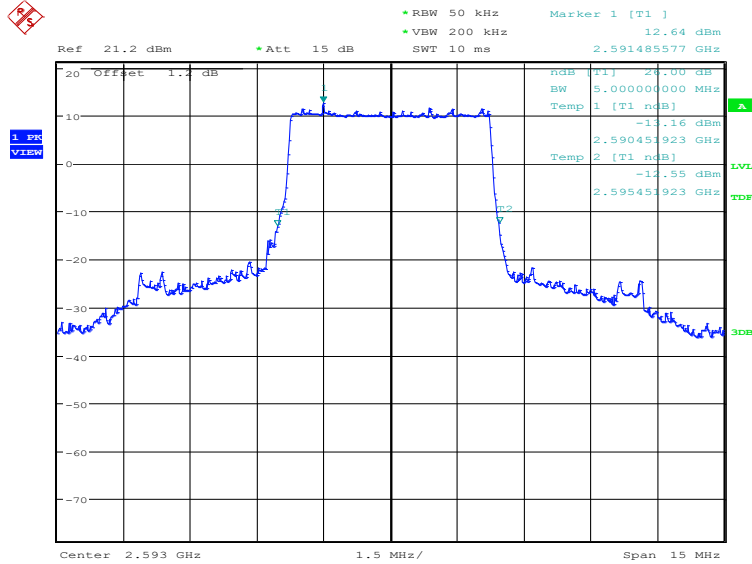


Date: 19.DEC.2019 08:54:32

LTE band 41, 5MHz (-26dBc)

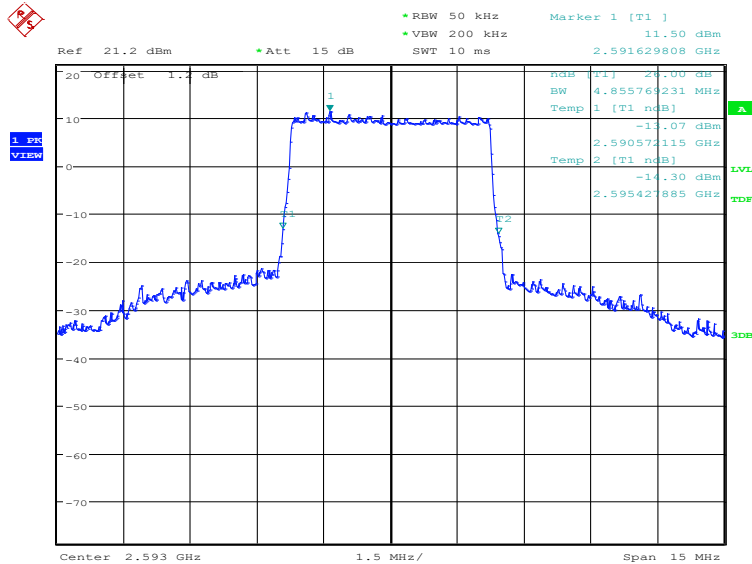
Frequency (MHz)	Occupied Bandwidth (-26dBc) (kHz)		
	QPSK	16QAM	64QAM
2593.0	5000.00	4855.77	4879.81

LTE band 41, 5MHz Bandwidth, QPSK (-26dBc BW)



Date: 17.DEC.2019 10:30:34

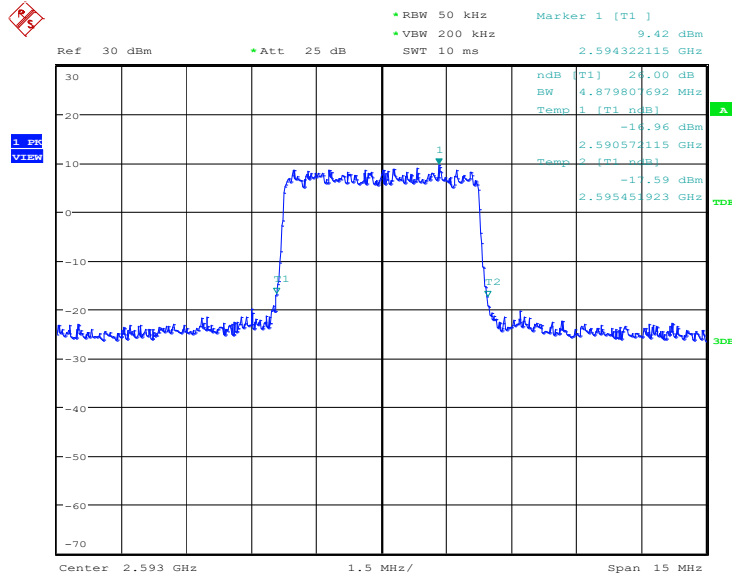
LTE band 41, 5MHz Bandwidth, 16QAM (-26dBc BW)



Date: 17.DEC.2019 10:31:58



LTE band 41, 5MHz Bandwidth,64QAM (-26dBc BW)

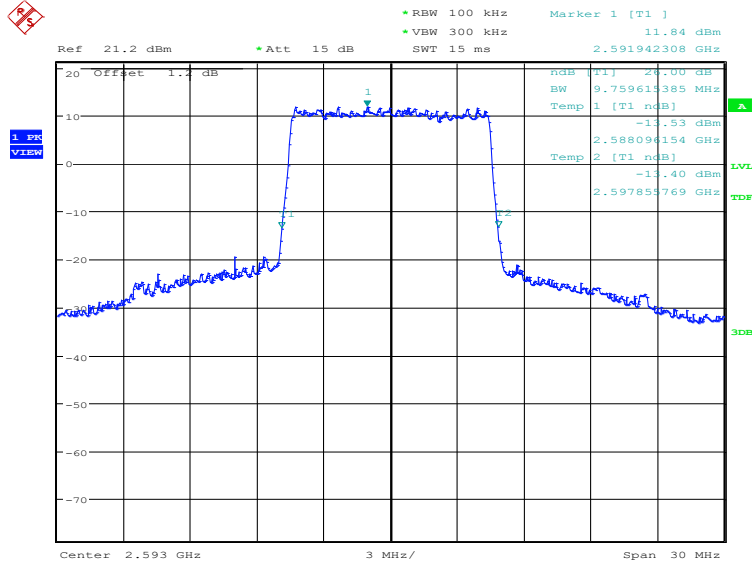


Date: 19.DEC.2019 12:49:36

LTE band 41, 10MHz (-26dBc)

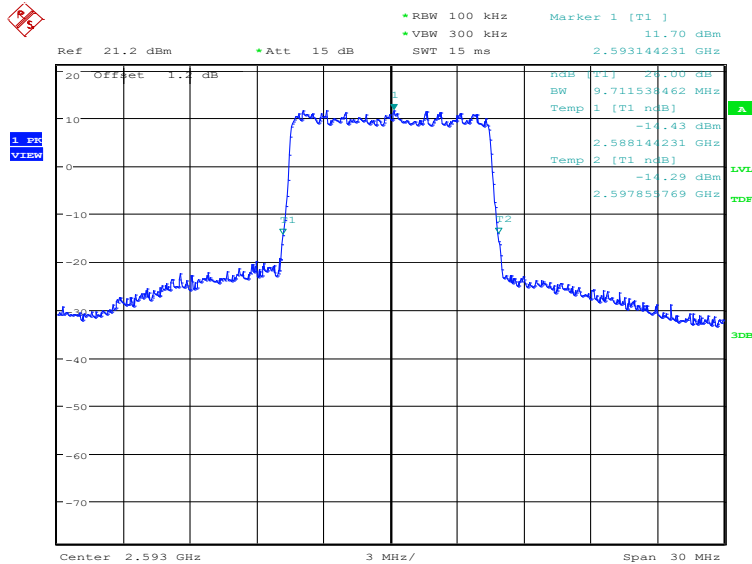
Frequency (MHz)	Occupied Bandwidth (-26dBc) (kHz)		
	QPSK	16QAM	64QAM
2593.0	9759.62	9711.54	9711.54

LTE band 41, 10MHz Bandwidth, QPSK (-26dBc BW)



Date: 17.DEC.2019 10:33:24

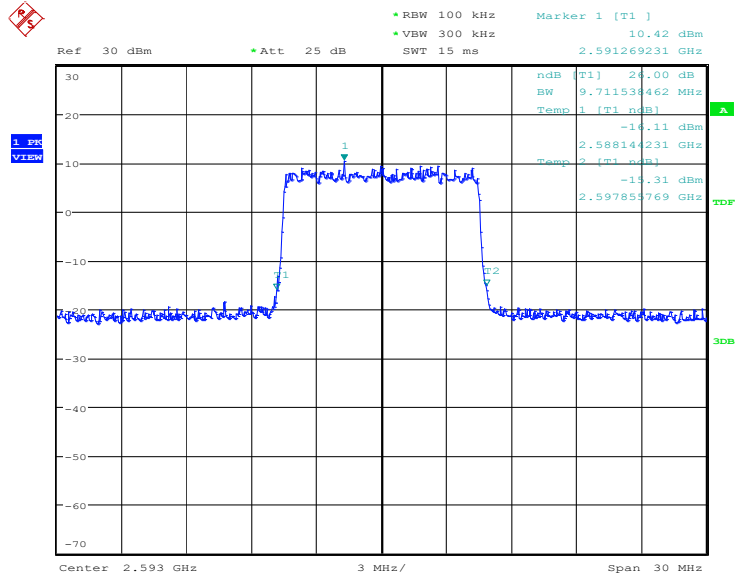
LTE band 41, 10MHz Bandwidth, 16QAM (-26dBc BW)



Date: 17.DEC.2019 10:34:48



LTE band 41, 10MHz Bandwidth, 64QAM (-26dBc BW)

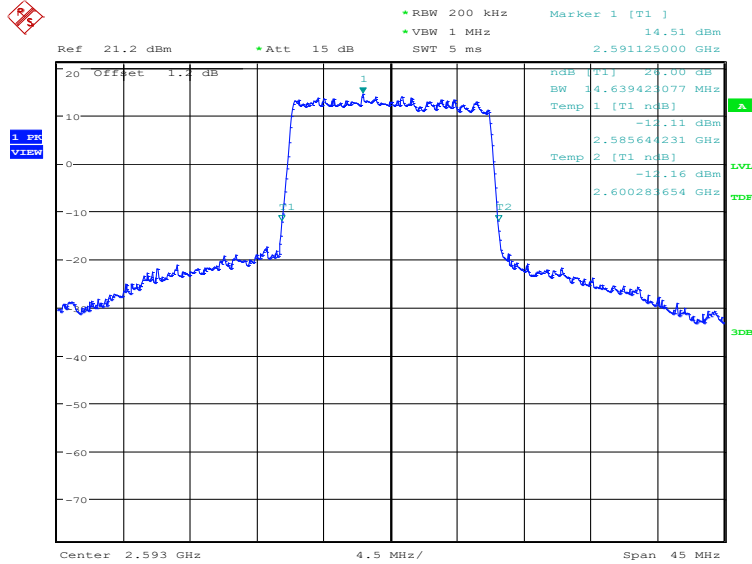


Date: 19.DEC.2019 12:52:23

LTE band 41, 15MHz (-26dBc)

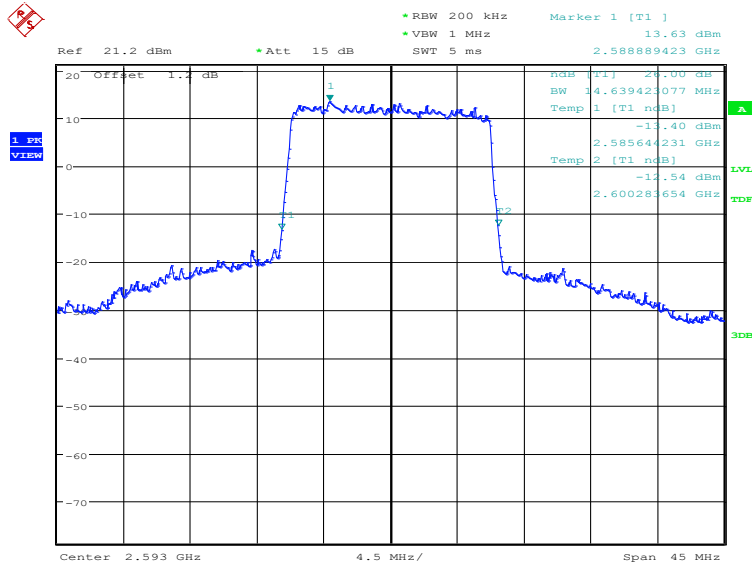
Frequency (MHz)	Occupied Bandwidth (-26dBc) (kHz)		
	QPSK	16QAM	64QAM
2593.0	14639.42	14639.42	14639.42

LTE band 41, 15MHz Bandwidth, QPSK (-26dBc BW)



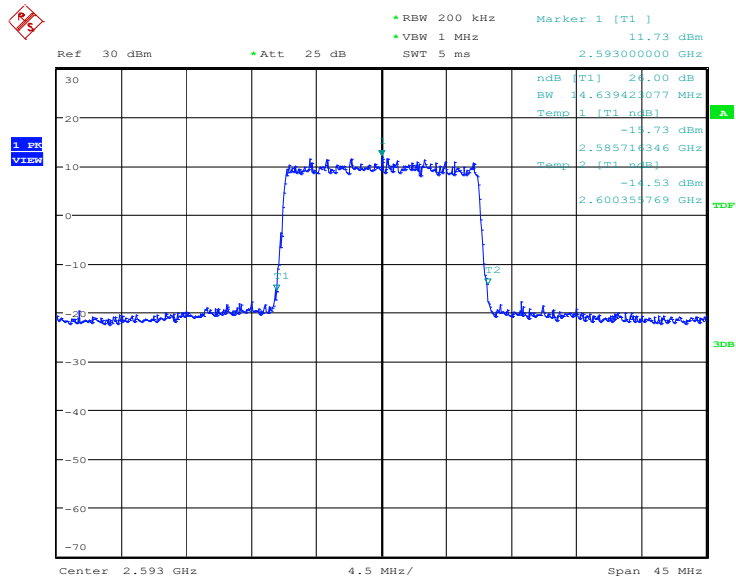
Date: 17.DEC.2019 10:36:14

LTE band 41, 15MHz Bandwidth, 16QAM (-26dBc BW)



Date: 17.DEC.2019 10:37:38

LTE band 41, 15MHz Bandwidth, 64QAM (-26dBc BW)

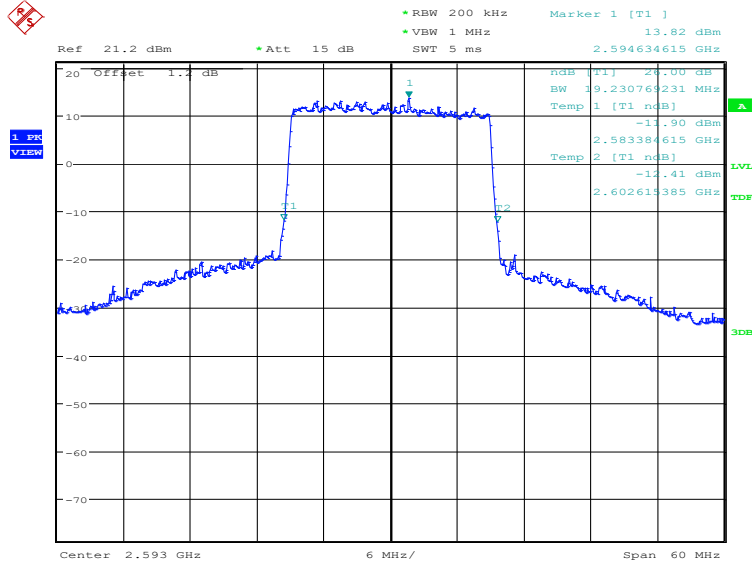


Date: 19.DEC.2019 12:53:58

LTE band 41, 20MHz (-26dBc)

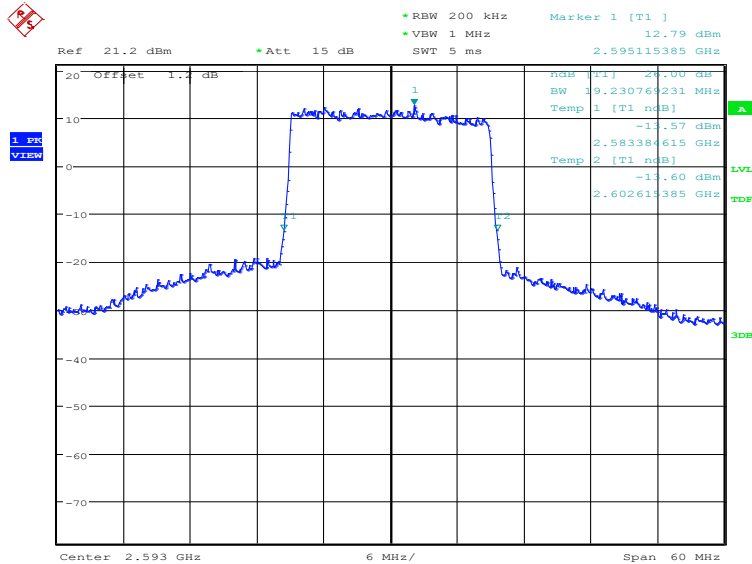
Frequency (MHz)	Occupied Bandwidth (-26dBc) (kHz)		
	QPSK	16QAM	64QAM
2593.0	19230.77	19230.77	19230.77

LTE band 41, 20MHz Bandwidth, QPSK (-26dBc BW)



Date: 17.DEC.2019 10:39:04

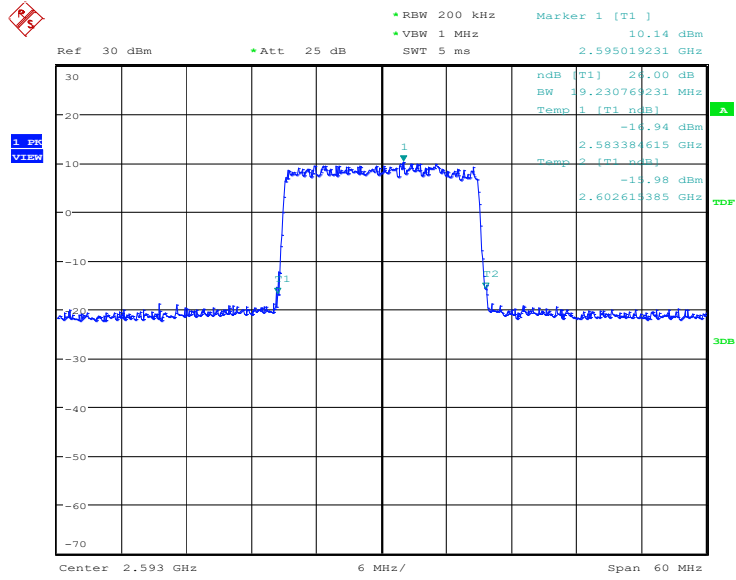
LTE band 41, 20MHz Bandwidth, 16QAM (-26dBc BW)



Date: 17.DEC.2019 10:40:28



LTE band 41, 20MHz Bandwidth, 64QAM (-26dBc BW)

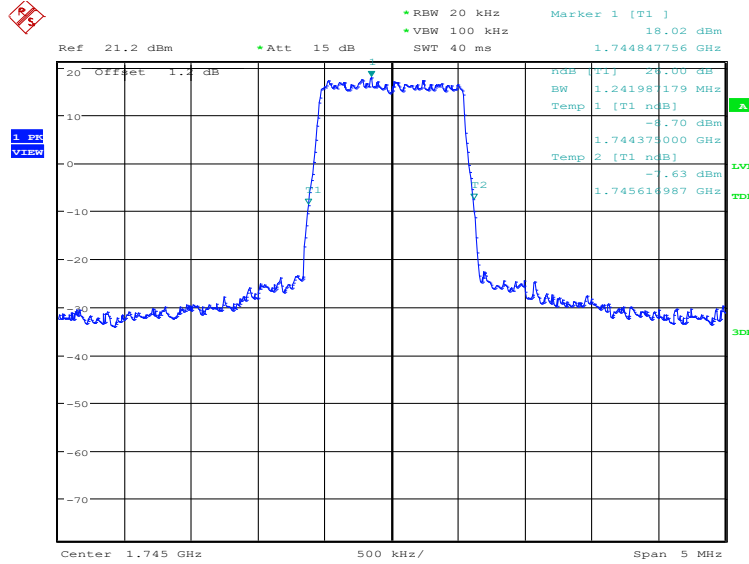


Date: 19.DEC.2019 12:55:20

LTE band 66, 1.4MHz (-26dBc)

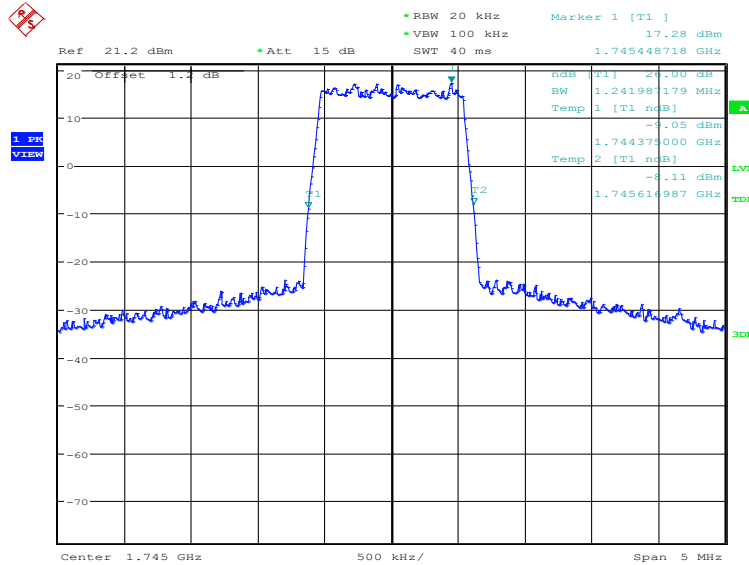
Frequency (MHz)	Occupied Bandwidth (-26dBc) (kHz)		
	QPSK	16QAM	64QAM
1745.0	1241.99	1241.99	1233.97

LTE band 66, 1.4MHz Bandwidth, QPSK (-26dBc BW)



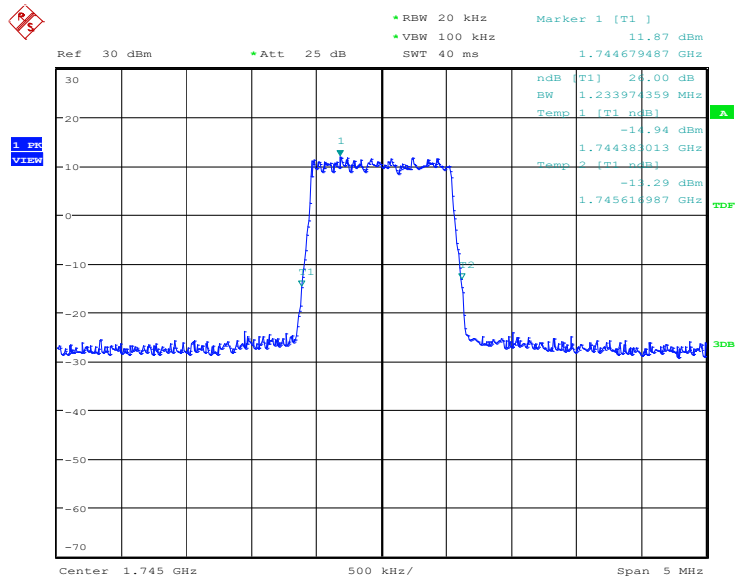
Date: 18.DEC.2019 11:42:04

LTE band 66, 1.4MHz Bandwidth, 16QAM (-26dBc BW)



Date: 18.DEC.2019 11:43:29

LTE band 66, 1.4MHz Bandwidth, 64QAM (-26dBc BW)

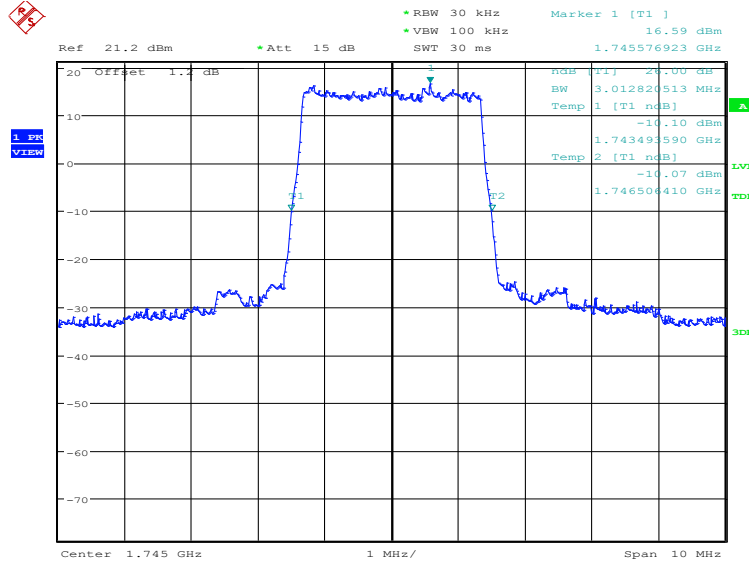


Date: 19.DEC.2019 09:08:53

LTE band 66, 3MHz (-26dBc)

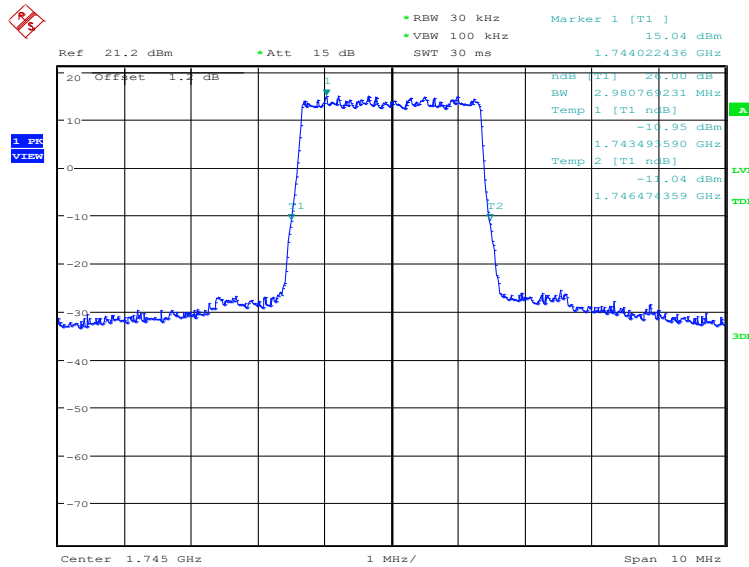
Frequency (MHz)	Occupied Bandwidth (-26dBc) (kHz)		
	QPSK	16QAM	64QAM
1745.0	3012.82	2980.77	2964.74

LTE band 66, 3MHz Bandwidth, QPSK (-26dBc BW)



Date: 18.DEC.2019 11:44:55

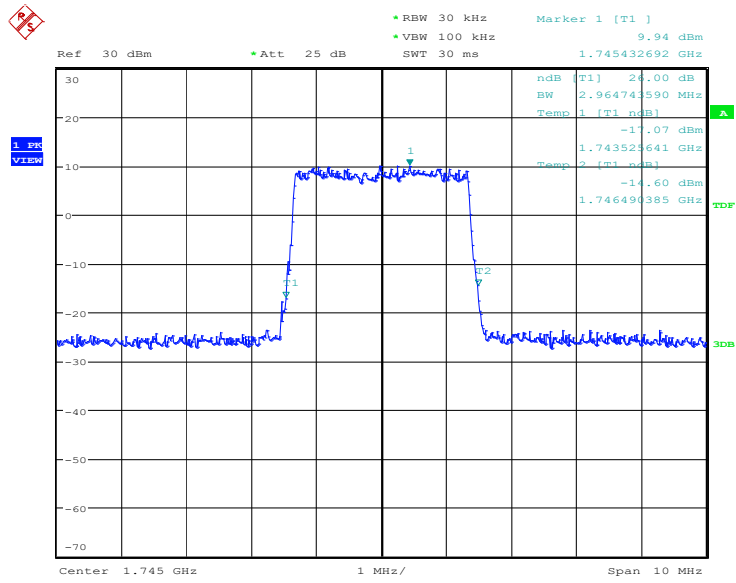
LTE band 66, 3MHz Bandwidth, 16QAM (-26dBc BW)



Date: 18.DEC.2019 11:46:19



LTE band 66, 3MHz Bandwidth, 64QAM (-26dBc BW)

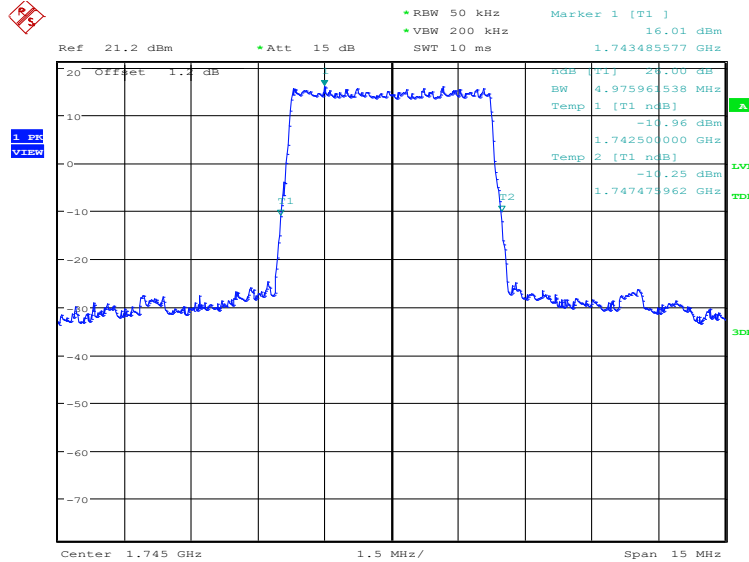


Date: 19.DEC.2019 09:10:07

LTE band 66, 5MHz (-26dBc)

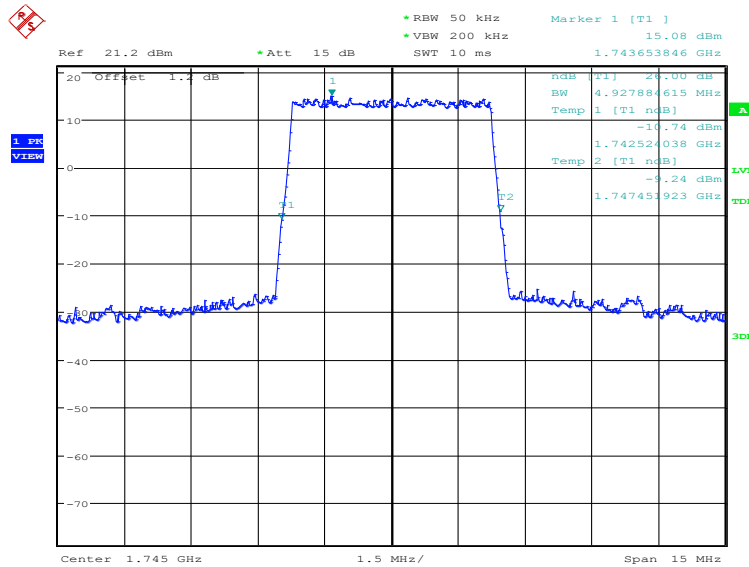
Frequency (MHz)	Occupied Bandwidth (-26dBc) (kHz)		
	QPSK	16QAM	64QAM
1745.0	4975.96	4927.88	4879.81

LTE band 66, 5MHz Bandwidth, QPSK (-26dBc BW)



Date: 18.DEC.2019 11:47:45

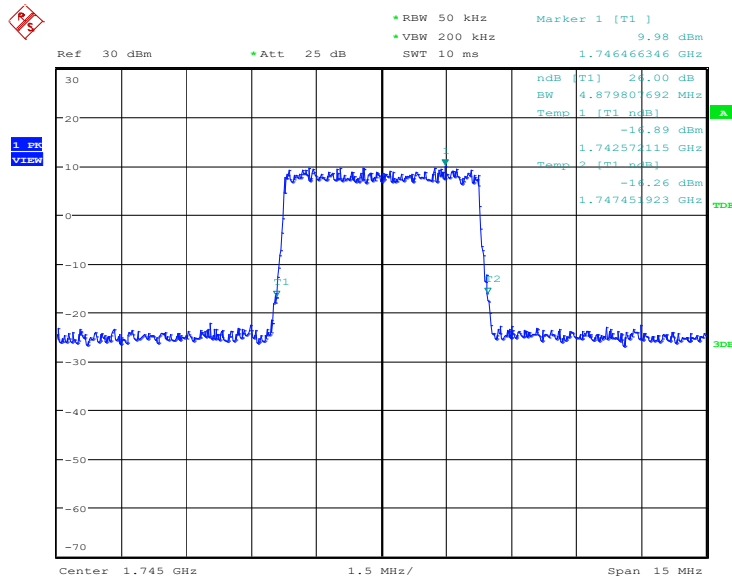
LTE band 66, 5MHz Bandwidth, 16QAM (-26dBc BW)



Date: 18.DEC.2019 11:49:10



LTE band 66, 5MHz Bandwidth, 64QAM (-26dBc BW)

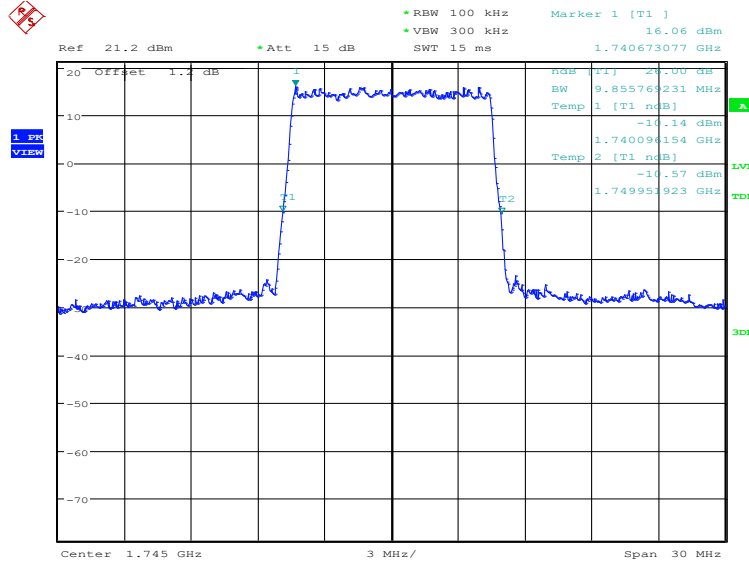


Date: 19.DEC.2019 09:11:26

LTE band 66, 10MHz (-26dBc)

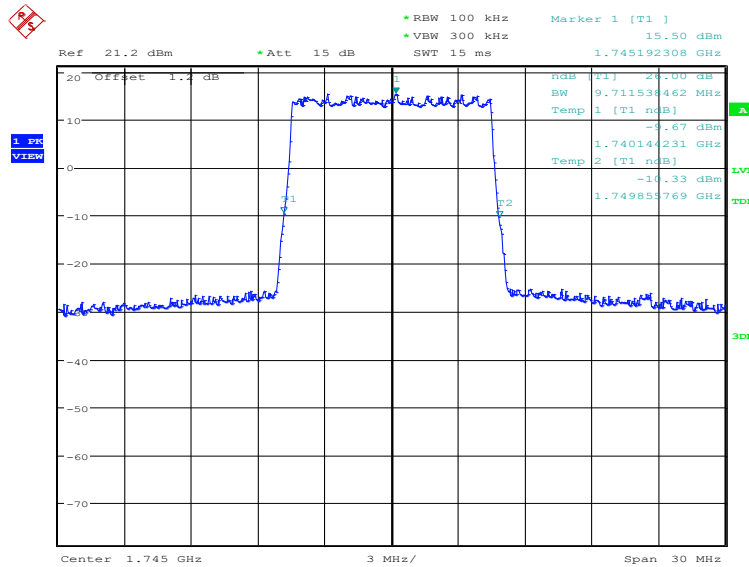
Frequency (MHz)	Occupied Bandwidth (-26dBc) (kHz)		
	QPSK	16QAM	64QAM
1745.0	9855.77	9711.54	9711.54

LTE band 66, 10MHz Bandwidth, QPSK (-26dBc BW)



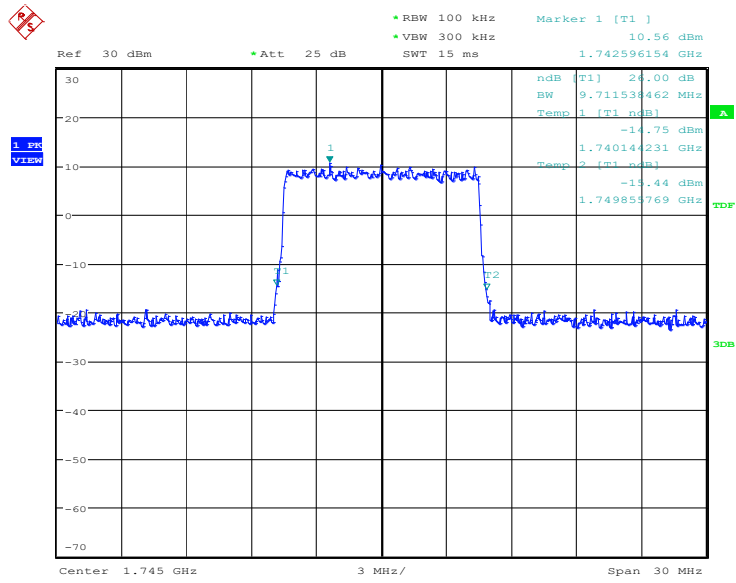
Date: 18.DEC.2019 11:50:36

LTE band 66, 10MHz Bandwidth, 16QAM (-26dBc BW)



Date: 18.DEC.2019 11:52:00

LTE band 66, 10MHz Bandwidth, 64QAM (-26dBc BW)

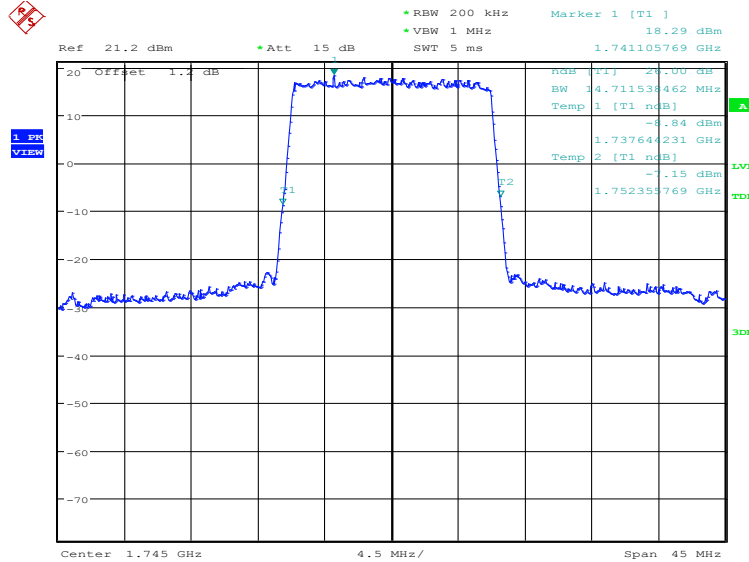


Date: 19.DEC.2019 09:12:42

LTE band 66, 15MHz (-26dBc)

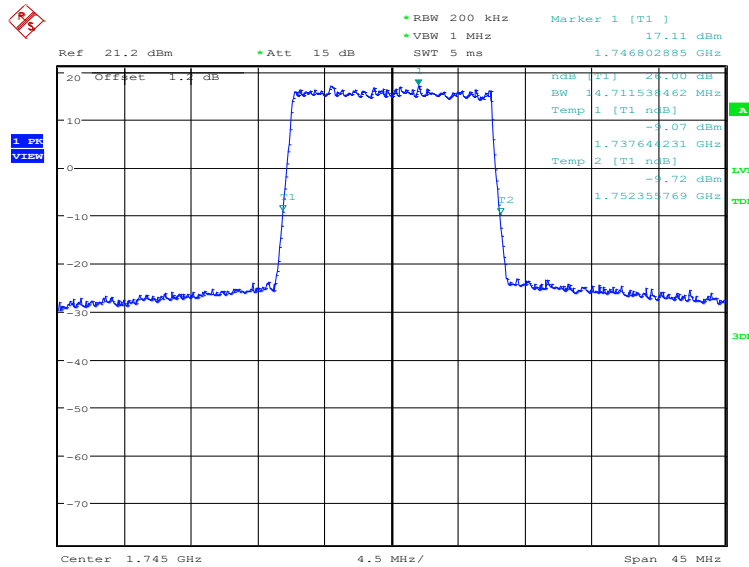
Frequency (MHz)	Occupied Bandwidth (-26dBc) (kHz)		
	QPSK	16QAM	64QAM
1745.0	14711.54	14711.54	14711.54

LTE band 66, 15MHz Bandwidth, QPSK (-26dBc BW)



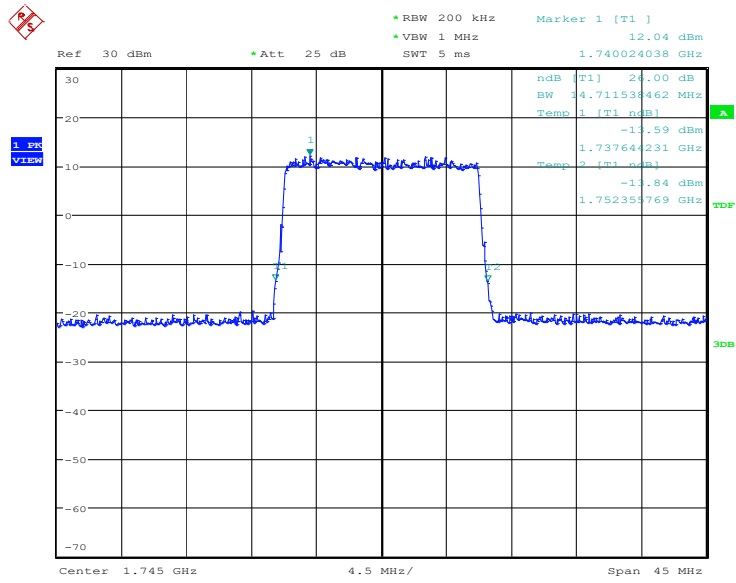
Date: 18.DEC.2019 11:53:27

LTE band 66, 15MHz Bandwidth, 16QAM (-26dBc BW)



Date: 18.DEC.2019 11:54:51

LTE band 66, 15MHz Bandwidth, 64QAM (-26dBc BW)

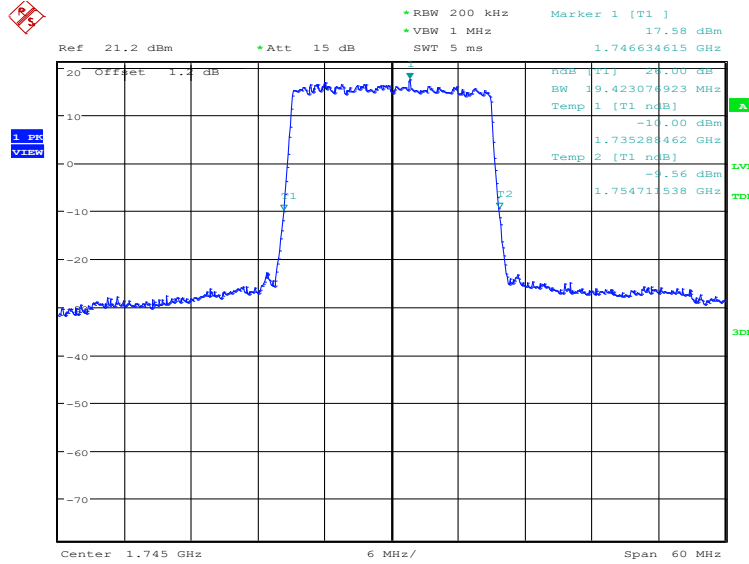


Date: 19.DEC.2019 09:14:14

LTE band 66, 20MHz (-26dBc)

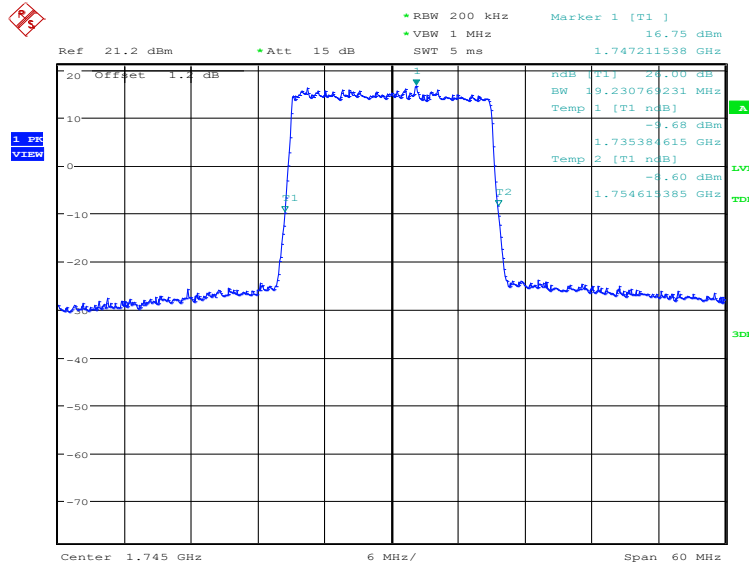
Frequency (MHz)	Occupied Bandwidth (-26dBc) (kHz)		
	QPSK	16QAM	64QAM
1745.0	19423.08	19230.77	19326.92

LTE band 66, 20MHz Bandwidth, QPSK (-26dBc BW)



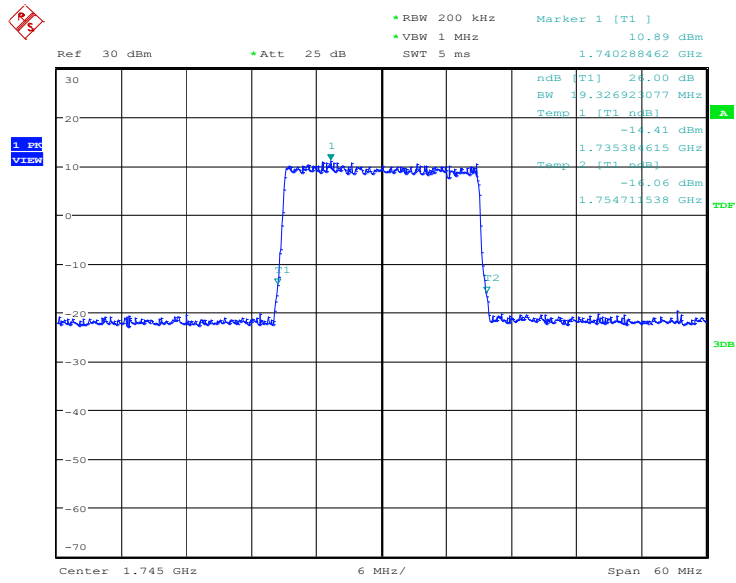
Date: 18.DEC.2019 11:56:17

LTE band 66, 20MHz Bandwidth, 16QAM (-26dBc BW)



Date: 18.DEC.2019 11:57:42

LTE band 66, 20MHz Bandwidth, 64QAM (-26dBc BW)



Date: 19.DEC.2019 09:17:55

A.6 BAND EDGE COMPLIANCE

A.6.1 Measurement limit

Part 22.917, Part 24.238 and Part 27.53(h) specify that the power of any emission outside of the authorized operating frequency ranges must be attenuated below the transmitting power (P) by a factor of at least $43 + 10 \log(P)$ dB.

According to KDB 971168, a relaxation of the reference bandwidth is often provided for measurements within a specified frequency range at the edge of the authorized frequency block/band. This is often implemented by permitting the use of a narrower RBW (typically limited to a minimum RBW of 1% of the OBW) for measuring the out-of-band emissions without a requirement to integrate the result over the full reference bandwidth.

The specification that emissions shall be attenuated below the transmitter power (P) by at least $43 + 10 \log(P)$ dB, translates in the relevant power range (1 to 0.001 W) to -13 dBm. At 1 W the specified minimum attenuation becomes 43 dB and relative to a 30 dBm (1 W) carrier becomes a limit of -13 dBm. At 0.001 W (0 dBm) the minimum attenuation is 13 dB, which again yields a limit of -13 dBm. In this way a translation of the specification from relative to absolute terms is carried out.

Part 27.53(m)(4) specifies for mobile digital stations, the attenuation factor shall be not less than $40 + 10 \log(P)$ dB on all frequencies between the channel edge and 5 megahertz from the channel edge, $43 + 10 \log(P)$ dB on all frequencies between 5 megahertz and X megahertz from the channel edge, and $55 + 10 \log(P)$ dB on all frequencies more than X megahertz from the channel edge, where X is the greater of 6 megahertz or the actual emission bandwidth as defined in paragraph (m)(6) of this section. In addition, the attenuation factor shall not be less than $43 + 10 \log(P)$ dB on all frequencies between 2490.5 MHz and 2496 MHz and $55 + 10 \log(P)$ dB at or below 2490.5 MHz. Mobile Satellite Service licensees operating on frequencies below 2495 MHz may also submit a documented interference complaint against BRS licensees operating on channel BRS Channel 1 on the same terms and conditions as adjacent channel BRS or EBS licensees.

Part 27.53(c) states for operations in the 746-758 MHz band and the 776-788 MHz band, the power of any emission outside the licensee's frequency band(s) of operation shall be attenuated below the transmitter power (P) within the licensed band(s) of operation, measured in watts, in accordance with the following:(1) On any frequency outside the 746-758 MHz band, the power of any emission shall be attenuated outside the band below the transmitter power (P) by at least $43 + 10 \log(P)$ dB;(2) On any frequency outside the 776-788 MHz band, the power of any emission shall be attenuated outside the band below the transmitter power (P) by at least $43 + 10 \log(P)$ dB;(4) On all frequencies between 763-775 MHz and 793-805 MHz, by a factor not less than $65 + 10 \log(P)$ dB in a 6.25 kHz band segment, for mobile and portable stations.

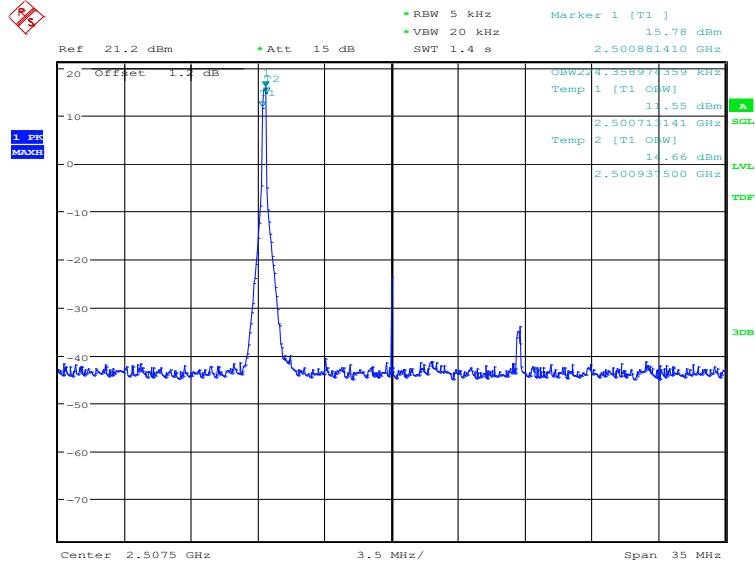
Part 90.691 states that out-of-band emission requirement shall apply only to the "outer" channels included in an EA license and to spectrum adjacent to interior channels used by incumbent licensees. The emission limits are as follows:For any frequency removed from the EA licensee's frequency block by up to and including 37.5 kHz, the power of any emission shall be attenuated below the transmitter power (P) in watts by at least $116 \log_{10}(f/6.1)$ decibels or $50 + 10 \log_{10}(P)$



I19Z.62229-WMD03

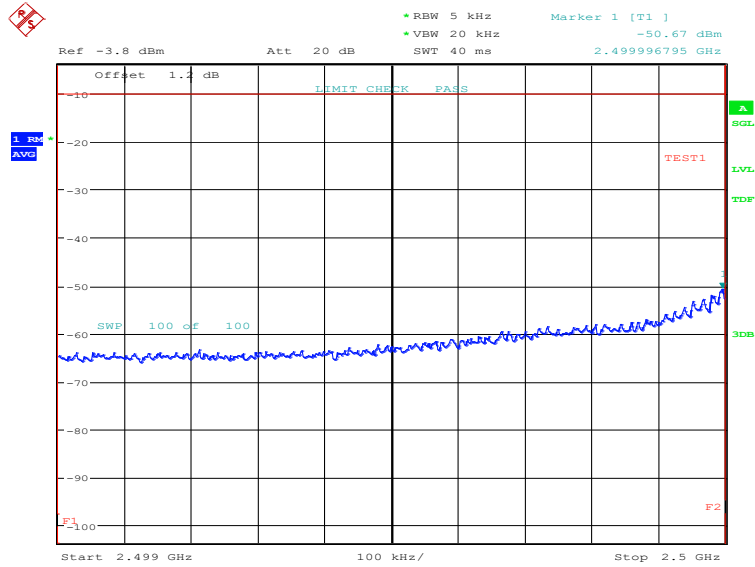
decibels or 80 decibels, whichever is the lesser attenuation, where f is the frequency removed from the center of the outer channel in the block in kilohertz and where f is greater than 12.5 kHz. For any frequency removed from the EA licensee's frequency block greater than 37.5 kHz, the power of any emission shall be attenuated below the transmitter power (P) in watts by at least $43 + 10\text{Log}_{10}(P)$ decibels or 80 decibels, whichever is the lesser attenuation, where f is the frequency removed from the center of the outer channel in the block in kilohertz and where f is greater than 37.5 kHz.

A.6.2 Measurement result
Only the worst case result is given below
LTE band 7
OBW: 1RB-low_offset

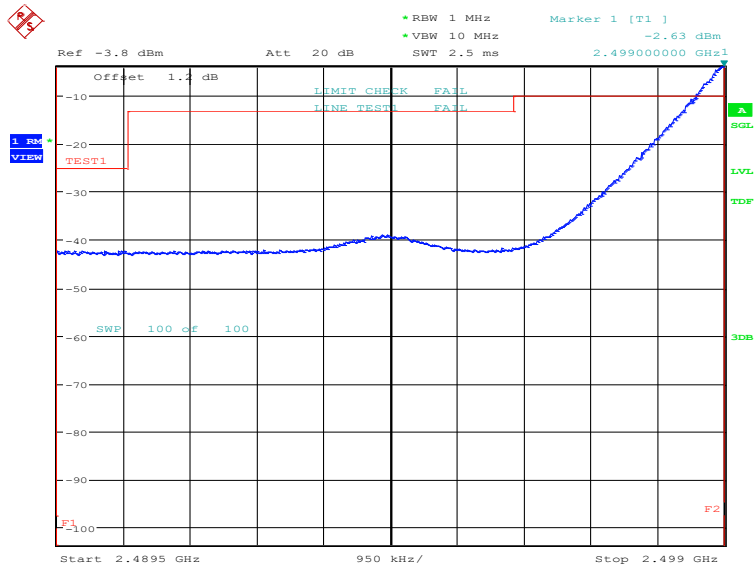


Date: 13.FEB.2020 10:06:13

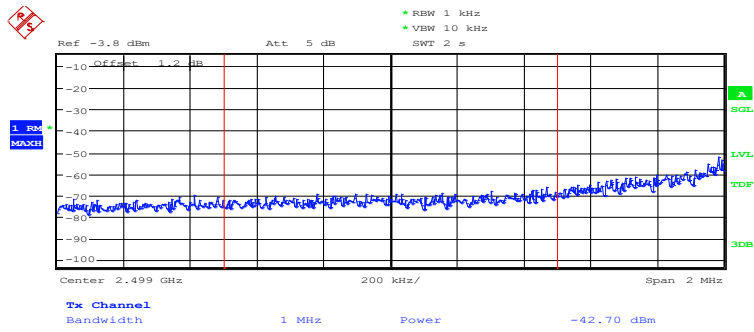
LOW BAND EDGE BLOCK-1RB-low_offset



Date: 13.FEB.2020 10:07:59

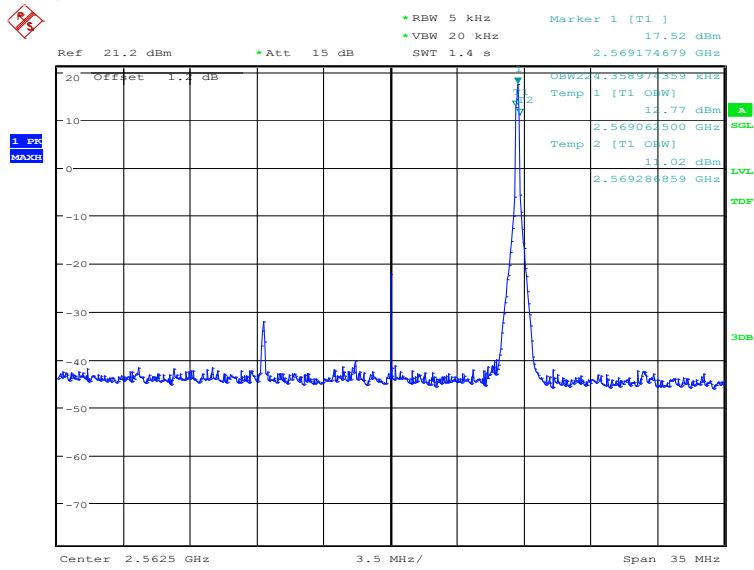


Date: 13.FEB.2020 10:09:42



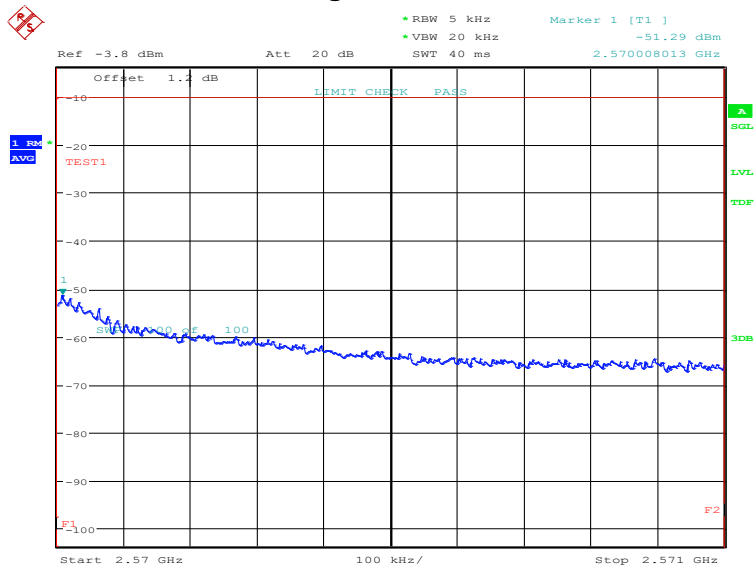
Date: 13.FEB.2020 10:09:53

OBW: 1RB-high_offset

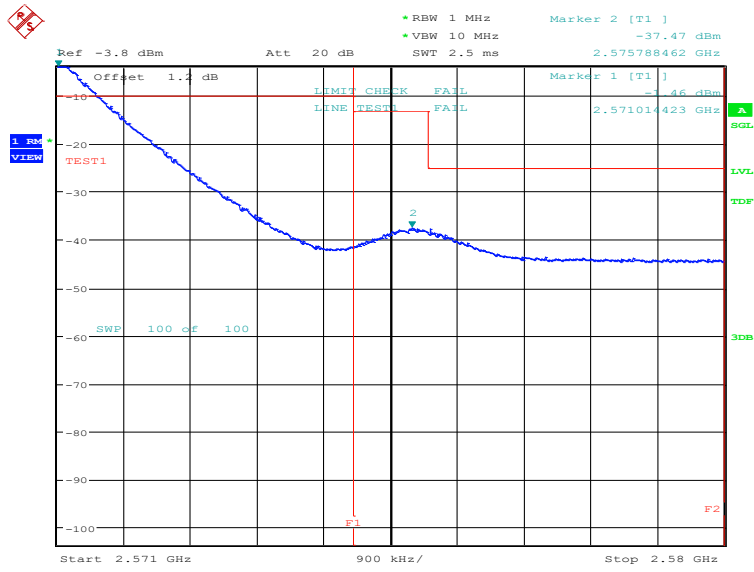


Date: 13.FEB.2020 10:16:23

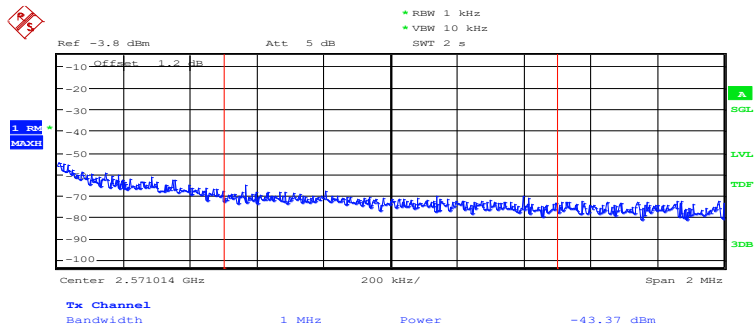
HIGH BAND EDGE BLOCK-1RB-high_offset



Date: 13.FEB.2020 10:18:09

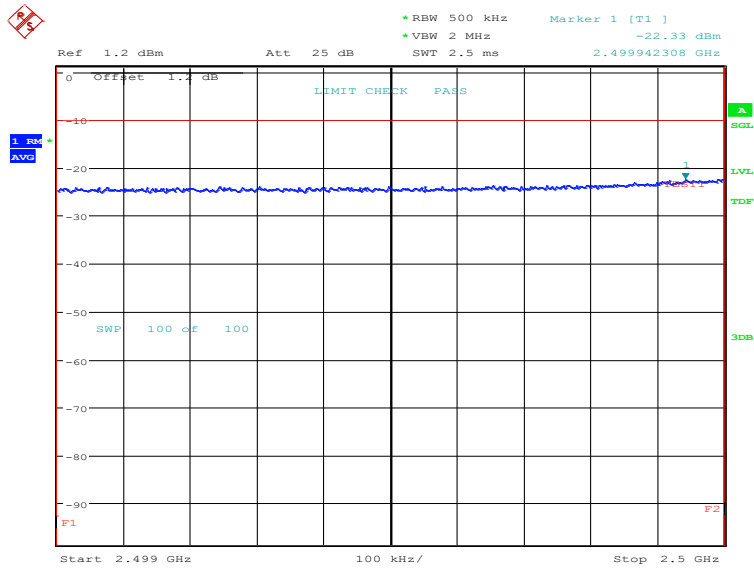


Date: 13.FEB.2020 10:19:54

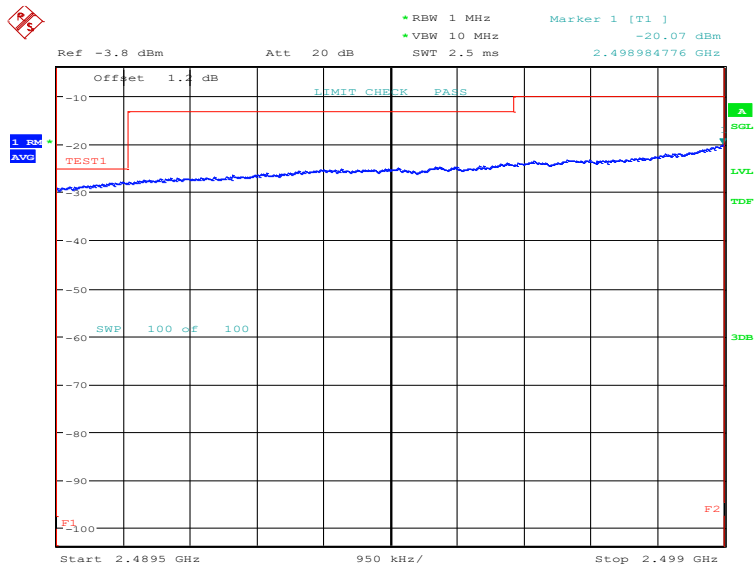


Date: 13.FEB.2020 10:20:06

LOW BAND EDGE BLOCK-20MHz-100%RB

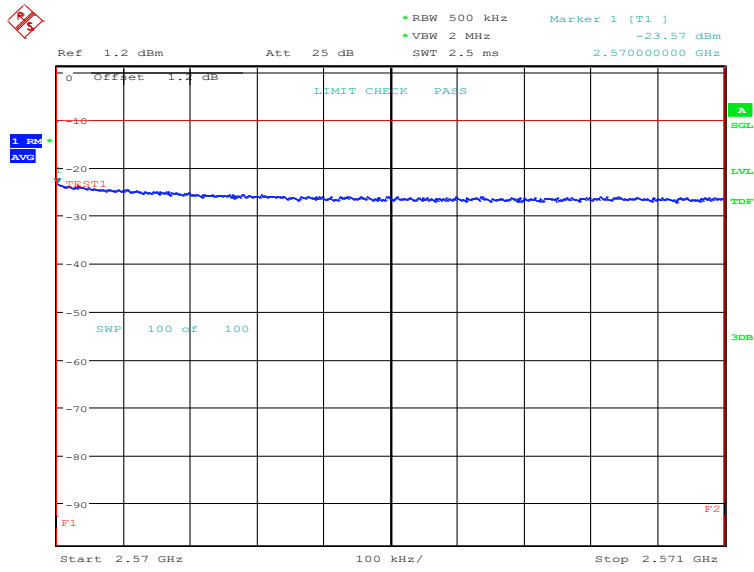


Date: 13.FEB.2020 10:11:52

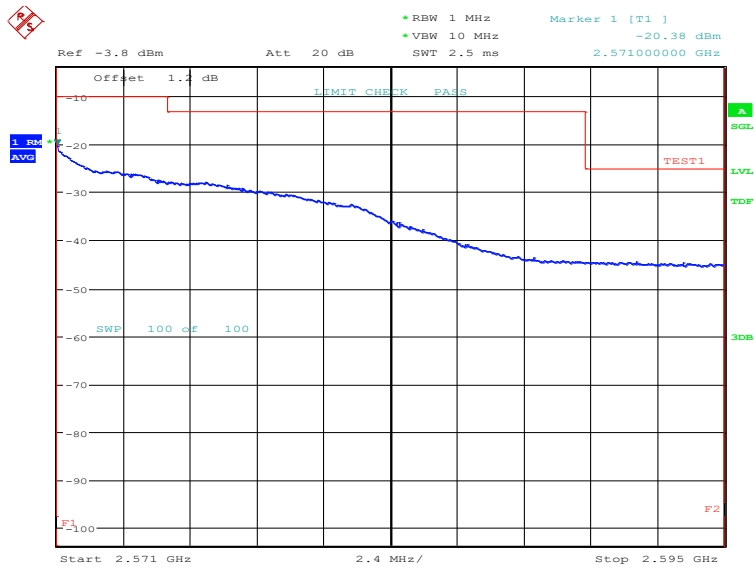


Date: 13.FEB.2020 10:13:32

HIGH BAND EDGE BLOCK-20MHz-100%RB

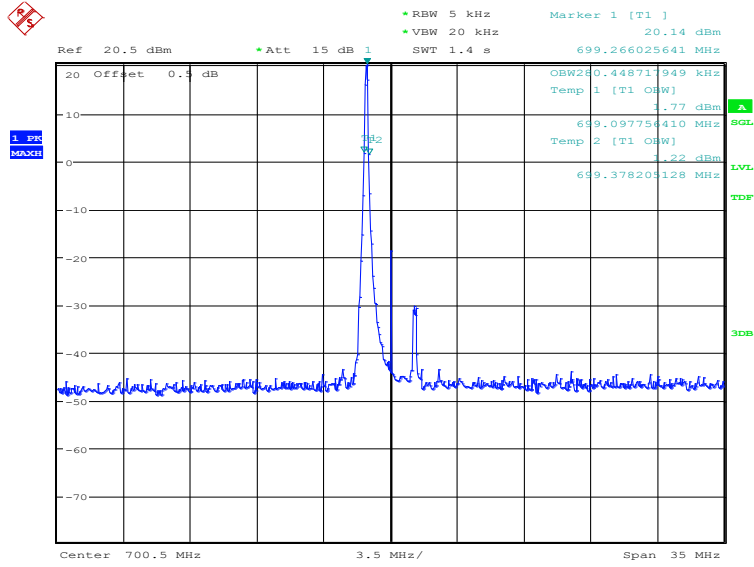


Date: 13.FEB.2020 10:22:04



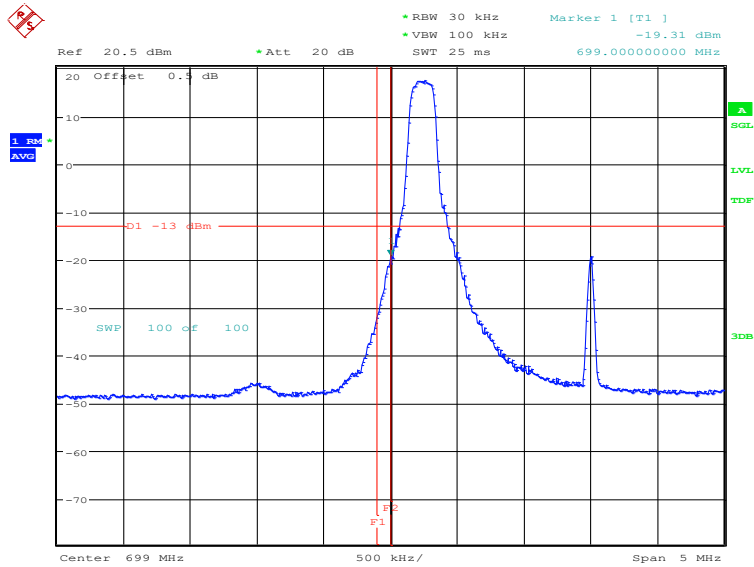
Date: 13.FEB.2020 10:23:44

LTE band 12
OBW: 1RB-low_offset



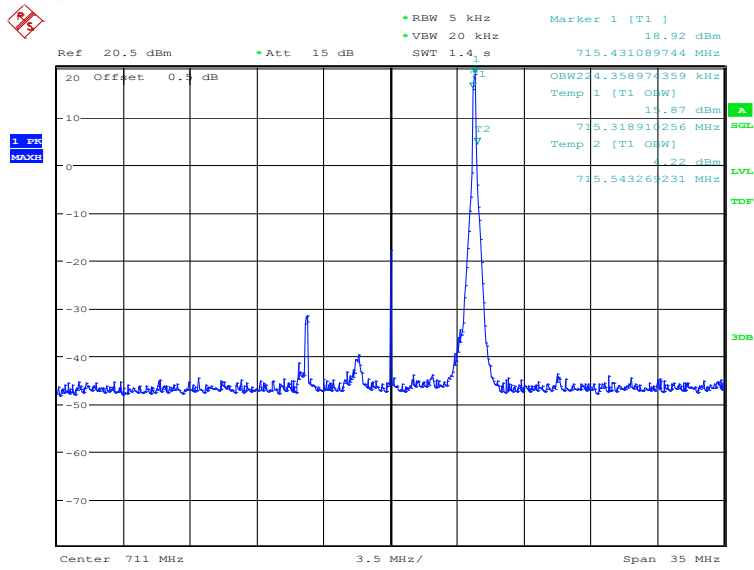
Date: 13.FEB.2020 11:07:25

LOW BAND EDGE BLOCK-1RB-low_offset



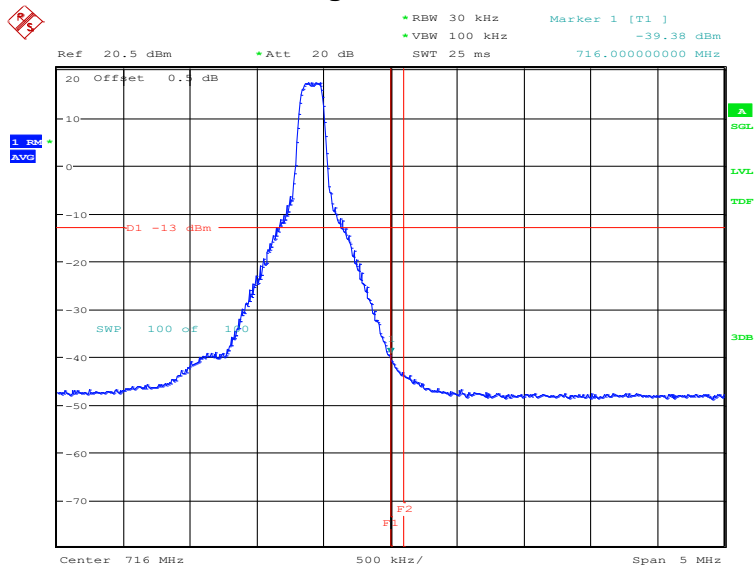
Date: 13.FEB.2020 11:09:03

OBW: 1RB-high_offset



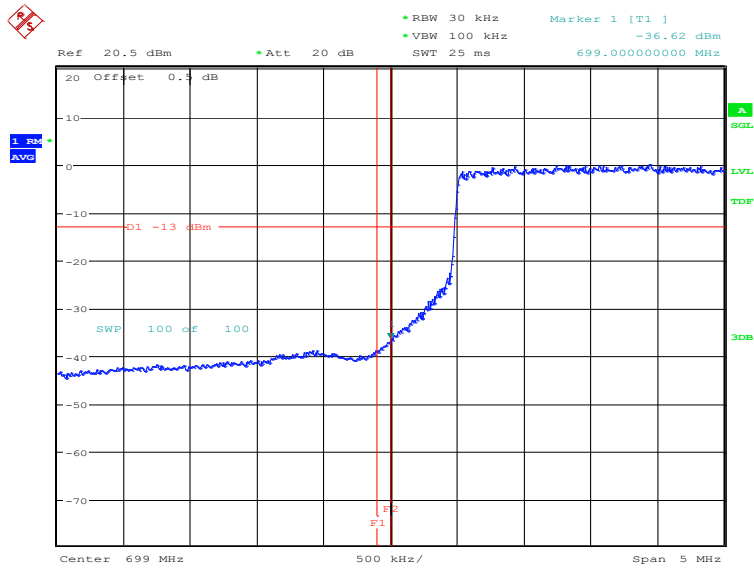
Date: 13.FEB.2020 11:12:17

HIGH BAND EDGE BLOCK-1RB-high_offset



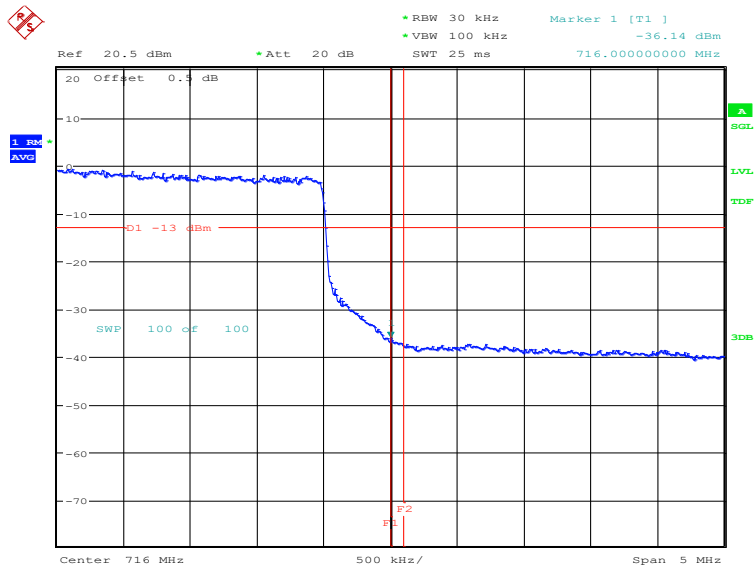
Date: 13.FEB.2020 11:13:56

LOW BAND EDGE BLOCK-10MHz-100%RB



Date: 13.FEB.2020 11:10:58

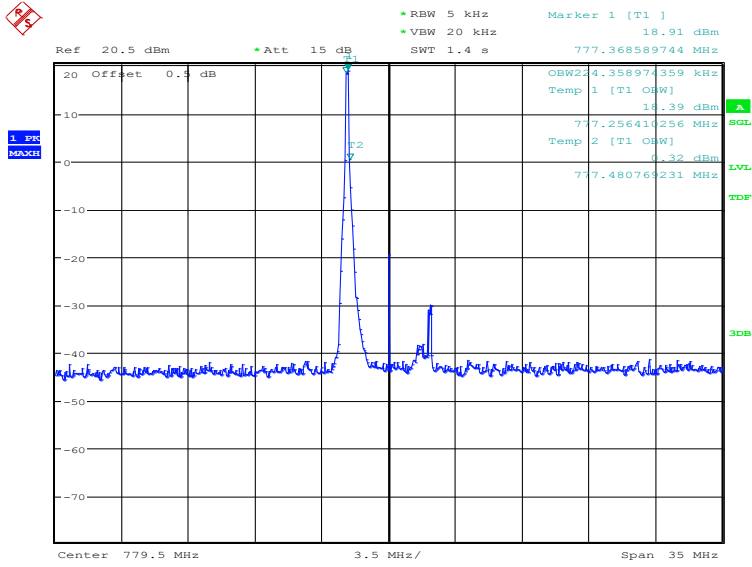
HIGH BAND EDGE BLOCK-10MHz-100%RB



Date: 13.FEB.2020 11:15:48

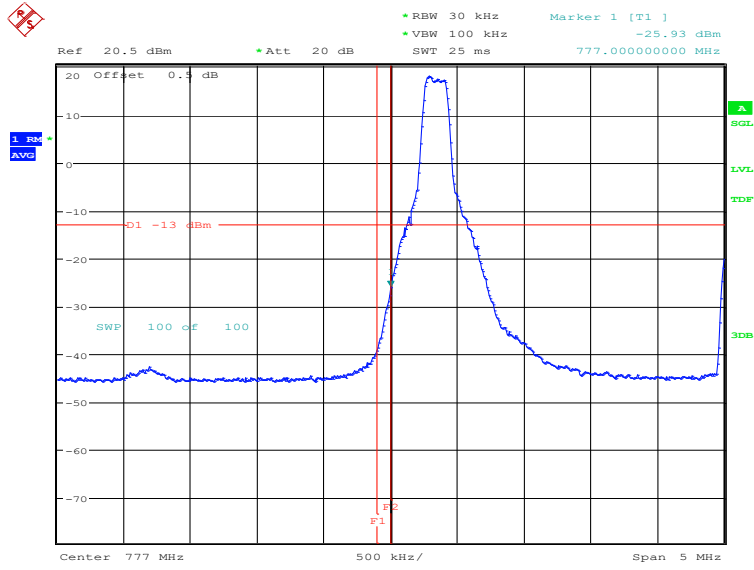


LTE band 13
OBW: 1RB-low_offset

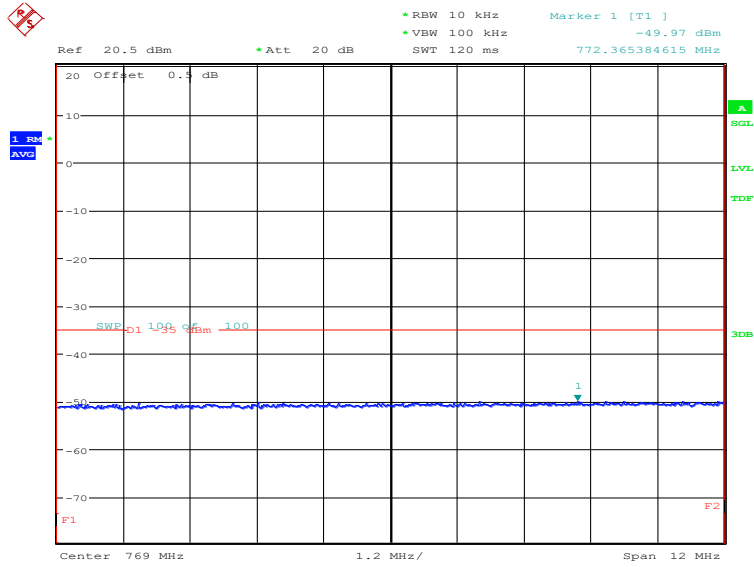


Date: 13.FEB.2020 11:18:59

LOW BAND EDGE BLOCK-1RB-low_offset



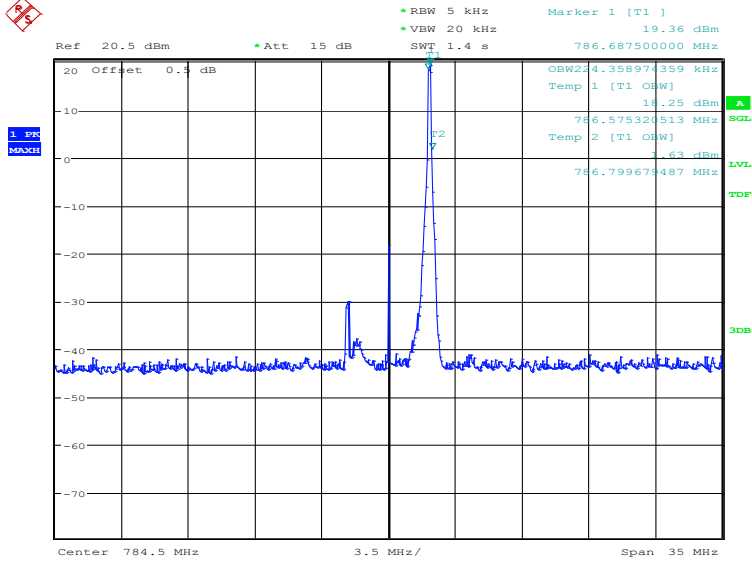
Date: 13.FEB.2020 11:20:38



Date: 13.FEB.2020 11:22:16

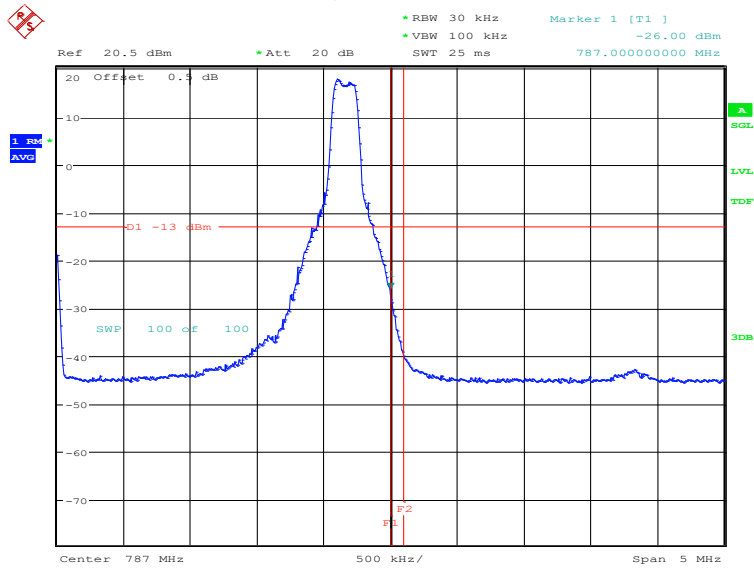


OBW: 1RB-high_offset

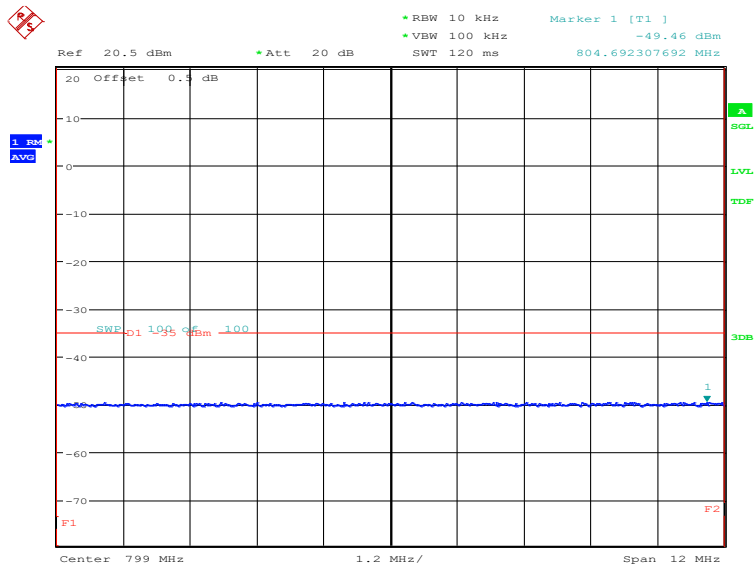


Date: 13.FEB.2020 11:28:47

HIGH BAND EDGE BLOCK-1RB-high_offset

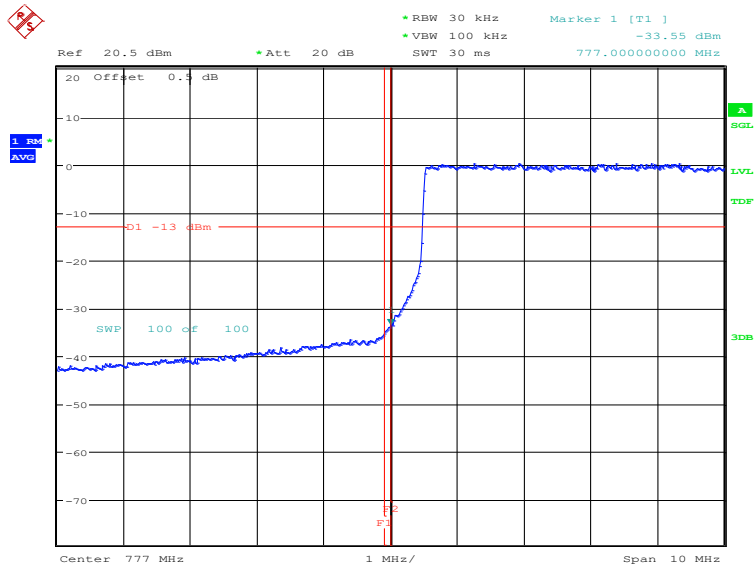


Date: 13.FEB.2020 11:30:26

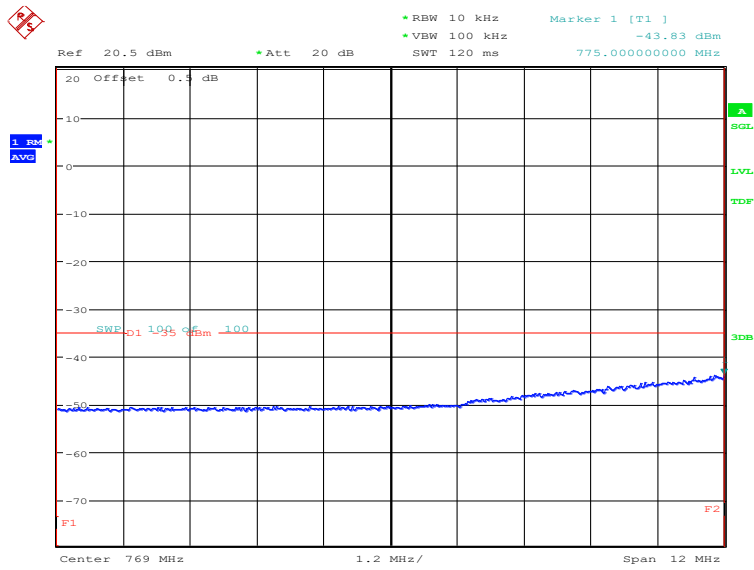


Date: 13.FEB.2020 11:32:04

LOW BAND EDGE BLOCK-10MHz-100%RB

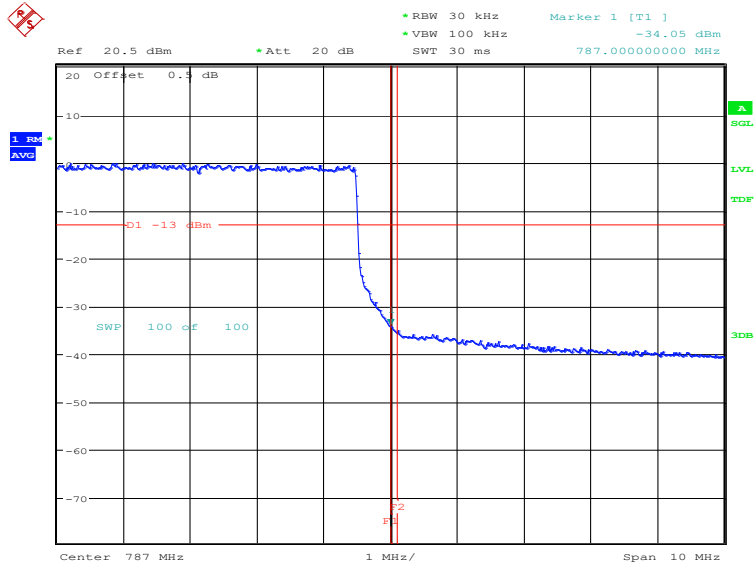


Date: 13.FEB.2020 11:24:10

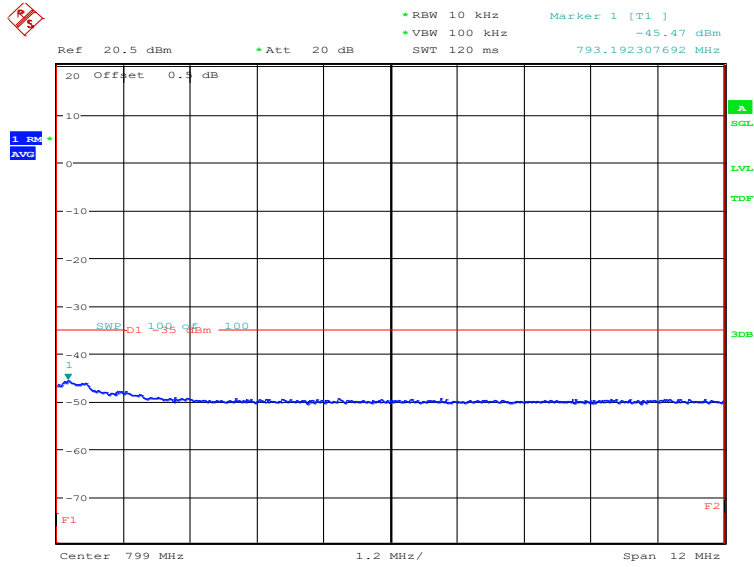


Date: 13.FEB.2020 11:25:48

HIGH BAND EDGE BLOCK-10MHz-100%RB

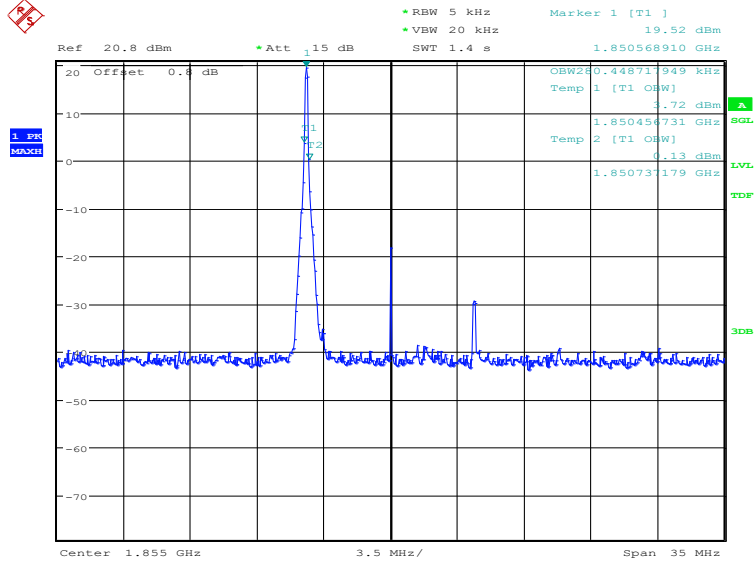


Date: 13.FEB.2020 11:33:58



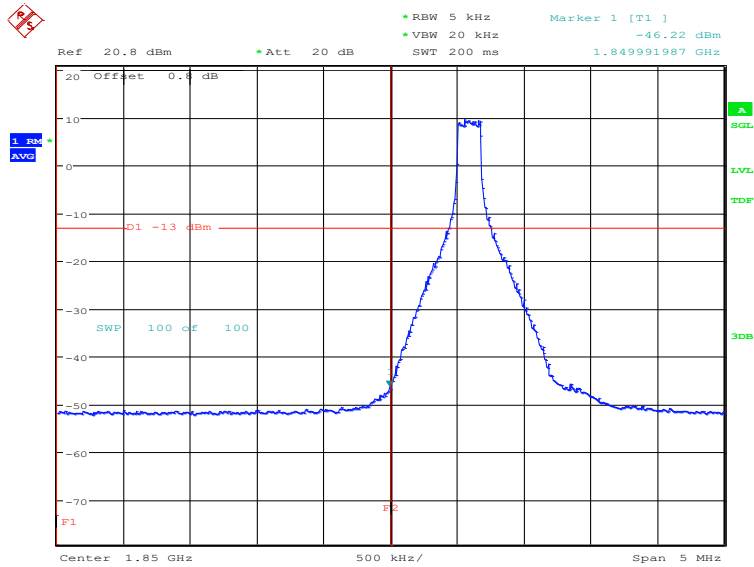
Date: 13.FEB.2020 11:35:36

LTE band 25
OBW: 1RB-low_offset



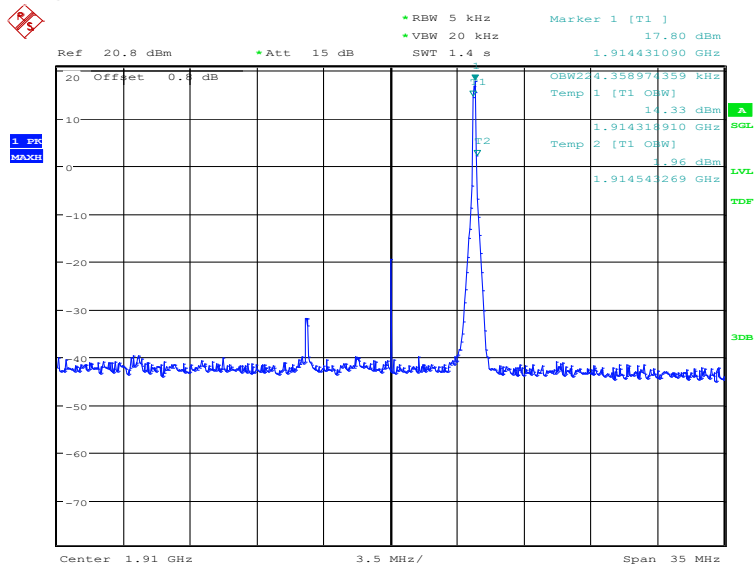
Date: 13.FEB.2020 08:58:51

LOW BAND EDGE BLOCK-1RB-low_offset



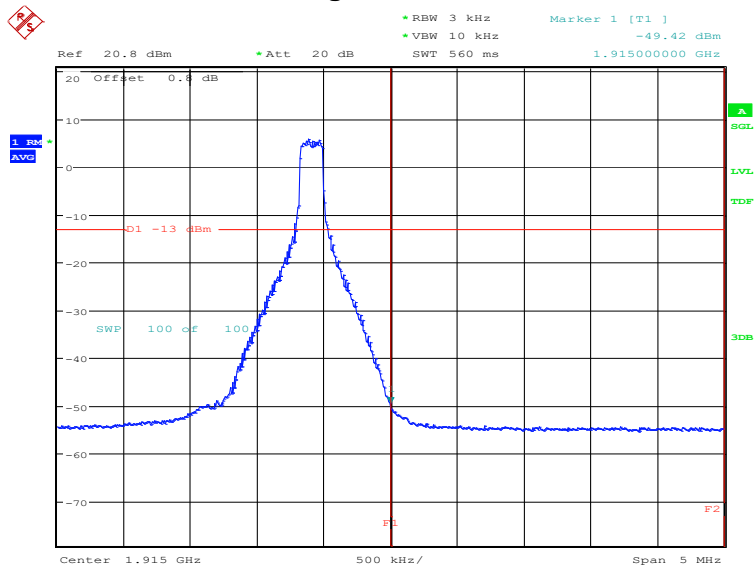
Date: 13.FEB.2020 09:00:29

OBW: 1RB-high_offset



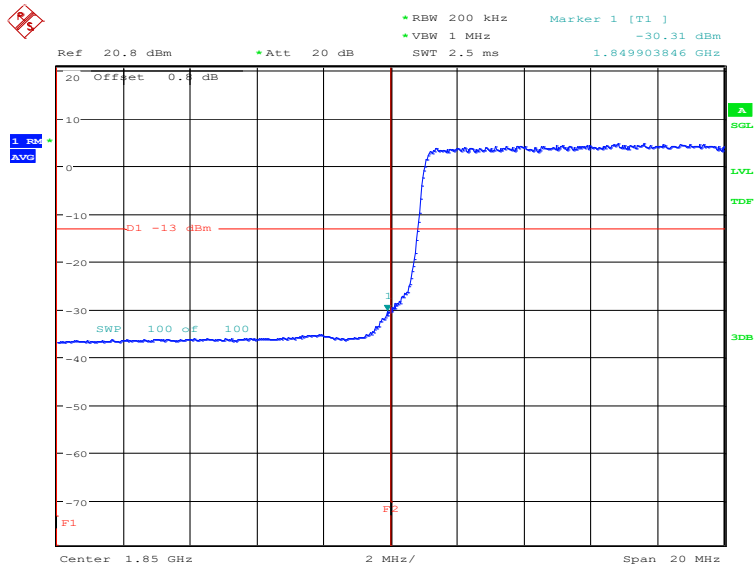
Date: 13.FEB.2020 09:01:49

HIGH BAND EDGE BLOCK-1RB-high_offset



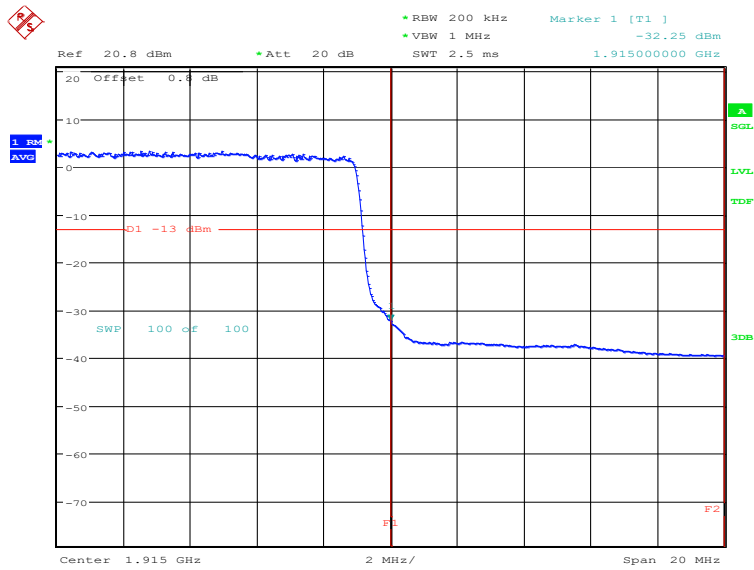
Date: 13.FEB.2020 09:03:28

LOW BAND EDGE BLOCK-20MHz-100%RB



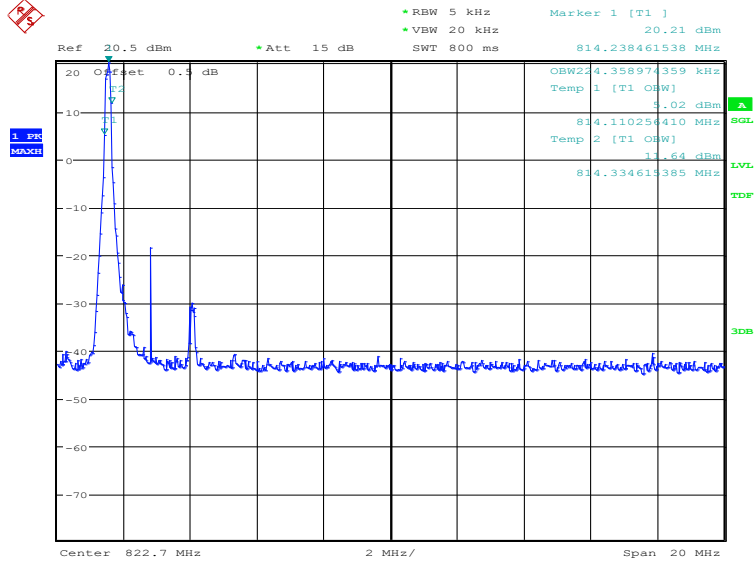
Date: 12.FEB.2020 17:07:48

HIGH BAND EDGE BLOCK-20MHz-100%RB



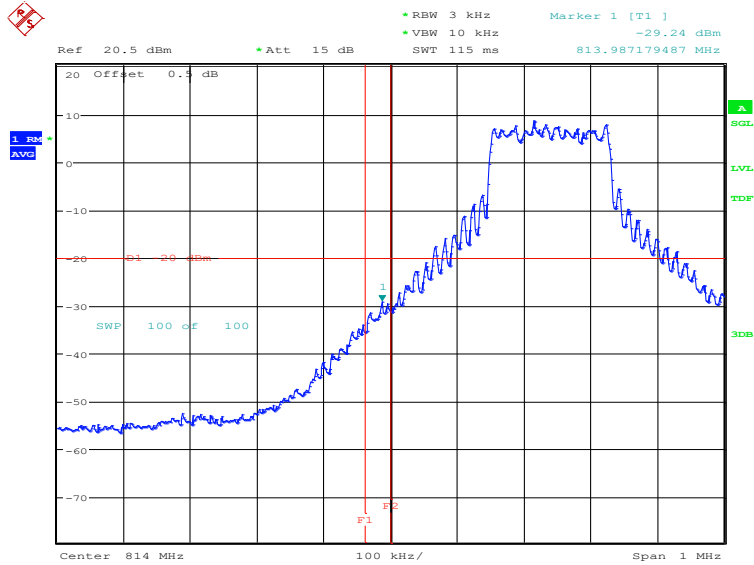
Date: 12.FEB.2020 17:09:41

LTE band 26(814MHz~824MHz)
OBW: 1RB-low_offset



Date: 13.FEB.2020 09:30:08

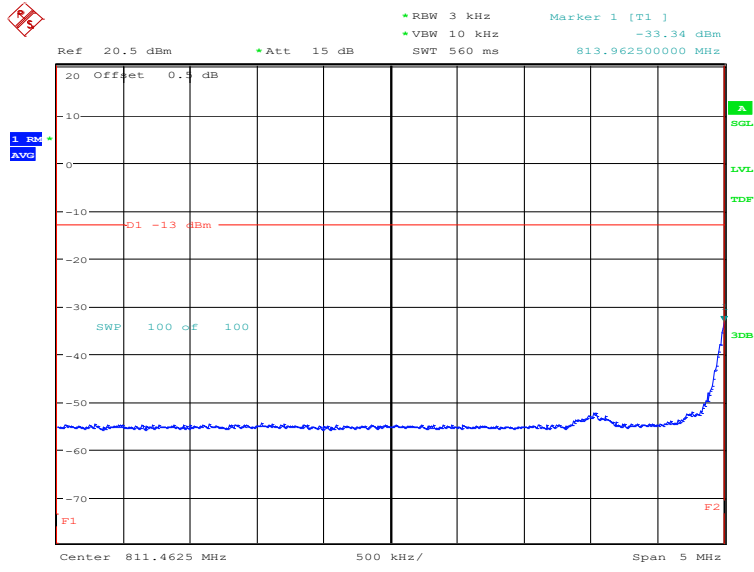
LOW BAND EDGE BLOCK-1RB-low_offset



Date: 13.FEB.2020 09:32:04

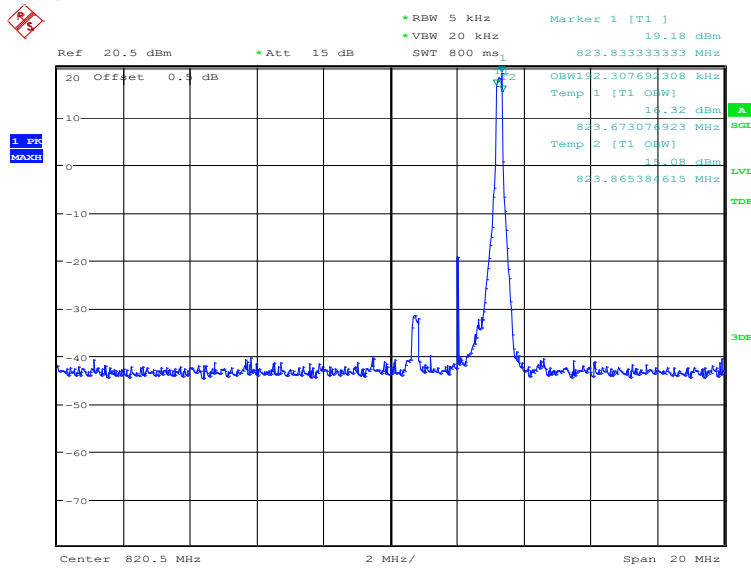


LOW Emission Mask -1RB-low_offset



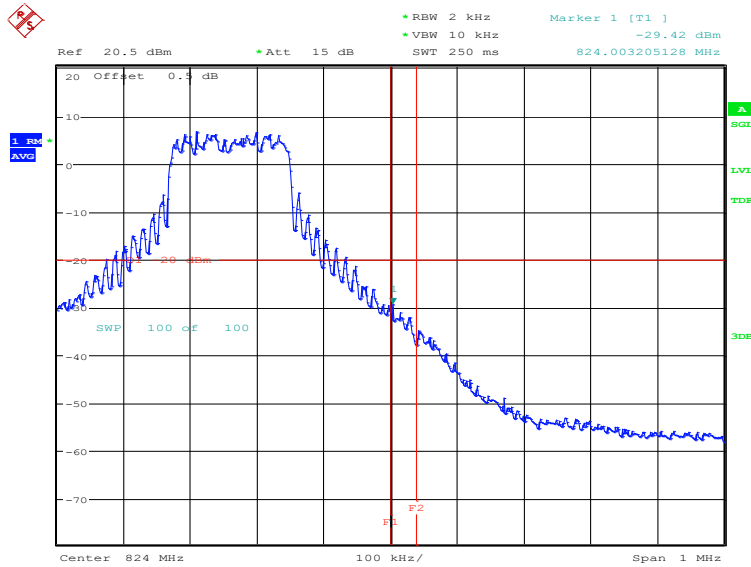
Date: 13.FEB.2020 09:34:46

OBW: 1RB-high_offset



Date: 13.FEB.2020 09:36:06

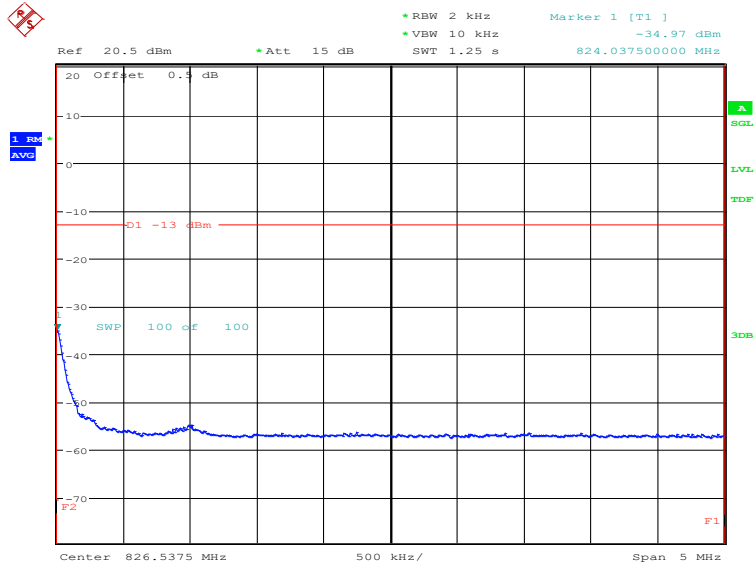
HIGH BAND EDGE BLOCK-1RB-high_offset



Date: 13.FEB.2020 09:38:15

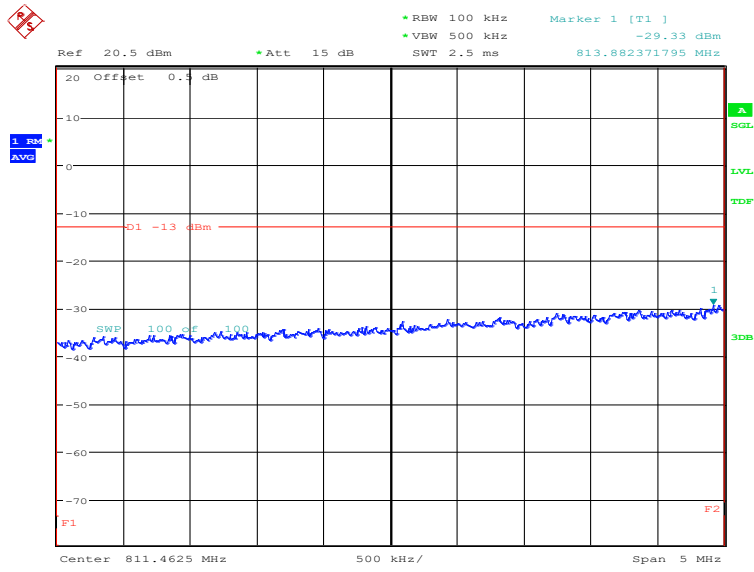


HIGH Emission Mask -1RB-high_offset



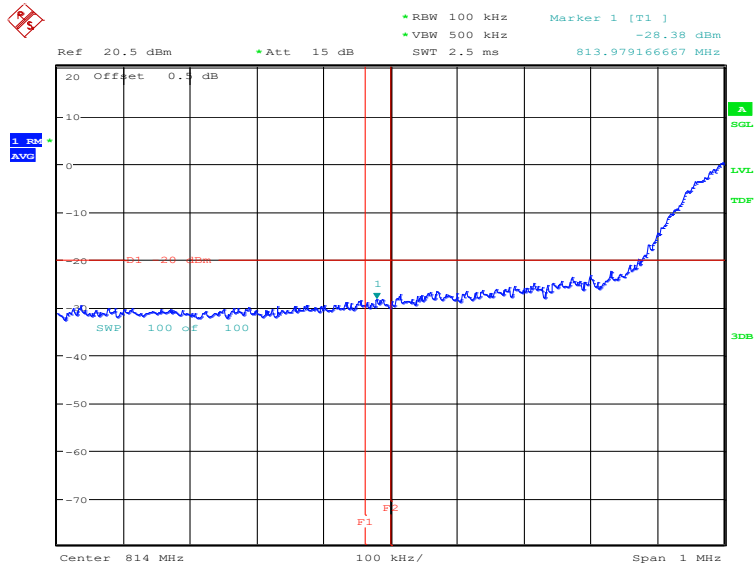
Date: 13.FEB.2020 09:42:05

LOW Emission Mask -10MHz-100%RB



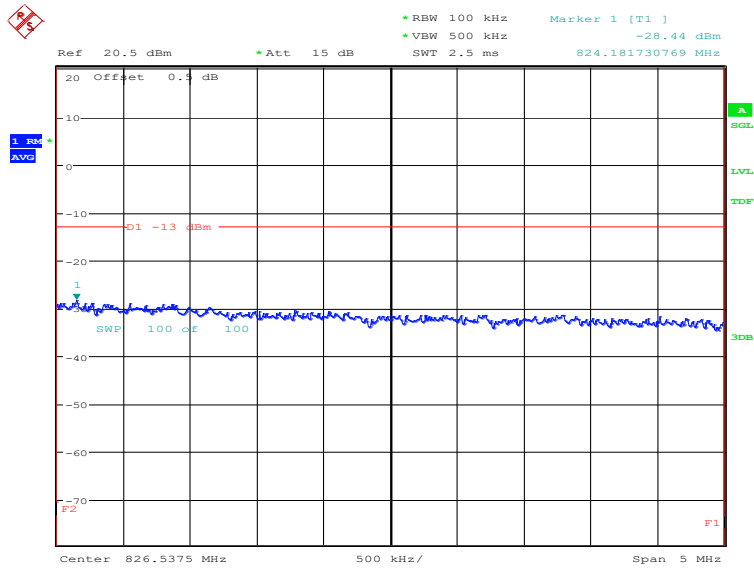
Date: 13.FEB.2020 08:37:51

LOW BAND EDGE BLOCK-10MHz-100%RB



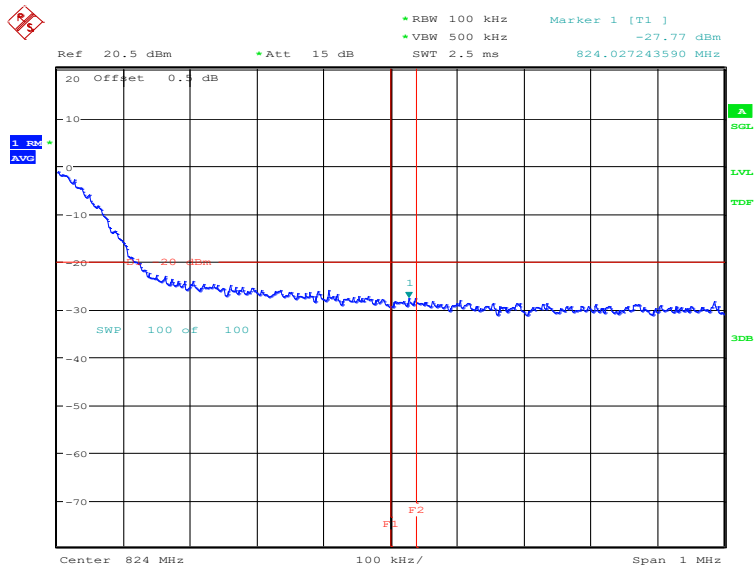
Date: 13.FEB.2020 08:36:05

HIGH Emission Mask -10MHz-100%RB



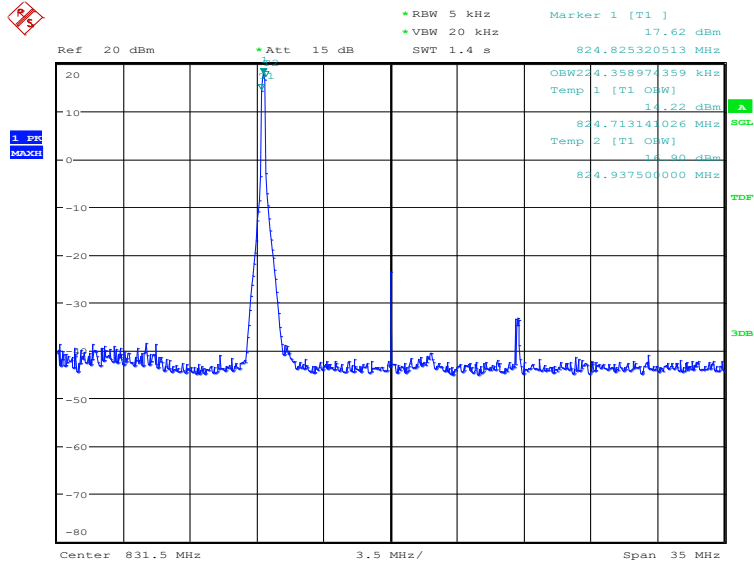
Date: 13.FEB.2020 08:41:37

HIGH BAND EDGE BLOCK-10MHz-100%RB



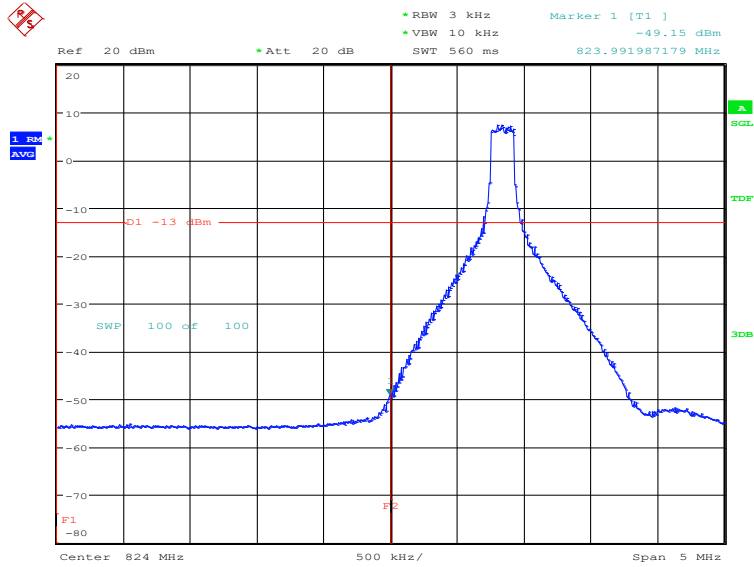
Date: 13.FEB.2020 08:39:51

LTE band 26(824MHz~849MHz)
OBW: 1RB-low_offset



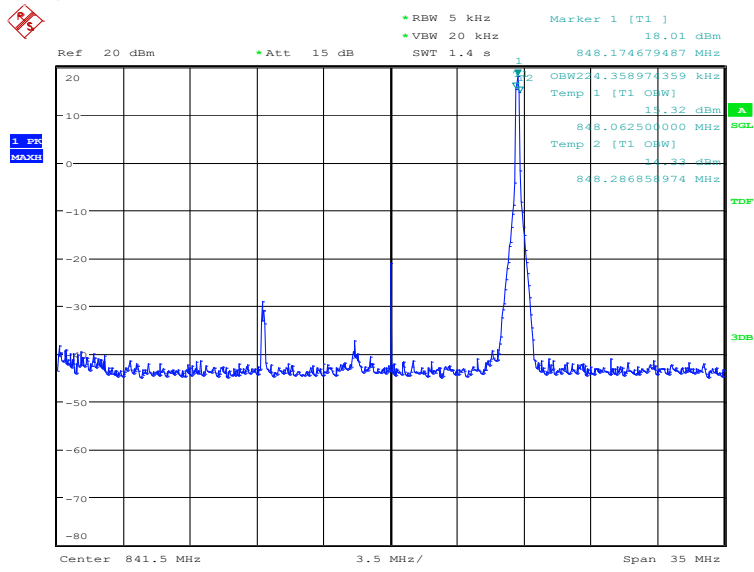
Date: 13.FEB.2020 09:04:50

LOW BAND EDGE BLOCK-1RB-low_offset



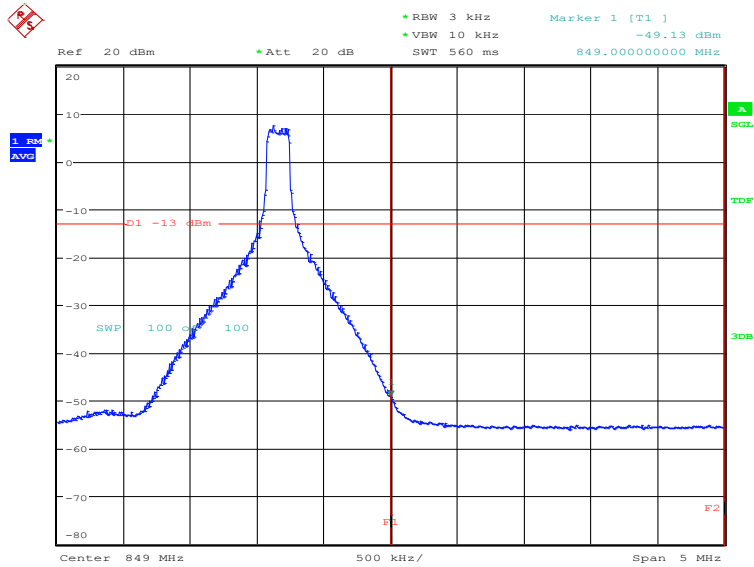
Date: 13.FEB.2020 09:06:29

OBW: 1RB-high_offset



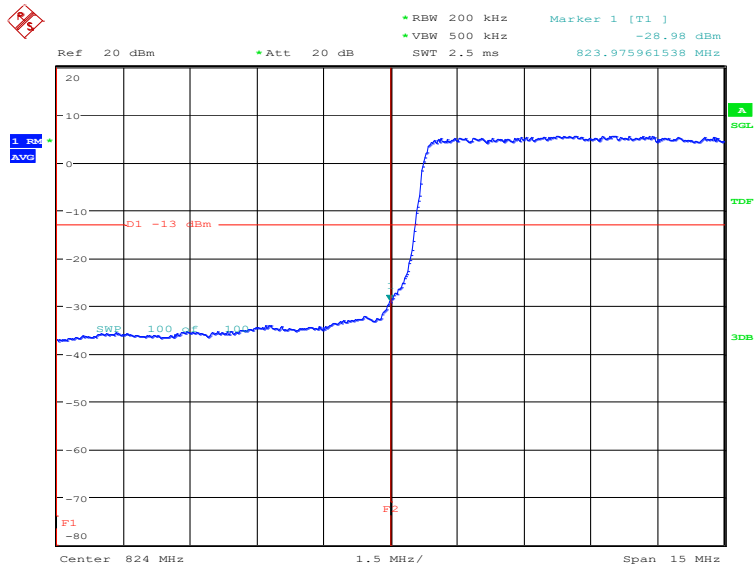
Date: 13.FEB.2020 09:07:49

HIGH BAND EDGE BLOCK-1RB-high_offset



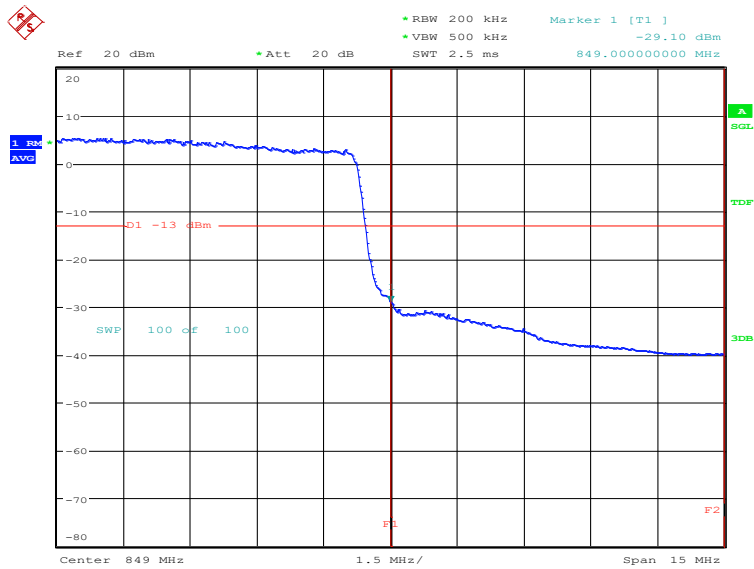
Date: 13.FEB.2020 09:09:27

LOW BAND EDGE BLOCK-15MHz-100%RB



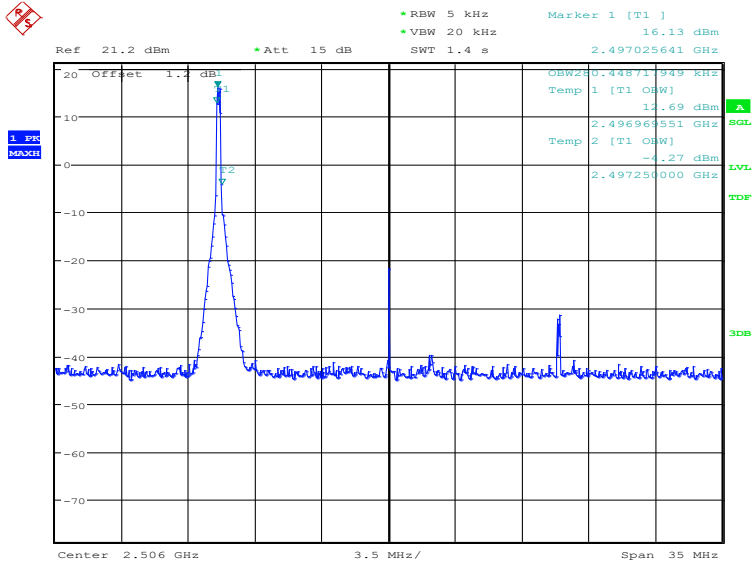
Date: 12.FEB.2020 17:15:59

HIGH BAND EDGE BLOCK-15MHz-100%RB



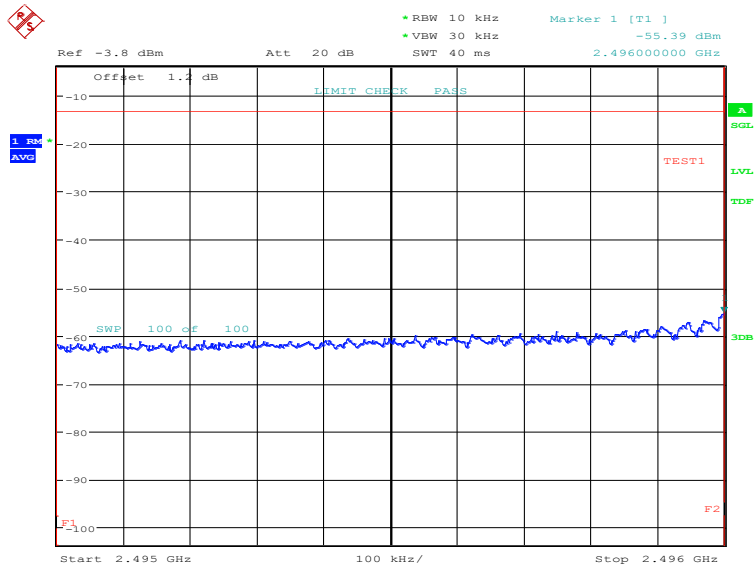
Date: 12.FEB.2020 17:17:52

LTE band 41
OBW: 1RB-low_offset

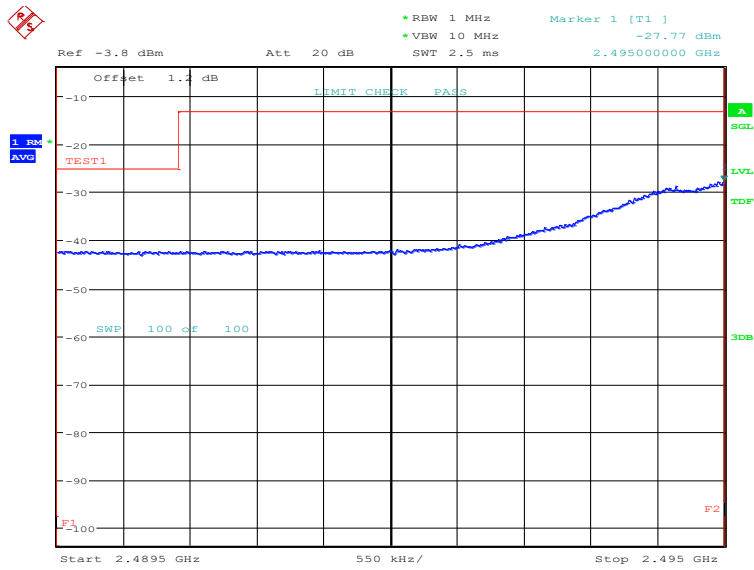


Date: 13.FEB.2020 10:26:02

LOW BAND EDGE BLOCK-1RB-low_offset



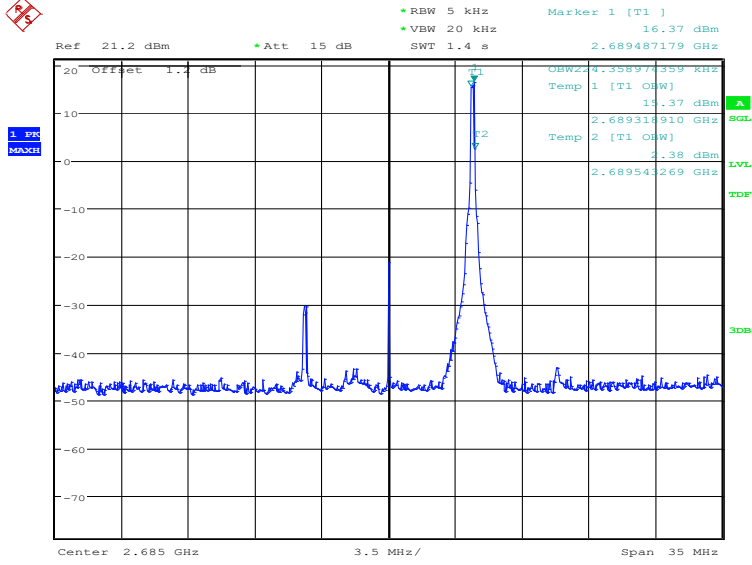
Date: 13.FEB.2020 10:27:47



Date: 13.FEB.2020 10:29:27

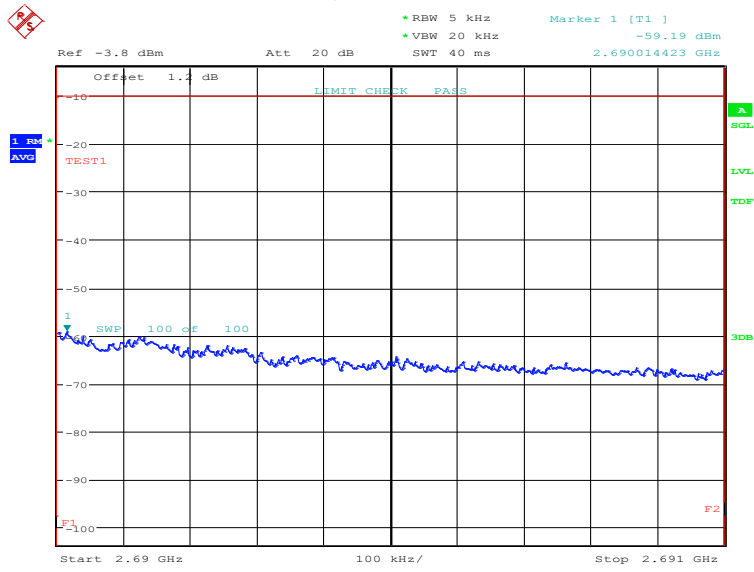


OBW: 1RB-high_offset

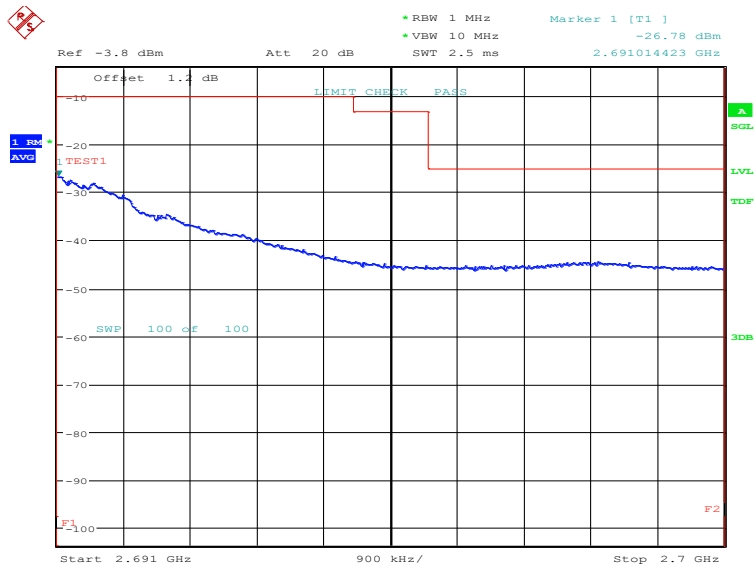


Date: 13.FEB.2020 10:39:32

HIGH BAND EDGE BLOCK-1RB-high_offset

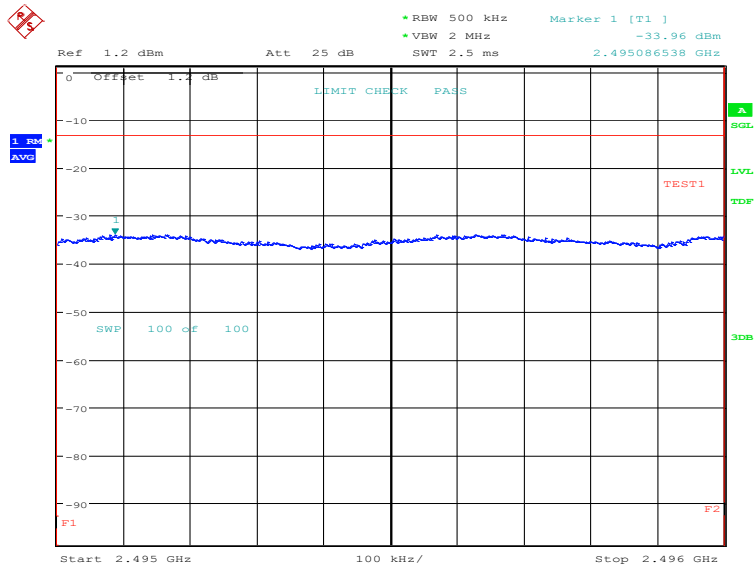


Date: 13.FEB.2020 10:41:17

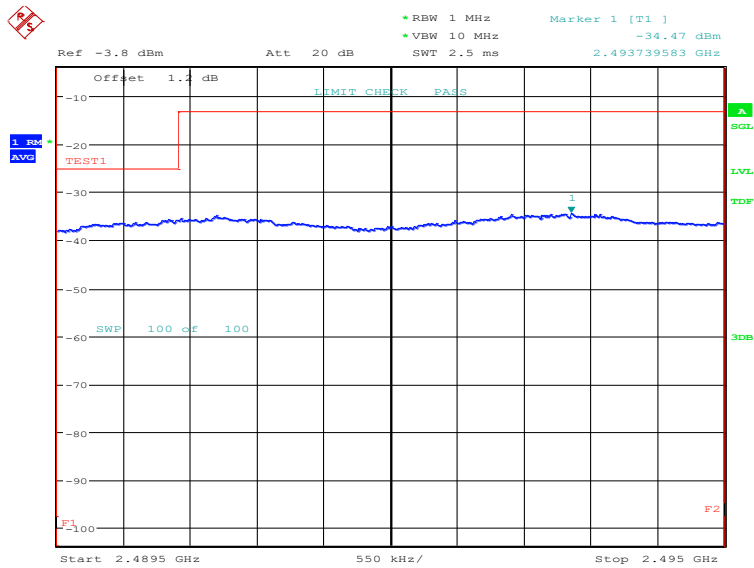


Date: 13.FEB.2020 10:42:58

LOW BAND EDGE BLOCK-20MHz-100%RB

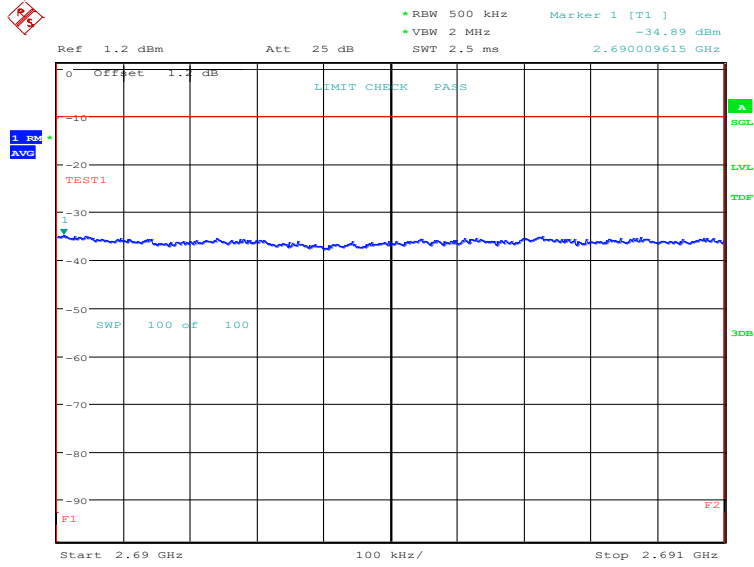


Date: 13.FEB.2020 10:33:15

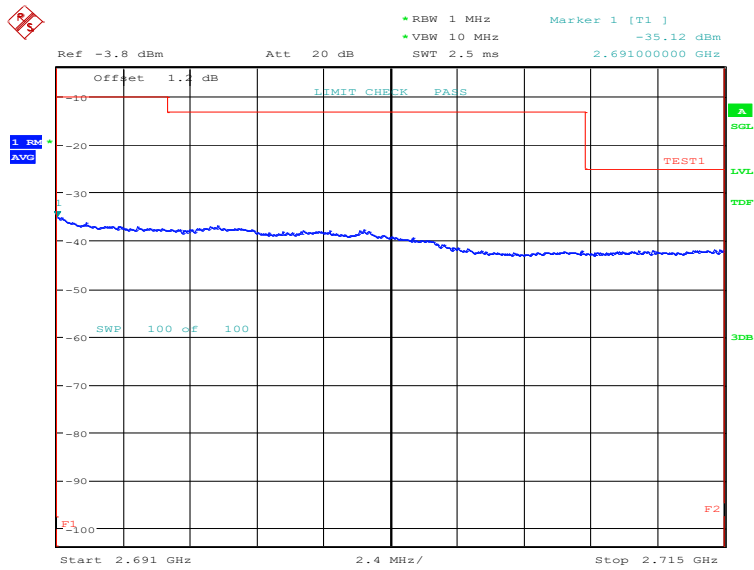


Date: 13.FEB.2020 10:34:55

HIGH BAND EDGE BLOCK-20MHz-100%RB

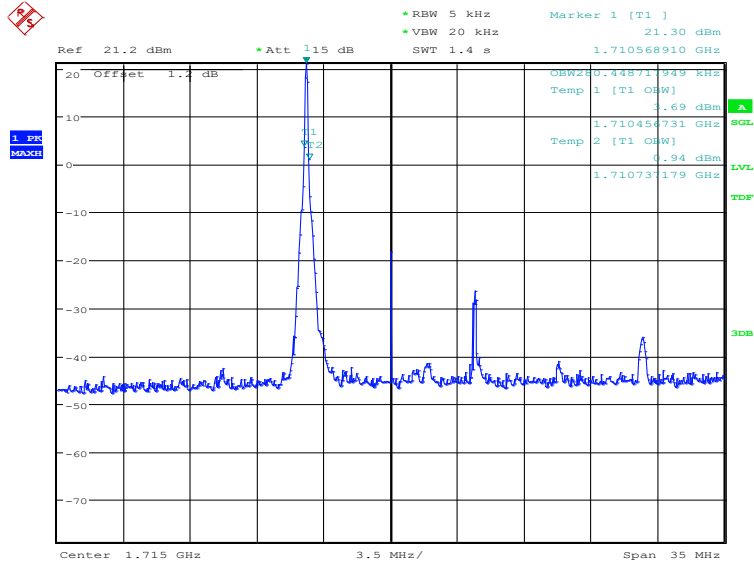


Date: 13.FEB.2020 10:46:37



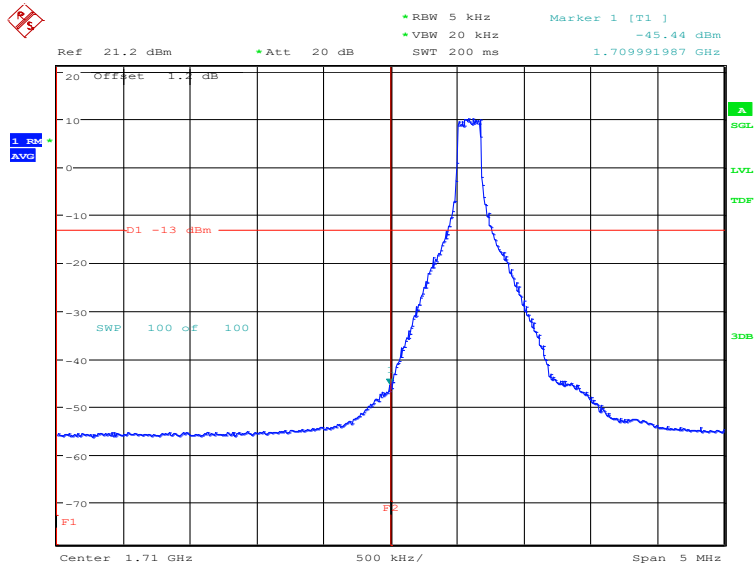
Date: 13.FEB.2020 10:48:17

LTE band 66
OBW: 1RB-low_offset



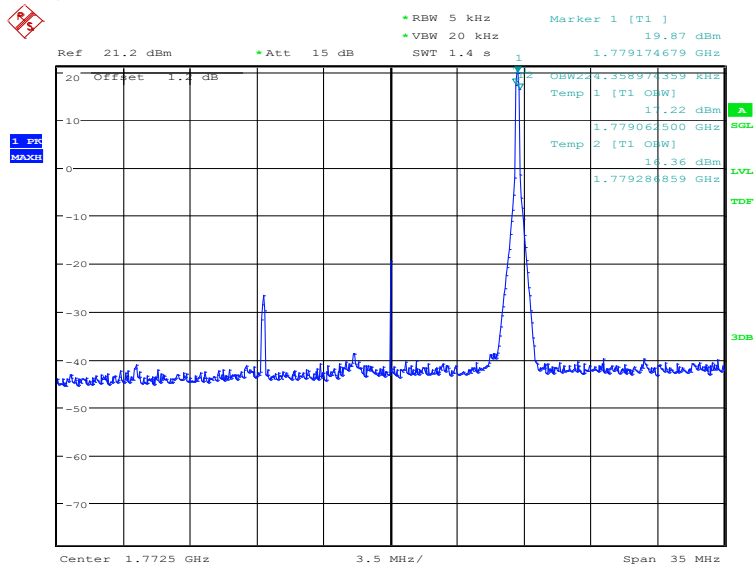
Date: 13.FEB.2020 09:12:11

LOW BAND EDGE BLOCK-1RB-low_offset



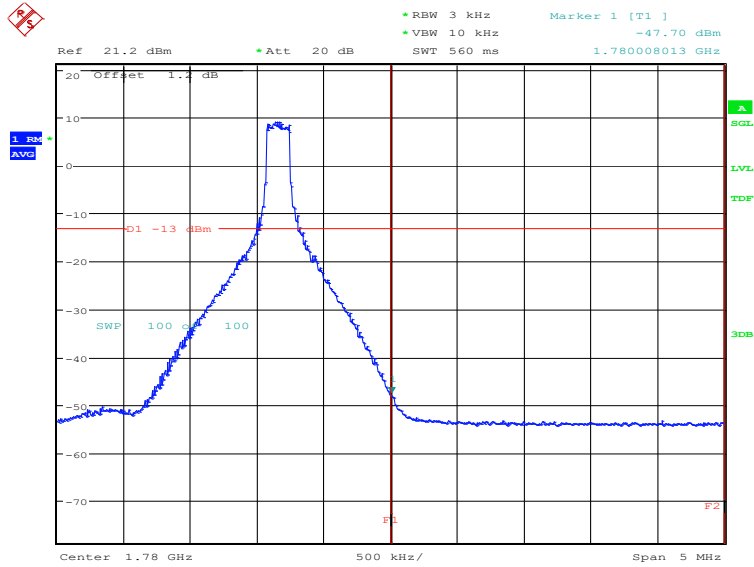
Date: 13.FEB.2020 09:13:50

OBW: 1RB-high_offset



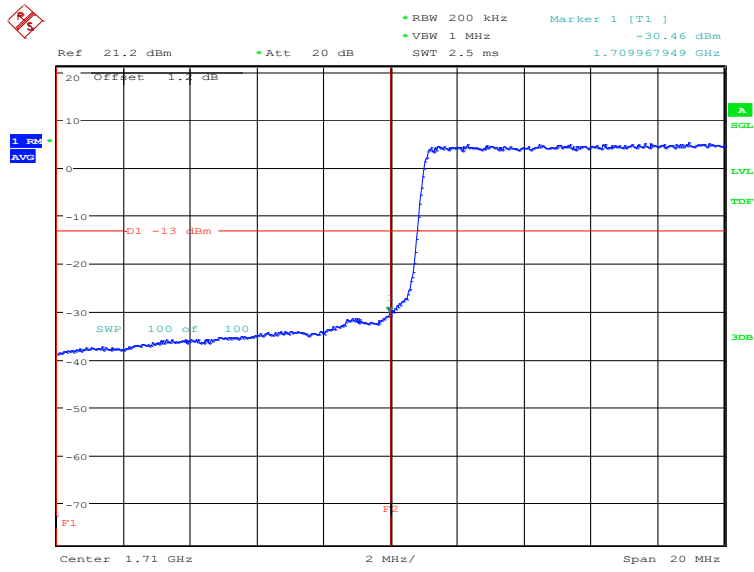
Date: 13.FEB.2020 09:15:11

HIGH BAND EDGE BLOCK-1RB-high_offset



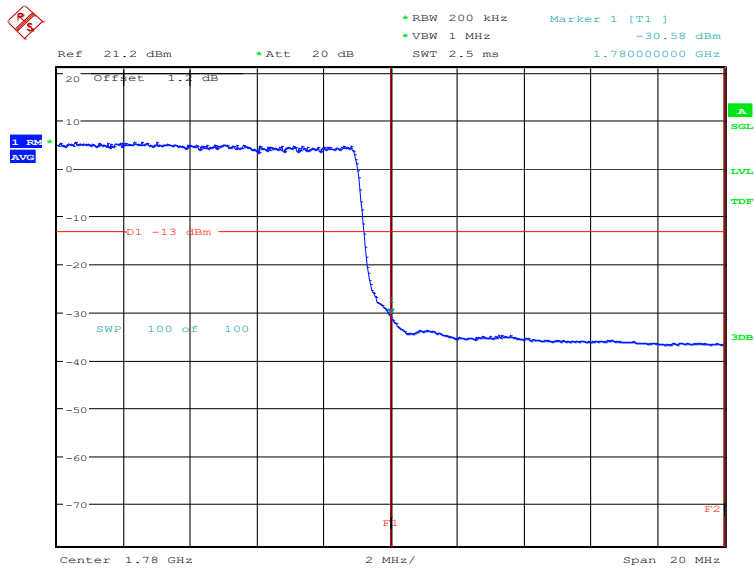
Date: 13.FEB.2020 09:16:50

LOW BAND EDGE BLOCK-20MHz-100%RB



Date: 12.FEB.2020 17:19:47

HIGH BAND EDGE BLOCK-20MHz-100%RB



Date: 12.FEB.2020 17:21:40

A.7 CONDUCTED SPURIOUS EMISSION

A.7.1 Measurement Method

The following steps outline the procedure used to measure the conducted emissions from the EUT.

1. In measuring unwanted emissions, the spectrum shall be investigated from 30 MHz or the lowest radio frequency signal generated in the equipment, whichever is lower, without going below 9 kHz, up to at least the frequency given below:
 - (a) If the equipment operates below 10 GHz: to the tenth harmonic of the highest fundamental frequency or to 40 GHz, whichever is lower.
 - (b) If the equipment operates at or above 10 GHz: to the fifth harmonic of the highest fundamental frequency or to 100 GHz, whichever is lower.
2. Determine EUT transmit frequencies: below outlines the band edge frequencies pertinent to conducted emissions testing.
3. The number of sweep points of spectrum analyzer is set to 30001 which is greater than span/RBW.

A. 7.2 Measurement Limit

Part 22.917, Part 24.238 and Part 27.53(h) specify that the power of any emission outside of the authorized operating frequency ranges must be attenuated below the transmitting power (P) by a factor of at least $43 + 10 \log(P)$ dB.

The specification that emissions shall be attenuated below the transmitter power (P) by at least $43 + 10 \log(P)$ dB, translates in the relevant power range (1 to 0.001 W) to -13 dBm. At 1 W the specified minimum attenuation becomes 43 dB and relative to a 30 dBm (1 W) carrier becomes a limit of -13 dBm. At 0.001 W (0 dBm) the minimum attenuation is 13 dB, which again yields a limit of -13 dBm. In this way a translation of the specification from relative to absolute terms is carried out.

Part 27.53(m)(4) specifies for mobile digital stations, the attenuation factor shall be not less than $40 + 10 \log(P)$ dB on all frequencies between the channel edge and 5 megahertz from the channel edge, $43 + 10 \log(P)$ dB on all frequencies between 5 megahertz and X megahertz from the channel edge, and $55 + 10 \log(P)$ dB on all frequencies more than X megahertz from the channel edge, where X is the greater of 6 megahertz or the actual emission bandwidth as defined in paragraph (m)(6) of this section. In addition, the attenuation factor shall not be less than $43 + 10 \log(P)$ dB on all frequencies between 2490.5 MHz and 2496 MHz and $55 + 10 \log(P)$ dB at or below 2490.5 MHz. Mobile Satellite Service licensees operating on frequencies below 2495 MHz may also submit a documented interference complaint against BRS licensees operating on channel BRS Channel 1 on the same terms and conditions as adjacent channel BRS or EBS licensees.

Part 27.53(c) states for operations in the 746-758 MHz band and the 776-788 MHz band, the power of any emission outside the licensee's frequency band(s) of operation shall be attenuated below the transmitter power (P) within the licensed band(s) of operation, measured in watts, in accordance with the following:(1) On any frequency outside the 746-758 MHz band, the power of any emission shall be attenuated outside the band below the transmitter power (P) by at least $43 +$



I19Z62229-WMD03

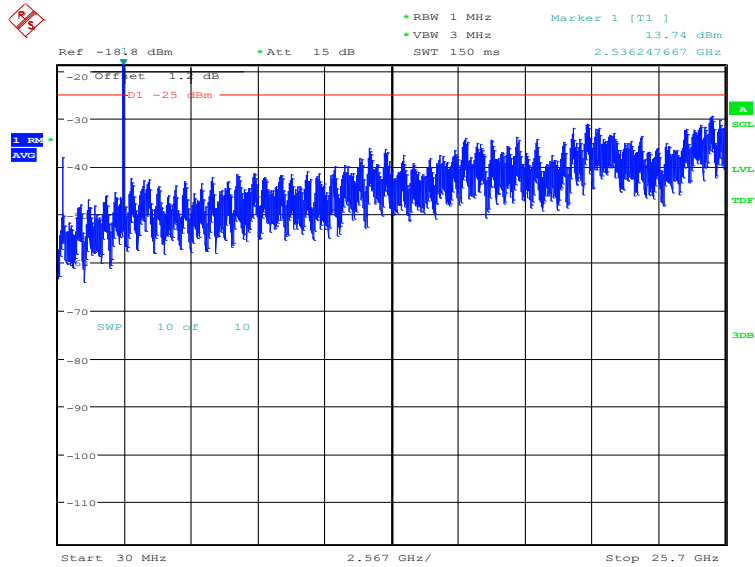
10 log (P) dB;(2) On any frequency outside the 776-788 MHz band, the power of any emission shall be attenuated outside the band below the transmitter power (P) by at least $43 + 10 \log (P)$ dB;(4) On all frequencies between 763-775 MHz and 793-805 MHz, by a factor not less than $65 + 10 \log (P)$ dB in a 6.25 kHz band segment, for mobile and portable stations.

Part 90.691 states that out-of-band emission requirement shall apply only to the “outer” channels included in an EA license and to spectrum adjacent to interior channels used by incumbent licensees. The emission limits are as follows:For any frequency removed from the EA licensee’s frequency block by up to and including 37.5 kHz, the power of any emission shall be attenuated below the transmitter power (P) in watts by at least $116 \log_{10}(f/6.1)$ decibels or $50 + 10 \log_{10}(P)$ decibels or 80 decibels, whichever is the lesser attenuation, where f is the frequency removed from the center of the outer channel in the block in kilohertz and where f is greater than 12.5 kHz. For any frequency removed from the EA licensee’s frequency block greater than 37.5 kHz, the power of any emission shall be attenuated below the transmitter power (P) in watts by at least $43 + 10 \log_{10}(P)$ decibels or 80 decibels, whichever is the lesser attenuation, where f is the frequency removed from the center of the outer channel in the block in kilohertz and where f is greater than 37.5 kHz.

A. 7.2 Measurement result

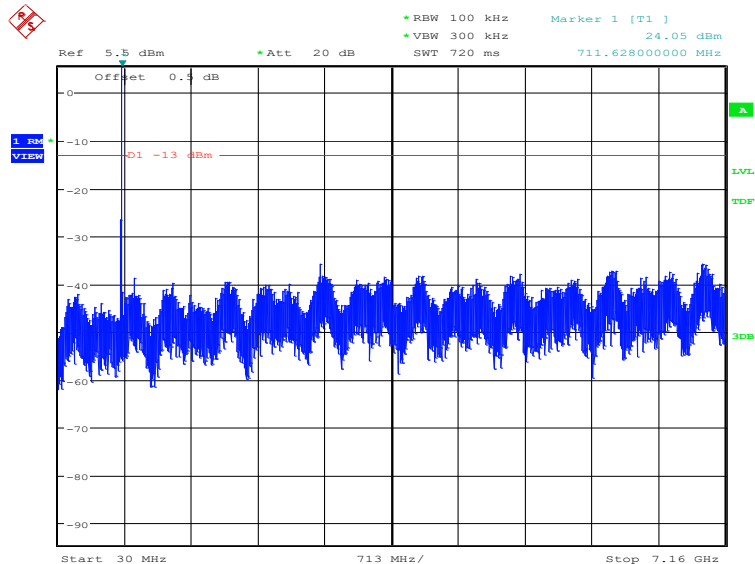
Only the worst case result is given below

LTE band 7: 30MHz – 25.7GHz



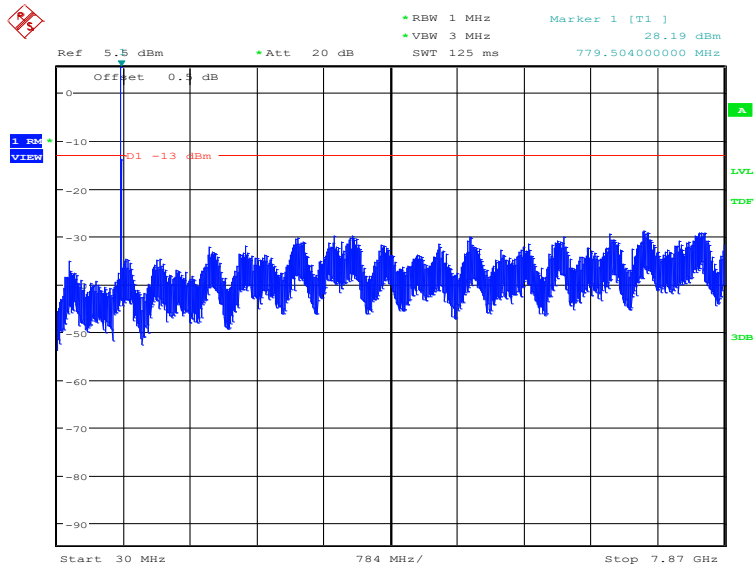
Date: 13.FEB.2020 10:53:00

LTE band 12: 30MHz – 7.16GHz



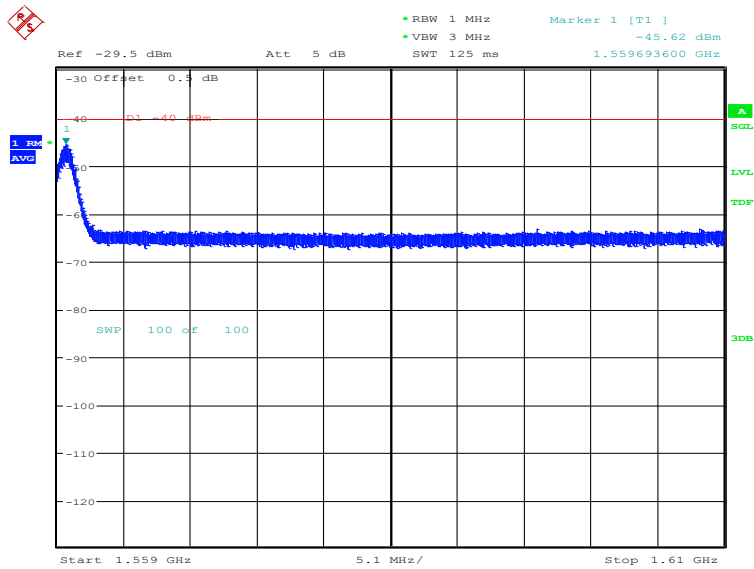
Date: 13.FEB.2020 11:37:39

LTE band 13: 30MHz – 7.87GHz



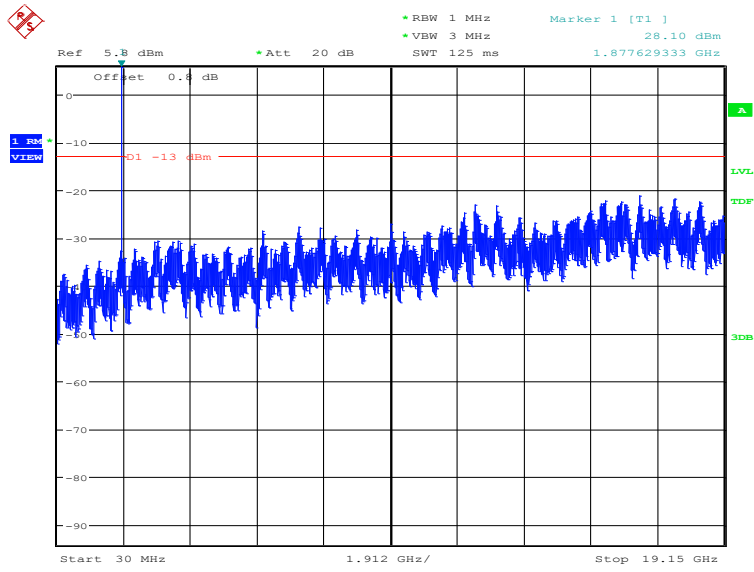
Date: 13.FEB.2020 11:38:07

LTE band 13: 1559MHz – 1610MHz



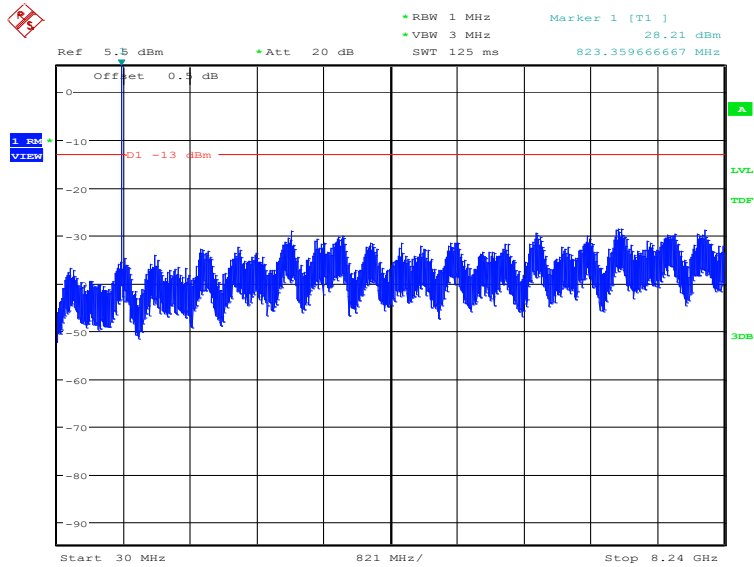
Date: 13.FEB.2020 11:38:41

LTE band 25: 30MHz – 19.15GHz



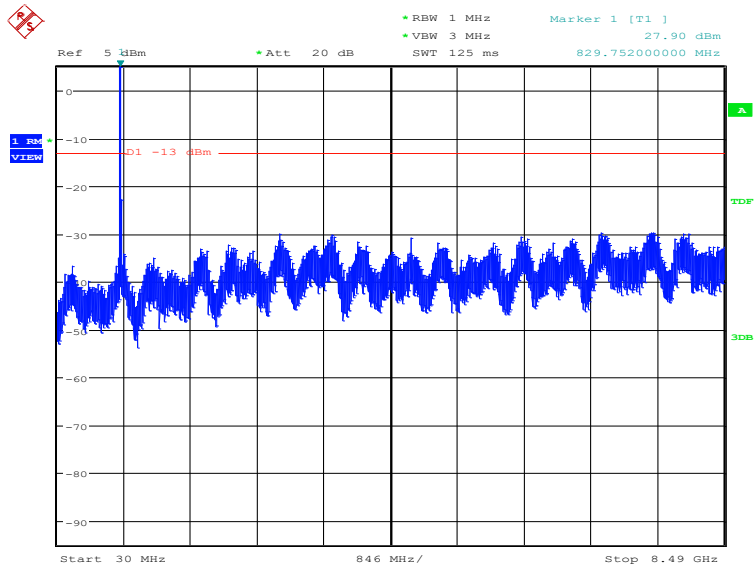
Date: 13.FEB.2020 09:25:14

LTE band 26(814MHz~824MHz): 30MHz – 8.24GHz



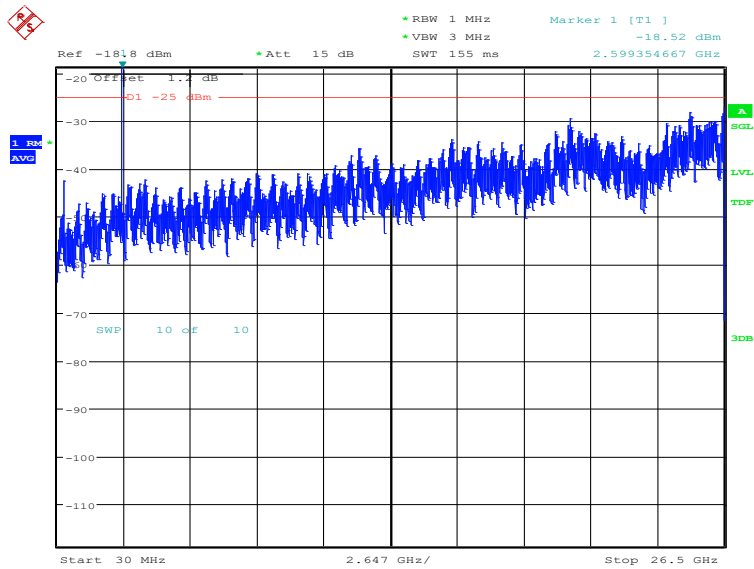
Date: 13.FEB.2020 09:26:11

LTE band 26(824MHz~849MHz): 30MHz – 8.49GHz



Date: 13.FEB.2020 09:25:43

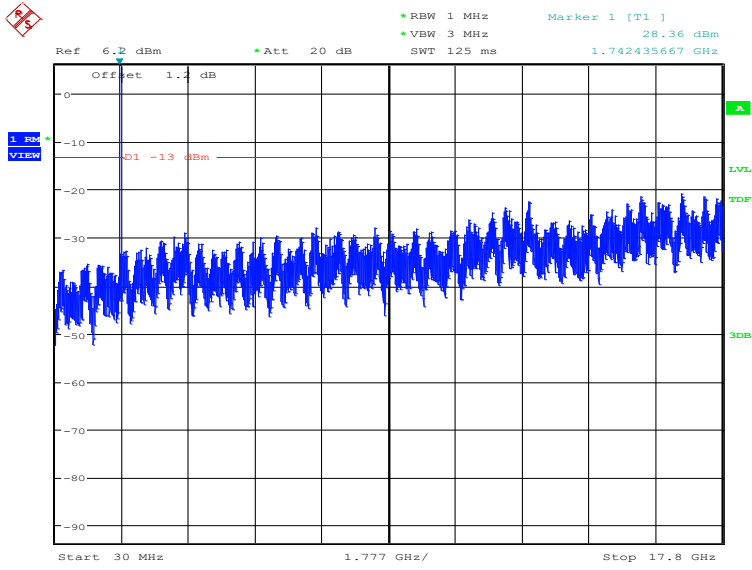
LTE band 41: 30MHz – 26.5GHz



Date: 13.FEB.2020 10:57:06



LTE band 66: 30MHz – 17.8GHz



Date: 13.FEB.2020 09:26:39

A.8 PEAK-TO-AVERAGE POWER RATIO

The peak-to-average power ratio (PAPR) of the transmitter output power must not exceed 13 dB. The PAPR measurements should be made using either an instrument with complementary cumulative distribution function (CCDF) capabilities to determine that PAPR will not exceed 13 dB for more than 0.1 percent of the time or other Commission approved procedure. The measurement must be performed using a signal corresponding to the highest PAPR expected during periods of continuous transmission.

- a) Refer to instrument's analyzer instruction manual for details on how to use the power statistics/CCDF function;
- b) Set resolution/measurement bandwidth \geq signal's occupied bandwidth;
- c) Set the number of counts to a value that stabilizes the measured CCDF curve;
- d) Set the measurement interval to 1ms;
- e) Record the maximum PAPR level associated with a probability of 0.1%.

A.8.1 Measurement limit

not exceed 13 dB

A.8.2 Measurement results

LTE band 7, 20MHz

Frequency (MHz)	PAPR (dB)		
2535.0	QPSK	16QAM	64QAM
	6.79	7.50	7.76

LTE band 12, 10MHz

Frequency (MHz)	PAPR (dB)		
707.5	QPSK	16QAM	64QAM
	5.74	6.67	7.05

LTE band 13, 10MHz

Frequency (MHz)	PAPR (dB)		
782.0	QPSK	16QAM	64QAM
	5.22	6.31	6.83

LTE band 25, 20MHz

Frequency (MHz)	PAPR (dB)		
1882.5	QPSK	16QAM	64QAM
	6.70	7.34	7.60



LTE band 41, 20MHz

Frequency (MHz)	PAPR (dB)		
2593.0	QPSK	16QAM	64QAM
	8.11	8.97	9.07

LTE band 66, 20MHz

Frequency (MHz)	PAPR (dB)		
1745.0	QPSK	16QAM	64QAM
	6.60	7.21	7.60

ANNEX B: Accreditation Certificate

<p>United States Department of Commerce National Institute of Standards and Technology</p> 	
<hr/> <p>Certificate of Accreditation to ISO/IEC 17025:2005</p> <hr/>	
<p>NVLAP LAB CODE: 600118-0</p>	
<p>Telecommunication Technology Labs, CAICT Beijing China</p>	
<p><i>is accredited by the National Voluntary Laboratory Accreditation Program for specific services, listed on the Scope of Accreditation, for:</i></p>	
<p>Electromagnetic Compatibility & Telecommunications</p>	
<p><i>This laboratory is accredited in accordance with the recognized International Standard ISO/IEC 17025:2005. This accreditation demonstrates technical competence for a defined scope and the operation of a laboratory quality management system (refer to joint ISO-ILAC-IAF Communiqué dated January 2009).</i></p>	
<hr/> <p>2019-09-26 through 2020-09-30 <i>Effective Dates</i></p>	 <hr/> <p><i>David S. Laman</i> For the National Voluntary Laboratory Accreditation Program</p>

END OF REPORT