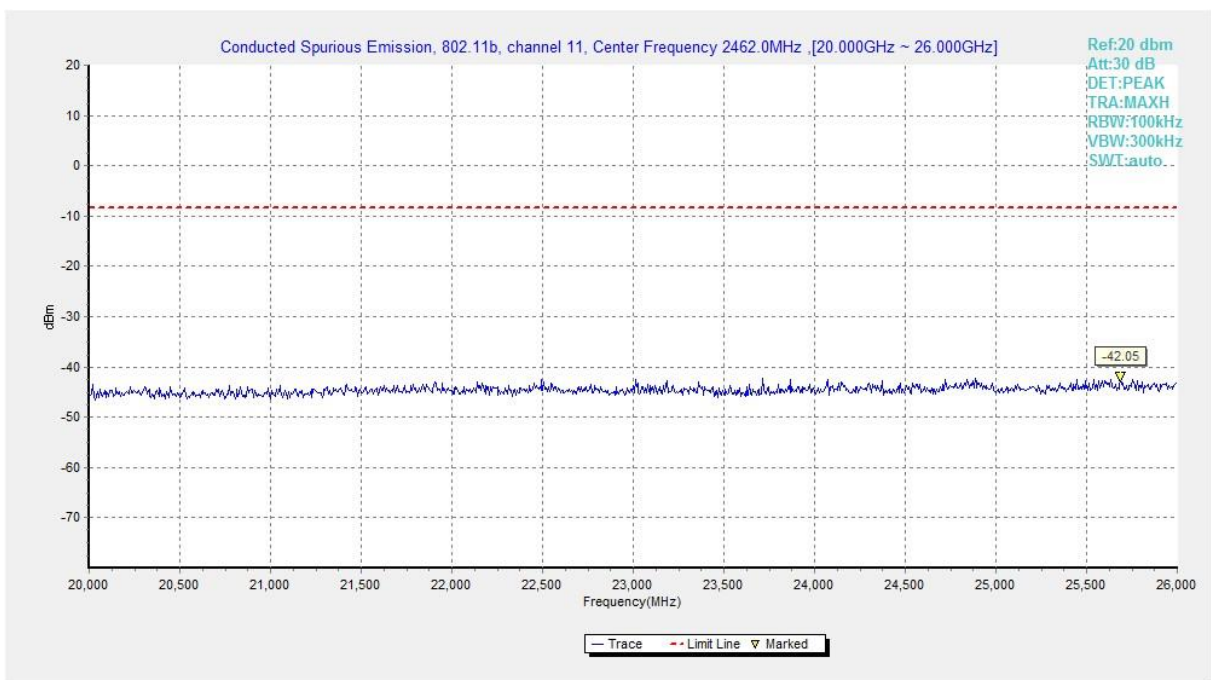
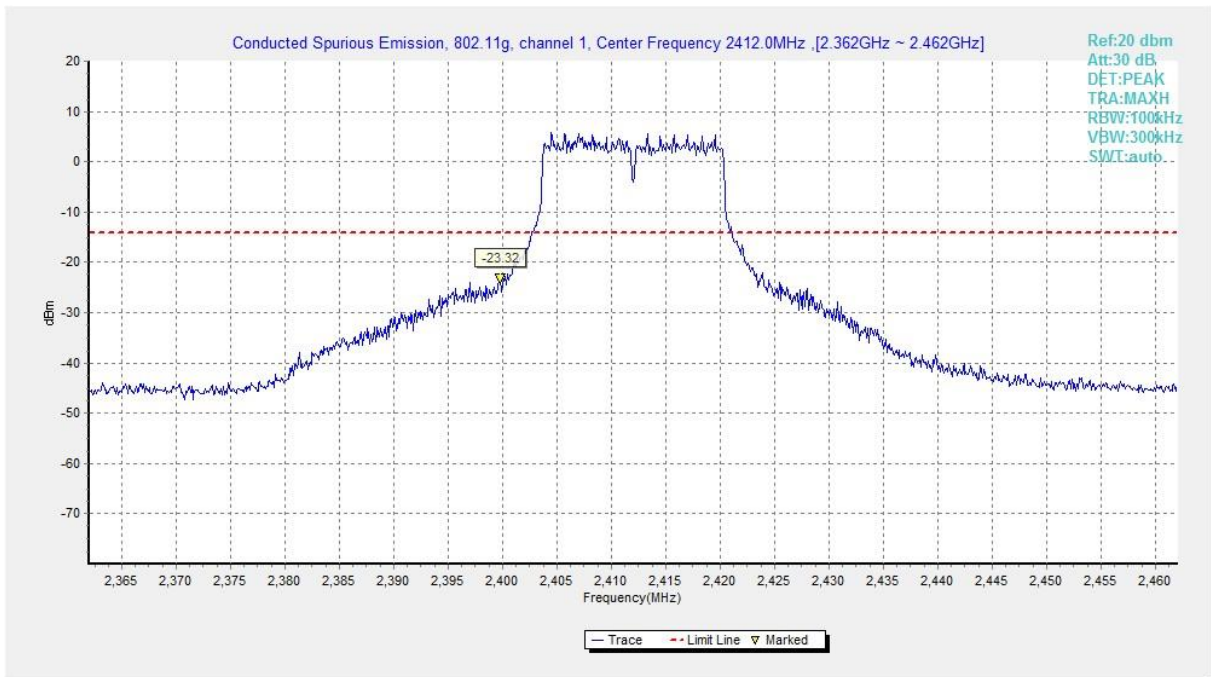


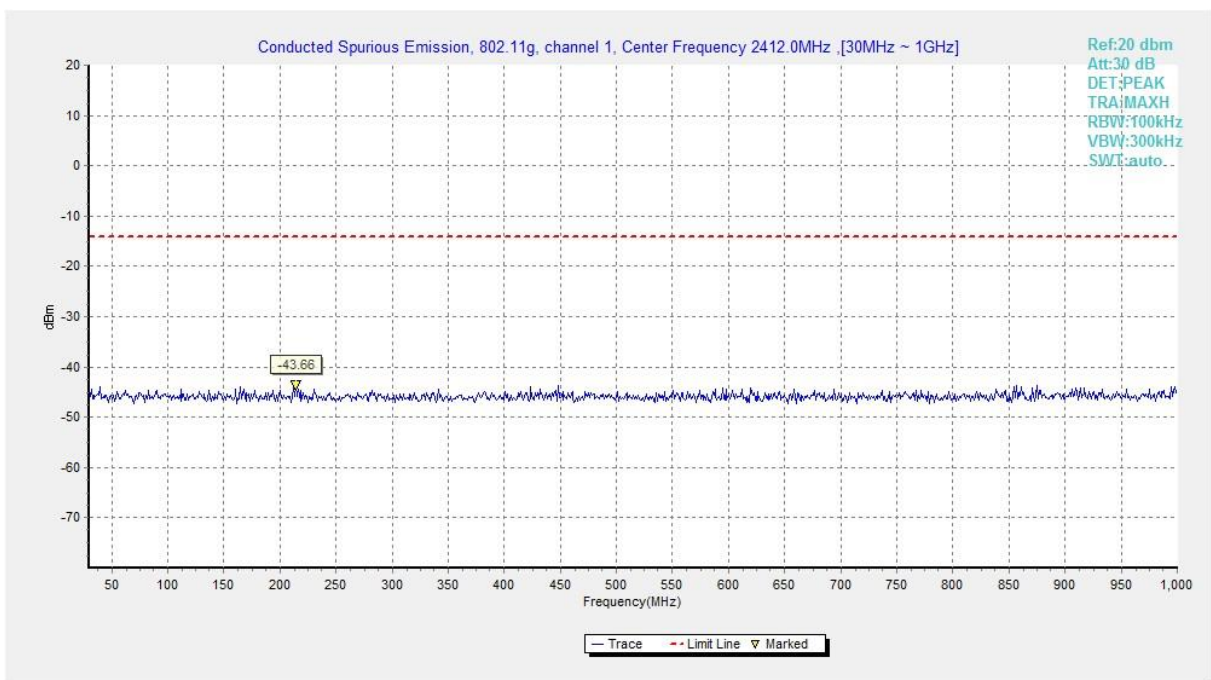
**Fig.A.6.1.23 Transmitter Spurious Emission - Conducted (802.11b, Ch11, 15 GHz-20 GHz)**



**Fig.A.6.1.24 Transmitter Spurious Emission - Conducted (802.11b, Ch11, 20 GHz-26 GHz)**



**Fig.A.6.1.25 Transmitter Spurious Emission - Conducted (802.11g, Ch1, Center Frequency)**



**Fig.A.6.1.26 Transmitter Spurious Emission - Conducted (802.11g, Ch1, 30 MHz-1 GHz)**

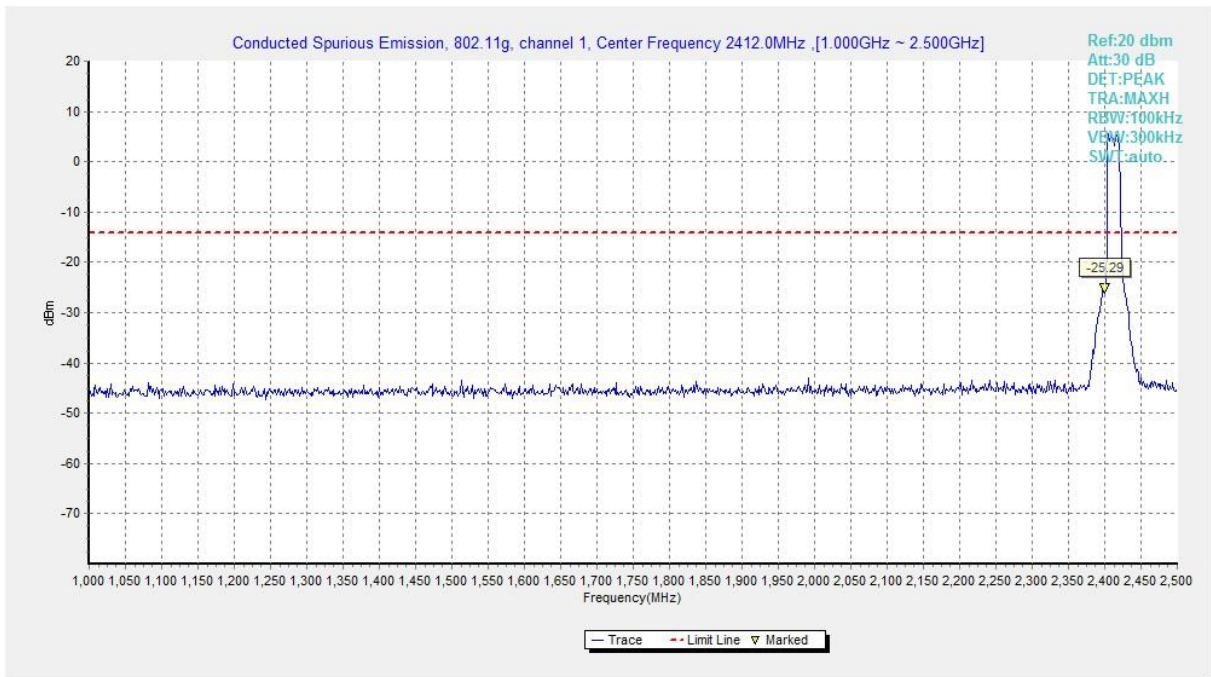


Fig.A.6.1.27 Transmitter Spurious Emission - Conducted (802.11g, Ch1, 1 GHz-2.5 GHz)

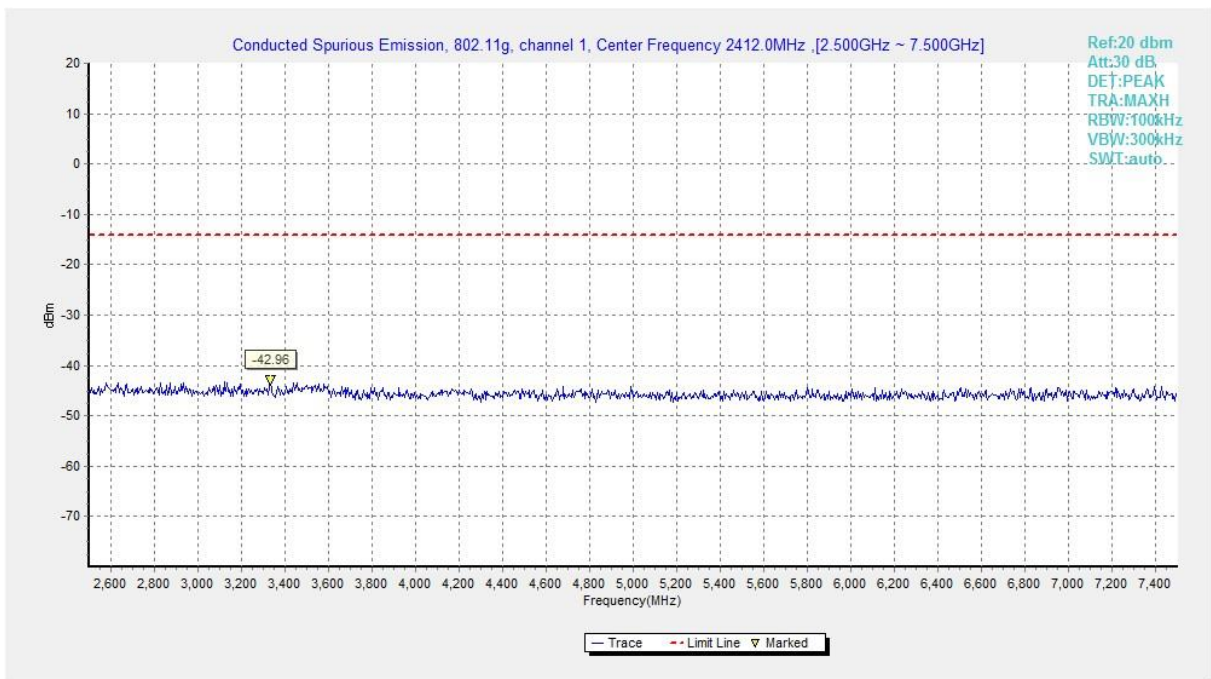
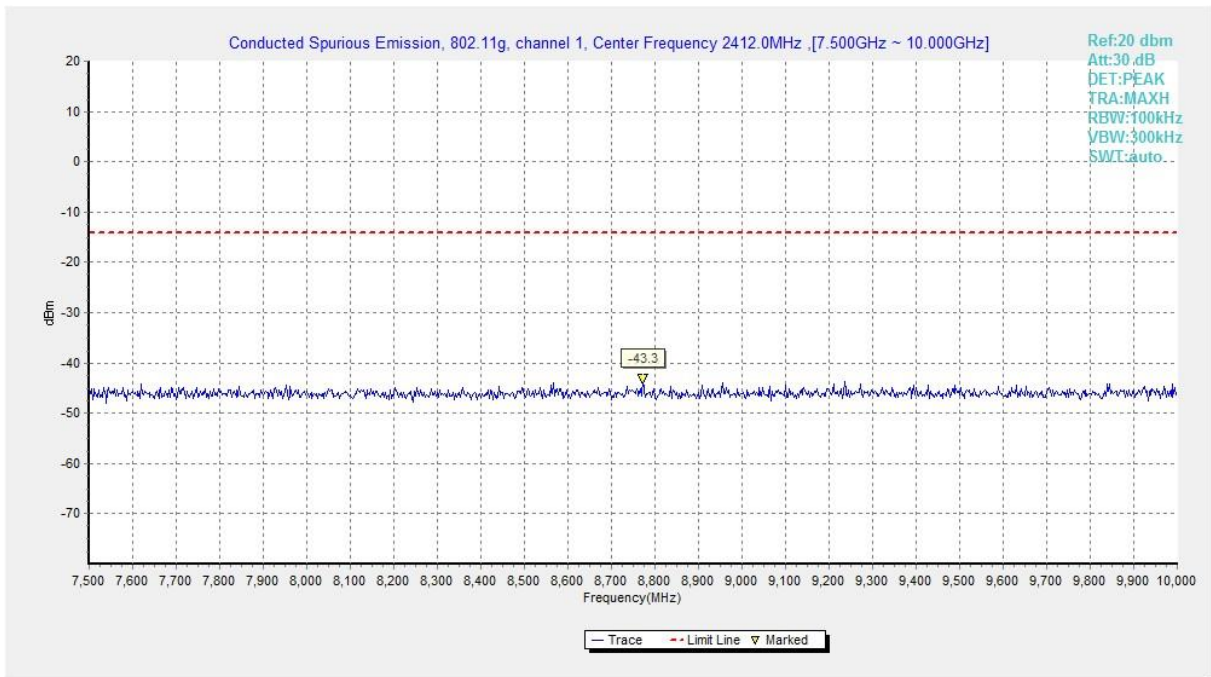
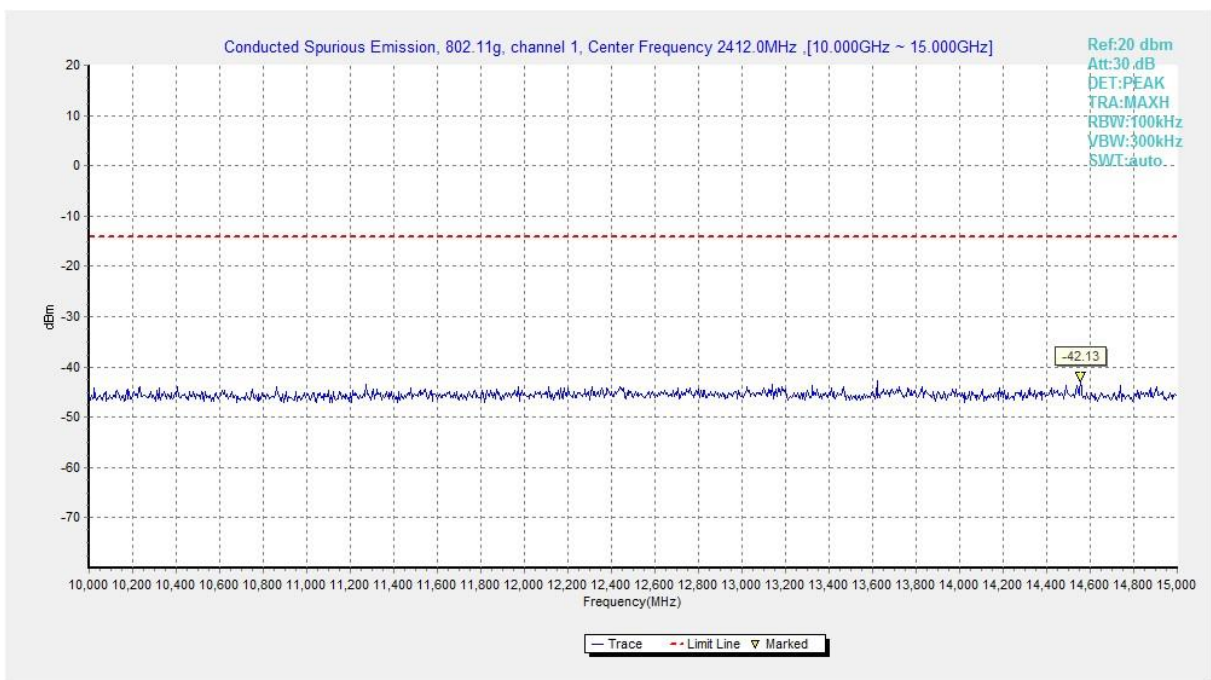


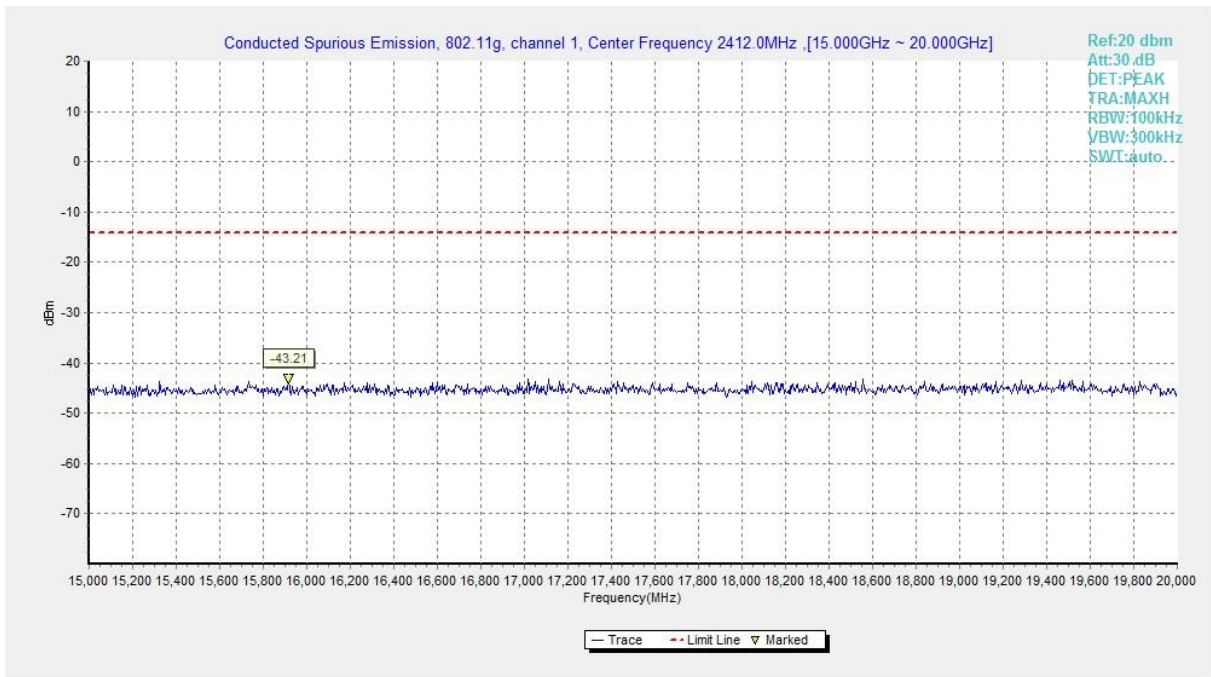
Fig.A.6.1.28 Transmitter Spurious Emission - Conducted (802.11g, Ch1, 2.5 GHz-7.5 GHz)



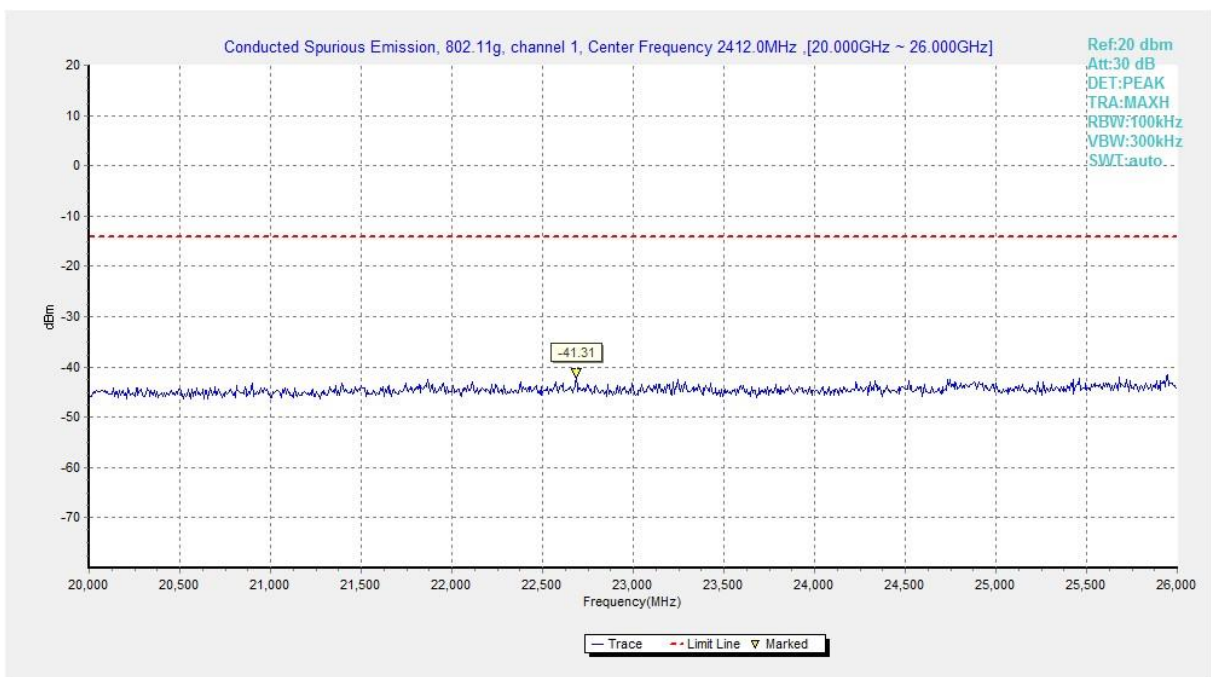
**Fig.A.6.1.29 Transmitter Spurious Emission - Conducted (802.11g, Ch1, 7.5 GHz-10 GHz)**



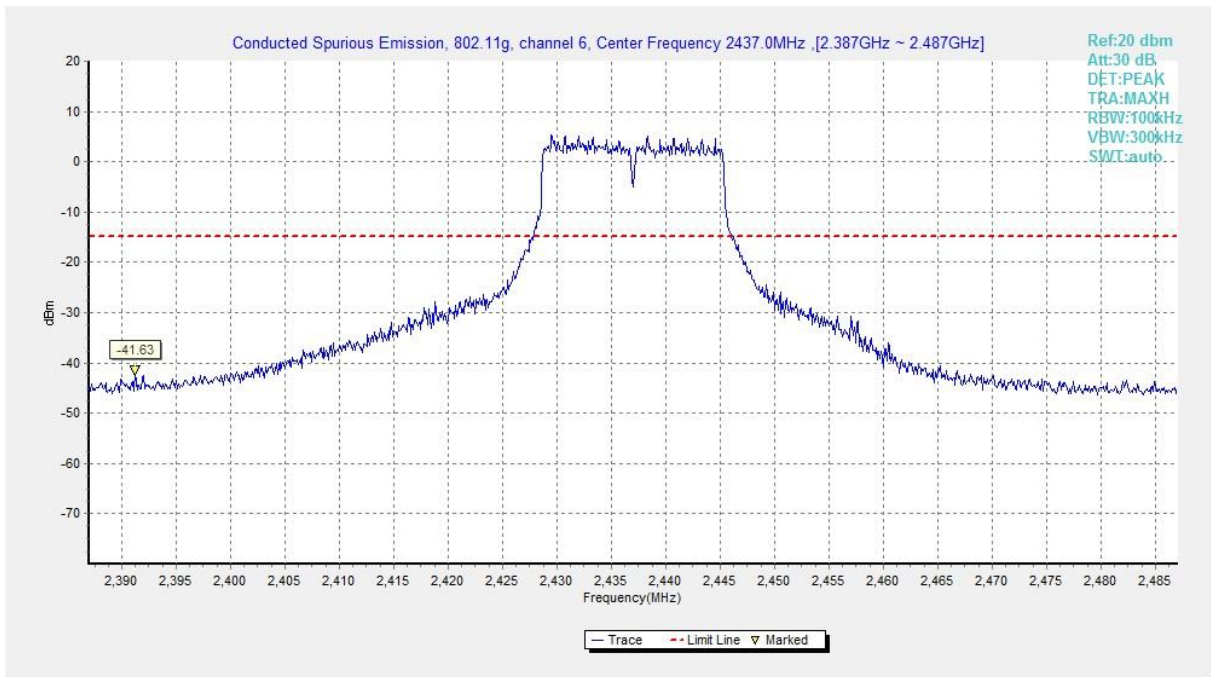
**Fig.A.6.1.30 Transmitter Spurious Emission - Conducted (802.11g, Ch1, 10 GHz-15 GHz)**



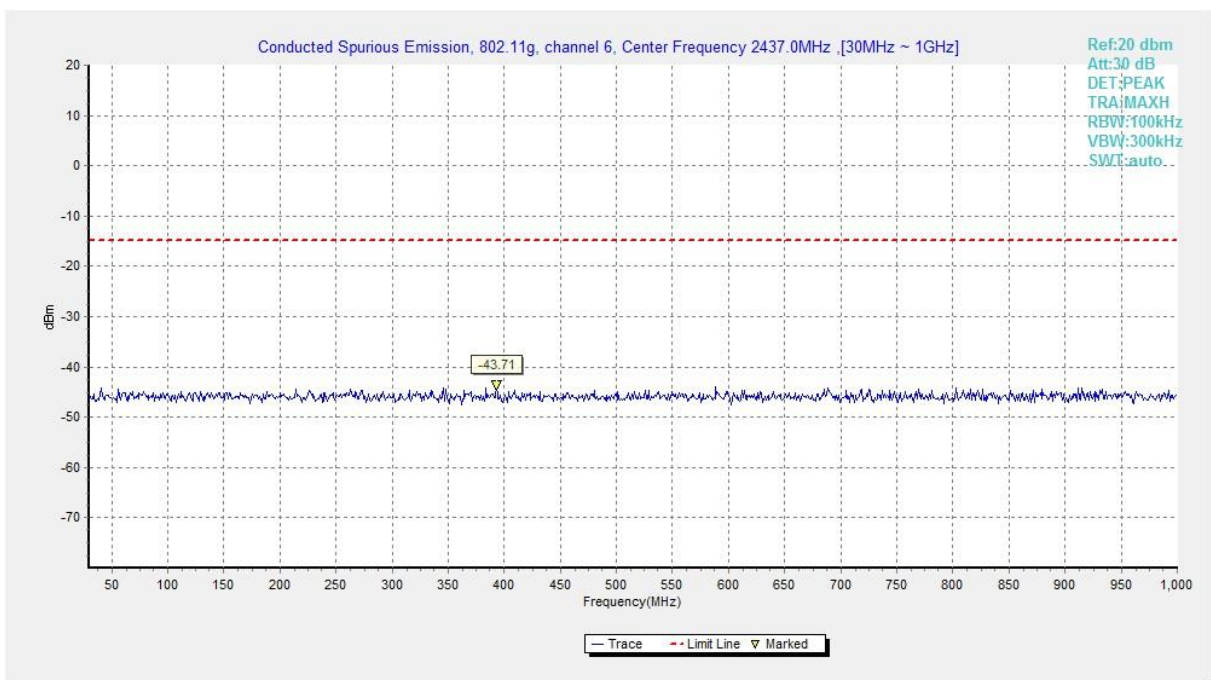
**Fig.A.6.1.31 Transmitter Spurious Emission - Conducted (802.11g, Ch1, 15 GHz-20 GHz)**



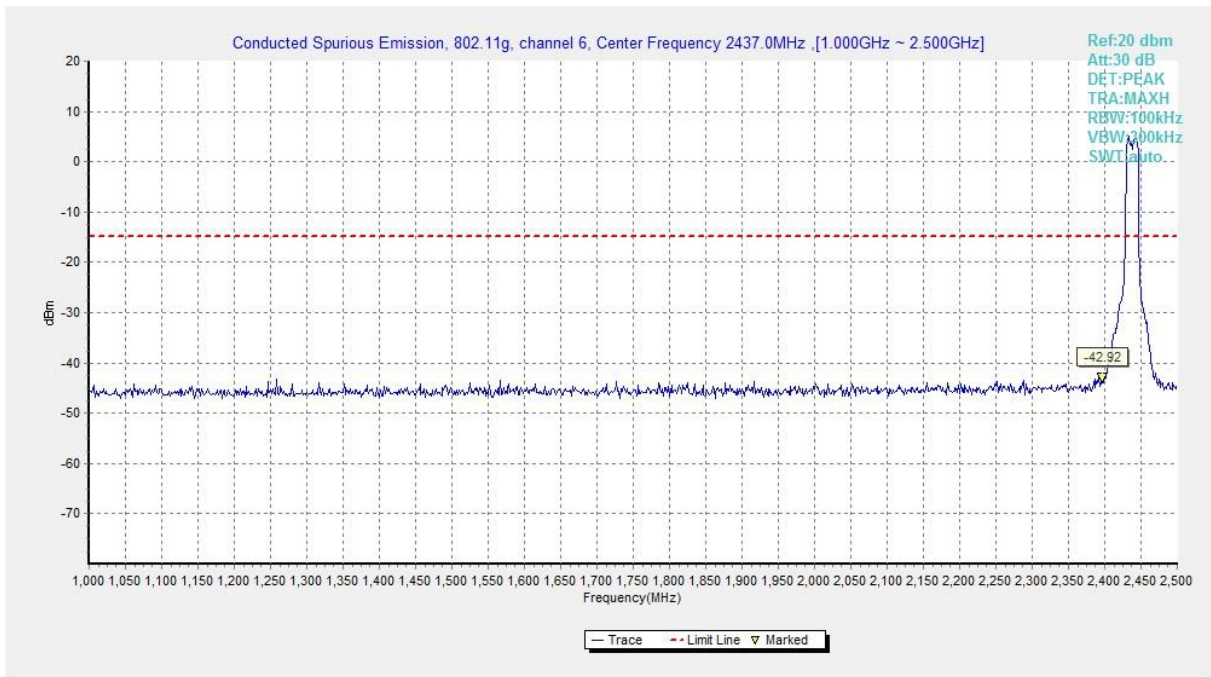
**Fig.A.6.1.32 Transmitter Spurious Emission - Conducted (802.11g, Ch1, 20 GHz-26 GHz)**



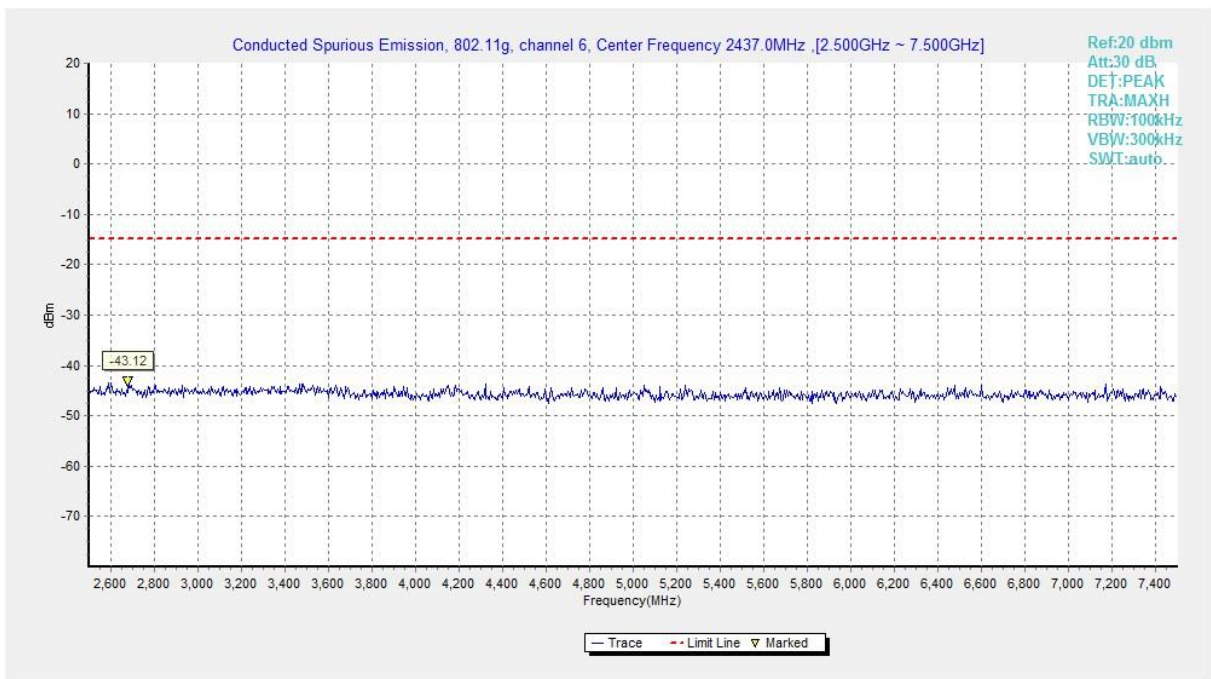
**Fig.A.6.1.33 Transmitter Spurious Emission - Conducted (802.11g, Ch6, Center Frequency)**



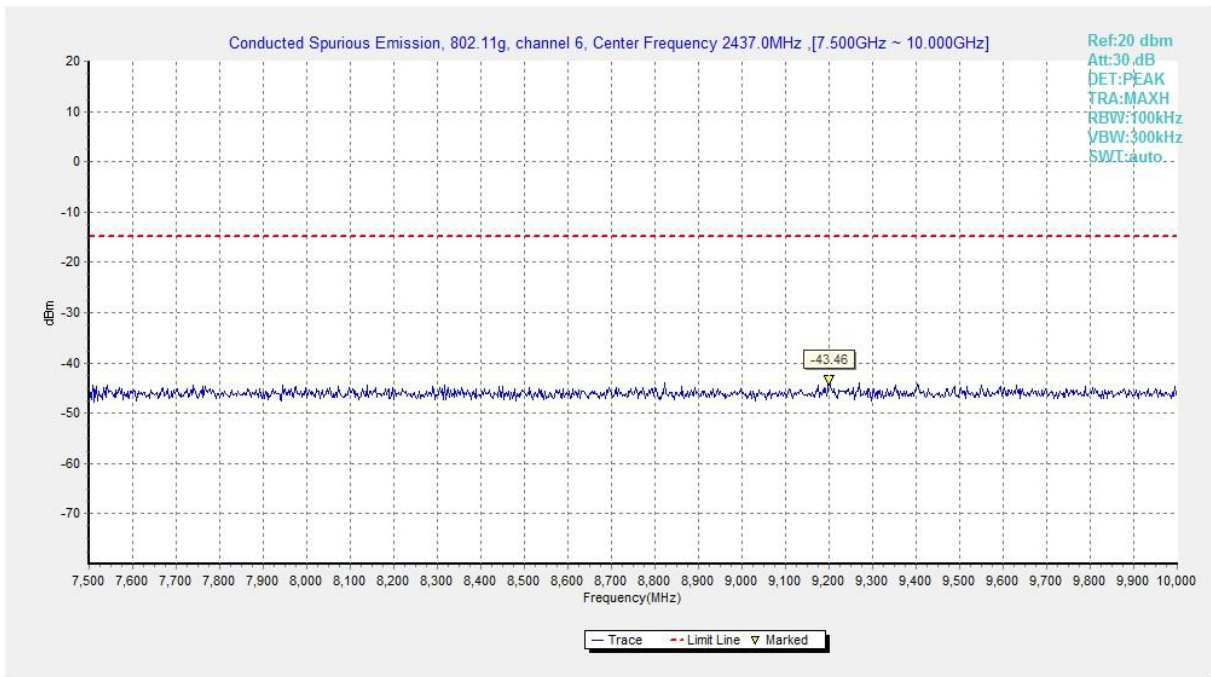
**Fig.A.6.1.34 Transmitter Spurious Emission - Conducted (802.11g, Ch6, 30 MHz-1 GHz)**



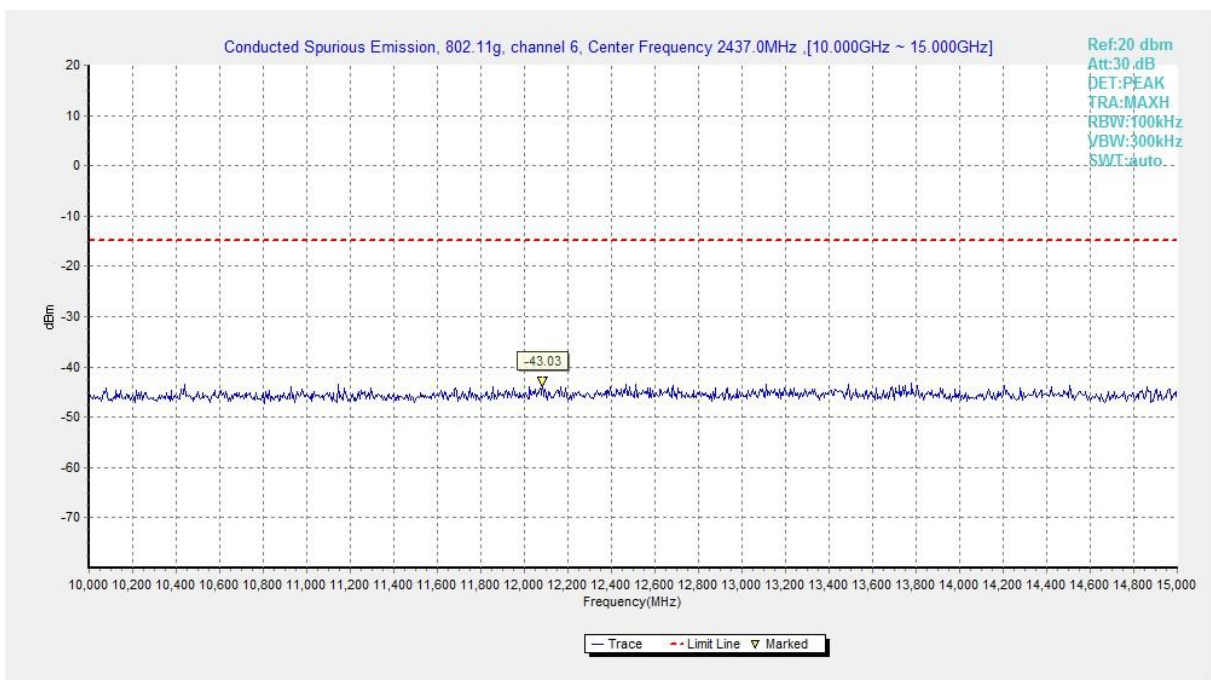
**Fig.A.6.1.35 Transmitter Spurious Emission - Conducted (802.11g, Ch6, 1 GHz-2.5 GHz)**



**Fig.A.6.1.36 Transmitter Spurious Emission - Conducted (802.11g, Ch6, 2.5 GHz-7.5 GHz)**

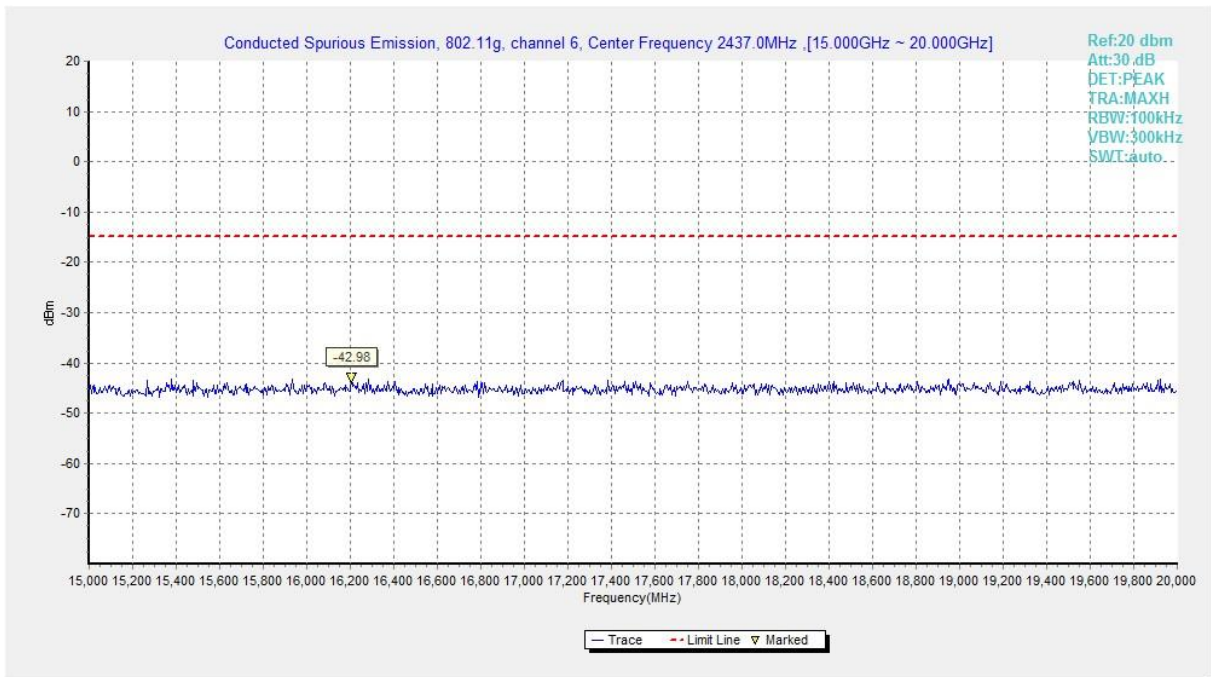


**Fig.A.6.1.37 Transmitter Spurious Emission - Conducted (802.11g, Ch6, 7.5 GHz-10 GHz)**

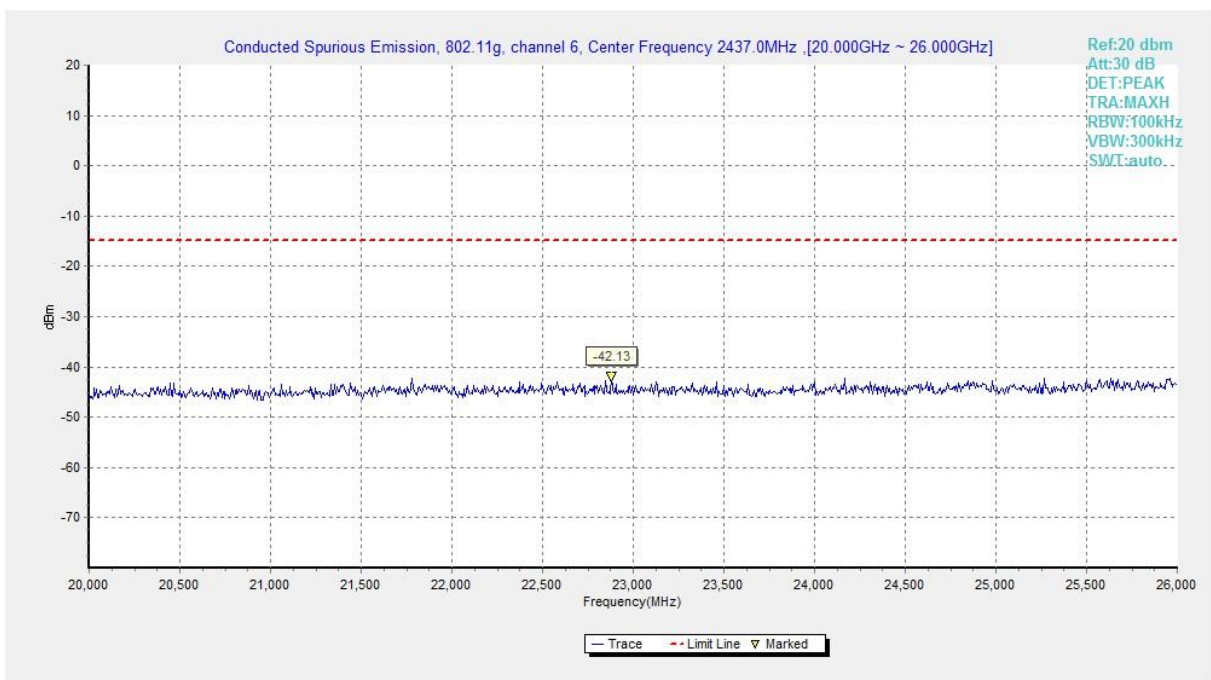


**Fig.A.6.1.38 Transmitter Spurious Emission - Conducted (802.11g, Ch6, 10 GHz-15 GHz)**

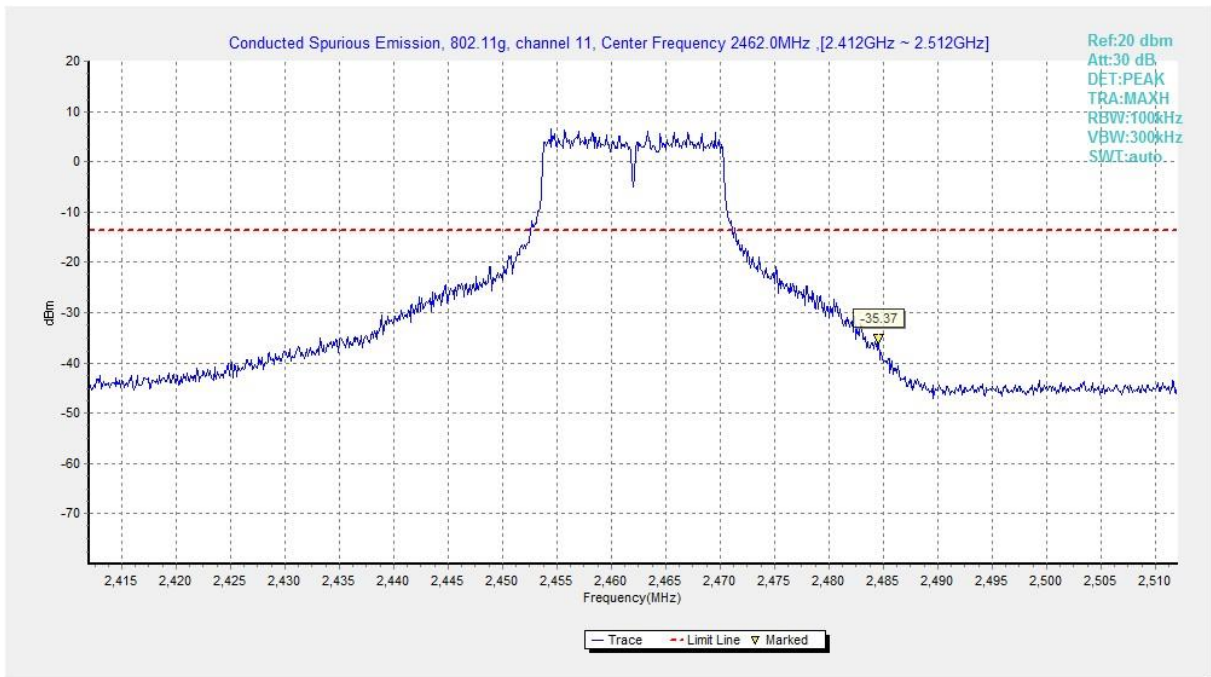




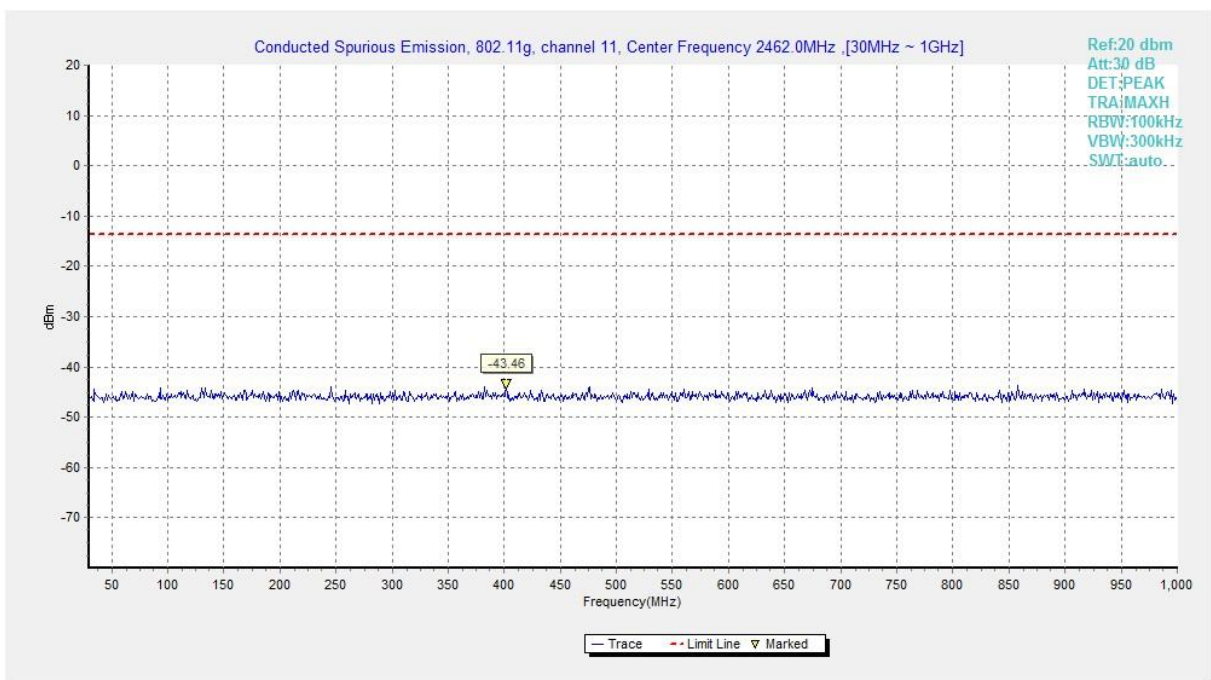
**Fig.A.6.1.39 Transmitter Spurious Emission - Conducted (802.11g, Ch6, 15 GHz-20 GHz)**



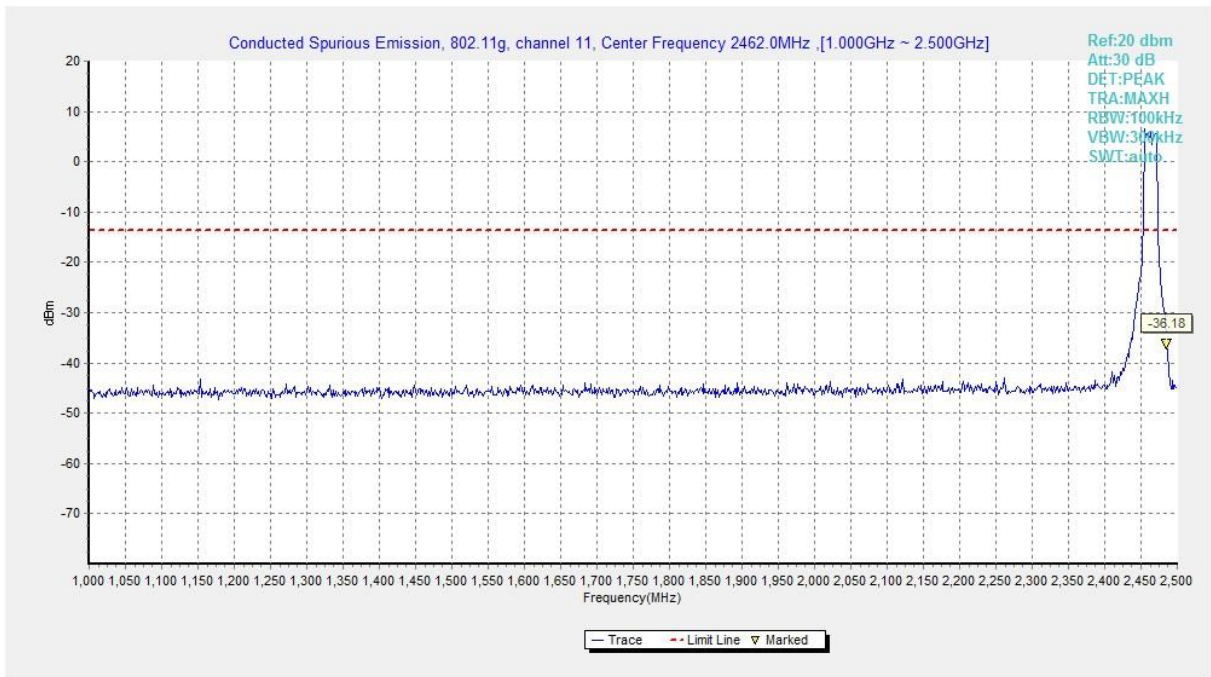
**Fig.A.6.1.40 Transmitter Spurious Emission - Conducted (802.11g, Ch6, 20 GHz-26 GHz)**



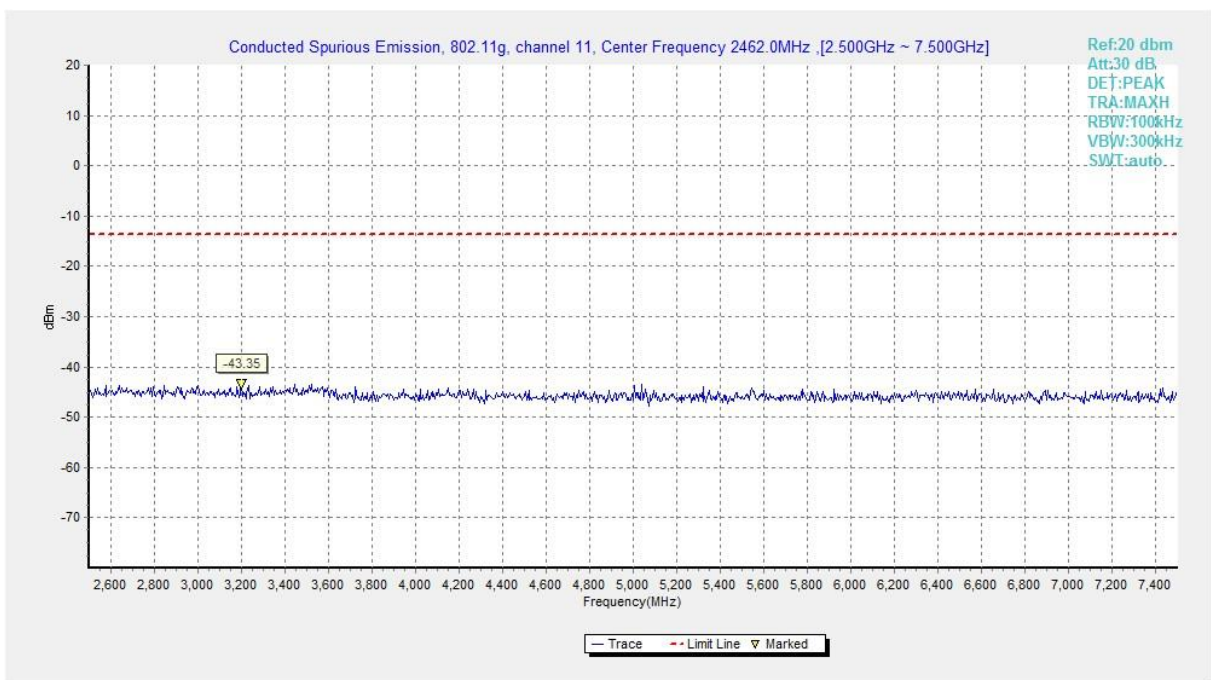
**Fig.A.6.1.41 Transmitter Spurious Emission - Conducted (802.11g, Ch11, Center Frequency)**



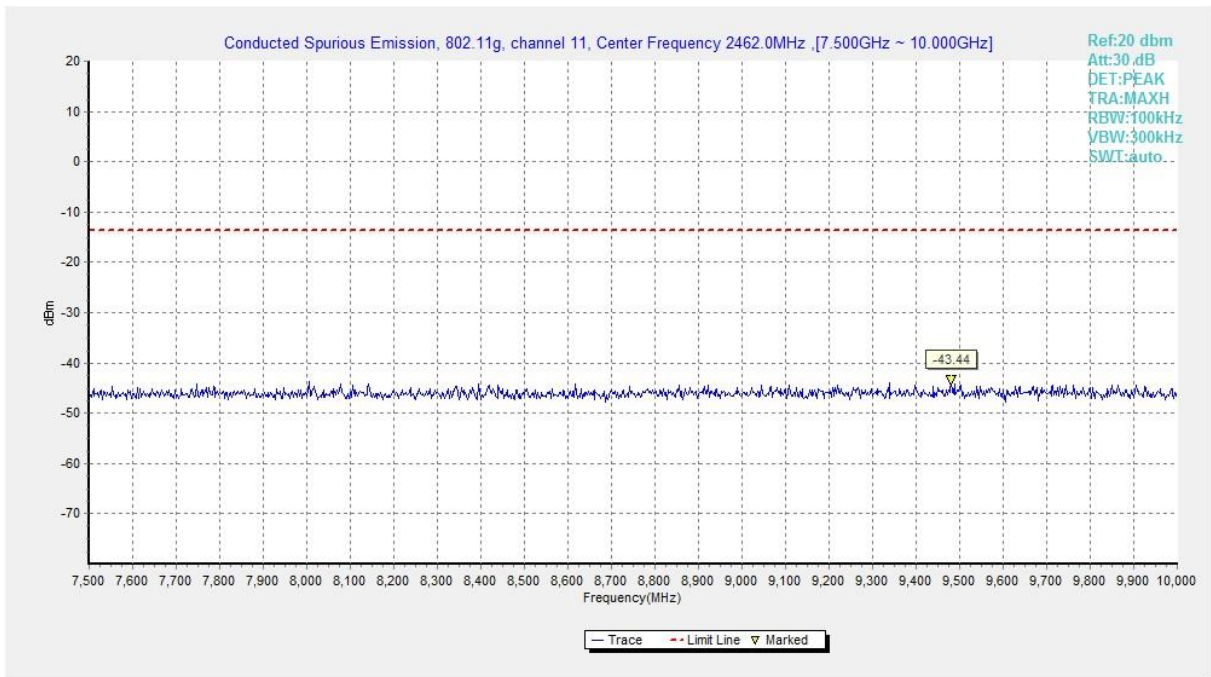
**Fig.A.6.1.42 Transmitter Spurious Emission - Conducted (802.11g, Ch11, 30 MHz-1 GHz)**



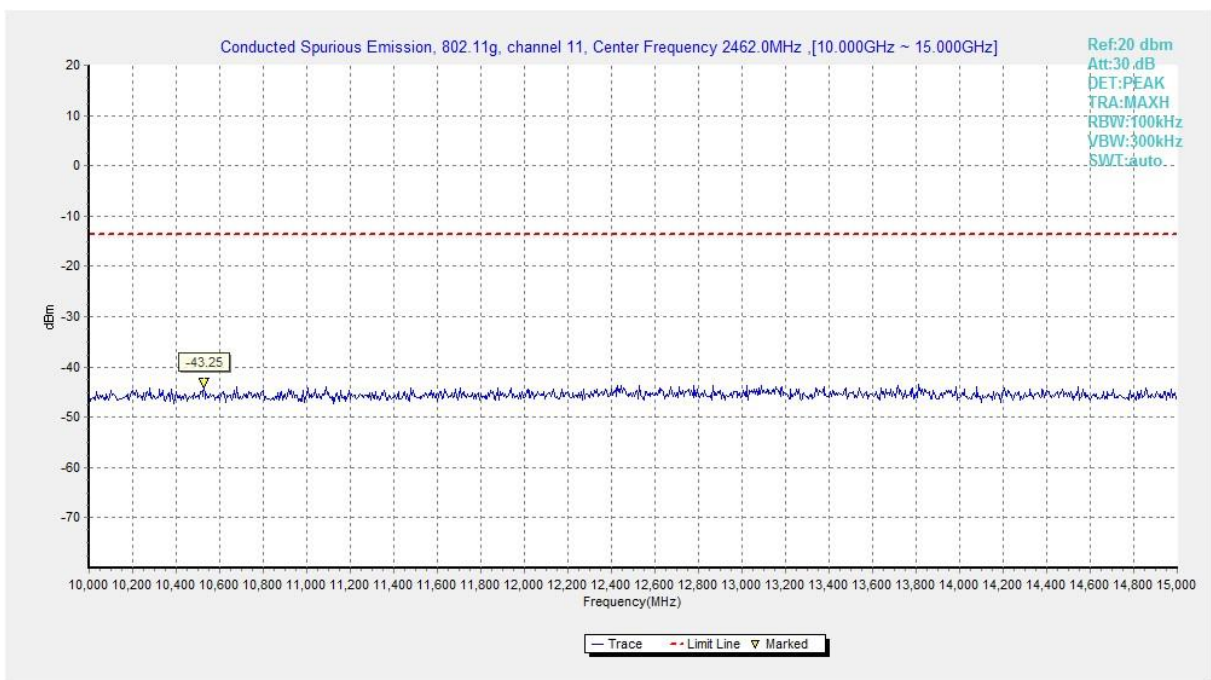
**Fig.A.6.1.43 Transmitter Spurious Emission - Conducted (802.11g, Ch11, 1 GHz-2.5 GHz)**



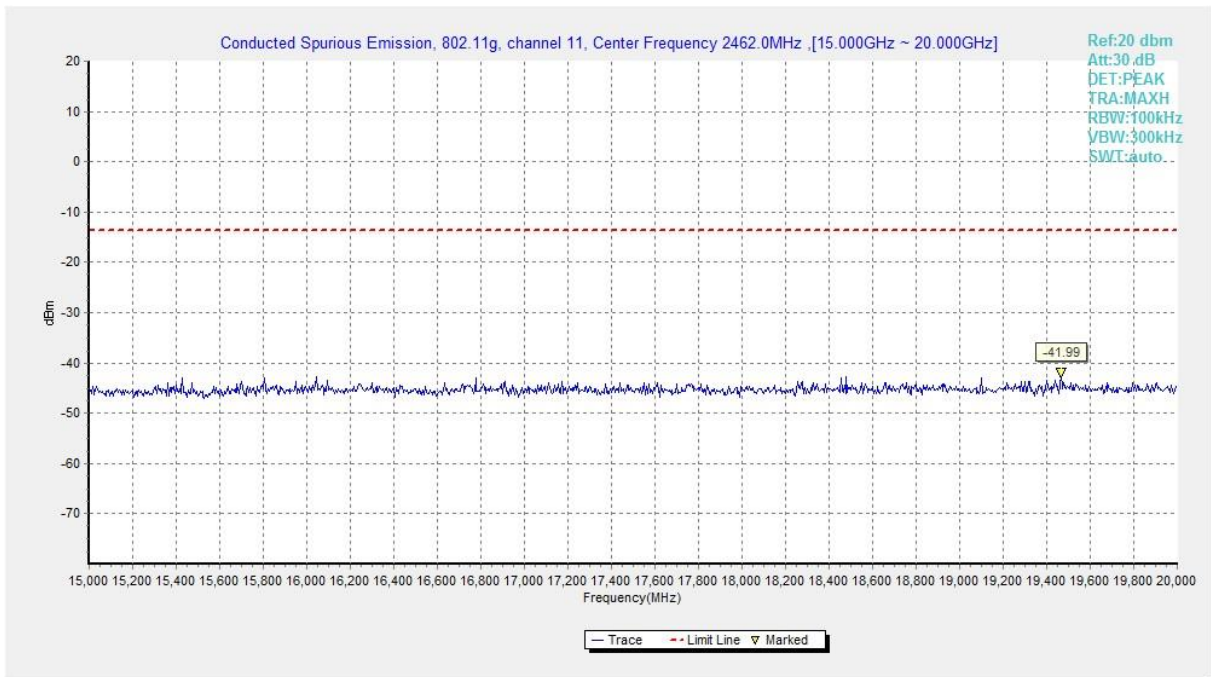
**Fig.A.6.1.44 Transmitter Spurious Emission - Conducted (802.11g, Ch11, 2.5 GHz-7.5 GHz)**



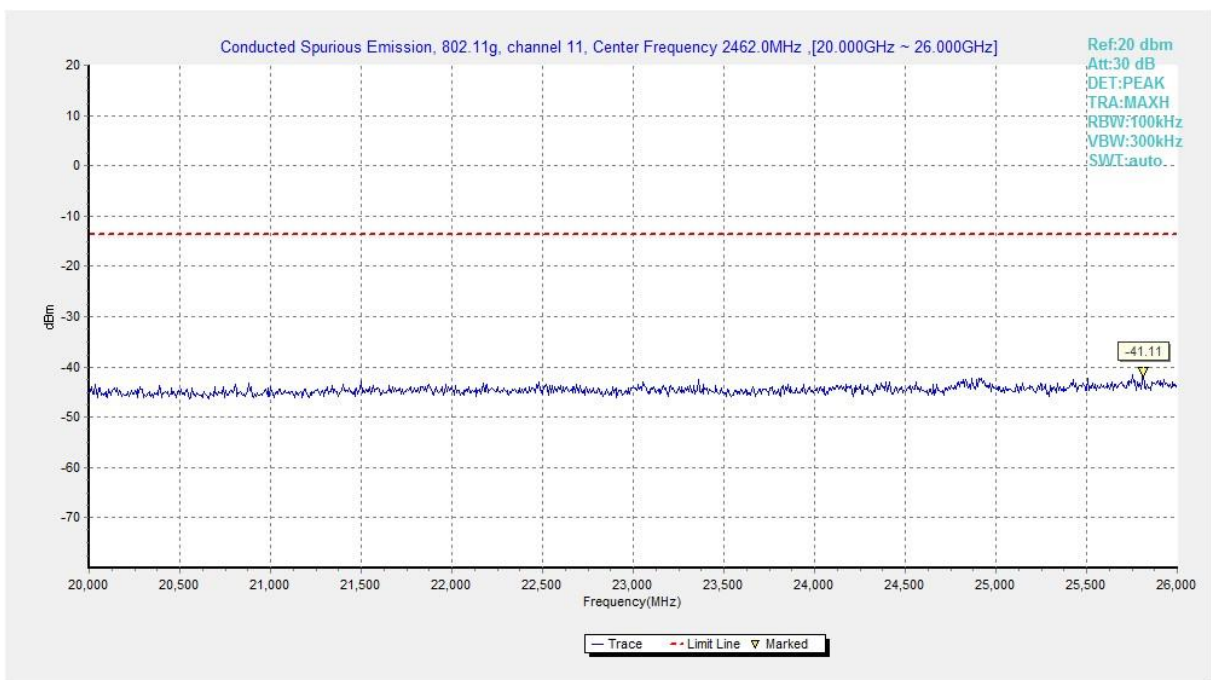
**Fig.A.6.1.45 Transmitter Spurious Emission - Conducted (802.11g, Ch11, 7.5 GHz-10 GHz)**



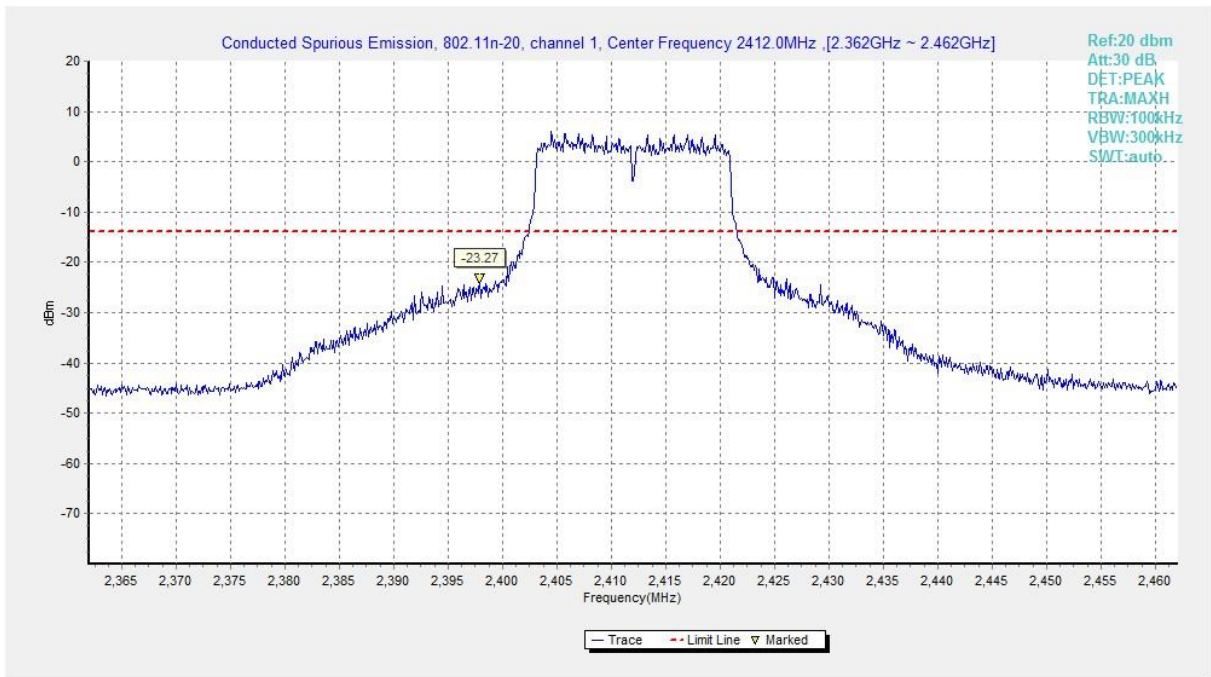
**Fig.A.6.1.46 Transmitter Spurious Emission - Conducted (802.11g, Ch11, 10 GHz-15 GHz)**



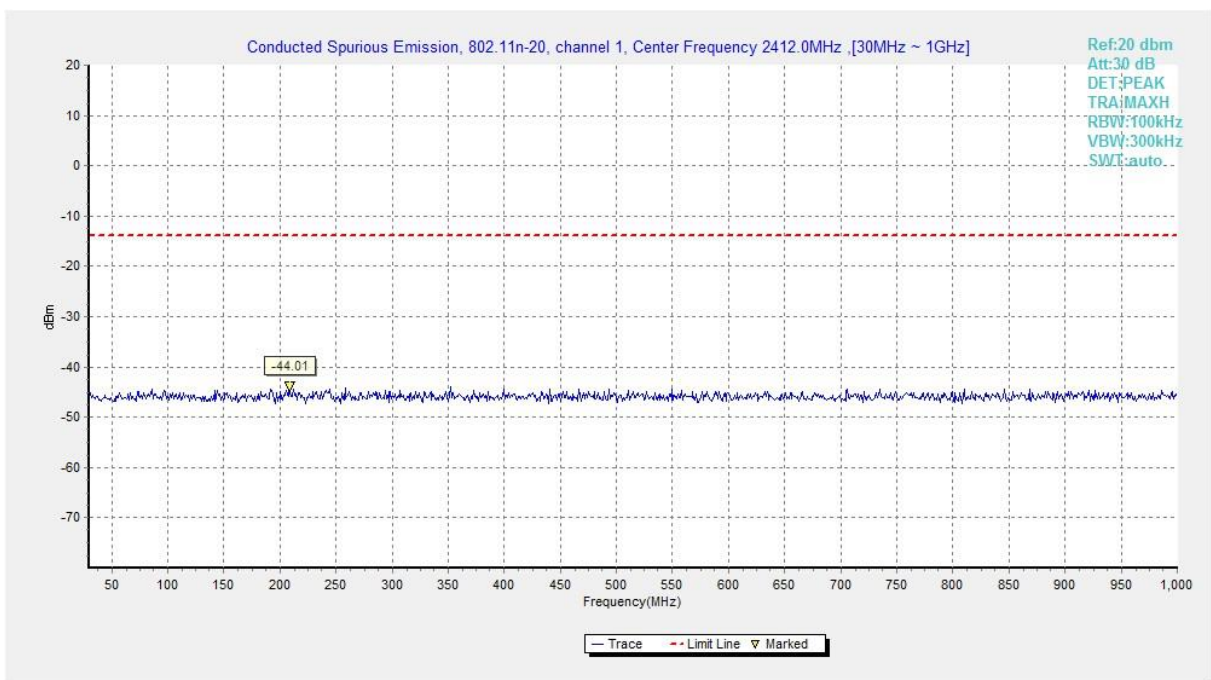
**Fig.A.6.1.47 Transmitter Spurious Emission - Conducted (802.11g, Ch11, 15 GHz-20 GHz)**



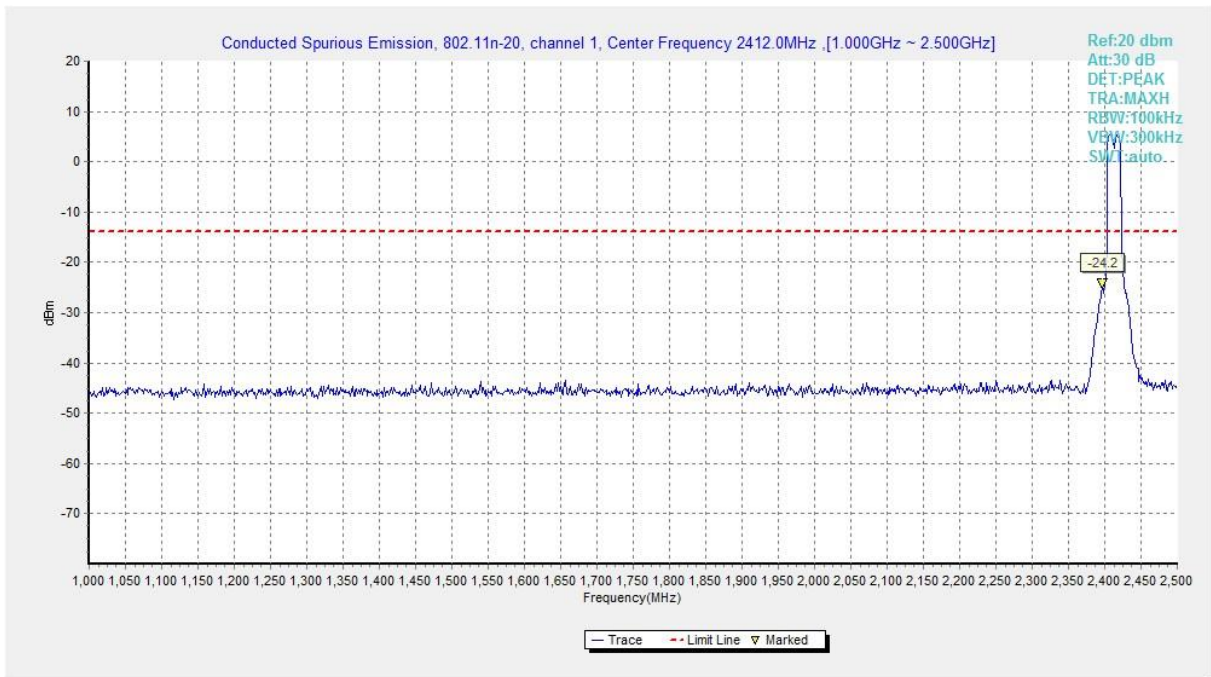
**Fig.A.6.1.48 Transmitter Spurious Emission - Conducted (802.11g, Ch11, 20 GHz-26 GHz)**



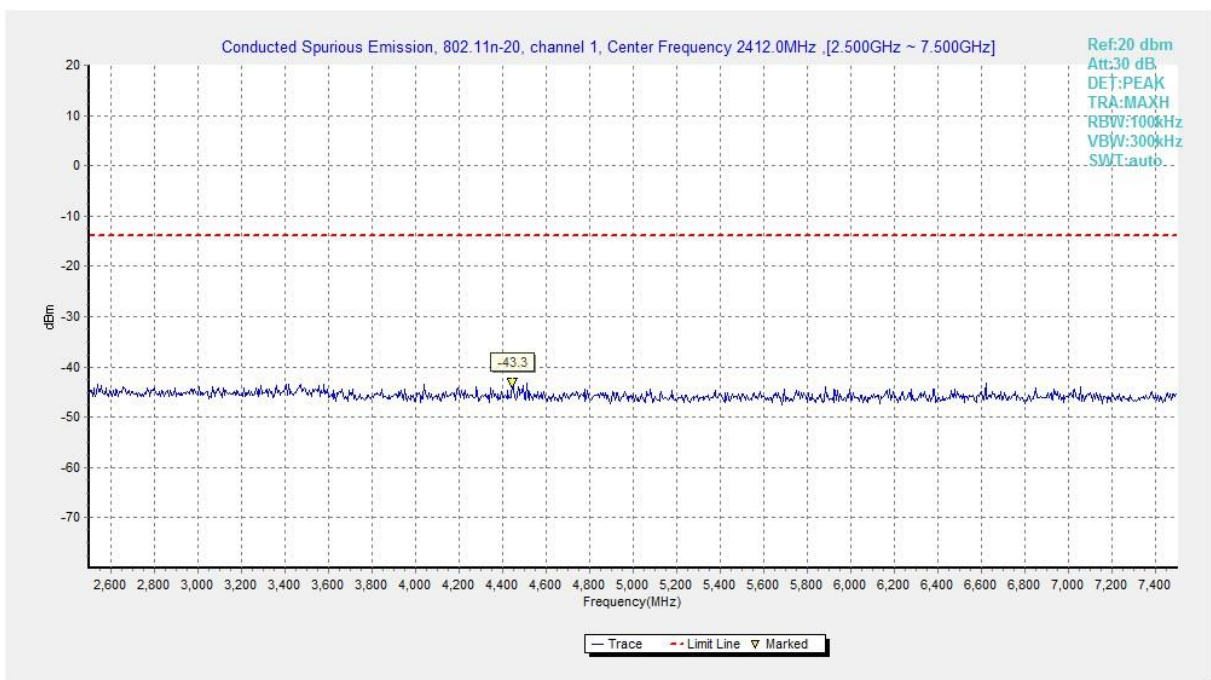
**Fig.A.6.1.49 Transmitter Spurious Emission - Conducted (802.11n-HT20, Ch1, Center Frequency)**



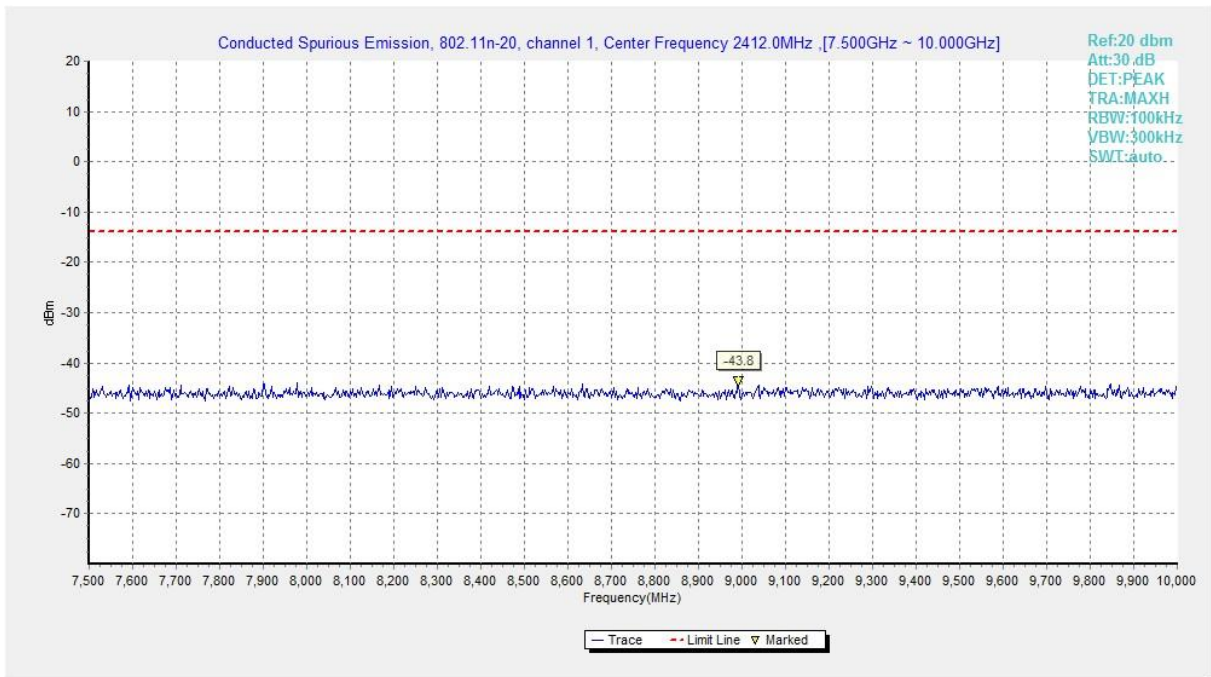
**Fig.A.6.1.50 Transmitter Spurious Emission - Conducted (802.11n-HT20, Ch1, 30 MHz-1 GHz)**



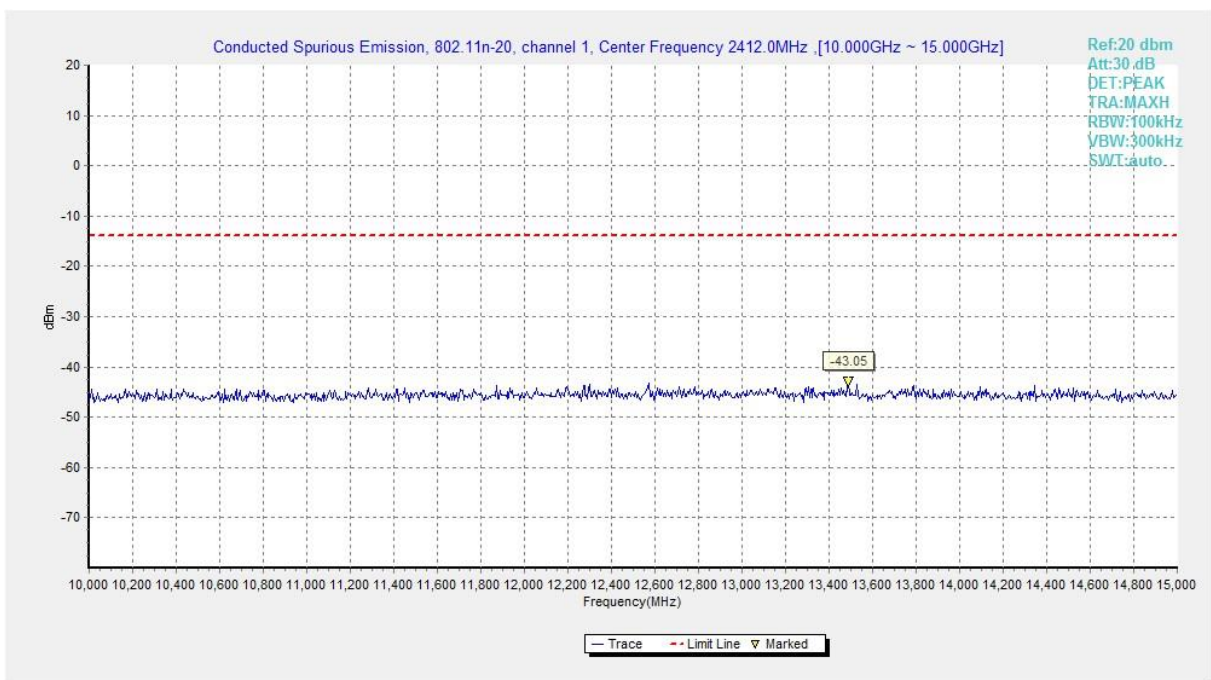
**Fig.A.6.1.51 Transmitter Spurious Emission - Conducted (802.11n-HT20, Ch1, 1 GHz-2.5 GHz)**



**Fig.A.6.1.52 Transmitter Spurious Emission - Conducted (802.11n-HT20, Ch1, 2.5 GHz-7.5 GHz)**

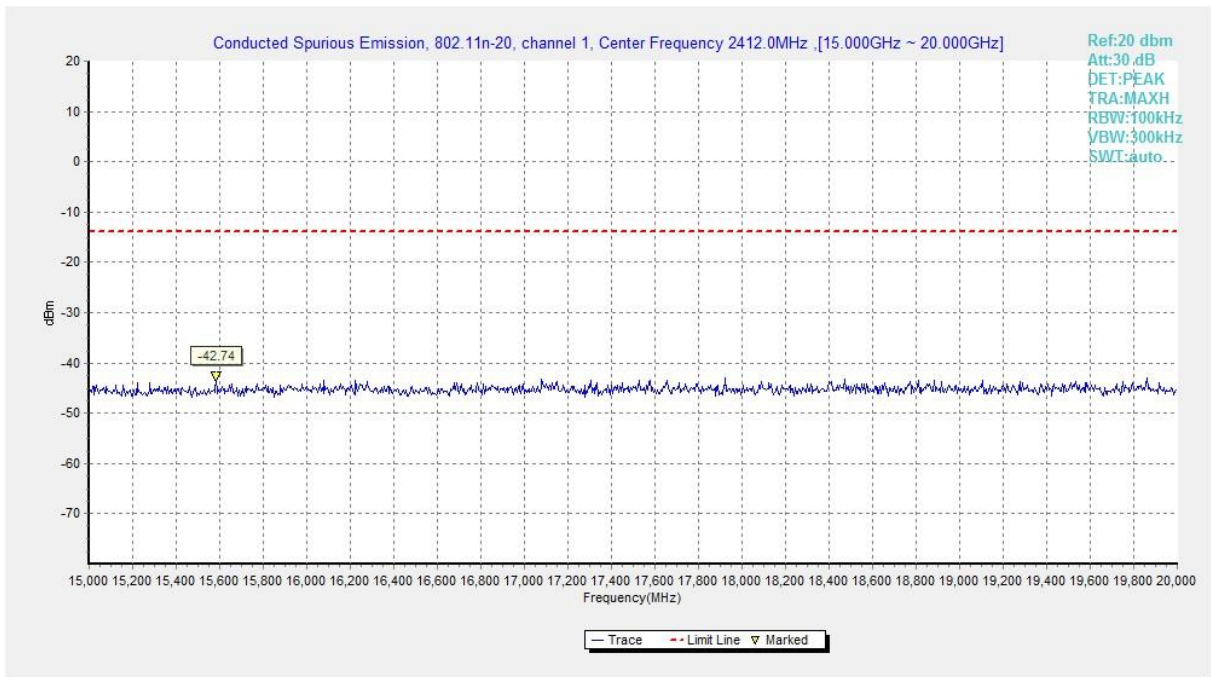


**Fig.A.6.1.53 Transmitter Spurious Emission - Conducted (802.11n-HT20, Ch1, 7.5 GHz-10 GHz)**

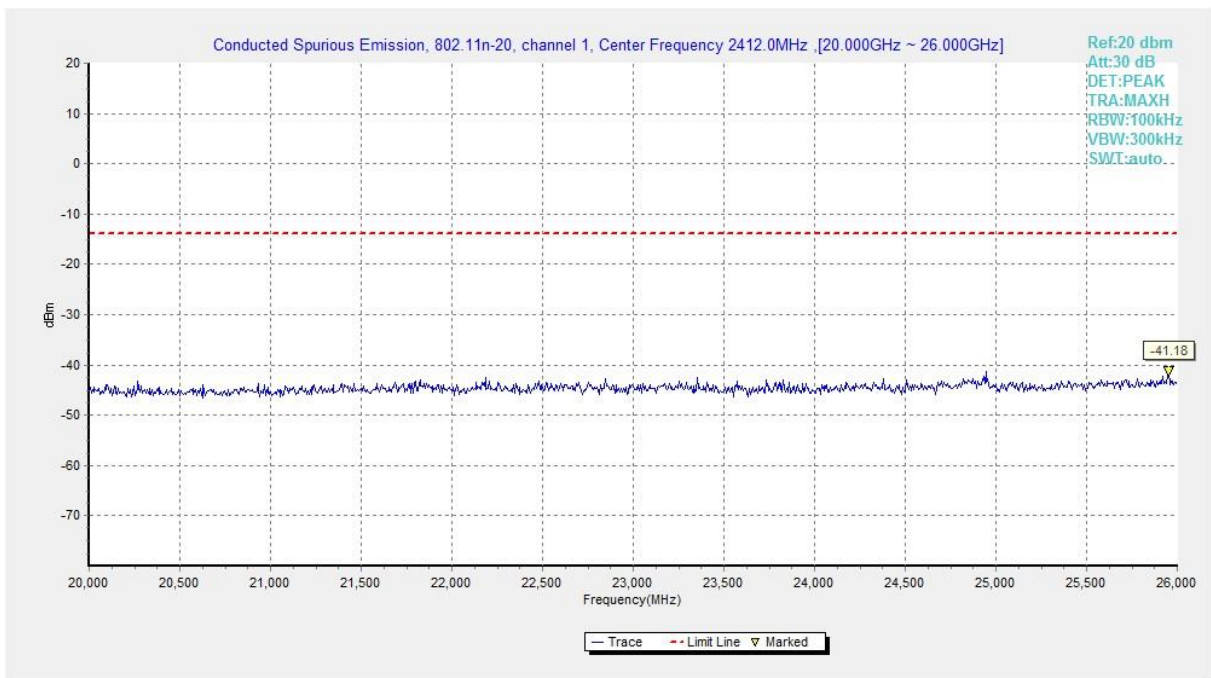


**Fig.A.6.1.54 Transmitter Spurious Emission - Conducted (802.11n-HT20, Ch1, 10 GHz-15 GHz)**

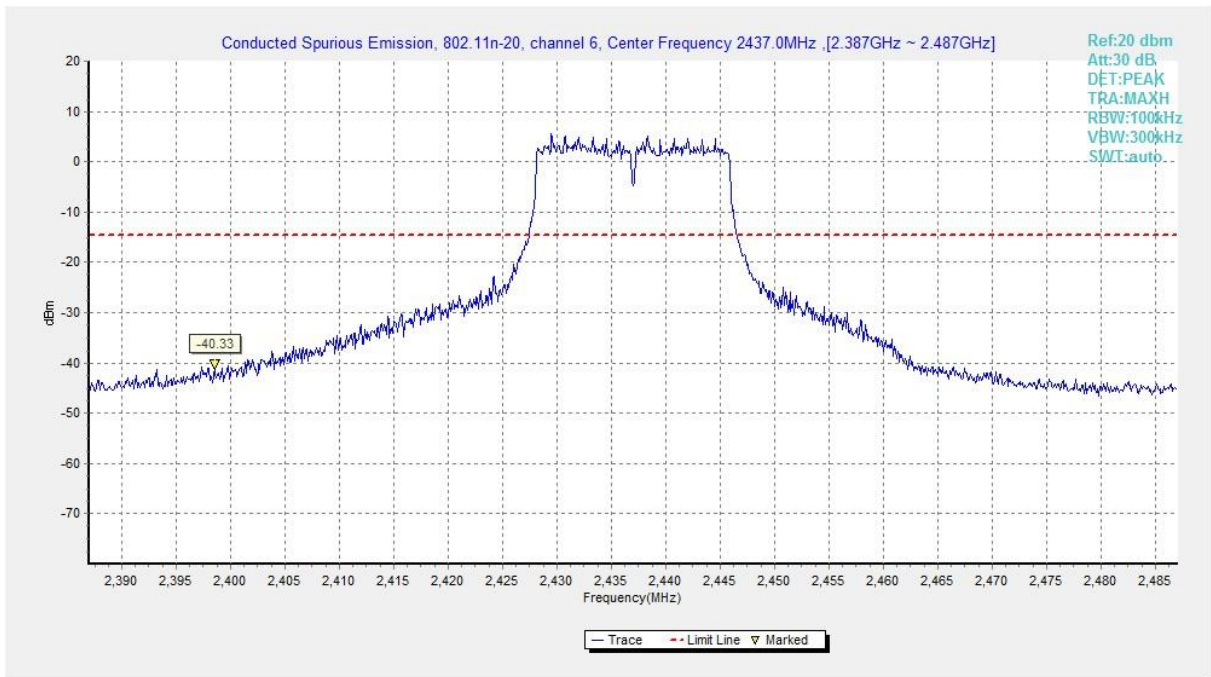




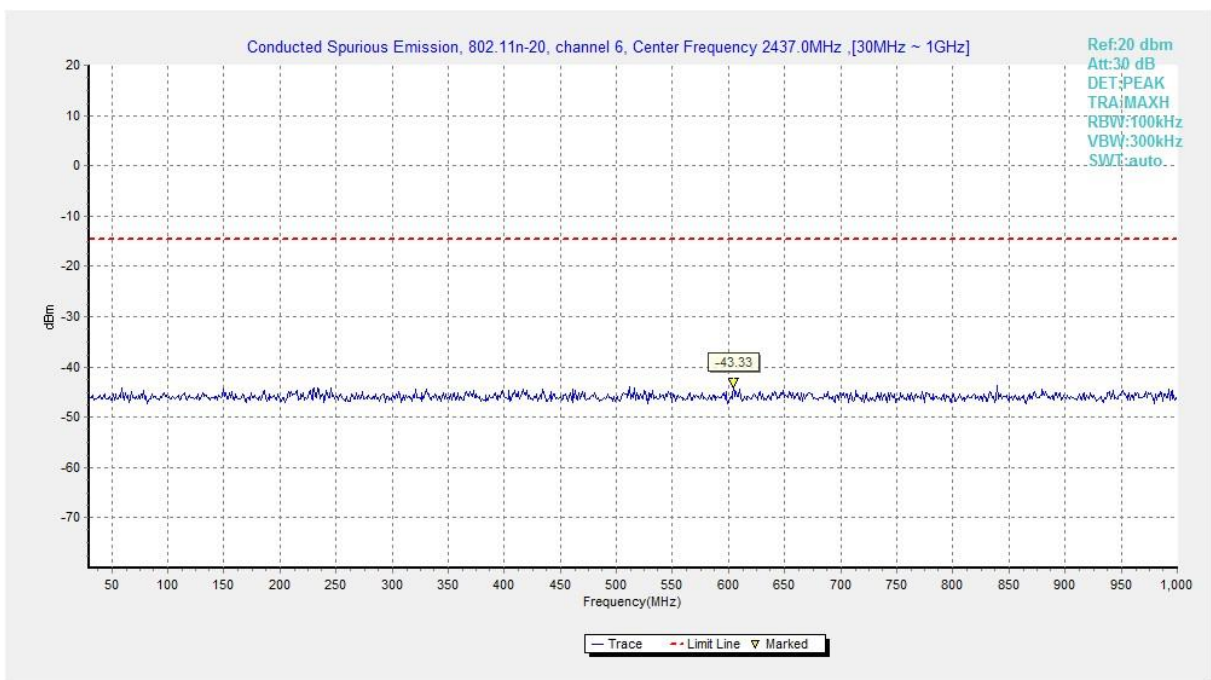
**Fig.A.6.1.55 Transmitter Spurious Emission - Conducted (802.11n-HT20, Ch1, 15 GHz-20 GHz)**



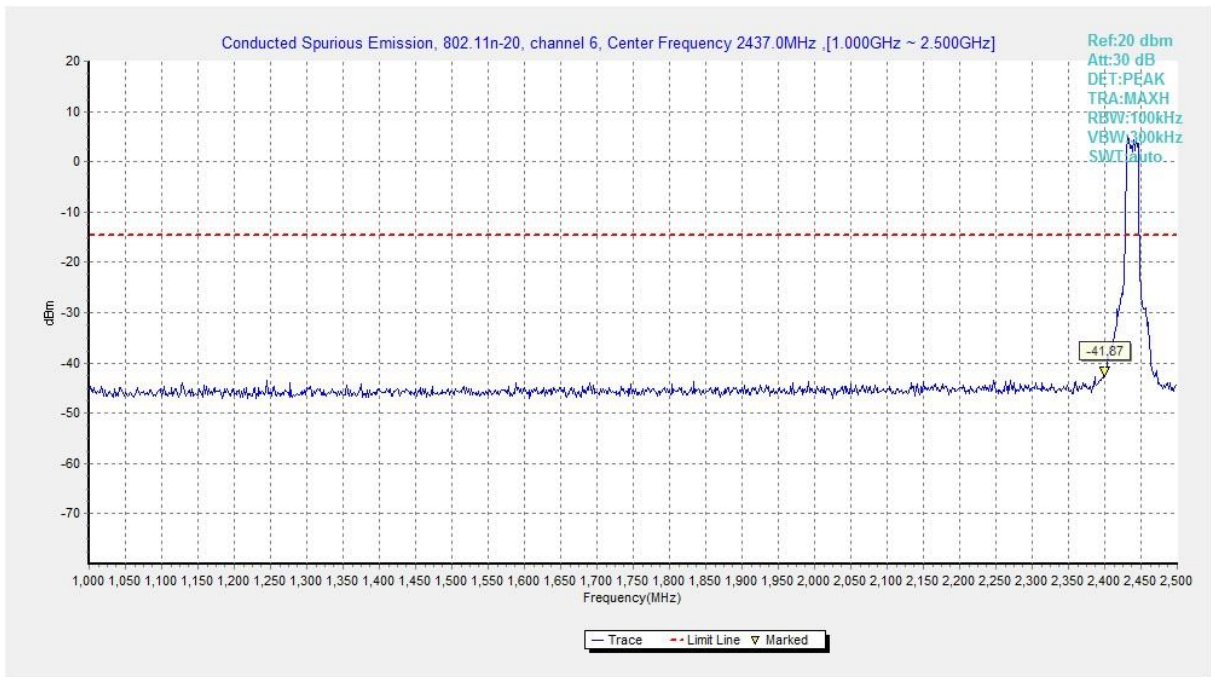
**Fig.A.6.1.56 Transmitter Spurious Emission - Conducted (802.11n-HT20, Ch1, 20 GHz-26 GHz)**



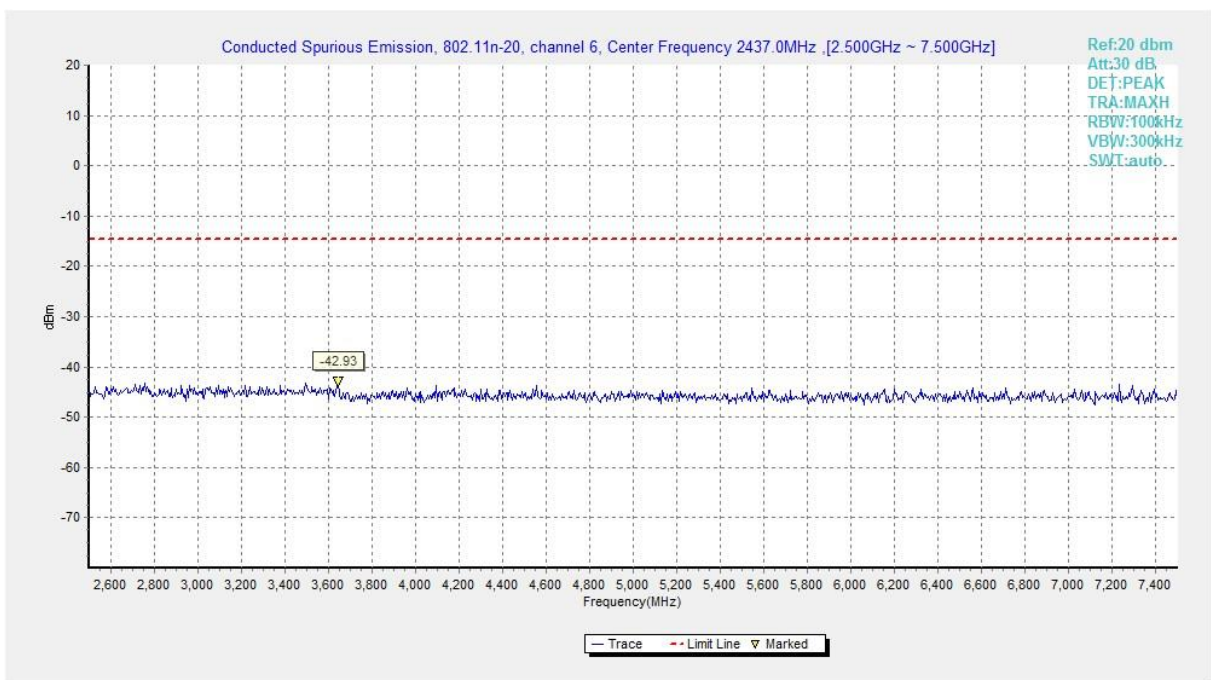
**Fig.A.6.1.57 Transmitter Spurious Emission - Conducted (802.11n-HT20, Ch6, Center Frequency)**



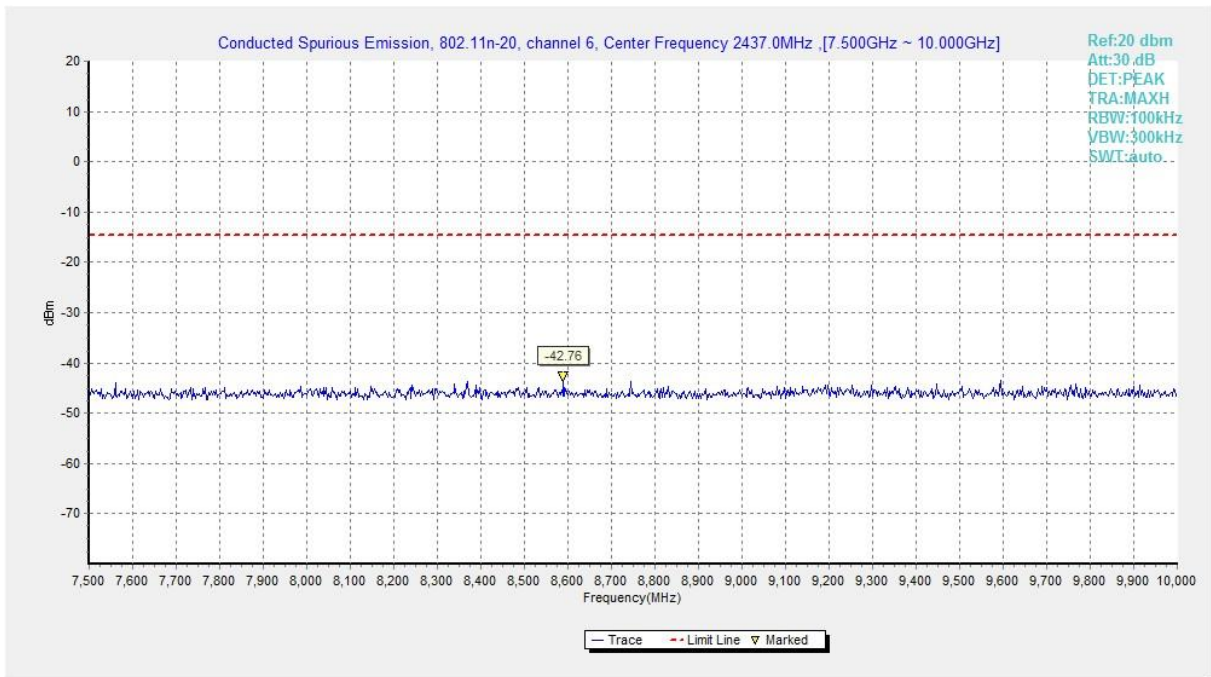
**Fig.A.6.1.58 Transmitter Spurious Emission - Conducted (802.11n-HT20, Ch6, 30 MHz-1 GHz)**



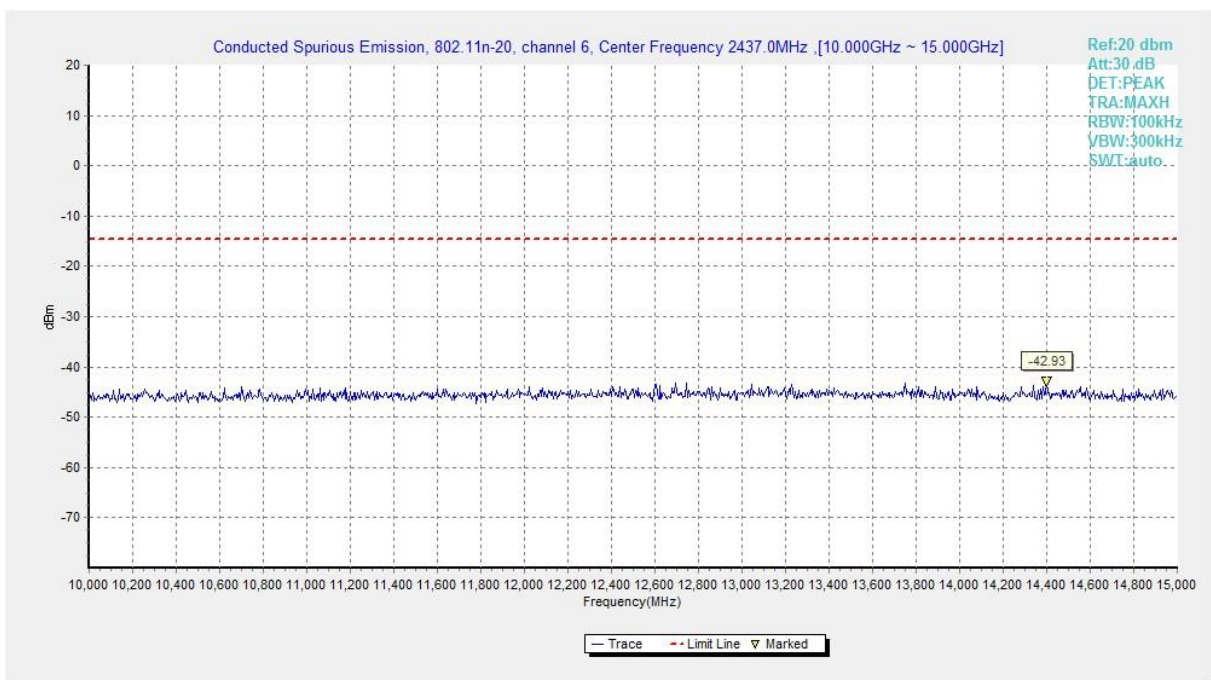
**Fig.A.6.1.59 Transmitter Spurious Emission - Conducted (802.11n-HT20, Ch6, 1 GHz-2.5 GHz)**



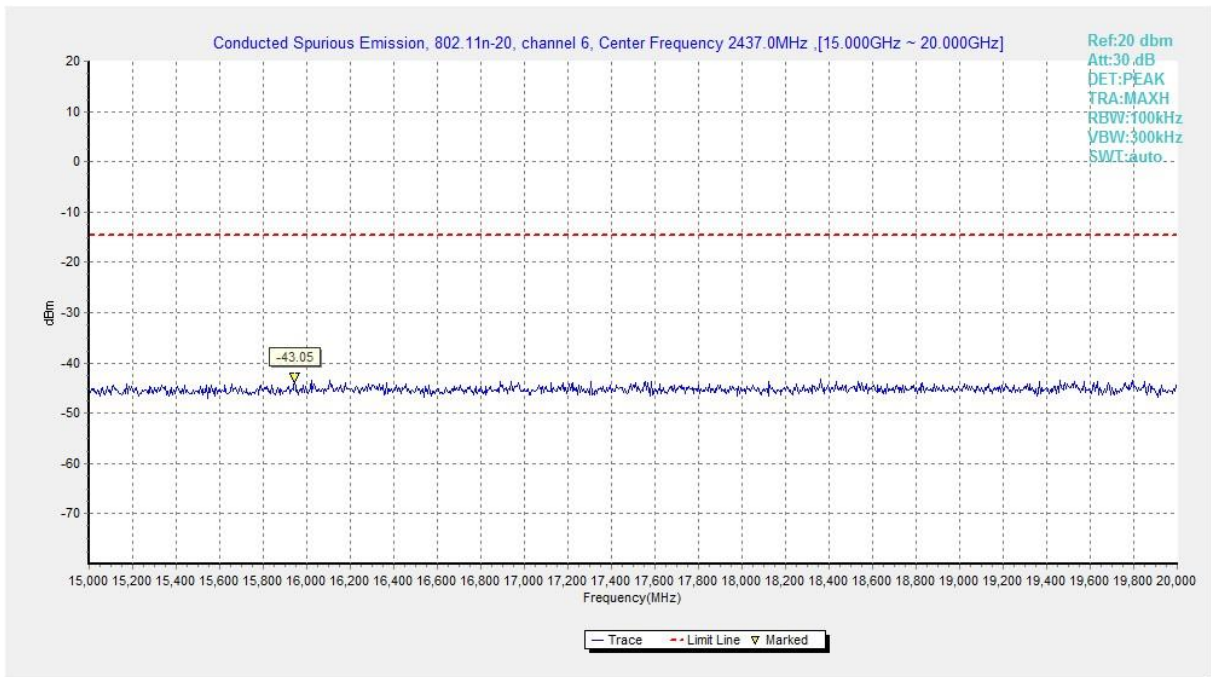
**Fig.A.6.1.60 Transmitter Spurious Emission - Conducted (802.11n-HT20, Ch6, 2.5 GHz-7.5 GHz)**



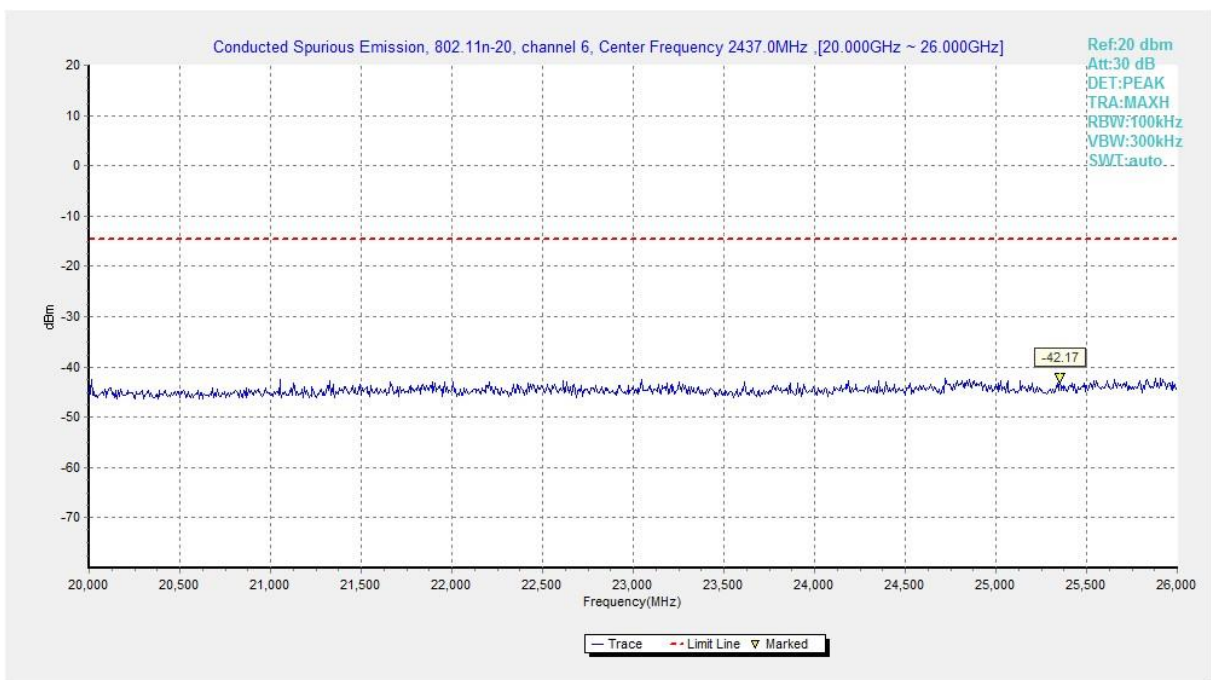
**Fig.A.6.1.61 Transmitter Spurious Emission - Conducted (802.11n-HT20, Ch6, 7.5 GHz-10 GHz)**



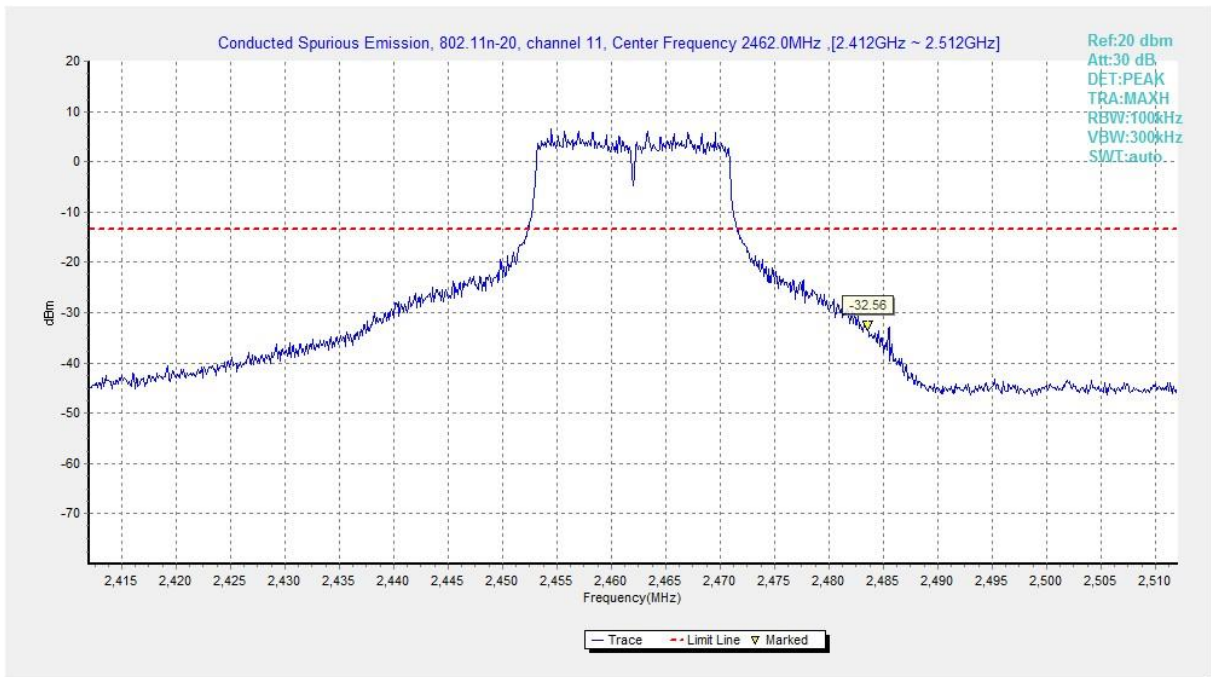
**Fig.A.6.1.62 Transmitter Spurious Emission - Conducted (802.11n-HT20, Ch6, 10 GHz-15 GHz)**



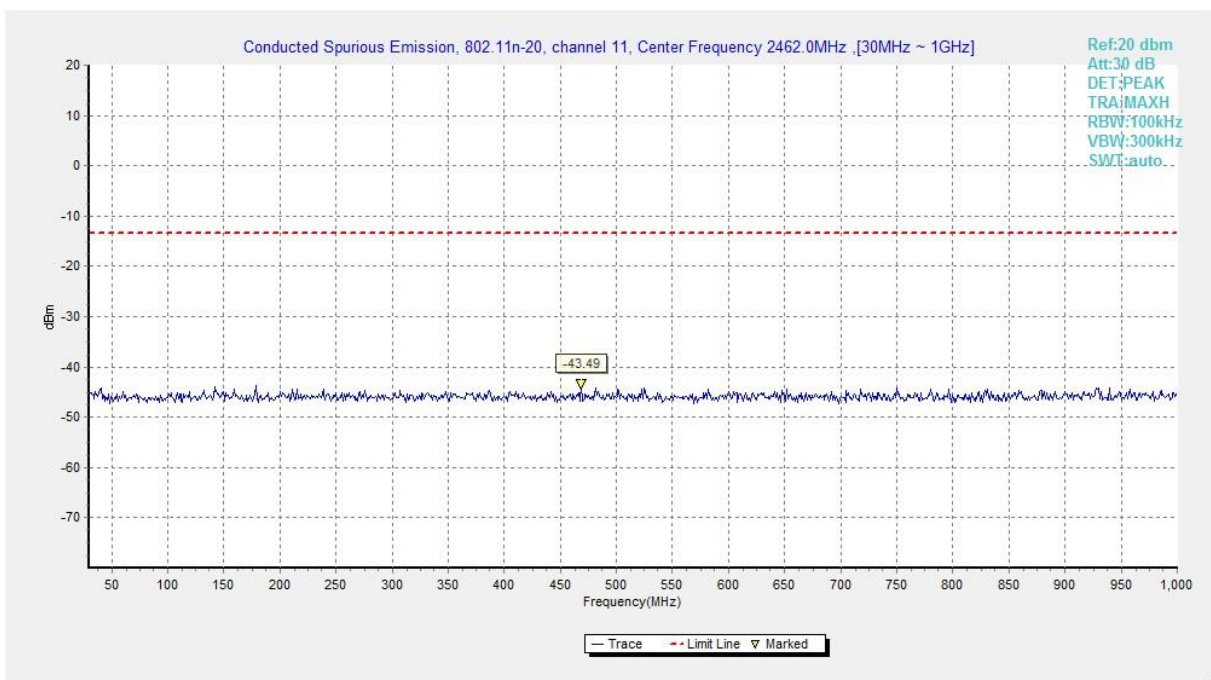
**Fig.A.6.1.63 Transmitter Spurious Emission - Conducted (802.11n-HT20, Ch6, 15 GHz-20 GHz)**



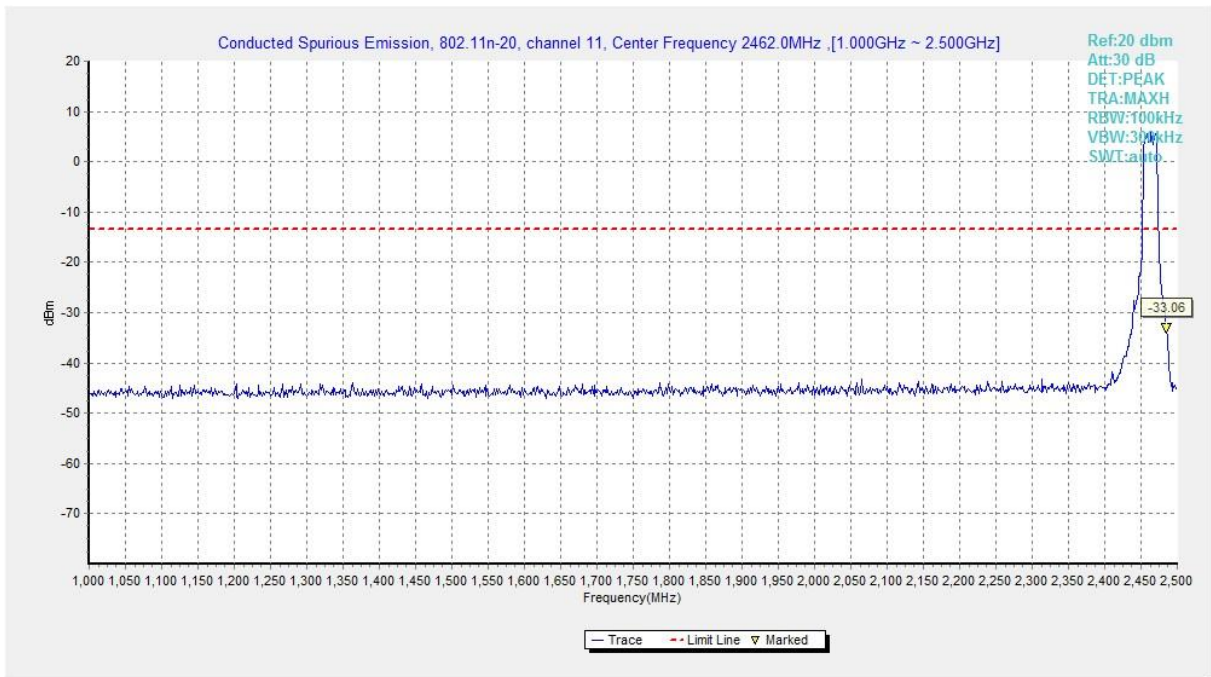
**Fig.A.6.1.64 Transmitter Spurious Emission - Conducted (802.11n-HT20, Ch6, 20 GHz-26 GHz)**



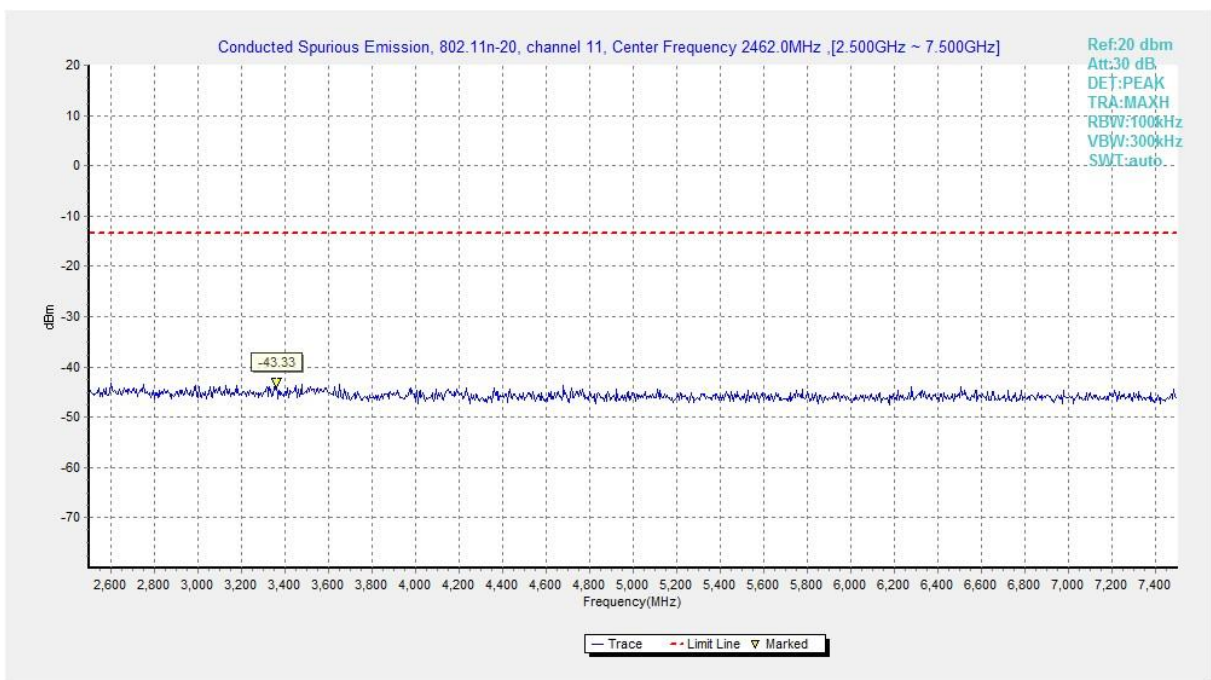
**Fig.A.6.1.65 Transmitter Spurious Emission - Conducted (802.11n-HT20, Ch11, Center Frequency)**



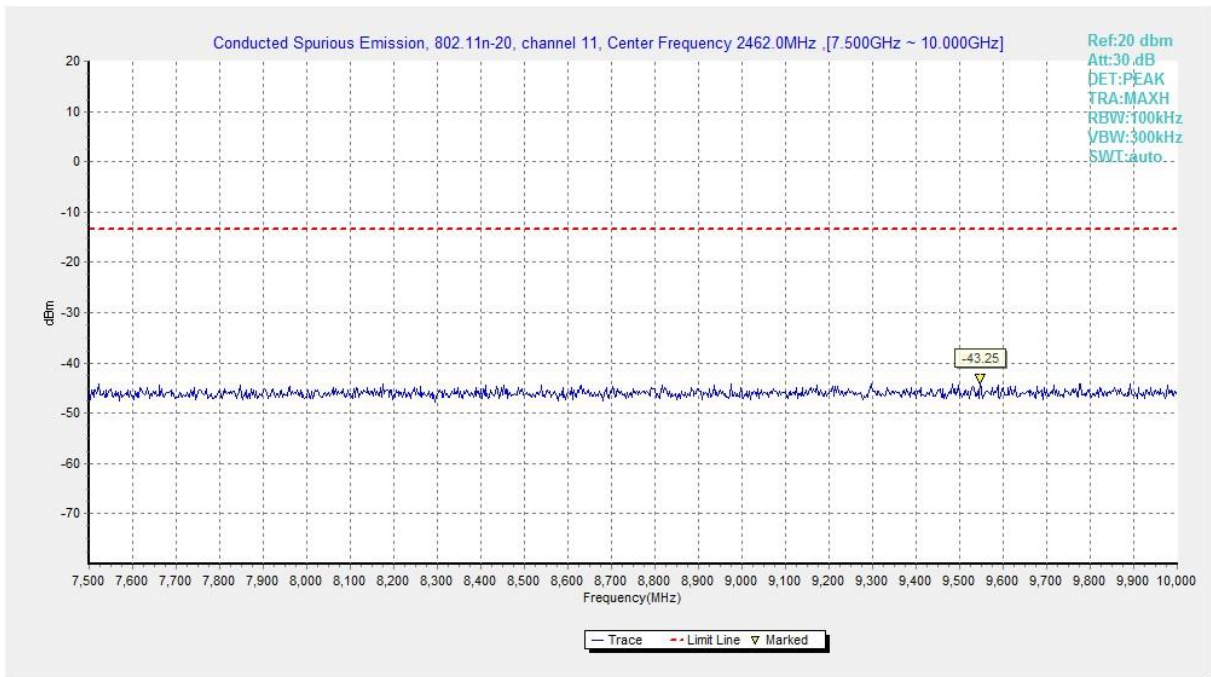
**Fig.A.6.1.66 Transmitter Spurious Emission - Conducted (802.11n-HT20, Ch11, 30 MHz-1 GHz)**



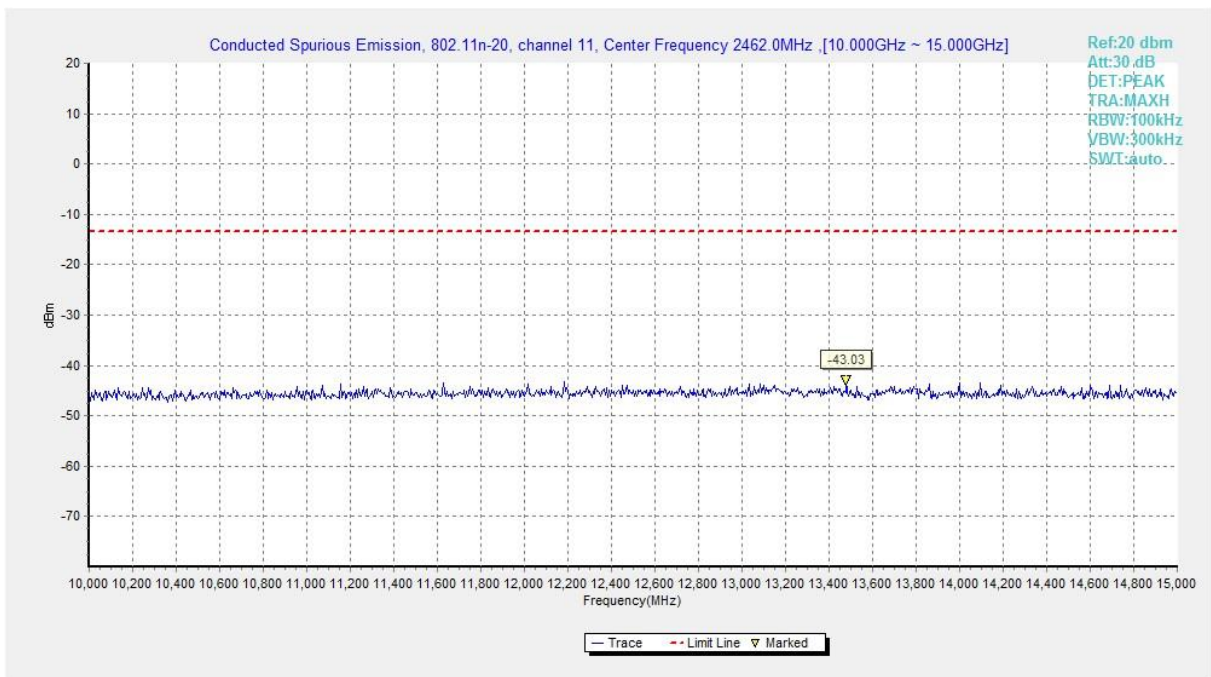
**Fig.A.6.1.67 Transmitter Spurious Emission - Conducted (802.11n-HT20, Ch11, 1 GHz-2.5 GHz)**



**Fig.A.6.1.68 Transmitter Spurious Emission - Conducted (802.11n-HT20, Ch11, 2.5 GHz-7.5 GHz)**

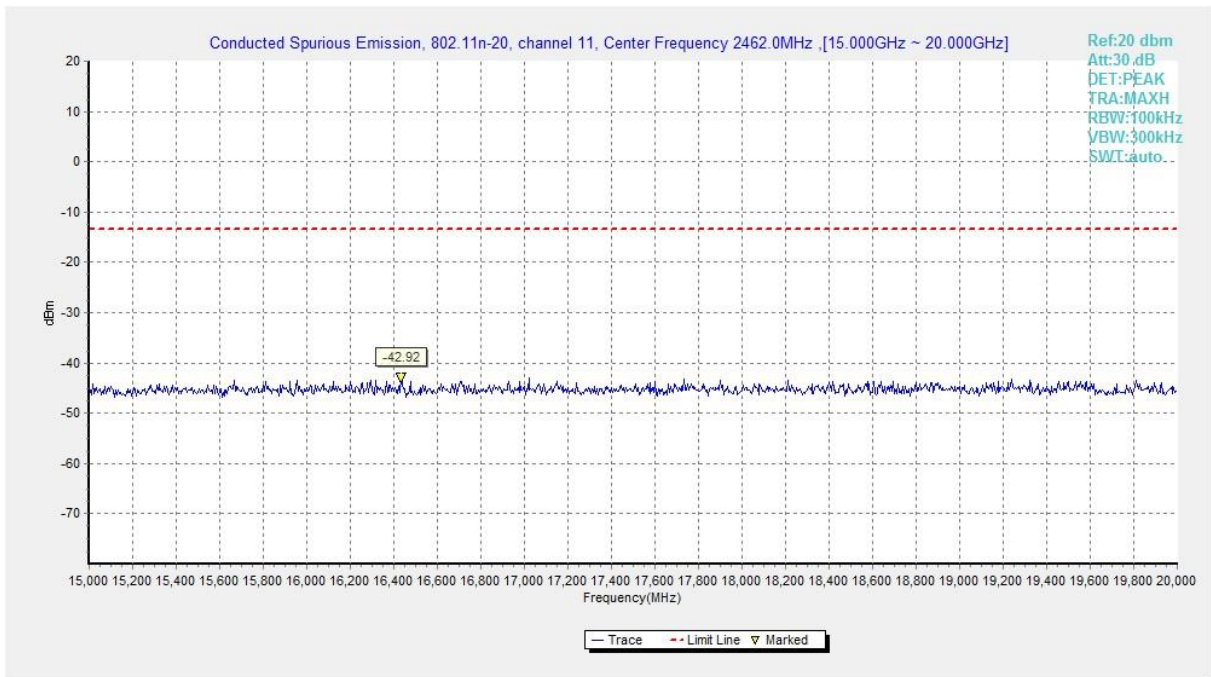


**Fig.A.6.1.69 Transmitter Spurious Emission - Conducted (802.11n-HT20, Ch11, 7.5 GHz-10 GHz)**

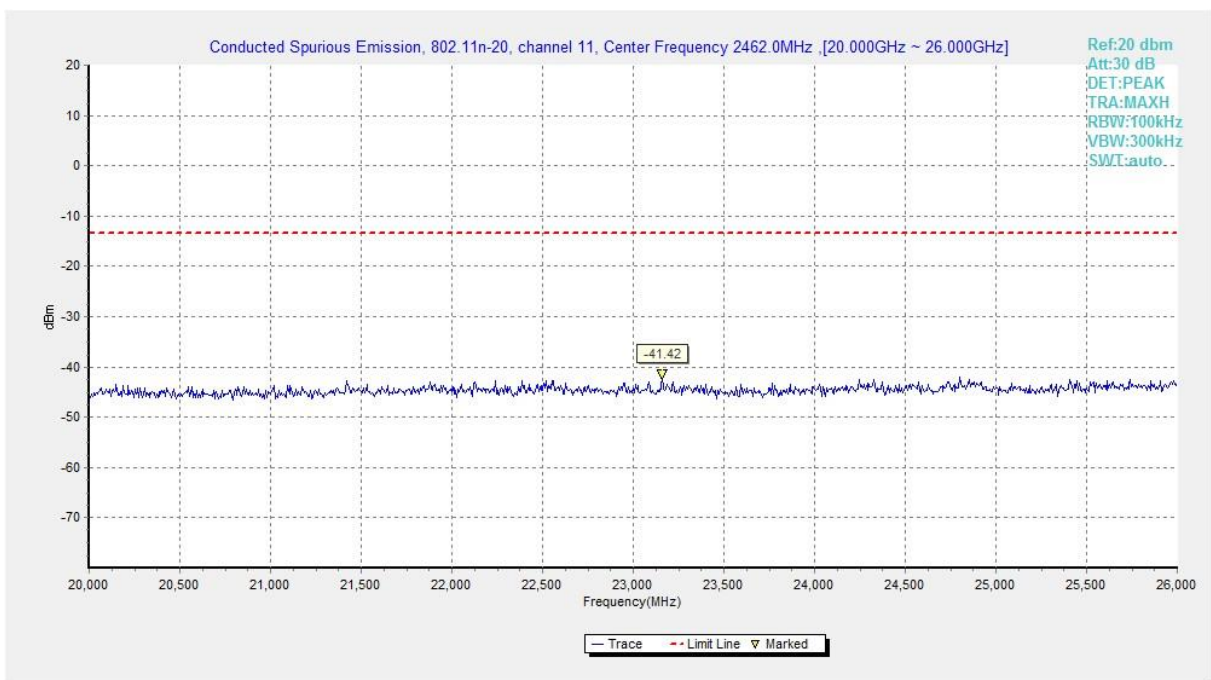


**Fig.A.6.1.70 Transmitter Spurious Emission - Conducted (802.11n-HT20, Ch11, 10 GHz-15 GHz)**





**Fig.A.6.1.71 Transmitter Spurious Emission - Conducted (802.11n-HT20, Ch11, 15 GHz-20 GHz)**



**Fig.A.6.1.72 Transmitter Spurious Emission - Conducted (802.11n-HT20, Ch11, 20 GHz-26 GHz)**

## A.6.2 Transmitter Spurious Emission - Radiated

**Method of Measurement:** See ANSI C63.10-2013-clause 6.4 & 6.5 & 6.6

**Measurement Limit:**

Standard	Limit
FCC 47 CFR Part 15.247, 15.205, 15.209	20dB below peak output power

In addition, radiated emissions which fall in the restricted bands, as defined in § 15.205(a), must also comply with the radiated emission limits specified in § 15.209(a) (see § 15.205(c)).

**Limit in restricted band:**

Frequency of emission (MHz)	Field strength(uV/m)	Field strength(dBuV/m)
30-88	100	40
88-216	150	43.5
216-960	200	46
Above 960	500	54

Frequency (MHz)	Field strength( $\mu$ V/m)	Measurement distance (m)
0.009 - 0.490	2400/F(kHz)	300
0.490 - 1.705	24000/F(kHz)	30
1.705 – 30.0	30	30

### Test Condition

The EUT was placed on a non-conductive table. The measurement antenna was placed at a distance of 3 meters from the EUT. During the tests, the antenna height and the EUT azimuth were varied in order to identify the maximum level of emissions from the EUT. This maximization process was repeated with the EUT positioned in each of its three orthogonal orientations.

Frequency of emission (MHz)	RBW/VBW	Sweep Time(s)
30-1000	100KHz/300KHz	5
1000-4000	1MHz/1MHz	15
4000-18000	1MHz/1MHz	40
18000-26500	1MHz/1MHz	20

**EUT ID:** EUT1

**Measurement Results:**
**802.11b mode**

Mode	Channel	Frequency Range	Test Results	Conclusion
802.11b	1	2.31GHz~2.43GHz---L	Fig.A.6.2.1	<b>P</b>
	11	2.45GHz~2.50GHz---H	Fig.A.6.2.2	<b>P</b>

**802.11g mode**

Mode	Channel	Frequency Range	Test Results	Conclusion
802.11g	1	2.31GHz~2.43GHz---L	Fig.A.6.2.3	<b>P</b>
	11	2.45GHz~2.50GHz---H	Fig.A.6.2.4	<b>P</b>

**802.11n-HT20 mode**

Mode	Channel	Frequency Range	Test Results	Conclusion
802.11n (HT20)	1	2.31GHz~2.43GHz---L	Fig.A.6.2.5	<b>P</b>
	11	2.45GHz~2.50GHz---H	Fig.A.6.2.6	<b>P</b>

**Conclusion: Pass**
**Note:**

A "reference path loss" is established and the  $A_{Rpl}$  is the attenuation of "reference path loss", and including the gain of receive antenna, the gain of the preamplifier, the cable loss.

$P_{Mea}$  is the field strength recorded from the instrument.

The measurement results are obtained as described below:

$$\text{Result} = P_{Mea} + A_{Rpl} = P_{Mea} + \text{Cable Loss} + \text{Antenna Factor}$$

**Peak**
**802.11b**

## Ch1

Frequency (MHz)	Measurement Result (dB $\mu$ V/m)	Cable loss (dB)	Antenna Factor (dB/m)	Receiver Reading (dB $\mu$ V)	Antenna Pol. (H/V)
17712.0	48.9	-25.7	43.4	31.2	V
17782.5	48.8	-25.5	43.4	30.9	H
17920.5	48.8	-25.5	43.4	30.9	H
17944.5	48.7	-25.5	43.4	30.8	V
17475.0	48.6	-26.9	43.4	32.1	H
2389.9	58.4	-14.2	27.2	45.4	H

## Ch6

Frequency (MHz)	Measurement Result (dB $\mu$ V/m)	Cable loss (dB)	Antenna Factor (dB/m)	Receiver Reading (dB $\mu$ V)	Antenna Pol. (H/V)
17619.0	48.8	-25.7	43.4	31.1	V
17896.5	48.6	-25.5	43.4	30.7	V
17952.0	48.5	-25.5	43.4	30.6	H
17494.5	48.4	-26.9	43.4	31.9	H
17578.5	48.4	-25.7	43.4	30.7	H
17781.0	48.4	-25.5	43.4	30.5	V

## Ch11

Frequency (MHz)	Measurement Result (dB $\mu$ V/m)	Cable loss (dB)	Antenna Factor (dB/m)	Receiver Reading (dB $\mu$ V)	Antenna Pol. (H/V)
17532.0	49.5	-26.9	43.4	33.0	V
17892.0	49.3	-25.5	43.4	31.4	V
17974.5	49.2	-25.5	43.4	31.3	V
17476.5	48.9	-26.9	43.4	32.4	V
17880.0	48.7	-25.5	43.4	30.8	H
2486.5	55.8	-14.2	27.2	42.8	H

**802.11g**
**Ch1**

Frequency (MHz)	Measurement Result (dB $\mu$ V/m)	Cable loss (dB)	Antenna Factor (dB/m)	Receiver Reading (dB $\mu$ V)	Antenna Pol. (H/V)
17458.5	48.8	-26.9	43.4	32.3	V
17965.5	48.8	-25.5	43.4	30.9	H
17994.0	48.7	-25.5	43.4	30.8	H
17958.0	48.6	-25.5	43.4	30.7	V
17805.0	48.5	-25.5	43.4	30.6	H
2389.0	67.9	-14.2	27.2	54.9	H

**Ch6**

Frequency (MHz)	Measurement Result (dB $\mu$ V/m)	Cable loss (dB)	Antenna Factor (dB/m)	Receiver Reading (dB $\mu$ V)	Antenna Pol. (H/V)
17832.0	49	-25.5	43.4	31.1	H
17914.5	49	-25.5	43.4	31.1	H
17889.0	48.9	-25.5	43.4	31.0	V
17245.5	48.5	-25.9	40.1	34.3	V
17649.0	48.5	-25.7	43.4	30.8	V
17380.5	48.4	-25.9	40.1	34.2	V

**Ch11**

Frequency (MHz)	Measurement Result (dB $\mu$ V/m)	Cable loss (dB)	Antenna Factor (dB/m)	Receiver Reading (dB $\mu$ V)	Antenna Pol. (H/V)
17980.5	49.4	-25.5	43.4	31.5	V
17533.5	48.9	-26.9	43.4	32.4	V
17883.0	48.8	-25.5	43.4	30.9	H
17934.0	48.6	-25.5	43.4	30.7	V
17848.5	48.4	-25.5	43.4	30.5	V
2485.2	65.2	-14.2	27.2	52.2	H

**802.11n-HT20**

## Ch1

Frequency (MHz)	Measurement Result (dB $\mu$ V/m)	Cable loss (dB)	Antenna Factor (dB/m)	Receiver Reading (dB $\mu$ V)	Antenna Pol. (H/V)
17629.5	49.5	-25.7	43.4	31.8	H
17808.0	48.9	-25.5	43.4	31.0	H
17898.0	48.9	-25.5	43.4	31.0	H
17527.5	48.8	-26.9	43.4	32.3	V
17559.0	48.8	-26.9	43.4	32.3	V
2389.4	69.7	-14.2	27.2	56.7	H

## Ch6

Frequency (MHz)	Measurement Result (dB $\mu$ V/m)	Cable loss (dB)	Antenna Factor (dB/m)	Receiver Reading (dB $\mu$ V)	Antenna Pol. (H/V)
17463.0	49.2	-26.9	43.4	32.7	V
17611.5	48.9	-25.7	43.4	31.2	V
17896.5	48.7	-25.5	43.4	30.8	V
17938.5	48.7	-25.5	43.4	30.8	H
17682.0	48.6	-25.7	43.4	30.9	V
17397.0	48.5	-26.9	43.4	32.0	V

## Ch11

Frequency (MHz)	Measurement Result (dB $\mu$ V/m)	Cable loss (dB)	Antenna Factor (dB/m)	Receiver Reading (dB $\mu$ V)	Antenna Pol. (H/V)
17881.5	49.4	-25.5	43.4	31.5	H
17884.5	49	-25.5	43.4	31.1	H
17428.5	48.8	-26.9	43.4	32.3	V
17797.5	48.8	-25.5	43.4	30.9	V
17868.0	48.6	-25.5	43.4	30.7	H
2485.4	69.3	-14.2	27.2	56.3	H

**Average**
**802.11b**

## Ch1

Frequency (MHz)	Measurement Result (dB $\mu$ V/m)	Cable loss (dB)	Antenna Factor (dB/m)	Receiver Reading (dB $\mu$ V)	Antenna Pol. (H/V)
17994.0	36.5	-25.5	43.4	18.6	V
17911.5	36.4	-25.5	43.4	18.5	V
17916.0	36.4	-25.5	43.4	18.5	V
17926.5	36.4	-25.5	43.4	18.5	V
17988.0	36.4	-25.5	43.4	18.5	H
2389.8	47.0	-14.2	27.2	34.0	H

## Ch6

Frequency (MHz)	Measurement Result (dB $\mu$ V/m)	Cable loss (dB)	Antenna Factor (dB/m)	Receiver Reading (dB $\mu$ V)	Antenna Pol. (H/V)
17881.5	36.5	-25.5	43.4	18.6	H
17994.0	36.5	-25.5	43.4	18.6	V
17995.5	36.5	-25.5	43.4	18.6	V
17791.5	36.4	-25.5	43.4	18.5	V
17808.0	36.4	-25.5	43.4	18.5	V
17872.5	36.4	-25.5	43.4	18.5	V

## Ch11

Frequency (MHz)	Measurement Result (dB $\mu$ V/m)	Cable loss (dB)	Antenna Factor (dB/m)	Receiver Reading (dB $\mu$ V)	Antenna Pol. (H/V)
17994.0	36.7	-25.5	43.4	18.8	V
17985.0	36.6	-25.5	43.4	18.7	V
17992.5	36.6	-25.5	43.4	18.7	V
17955.0	36.5	-25.5	43.4	18.6	V
17988.0	36.5	-25.5	43.4	18.6	V
2485.2	43.5	-14.2	27.2	30.5	H

**802.11g**
**Ch1**

Frequency (MHz)	Measurement Result (dB $\mu$ V/m)	Cable loss (dB)	Antenna Factor (dB/m)	Receiver Reading (dB $\mu$ V)	Antenna Pol. (H/V)
17992.5	36.7	-25.5	43.4	18.8	V
17991.0	36.6	-25.5	43.4	18.7	V
17803.5	36.5	-25.5	43.4	18.6	V
17815.5	36.5	-25.5	43.4	18.6	V
17920.5	36.5	-25.5	43.4	18.6	V
2390.0	52.7	-14.2	27.2	39.7	H

**Ch6**

Frequency (MHz)	Measurement Result (dB $\mu$ V/m)	Cable loss (dB)	Antenna Factor (dB/m)	Receiver Reading (dB $\mu$ V)	Antenna Pol. (H/V)
17985.0	36.6	-25.5	43.4	18.7	V
17895.0	36.5	-25.5	43.4	18.6	V
17974.5	36.5	-25.5	43.4	18.6	H
17989.5	36.5	-25.5	43.4	18.6	V
17991.0	36.5	-25.5	43.4	18.6	V
17992.5	36.5	-25.5	43.4	18.6	H

**Ch11**

Frequency (MHz)	Measurement Result (dB $\mu$ V/m)	Cable loss (dB)	Antenna Factor (dB/m)	Receiver Reading (dB $\mu$ V)	Antenna Pol. (H/V)
17976.0	36.6	-25.5	43.4	18.7	V
17983.5	36.6	-25.5	43.4	18.7	V
17992.5	36.6	-25.5	43.4	18.7	V
17772.0	36.5	-25.5	43.4	18.6	V
17886.0	36.5	-25.5	43.4	18.6	V
2485.1	48.3	-14.2	27.2	35.3	H



**802.11n-HT20**
**Ch1**

Frequency (MHz)	Measurement Result (dB $\mu$ V/m)	Cable loss (dB)	Antenna Factor (dB/m)	Receiver Reading (dB $\mu$ V)	Antenna Pol. (H/V)
17895.0	36.6	-25.5	43.4	18.7	V
17986.5	36.6	-25.5	43.4	18.7	H
17994.0	36.6	-25.5	43.4	18.7	V
17781.0	36.5	-25.5	43.4	18.6	V
17896.5	36.5	-25.5	43.4	18.6	V
2390.0	52.6	-14.2	27.2	39.6	H

**Ch6**

Frequency (MHz)	Measurement Result (dB $\mu$ V/m)	Cable loss (dB)	Antenna Factor (dB/m)	Receiver Reading (dB $\mu$ V)	Antenna Pol. (H/V)
17992.5	36.7	-25.5	43.4	18.8	V
17904.0	36.6	-25.5	43.4	18.7	V
17997.0	36.6	-25.5	43.4	18.7	V
17901.0	36.5	-25.5	43.4	18.6	V
17902.5	36.5	-25.5	43.4	18.6	V
17964.0	36.5	-25.5	43.4	18.6	V

**Ch11**

Frequency (MHz)	Measurement Result (dB $\mu$ V/m)	Cable loss (dB)	Antenna Factor (dB/m)	Receiver Reading (dB $\mu$ V)	Antenna Pol. (H/V)
17991.0	36.7	-25.5	43.4	18.8	H
17898.0	36.6	-25.5	43.4	18.7	V
17914.5	36.6	-25.5	43.4	18.7	V
17976.0	36.6	-25.5	43.4	18.7	V
17988.0	36.6	-25.5	43.4	18.7	V
2485.0	50.5	-14.2	27.2	37.5	H