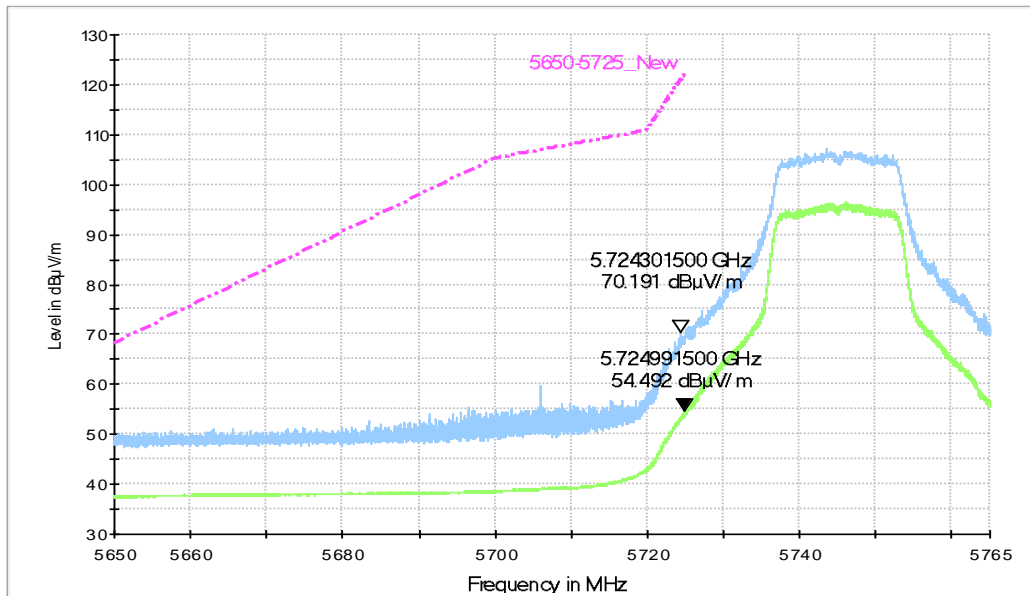
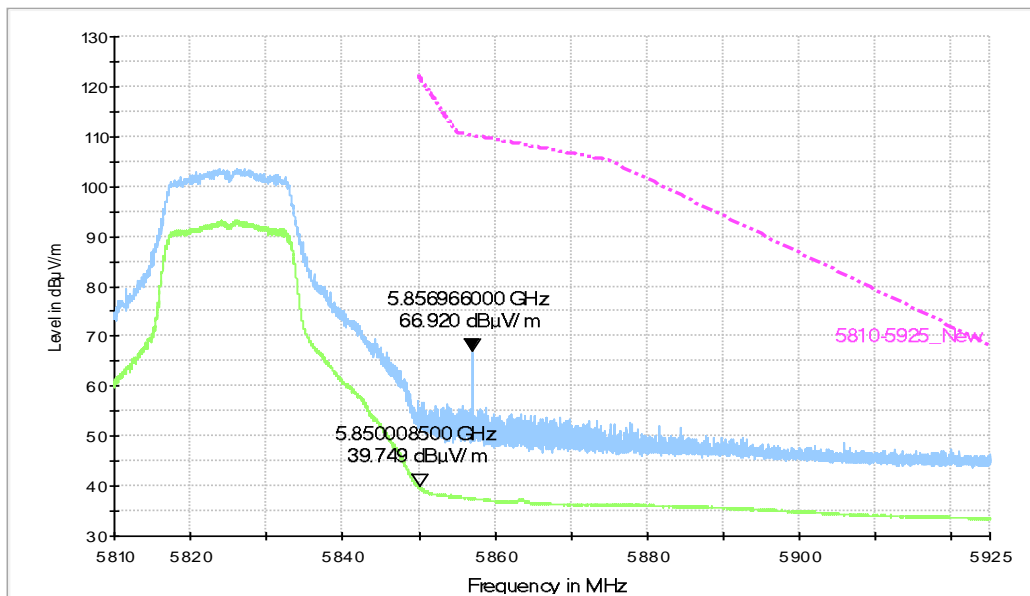


RE - Power-5.650GHz-5.765GHz



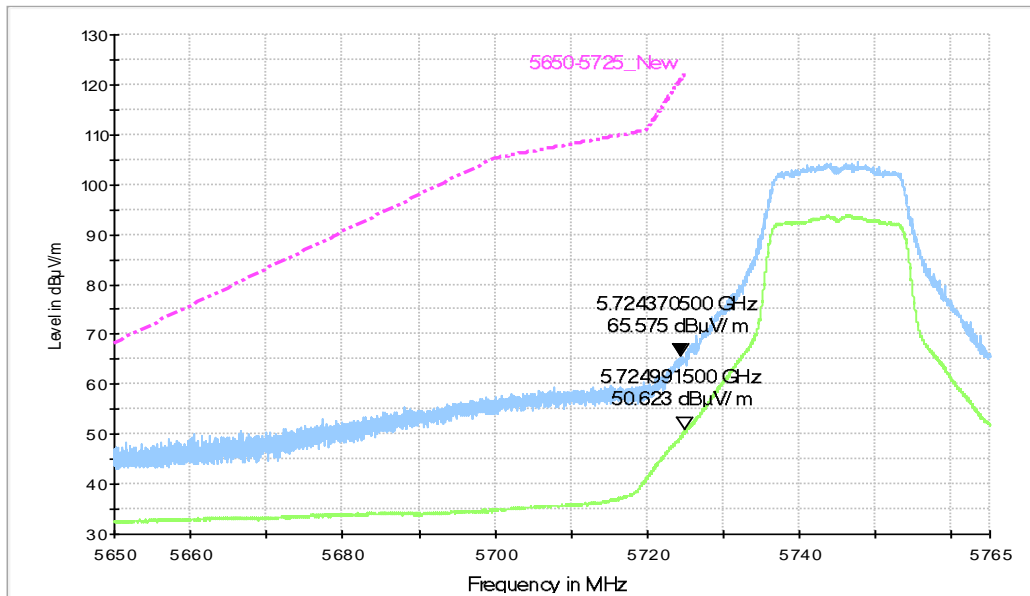
**Fig. 83 Band Edges (802.11a, 5745MHz)**

RE - Power-5.810GHz-5.925GHz



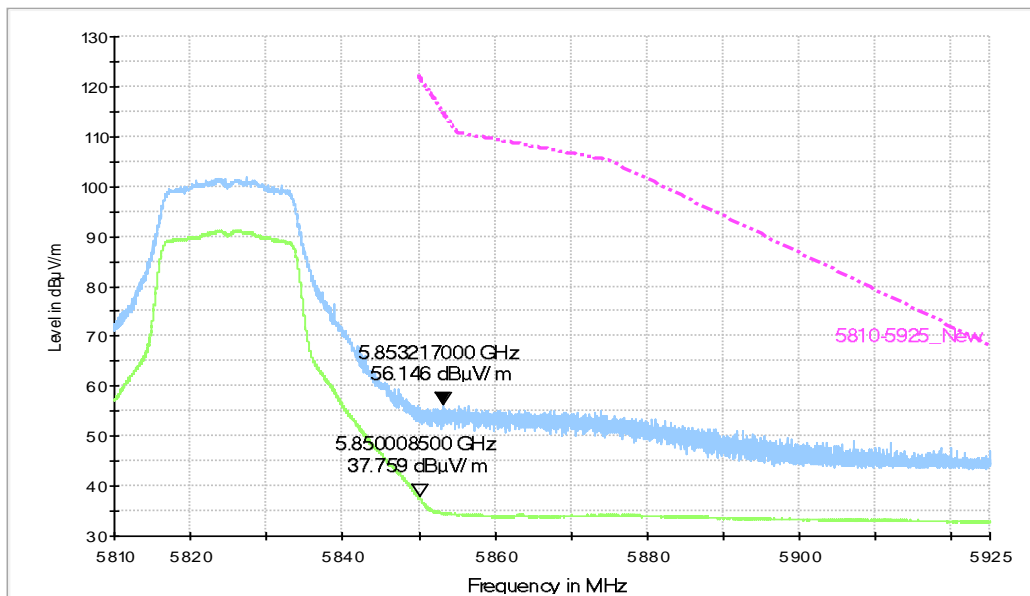
**Fig. 84 Band Edges (802.11a, 5825MHz)**

RE - Power-5.650GHz-5.765GHz



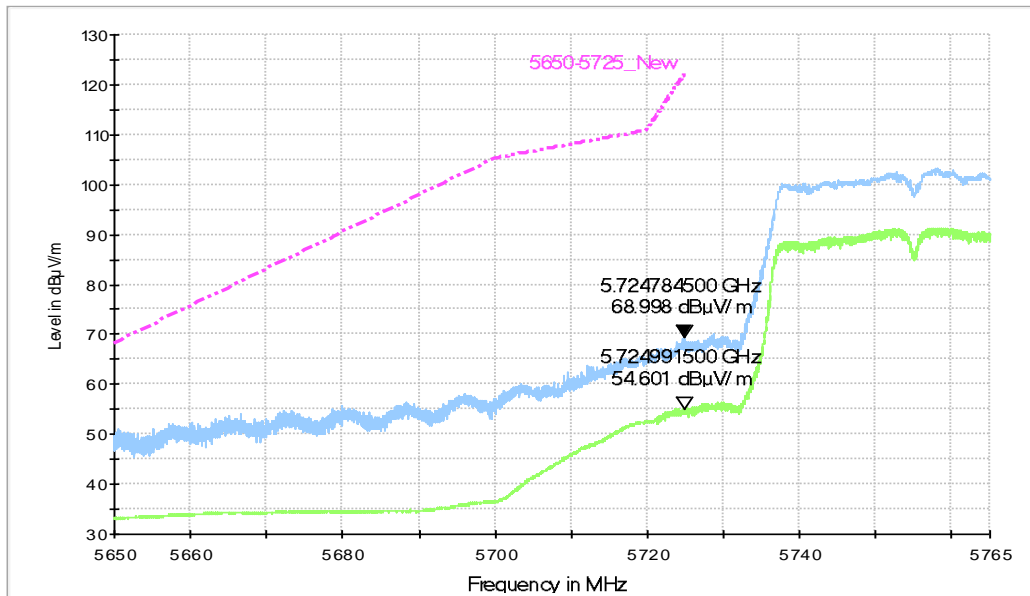
**Fig. 85 Band Edges (802.11n-HT20, 5745MHz)**

RE - Power-5.810GHz-5.925GHz



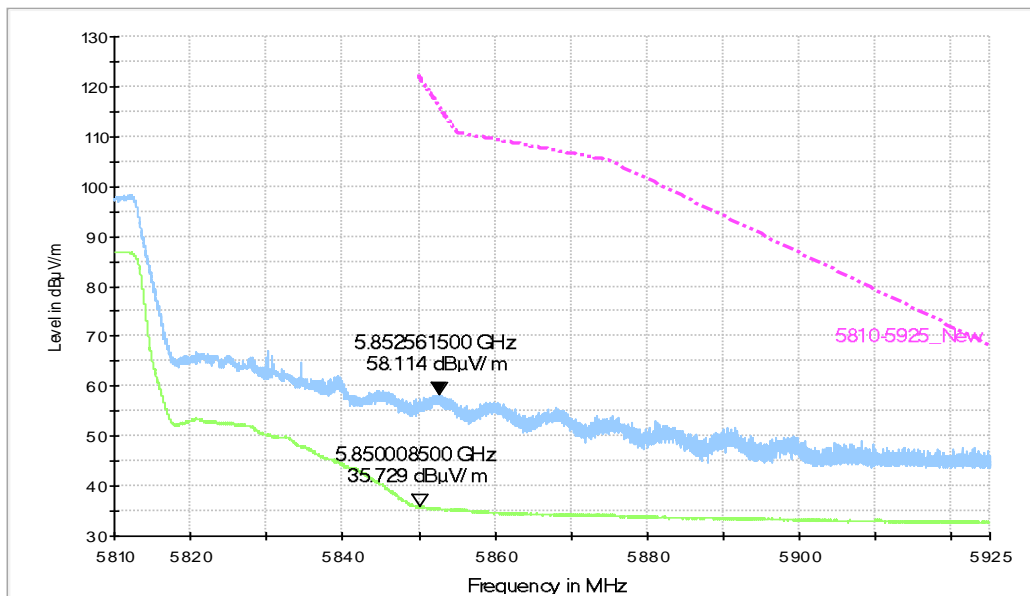
**Fig. 86 Band Edges (802.11n-HT20, 5825MHz)**

RE - Power-5.650GHz-5.765GHz



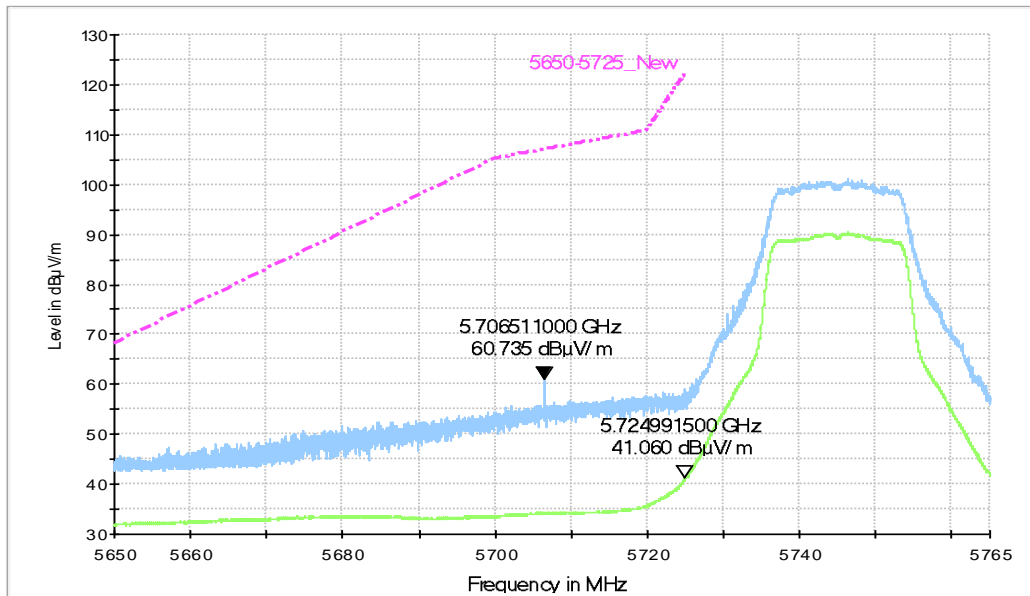
**Fig. 87 Band Edges (802.11n-HT40, 5755MHz)**

RE - Power-5.810GHz-5.925GHz



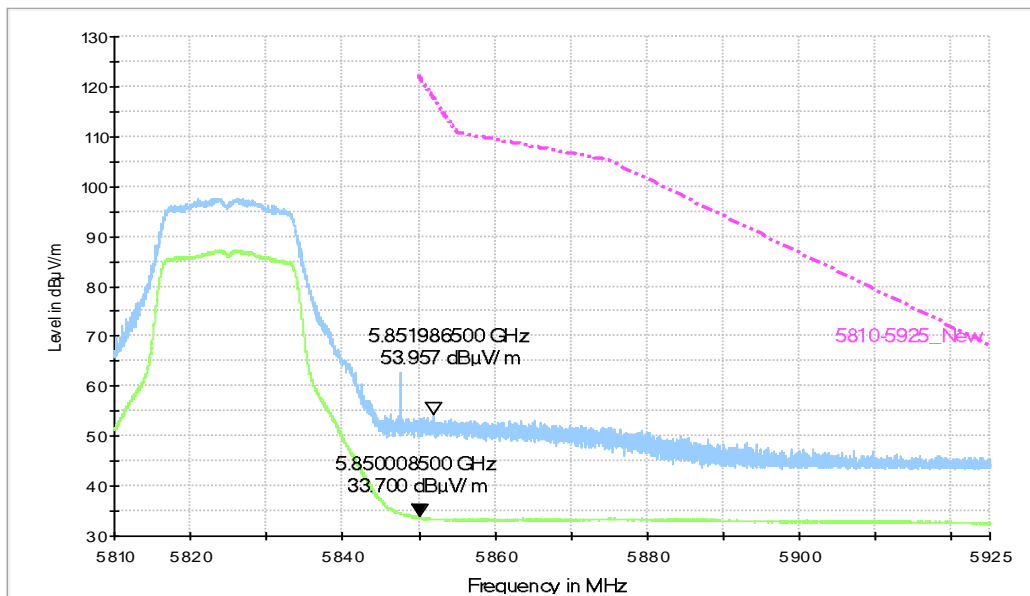
**Fig. 88 Band Edges (802.11n-HT40, 5795MHz)**

RE - Power-5.650GHz-5.765GHz



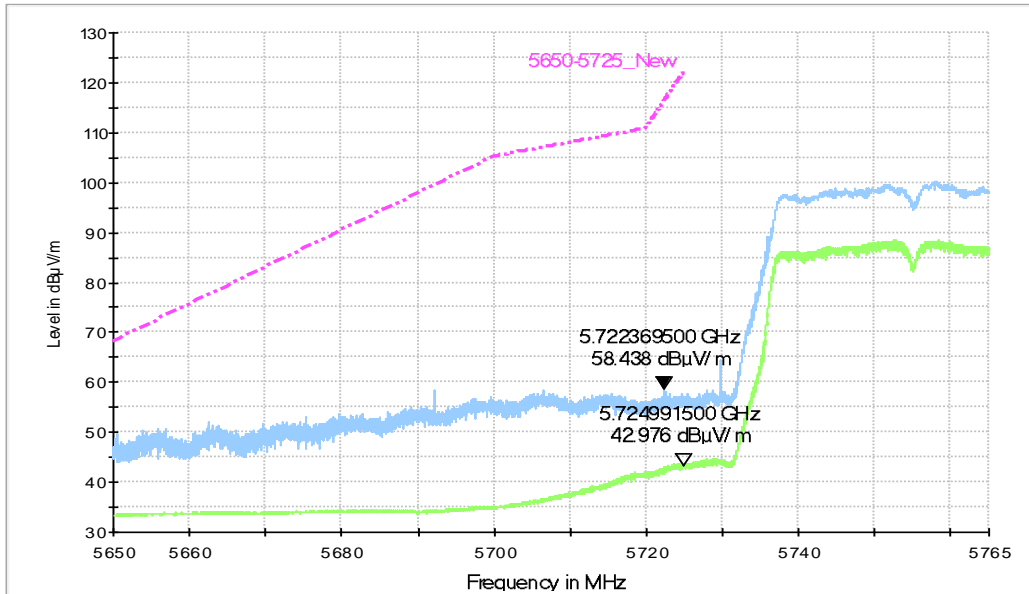
**Fig. 89 Band Edges (802.11ac-HT20, 5745MHz)**

RE - Power-5.810GHz-5.925GHz



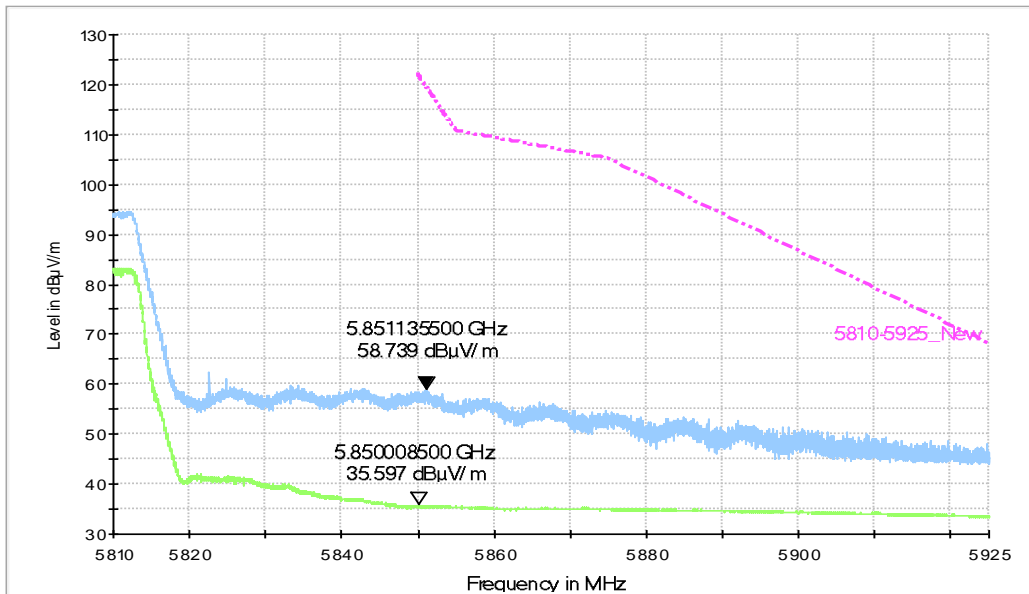
**Fig. 90 Band Edges (802.11ac-HT20, 5825MHz)**

RE - Power-5.650GHz-5.765GHz



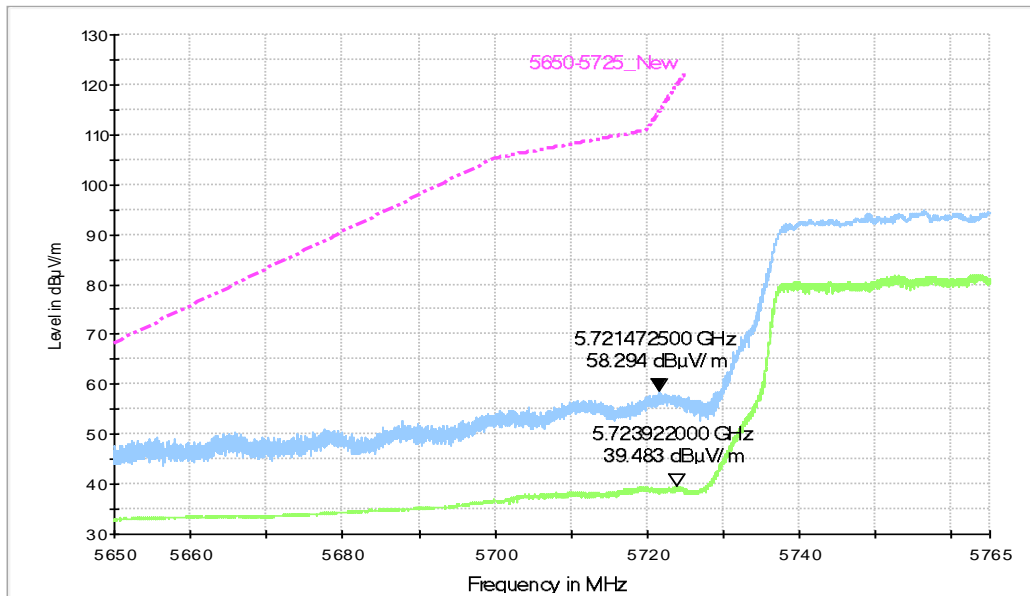
**Fig. 91 Band Edges (802.11ac-HT40, 5755MHz)**

RE - Power-5.810GHz-5.925GHz



**Fig. 92 Band Edges (802.11ac-HT40, 5795MHz)**

RE - Power-5.650GHz-5.765GHz



**Fig. 93 Band Edges (802.11ac-HT80, 5775MHz)**

### A.7. AC Powerline Conducted Emission

**Test Condition:**

Voltage (V)	Frequency (Hz)
110	60

**Measurement uncertainty:**

Expanded measurement uncertainty for this test item is  $U = 3.2\text{dB}$ ,  $k=2$ .

**Measurement Result and limit:**

WLAN (Quasi-peak Limit)

Frequency range (MHz)	Quasi-peak Limit (dB $\mu$ V)	Result (dB $\mu$ V)		Conclusion
		With charger		
		802.11a	Idle	
0.15 to 0.5	66 to 56	Fig.94	Fig.95	<b>P</b>
0.5 to 5	56			
5 to 30	60			

NOTE: The limit decreases linearly with the logarithm of the frequency in the range 0.15 MHz to 0.5 MHz.

WLAN (Average Limit)

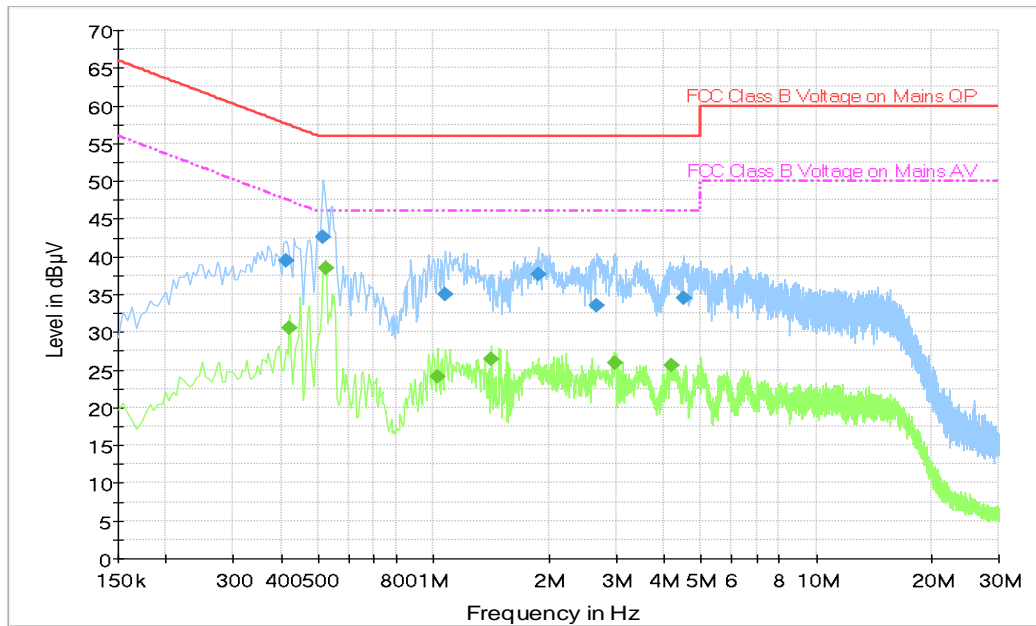
Frequency range (MHz)	Average Limit (dB $\mu$ V)	Result (dB $\mu$ V)		Conclusion
		With charger		
		802.11a	Idle	
0.15 to 0.5	56 to 46	Fig.94	Fig.95	<b>P</b>
0.5 to 5	46			
5 to 30	50			

NOTE: The limit decreases linearly with the logarithm of the frequency in the range 0.15 MHz to 0.5 MHz.

The measurement is made according to ANSI C63.10 .

**Conclusion: PASS**

**Test graphs as below:**



**Fig. 94 AC Powerline Conducted Emission-802.11a**

**Final Result 1**

Frequency (MHz)	QuasiPeak (dBµV)	Meas. Time (ms)	Bandwidth (kHz)	Filter	Line	Corr. (dB)	Margin (dB)	Limit (dBµV)
0.411000	39.5	2000.0	9.000	On	L1	19.9	18.2	57.6
0.514500	42.6	2000.0	9.000	On	L1	19.9	13.4	56.0
1.072500	35.1	2000.0	9.000	On	L1	19.6	20.9	56.0
1.878000	37.6	2000.0	9.000	On	L1	19.7	18.4	56.0
2.665500	33.5	2000.0	9.000	On	L1	19.7	22.5	56.0
4.501500	34.5	2000.0	9.000	On	L1	19.6	21.5	56.0

**Final Result 2**

Frequency (MHz)	Average (dBµV)	Meas. Time (ms)	Bandwidth (kHz)	Filter	Line	Corr. (dB)	Margin (dB)	Limit (dBµV)
0.420000	30.5	2000.0	9.000	On	N	19.9	17.0	47.4
0.523500	38.5	2000.0	9.000	On	N	19.9	7.5	46.0
1.023000	24.1	2000.0	9.000	On	L1	19.6	21.9	46.0
1.419000	26.4	2000.0	9.000	On	N	19.6	19.6	46.0
2.994000	25.9	2000.0	9.000	On	L1	19.7	20.1	46.0
4.195500	25.6	2000.0	9.000	On	L1	19.6	20.4	46.0



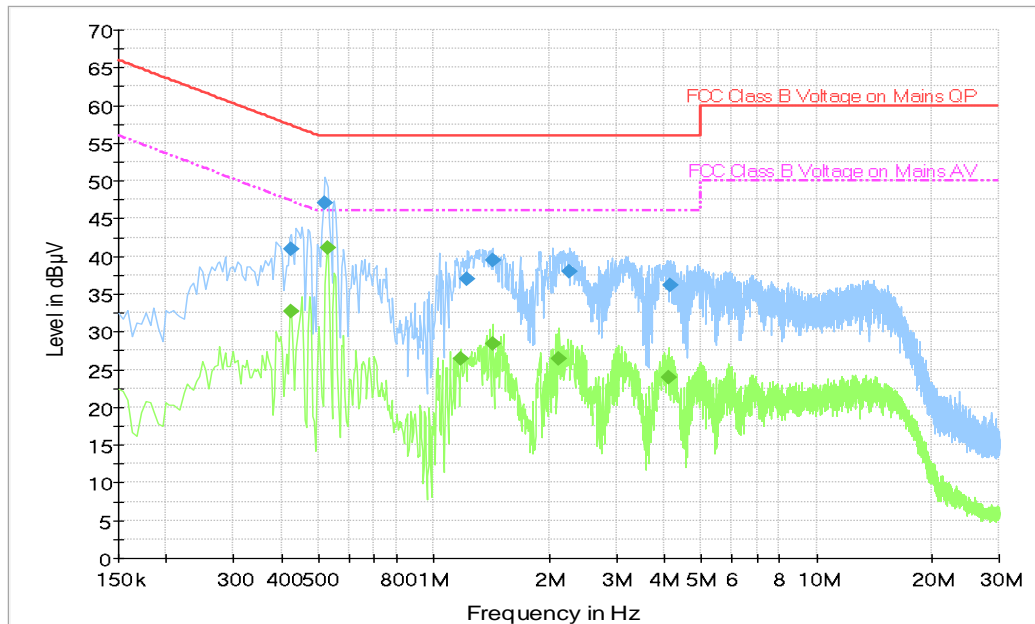


Fig. 95 AC Powerline Conducted Emission-Idle

**Final Result 1**

Frequency (MHz)	QuasiPeak (dBµV)	Meas. Time (ms)	Bandwidth (kHz)	Filter	Line	Corr. (dB)	Margin (dB)	Limit (dBµV)
0.424500	41.0	2000.0	9.000	On	L1	19.9	16.3	57.4
0.519000	47.1	2000.0	9.000	On	L1	19.9	8.9	56.0
1.225500	37.1	2000.0	9.000	On	L1	19.6	18.9	56.0
1.423500	39.4	2000.0	9.000	On	L1	19.6	16.6	56.0
2.265000	37.9	2000.0	9.000	On	L1	19.7	18.1	56.0
4.164000	36.2	2000.0	9.000	On	L1	19.6	19.8	56.0

**Final Result 2**

Frequency (MHz)	Average (dBµV)	Meas. Time (ms)	Bandwidth (kHz)	Filter	Line	Corr. (dB)	Margin (dB)	Limit (dBµV)
0.424500	32.7	2000.0	9.000	On	L1	19.9	14.7	47.4
0.528000	41.1	2000.0	9.000	On	L1	19.9	4.9	46.0
1.180500	26.5	2000.0	9.000	On	L1	19.6	19.5	46.0
1.423500	28.4	2000.0	9.000	On	L1	19.6	17.6	46.0
2.130000	26.3	2000.0	9.000	On	L1	19.7	19.7	46.0
4.101000	23.9	2000.0	9.000	On	L1	19.6	22.1	46.0

**ANNEX B: Accreditation Certificate**

United States Department of Commerce  
National Institute of Standards and Technology

**NVLAP<sup>®</sup>**

---

**Certificate of Accreditation to ISO/IEC 17025:2005**

---

NVLAP LAB CODE: 600118-0

**Telecommunication Technology Labs, CAICT**  
Beijing  
China

*is accredited by the National Voluntary Laboratory Accreditation Program for specific services,  
listed on the Scope of Accreditation, for:*

**Electromagnetic Compatibility & Telecommunications**

*This laboratory is accredited in accordance with the recognized International Standard ISO/IEC 17025:2005.  
This accreditation demonstrates technical competence for a defined scope and the operation of a laboratory quality  
management system (refer to joint ISO-ILAC-IAF Communique dated January 2009).*

2017-08-22 through 2018-09-30  
*Effective Dates*



  
*For the National Voluntary Laboratory Accreditation Program*

\*\*\* END OF REPORT BODY \*\*\*