



TEST REPORT

No. I17Z60970-WMD03

for

TCL Communication Ltd.

GSM Quad-band/HSPA-UMTS Six-band/LTE 19-band mobile phone

Model Name: BBD100-2

FCC ID: 2ACCJN020

with

Hardware Version: 04

Software Version: AAN966

Issued Date: 2017-09-21



Note:

The test results in this test report relate only to the devices specified in this report. This report shall not be reproduced except in full without the written approval of CTTL.

The report must not be used by the client to claim product certification, approval, or endorsement by NVLAP, NIST, or any agency of the U.S. Government.

Test Laboratory:

CTTL, Telecommunication Technology Labs, CAICT

No. 52, Huayuan North Road, Haidian District, Beijing, P. R. China 100191.

Tel:+86(0)10-62304633-2512, Fax:+86(0)10-62304633-2504

Email: ctl_terminals@caict.ac.cn, website: www.caict.ac.cn

REPORT HISTORY

Report Number	Revision	Description	Issue Date
I17Z60970-WMD03	Rev.0	1 st edition	2017-09-01
I17Z60970-WMD03	Rev.1	2nd edition	2017-09-21



CONTENTS

1. TEST LABORATORY	4
1.1. TESTING LOCATION	4
1.2. TESTING ENVIRONMENT	4
1.3. PROJECT DATA	4
1.4. SIGNATURE.....	4
2. CLIENT INFORMATION	5
2.1. APPLICANT INFORMATION.....	5
2.2. MANUFACTURER INFORMATION.....	5
3. EQUIPMENT UNDER TEST (EUT) AND ANCILLARY EQUIPMENT (AE)	6
3.1. ABOUT EUT.....	6
3.2. INTERNAL IDENTIFICATION OF EUT USED DURING THE TEST	6
3.3. INTERNAL IDENTIFICATION OF AE USED DURING THE TEST.....	6
3.4. GENERAL DESCRIPTION	6
4. REFERENCE DOCUMENTS.....	7
4.1. REFERENCE DOCUMENTS FOR TESTING.....	7
5. LABORATORY ENVIRONMENT.....	8
6. SUMMARY OF TEST RESULTS.....	9
6.1. SUMMARY OF TEST RESULTS	9
6.2. STATEMENTS.....	12
7. TEST EQUIPMENTS UTILIZED.....	13
ANNEX A: MEASUREMENT RESULTS	14
A.1 OUTPUT POWER	14
A.2 EMISSION LIMIT	47
A.3 FREQUENCY STABILITY	68
A.4 OCCUPIED BANDWIDTH.....	74
A.5 EMISSION BANDWIDTH	114
A.6 BAND EDGE COMPLIANCE.....	153
A.7 CONDUCTED SPURIOUS EMISSION	190
A.8 PEAK-TO-AVERAGE POWER RATIO	197
ANNEX B: ACCREDITATION CERTIFICATE	199

1. Test Laboratory

1.1. Testing Location

Location 1: CTTL(huayuan North Road)

Address: No. 52, Huayuan North Road, Haidian District, Beijing,
P. R. China 100191

Location 2: CTTL(Shouxiang)

Address: No. 51 Shouxiang Science Building, Xueyuan Road,
Haidian District, Beijing, P. R. China 100191

1.2. Testing Environment

Normal Temperature: 15-35°C

Relative Humidity: 20-75%

1.3. Project data

Testing Start Date: 2017-08-02

Testing End Date: 2017-09-01

1.4. Signature



Shen Yi

(Prepared this test report)



Zhou Yu

(Reviewed this test report)



Zhao Hui Lin

Deputy Director of the laboratory

(Approved this test report)



2. Client Information

2.1. Applicant Information

Company Name: TCL Communication Ltd.
Address /Post: 5F, C building, No. 232, Liang Jing Road ZhangJiang High-Tech Park,
Pudong Area Shanghai, P.R. China. 201203
Contact: Gong Zhizhou
Email: zhizhou.gong@tcl.com
Telephone: 0086-21-31363544
Fax: 0086-21-61460602

2.2. Manufacturer Information

Company Name: TCL Communication Ltd.
Address /Post: 5F, C building, No. 232, Liang Jing Road ZhangJiang High-Tech Park,
Pudong Area Shanghai, P.R. China. 201203
Contact: Gong Zhizhou
Email: zhizhou.gong@tcl.com
Telephone: 0086-21-31363544
Fax: 0086-21-61460602

3. Equipment Under Test (EUT) and Ancillary Equipment (AE)

3.1. About EUT

Description	GSM Quad-band/HSPA-UMTS Six-band/LTE 19-band mobile phone
Model Name	BBD100-2
FCC ID	2ACCJN020
Antenna	Integrated
Output power	25.52dBm maximum EIRP measured for Band 7
Extreme vol. Limits	3.6VDC to 4.35VDC (nominal: 3.8VDC)
Extreme temp. Tolerance	-10°C to +55°C

Note: Components list, please refer to documents of the manufacturer; it is also included in the original test record of CTTL, Telecommunication Technology Labs, Academy of Telecommunication Research, MIIT

3.2. Internal Identification of EUT used during the test

EUT ID*	IMEI	HW Version	SW Version	Date of receipt
UT51a	014989000001253	04	AAN966	2017-07-31
UT69a	014989000000875	04	AAN966	2017-07-31

*EUT ID: is used to identify the test sample in the lab internally.

3.3. Internal Identification of AE used during the test

AE ID*	Description
AE1	Battery
AE2	Travel charger

AE1

Model	TLp038B1
Manufacturer	BYD
Capacitance	4000mAh

AE2

Model	QC10EU/QC10US/QC10AR
Manufacturer	BYD

*AE ID: is used to identify the test sample in the lab internally.

3.4. General Description

The Equipment Under Test (EUT) is a model of GSM Quad-band/HSPA-UMTS Six-band/LTE 19-band mobile phone with integrated antenna. Manual and specifications of the EUT were provided to fulfil the test.

4. Reference Documents

4.1. Reference Documents for testing

The following documents listed in this section are referred for testing.

Reference	Title	Version
FCC Part 24	PERSONAL COMMUNICATIONS SERVICES	10-1-16 Edition
FCC Part 22	PUBLIC MOBILE SERVICES	10-1-16 Edition
FCC Part 27	MISCELLANEOUS WIRELESS COMMUNICATIONS SERVICES	10-1-16 Edition
ANSI/TIA-603-D	Land Mobile FM or PM Communications Equipment Measurement and Performance Standards	2010
ANSI C63.4	Methods of Measurement of Radio-Noise Emissions from Low-Voltage Electrical and Electronic Equipment in the Range of 9 kHz to 40 GHz	2014
KDB 971168 D01	MEASUREMENT GUIDANCE FOR CERTIFICATION OF LICENSED DIGITAL TRANSMITTERS	v02r02

5. LABORATORY ENVIRONMENT

Control room / conducted chamber did not exceed following limits along the EMC testing:

Temperature	Min. = 15 °C, Max. = 35 °C
Relative humidity	Min. = 20 %, Max. = 80 %
Shielding effectiveness	> 110 dB
Electrical insulation	>2 MΩ
Ground system resistance	< 0.5 Ω

Fully-anechoic chamber 2 (8.6 meters X 6.1 meters X 3.85 meters) did not exceed following limits along the EMC testing:

Temperature	Min. = 15 °C, Max. = 30 °C
Relative humidity	Min. = 35 %, Max. = 60 %
Shielding effectiveness	> 110 dB
Electrical insulation	>2 MΩ
Ground system resistance	< 1 Ω
Site voltage standing-wave ratio (S_{VSWR})	Between 0 and 6 dB, from 1GHz to 18GHz
Uniformity of field strength	Between 0 and 6 dB, from 80 to 4000 MHz

Semi-anechoic chamber 2 / Fully-anechoic chamber 3 (10 meters X 6.7 meters X 6.15 meters) did not exceed following limits along the EMC testing:

Temperature	Min. = 15 °C, Max. = 30 °C
Relative humidity	Min. = 35 %, Max. = 60 %
Shielding effectiveness	> 100 dB
Electrical insulation	>2 MΩ
Ground system resistance	< 0.5 Ω
Normalised site attenuation (NSA)	< ±3.5 dB, 3 m distance
Site voltage standing-wave ratio (S_{VSWR})	Between 0 and 6 dB, from 1GHz to 18GHz
Uniformity of field strength	Between 0 and 6 dB, from 80 to 3000 MHz

6. SUMMARY OF TEST RESULTS

6.1. Summary of test results

Abbreviations used in this clause:		
Verdict Column	P	Pass
	F	Fail
	NA	Not applicable
	NM	Not measured
Location Column	A/B/C/D	The test is performed in test location A, B, C or D which are described in section 1.1 of this report

LTE Band 2

Items	Test Name	Clause in FCC rules	Section in this report	Verdict
1	Output Power	24.232(c)	A.1	P
2	Emission Limit	24.238(a), 2.1051	A.2	P
3	Frequency Stability	24.235, 2.1055	A.3	P
4	Occupied Bandwidth	2.1049(h)(i)	A.4	P
5	Emission Bandwidth	24.238(a)	A.5	P
6	Band Edge Compliance	24.238(a)	A.6	P
7	Conducted Spurious Emission	24.238, 2.1057	A.7	P
8	Peak to Average Power Ratio	24.232 (d)	A.8	P

LTE Band 4

Items	Test Name	Clause in FCC rules	Section in this report	Verdict
1	Output Power	27.50(d)(4)	A.1	P
2	Emission Limit	27.53(h), 2.1051	A.2	P
3	Frequency Stability	27.54, 2.1055	A.3	P
4	Occupied Bandwidth	2.1049(h)(i)	A.4	P
5	Emission Bandwidth	27.53(h)	A.5	P
6	Band Edge Compliance	27.53(h)	A.6	P
7	Conducted Spurious Emission	27.53(h), 2.1057	A.7	P
8	Peak to Average Power Ratio	27.50(a)	A.8	P



LTE Band 5

Items	Test Name	Clause in FCC rules	Section in this report	Verdict
1	Output Power	22.913(a)	A.1	P
2	Emission Limit	22.917, 2.1051	A.2	P
3	Frequency Stability	22.355 2.1055	A.3	P
4	Occupied Bandwidth	2.1049(h)(i)	A.4	P
5	Emission Bandwidth	22.917(b)	A.5	P
6	Band Edge Compliance	22.917(b)	A.6	P
7	Conducted Spurious Emission	22.917, 2.1057	A.7	P

LTE Band 7

Items	Test Name	Clause in FCC rules	Section in this report	Verdict
1	Output Power	27.50(h)(2)	A.1	P
2	Emission Limit	27.53(m), 2.1051	A.2	P
3	Frequency Stability	27.54, 2.1055	A.3	P
4	Occupied Bandwidth	2.1049(h)(i)	A.4	P
5	Emission Bandwidth	27.53(m)	A.5	P
6	Band Edge Compliance	27.53(m)	A.6	P
7	Conducted Spurious Emission	27.53(m), 2.1057	A.7	P
8	Peak to Average Power Ratio	27.50(a)	A.8	P

LTE Band 12

Items	Test Name	Clause in FCC rules	Section in this report	Verdict
1	Output Power	27.50(c)(10)	A.1	P
2	Emission Limit	27.53(g), 2.1051	A.2	P
3	Frequency Stability	27.54, 2.1055	A.3	P
4	Occupied Bandwidth	2.1049(h)(i)	A.4	P
5	Emission Bandwidth	27.53(g)	A.5	P
6	Band Edge Compliance	27.53(g)	A.6	P
7	Conducted Spurious Emission	27.53(g), 2.1057	A.7	P
8	Peak to Average Power Ratio	27.50(a)	A.8	P



LTE Band 13

Items	Test Name	Clause in FCC rules	Section in this report	Verdict
1	Output Power	27.50(b)(10)	A.1	P
2	Emission Limit	27.53(c), 2.1051	A.2	P
3	Frequency Stability	27.54, 2.1055	A.3	P
4	Occupied Bandwidth	2.1049(h)(i)	A.4	P
5	Emission Bandwidth	27.53(c)	A.5	P
6	Band Edge Compliance	27.53(c)	A.6	P
7	Conducted Spurious Emission	27.53(c), 2.1057	A.7	P
8	Peak to Average Power Ratio	27.50(a)	A.8	P

LTE Band 30

Items	Test Name	Clause in FCC rules	Section in this report	Verdict
1	Output Power	27.50(a)(3)	A.1	P
2	Emission Limit	27.53(a), 2.1051	A.2	P
3	Frequency Stability	27.54, 2.1055	A.3	P
4	Occupied Bandwidth	2.1049(h)(i)	A.4	P
5	Emission Bandwidth	27.53(a)	A.5	P
6	Band Edge Compliance	27.53(a)	A.6	P
7	Conducted Spurious Emission	27.53(a), 2.1057	A.7	P
8	Peak to Average Power Ratio	27.50(a)	A.8	P

LTE Band 41

Items	Test Name	Clause in FCC rules	Section in this report	Verdict
1	Output Power	27.50(h)(2)	A.1	P
2	Emission Limit	27.53(m), 2.1051	A.2	P
3	Frequency Stability	27.54, 2.1055	A.3	P
4	Occupied Bandwidth	2.1049(h)(i)	A.4	P
5	Emission Bandwidth	27.53(m)	A.5	P
6	Band Edge Compliance	27.53(m)	A.6	P
7	Conducted Spurious Emission	27.53(m), 2.1057	A.7	P
8	Peak to Average Power Ratio	27.50(a)	A.8	P

LTE Band 66

Items	Test Name	Clause in FCC rules	Section in this report	Verdict
1	Output Power	27.50(d)(4)	A.1	P
2	Emission Limit	27.53(h), 2.1051	A.2	P
3	Frequency Stability	27.54, 2.1055	A.3	P
4	Occupied Bandwidth	2.1049(h)(i)	A.4	P
5	Emission Bandwidth	27.53(h)	A.5	P
6	Band Edge Compliance	27.53(h)	A.6	P
7	Conducted Spurious Emission	27.53(h), 2.1057	A.7	P
8	Peak to Average Power Ratio	27.50(a)	A.8	P

6.2. Statements

The test cases listed in section 6.1 of this report for the EUT specified in section 3 were performed by CTTL according to the standards or reference documents in section 4.1

The EUT met all applicable requirements of the standards or reference documents in section 4.1.

This report only deals with the LTE functions among the features described in section 3.

7. Test Equipments Utilized

NO.	Description	TYPE	series number	MANUFACTURE	CAL DUE DATE	Calibration interval
1	Test Receiver	ESU26	100235	R&S	2018-03-01	1 year
2	Test Receiver	ESU26	100376	R&S	2017-10-26	1 year
3	EMI Antenna	3117	00058889	ETS-Lindgren	2017-12-15	3 year
4	Universal Radio Communication Tester	CMW500	149646	R&S	2017-11-02	1 year
5	Spectrum Analyzer	FSU26	200030	R&S	2018-06-20	1 year
6	EMI Antenna	3117	00119024	Schwarzbeck	2020-01-21	3 year
7	EMI Antenna	VULB9163	9163-235	Schwarzbeck	2017-10-29	3 year
8	Signal Generator	SMF100A	101295	R&S	2017-11-07	1 year
9	Climate chamber	SH-241	92007454	ESPEC	2017-12-14	2 year
10	Loop Antenna	HFH2-Z2	829324/007	R&S	2017-12-10	3 year

ANNEX A: MEASUREMENT RESULTS

A.1 OUTPUT POWER

A.1.1 Summary

During the process of testing, the EUT was controlled via Rhode & Schwarz Digital Radio Communication tester (CMW500) to ensure max power transmission and proper modulation. In all cases, output power is within the specified limits.

A.1.2 Conducted

A.1.2.1 Method of Measurements

The EUT was set up for the max output power with pseudo random data modulation. These measurements were done at 3 frequencies (bottom, middle and top of operational frequency range) for each bandwidth.

A.1.2.2 Measurement result

LTE band 2

Bandwidth	RB size/offset	Frequency (MHz)	Power(dBm)	
			QPSK	16QAM
1.4MHz	1 RB high	1909.3	23.39	22.39
		1880.0	23.55	22.72
		1850.7	23.30	22.69
	1 RB low	1909.3	23.17	22.34
		1880.0	23.68	22.73
		1850.7	23.32	22.66
	50% RB mid	1909.3	23.19	22.59
		1880.0	23.58	22.63
		1850.7	23.32	22.46
	100% RB	1909.3	23.10	22.53
		1880.0	23.52	22.64
		1850.7	23.30	22.42
3MHz	1 RB high	1908.5	23.52	22.45
		1880.0	23.59	22.43
		1851.5	23.33	22.78
	1 RB low	1908.5	23.15	22.33
		1880.0	23.58	22.50
		1851.5	23.37	22.67
	50% RB mid	1908.5	22.80	21.87
		1880.0	22.66	21.78
		1851.5	22.41	21.50

	100% RB	1908.5	22.84	21.79
		1880.0	22.67	21.66
		1851.5	22.39	21.45
5MHz	1 RB high	1907.5	23.48	22.43
		1880.0	23.84	22.85
		1852.5	23.37	22.88
	1 RB low	1907.5	23.19	22.33
		1880.0	23.88	22.86
		1852.5	23.56	22.94
	50% RB mid	1907.5	22.90	21.95
		1880.0	22.70	21.79
		1852.5	22.39	21.52
	100% RB	1907.5	22.92	21.80
		1880.0	22.73	21.73
		1852.5	22.39	21.48
10MHz	1 RB high	1905.0	23.30	22.21
		1880.0	23.75	22.61
		1855.0	23.53	22.87
	1 RB low	1905.0	23.45	22.59
		1880.0	23.68	22.61
		1855.0	23.45	22.78
	50% RB mid	1905.0	22.77	21.84
		1880.0	22.67	21.64
		1855.0	22.37	21.41
	100% RB	1905.0	22.78	21.77
		1880.0	22.64	21.57
		1855.0	22.38	21.38
15MHz	1 RB high	1902.5	23.53	22.75
		1880.0	23.85	22.70
		1857.5	23.81	23.11
	1 RB low	1902.5	23.98	23.10
		1880.0	23.79	22.71
		1857.5	23.70	23.01
	50% RB mid	1902.5	22.82	21.83
		1880.0	22.71	21.67
		1857.5	22.60	21.61
	100% RB	1902.5	22.76	21.73
		1880.0	22.65	21.62
		1857.5	22.54	21.57



20MHz	1 RB high	1900.0	23.51	22.95
		1880.0	23.51	23.06
		1860.0	23.21	22.65
	1 RB low	1900.0	23.76	23.41
		1880.0	23.52	22.98
		1860.0	23.43	22.91
	50% RB mid	1900.0	22.85	21.94
		1880.0	22.70	21.75
		1860.0	22.59	21.56
	100% RB	1900.0	22.86	21.84
		1880.0	22.62	21.59
		1860.0	22.55	21.55

LTE band 4

Bandwidth	RB size/offset	Frequency (MHz)	Power(dBm)	
			QPSK	16QAM
1.4MHz	1 RB high	1754.3	23.53	22.39
		1732.5	23.51	22.44
		1710.7	23.17	22.16
	1 RB low	1754.3	23.26	22.34
		1732.5	23.37	22.38
		1710.7	23.21	22.22
	50% RB mid	1754.3	23.10	22.15
		1732.5	23.27	22.46
		1710.7	23.22	22.36
	100% RB	1754.3	22.09	21.21
		1732.5	22.24	21.41
		1710.7	22.16	21.38
3MHz	1 RB high	1753.5	23.04	22.03
		1732.5	23.14	22.19
		1711.5	23.19	22.23
	1 RB low	1753.5	23.13	22.21
		1732.5	23.20	22.33
		1711.5	23.23	22.40
	50% RB mid	1753.5	22.12	21.15
		1732.5	22.15	21.25
		1711.5	22.19	21.31
	100% RB	1753.5	22.17	21.11
		1732.5	22.23	21.18
		1711.5	22.18	21.15
5MHz	1 RB high	1752.5	23.13	22.26
		1732.5	23.25	22.34
		1712.5	23.24	22.35
	1 RB low	1752.5	23.32	22.48
		1732.5	23.27	22.35
		1712.5	23.29	22.52
	50% RB mid	1752.5	22.22	21.16
		1732.5	22.22	21.30
		1712.5	22.28	21.37
	100% RB	1752.5	22.17	21.11
		1732.5	22.27	21.26
		1712.5	22.28	21.25
10MHz	1 RB high	1750	23.55	22.53
		1732.5	23.57	23.17

	1 RB low	1715	23.71	22.76
		1750	23.47	22.40
		1732.5	23.40	22.96
	50% RB mid	1715	23.54	22.50
		1750	22.21	21.28
		1732.5	22.26	21.36
	100% RB	1715	22.28	21.43
		1750	22.32	21.30
		1732.5	22.30	21.33
15MHz	1 RB high	1715	22.37	21.39
		1750	22.32	21.30
		1732.5	22.30	21.33
	1 RB low	1747.5	23.08	22.32
		1732.5	23.00	22.39
		1717.5	22.95	22.10
	50% RB mid	1747.5	23.13	22.58
		1732.5	23.10	22.52
		1717.5	23.02	22.19
	100% RB	1747.5	22.06	20.96
		1732.5	22.02	21.03
		1717.5	21.99	20.97
20MHz	1 RB high	1747.5	22.00	20.98
		1732.5	21.99	21.04
		1717.5	21.94	21.01
	1 RB low	1745	23.07	22.39
		1732.5	22.98	22.68
		1720	22.98	22.47
	50% RB mid	1745	22.86	22.53
		1732.5	22.95	22.58
		1720	22.84	22.43
100% RB	1745	22.00	20.90	
	1732.5	22.12	21.12	
	1720	21.99	20.96	
	1 RB high	1745	21.96	20.91
		1732.5	22.06	21.10
		1720	21.96	20.99

LTE band 5

Bandwidth	RB size/offset	Frequency (MHz)	Power(dBm)	
			QPSK	16QAM
1.4MHz	1 RB high	848.3	23.43	22.44
		836.5	23.26	22.33
		824.7	23.27	22.72
	1 RB low	848.3	23.35	22.34
		836.5	23.27	22.28
		824.7	23.33	22.71
	50% RB mid	848.3	23.32	22.50
		836.5	23.29	22.33
		824.7	23.32	22.53
	100% RB	848.3	23.34	22.46
		836.5	23.27	22.26
		824.7	23.32	22.53
3MHz	1 RB high	847.5	23.35	22.38
		836.5	23.24	22.08
		825.5	23.35	22.90
	1 RB low	847.5	23.36	22.39
		836.5	23.25	22.15
		825.5	23.28	22.80
	50% RB mid	847.5	22.43	21.42
		836.5	22.42	21.51
		825.5	22.41	21.56
	100% RB	847.5	22.41	21.35
		836.5	22.38	21.40
		825.5	22.39	21.47
5MHz	1 RB high	846.5	23.55	22.52
		836.5	23.56	22.62
		826.5	23.29	22.90
	1 RB low	846.5	23.48	22.43
		836.5	23.49	22.54
		826.5	23.31	22.88
	50% RB mid	846.5	22.42	21.46
		836.5	22.38	21.47
		826.5	22.49	21.42
	100% RB	846.5	22.40	21.33
		836.5	22.42	21.43
		826.5	22.44	21.48
10MHz	1 RB high	844.0	23.70	23.03
		836.5	23.58	22.55



		829.0	23.72	22.60
	1 RB low	844.0	23.42	22.63
		836.5	23.47	22.38
		829.0	23.60	22.47
	50% RB mid	844.0	22.47	21.48
		836.5	22.44	21.55
		829.0	22.47	21.39
	100% RB	844.0	22.48	21.50
		836.5	22.48	21.47
		829.0	22.46	21.44

LTE band 7

Bandwidth	RB size/offset	Frequency (MHz)	Power(dBm)	
			QPSK	16QAM
5MHz	1 RB high	2567.5	22.97	22.09
		2535	22.78	22.27
		2502.5	22.86	21.99
	1 RB low	2567.5	22.94	22.12
		2535	22.91	22.38
		2502.5	22.93	21.96
	50% RB mid	2567.5	21.95	21.02
		2535	21.91	21.02
		2502.5	21.95	20.95
	100% RB	2567.5	21.91	20.98
		2535	21.86	20.92
		2502.5	21.91	20.85
10MHz	1 RB high	2565	22.92	21.91
		2535	22.94	22.35
		2505	23.08	22.17
	1 RB low	2565	23.05	21.96
		2535	23.11	22.51
		2505	23.34	22.02
	50% RB mid	2565	21.88	20.90
		2535	21.87	20.89
		2505	21.85	20.93
	100% RB	2565	21.87	20.94
		2535	21.94	20.92
		2505	21.89	20.89
15MHz	1 RB high	2562.5	22.91	22.00
		2535	22.86	22.18
		2507.5	23.04	22.38
	1 RB low	2562.5	22.89	21.88
		2535	23.04	22.41
		2507.5	23.03	22.34
	50% RB mid	2562.5	22.01	20.96
		2535	22.02	21.11
		2507.5	22.13	21.06
	100% RB	2562.5	21.92	20.96
		2535	21.95	21.05
		2507.5	22.05	21.10
20MHz	1 RB high	2560	23.04	22.47



		2535	23.01	22.52
		2510	23.11	22.60
	1 RB low	2560	22.94	22.61
		2535	23.03	22.40
		2510	23.26	22.60
	50% RB mid	2560	21.97	21.07
		2535	22.05	21.05
		2510	22.10	21.14
	100% RB	2560	22.13	21.03
		2535	22.06	21.00
		2510	22.11	21.15

LTE band 12

Bandwidth	RB size/offset	Frequency (MHz)	Power(dBm)	
			QPSK	16QAM
1.4MHz	1 RB high	715.3	23.24	22.70
		707.5	23.16	22.25
		699.7	23.14	22.15
	1 RB low	715.3	23.34	22.93
		707.5	23.18	22.27
		699.7	23.10	22.14
	50% RB mid	715.3	23.28	22.63
		707.5	23.27	22.36
		699.7	23.37	22.28
	100% RB	715.3	23.42	22.43
		707.5	23.25	22.41
		699.7	23.15	22.11
3MHz	1 RB high	714.5	23.55	23.05
		707.5	23.20	22.23
		700.5	23.06	22.02
	1 RB low	714.5	23.41	22.90
		707.5	23.22	22.26
		700.5	23.01	21.98
	50% RB mid	714.5	22.26	21.42
		707.5	22.23	21.30
		700.5	22.19	21.33
	100% RB	714.5	22.39	21.48
		707.5	22.23	21.18
		700.5	22.19	21.21
5MHz	1 RB high	713.5	23.41	22.61
		707.5	23.63	22.82
		701.5	23.51	22.26
	1 RB low	713.5	23.33	22.46
		707.5	23.59	22.78
		701.5	23.19	22.33
	50% RB mid	713.5	22.42	21.50
		707.5	22.28	21.38
		701.5	22.25	21.17
	100% RB	713.5	22.50	21.41
		707.5	22.25	21.32
		701.5	22.16	21.10
10MHz	1 RB high	711.0	23.84	23.56
		707.5	23.51	22.79

	1 RB low	704.0	23.45	22.37
		711.0	23.58	23.11
		707.5	23.60	22.54
	50% RB mid	704.0	23.74	22.49
		711.0	22.45	21.45
		707.5	22.27	21.38
	100% RB	704.0	22.30	21.33
		711.0	22.47	21.49
		707.5	22.28	21.33
			704.0	22.35

LTE band 13

Bandwidth	RB size/offset	Frequency (MHz)	Power(dBm)	
			QPSK	16QAM
5MHz	1 RB high	784.5	23.30	22.25
		782	23.11	22.34
		779.5	23.64	22.84
	1 RB low	784.5	23.30	22.49
		782	23.62	22.67
		779.5	23.40	22.81
	50% RB mid	784.5	22.28	21.43
		782	22.38	21.43
		779.5	22.43	21.59
	100% RB	784.5	22.31	21.35
		782	22.41	21.39
		779.5	22.44	21.49
10MHz	1 RB high	782.0	23.48	22.21
	1 RB low	782.0	23.54	22.43
	50% RB mid	782.0	22.39	21.46
	100% RB	782.0	22.47	21.42

LTE band 30

Bandwidth	RB size/offset	Frequency (MHz)	Power(dBm)	
			QPSK	16QAM
5MHz	1 RB high	2312.5	23.82	22.81
		2310.0	23.86	23.04
		2307.5	23.81	22.78
	1 RB low	2312.5	23.95	22.87
		2310.0	23.95	22.94
		2307.5	23.90	22.83
	50% RB mid	2312.5	22.66	21.65
		2310.0	22.74	21.82
		2307.5	22.73	21.68
	100% RB	2312.5	22.83	21.82
		2310.0	22.74	21.69
		2307.5	22.68	21.66
10MHz	1 RB high	2310.0	24.21	23.22
	1 RB low	2310.0	24.11	23.01
	50% RB mid	2310.0	22.99	21.74
	100% RB	2310.0	23.04	21.73

LTE band 41

Bandwidth	RB size/offset	Frequency (MHz)	Power(dBm)	
			QPSK	16QAM
5MHz	1 RB high	2687.5	23.35	22.92
		2593.0	22.55	21.92
		2498.5	22.37	21.86
	1 RB low	2687.5	23.50	22.97
		2593.0	22.85	22.02
		2498.5	22.65	21.98
	50% RB mid	2687.5	22.45	21.40
		2593.0	21.63	20.83
		2498.5	21.52	20.68
	100% RB	2687.5	22.45	21.45
		2593.0	21.87	20.86
		2498.5	21.25	20.65
10MHz	1 RB high	2685.0	23.78	23.45
		2593.0	23.53	22.38
		2501.0	23.24	22.31
	1 RB low	2685.0	23.77	23.47
		2593.0	22.77	22.22

	50% RB mid	2501.0	22.43	22.14
		2685.0	22.46	21.80
		2593.0	21.63	20.88
	100% RB	2501.0	21.48	20.57
		2685.0	22.53	21.72
		2593.0	21.69	20.88
15MHz	1 RB high	2501.0	21.44	20.68
		2682.5	23.81	23.39
		2593.0	23.00	21.95
	1 RB low	2503.5	22.40	21.90
		2682.5	23.88	23.51
		2593.0	22.58	22.01
	50% RB mid	2503.5	22.31	22.06
		2682.5	22.56	21.70
		2593.0	21.75	20.51
	100% RB	2503.5	21.43	20.59
		2682.5	22.60	21.59
		2593.0	21.83	20.79
20MHz	1 RB high	2503.5	21.59	20.53
		2680.0	23.79	22.90
		2593.0	23.01	22.37
	1 RB low	2506.0	22.48	21.68
		2680.0	23.43	22.59
		2593.0	22.53	21.71
	50% RB mid	2506.0	22.44	21.26
		2680.0	22.68	21.76
		2593.0	21.72	20.74
	100% RB	2506.0	21.60	20.50
		2680.0	22.43	21.50
		2593.0	21.77	20.74
		2506.0	21.57	20.55

LTE band 66

Bandwidth	RB size/offset	Frequency (MHz)	Power(dBm)	
			QPSK	16QAM
1.4MHz	1 RB high	1779.3	22.94	21.73
		1745.0	22.92	21.64
		1710.7	23.04	21.86
	1 RB low	1779.3	22.90	21.73
		1745.0	22.92	21.69
		1710.7	23.18	21.83
	50% RB mid	1779.3	22.90	21.67
		1745.0	22.90	21.61
		1710.7	23.13	21.84
	100% RB	1779.3	22.86	21.56
		1745.0	22.93	21.63
		1710.7	22.93	21.76
3MHz	1 RB high	1778.5	22.88	21.51
		1745.0	22.87	21.42
		1711.5	23.06	21.55
	1 RB low	1778.5	23.02	21.71
		1745.0	22.99	21.53
		1711.5	23.12	21.66
	50% RB mid	1778.5	22.94	21.67
		1745.0	22.92	21.76
		1711.5	22.91	21.97
	100% RB	1778.5	22.94	21.60
		1745.0	23.00	21.68
		1711.5	22.97	21.82
5MHz	1 RB high	1777.5	22.28	21.77
		1745.0	22.20	21.82
		1712.5	22.46	21.93
	1 RB low	1777.5	22.26	21.90
		1745.0	22.33	21.96
		1712.5	22.62	22.04
	50% RB mid	1777.5	22.25	21.70
		1745.0	22.20	21.76
		1712.5	22.33	21.91
	100% RB	1777.5	22.20	21.66
		1745.0	22.24	21.71
		1712.5	22.35	21.87
10MHz	1 RB high	1775.0	22.42	21.01
		1745.0	22.60	21.08

	1 RB low	1715.0	22.41	21.11
		1775.0	22.49	21.09
		1745.0	22.45	21.14
	50% RB mid	1715.0	22.58	21.30
		1775.0	22.21	20.80
		1745.0	22.16	20.90
	100% RB	1715.0	22.30	21.02
		1775.0	22.31	20.84
		1745.0	22.28	20.94
15MHz	1 RB high	1715.0	22.41	21.08
		1775.0	22.31	20.84
		1745.0	22.28	20.94
	1 RB low	1772.5	22.27	21.12
		1745.0	22.77	21.37
		1717.5	22.93	21.54
	50% RB mid	1772.5	23.08	21.51
		1745.0	23.10	21.70
		1717.5	23.30	21.88
	100% RB	1772.5	22.09	20.77
		1745.0	22.22	20.89
		1717.5	22.31	20.97
20MHz	1 RB high	1772.5	22.35	21.01
		1745.0	22.50	21.09
		1717.5	22.58	21.19
	1 RB low	1770.0	23.75	22.84
		1745.0	23.79	22.69
		1720.0	23.67	22.92
	50% RB mid	1770.0	23.94	22.99
		1745.0	23.84	22.92
		1720.0	23.95	22.97
	100% RB	1770.0	22.21	20.83
		1745.0	22.27	20.91
		1720.0	22.49	21.07
1 RB high	1770.0	22.67	21.29	
	1745.0	22.78	21.40	
	1720.0	22.90	21.52	

A.1.3 Radiated

A.1.3.1 Description

This is the test for the maximum radiated power from the EUT.

Rule Part 22.913(a) specifies "Mobile stations are limited to 2.0 watts EIRP."

Rule Part 24.232(b) specifies, "Mobile/portable stations are limited to 2 watts e.i.r.p. Peak power" and 24.232(c) specifies that "Peak transmit power must be measured over any interval of continuous transmission using instrumentation calibrated in terms of an rms-equivalent voltage."

Rule Part 27.50(d) specifies "Fixed, mobile, and portable (handheld) stations operating in the 1710–1755 MHz band are limited to 1 watt EIRP".

Rule Part 27.50(h)(2) specifies "Mobile stations are limited to 2.0 watts EIRP."

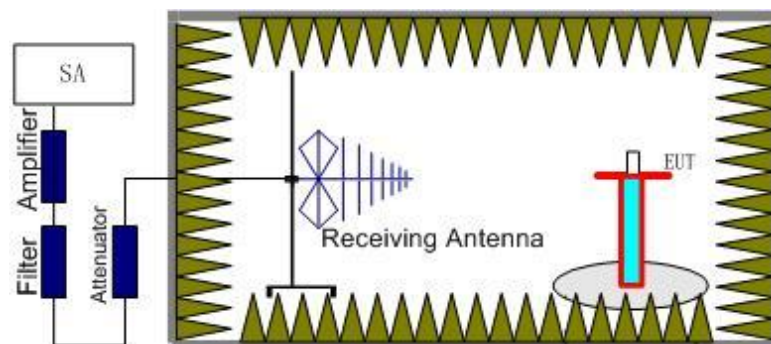
Rule Part 27.50(c) specifies "Portable stations (hand-held de-vices) are limited to 3 watts ERP."

Rule Part 27.50(a)(3) specifies "For mobile and portable stations transmitting in the 2305–2315 MHz band or the 2350–2360 MHz band, the average EIRP must not exceed 50 milliwatts within any 1 megahertz of authorized bandwidth, except that for mobile and portable stations compliant with 3GPP LTE standards or another advanced mobile broadband protocol that avoids concentrating energy at the edge of the operating band the average EIRP must not exceed 250 milliwatts within any 5 megahertz of authorized bandwidth but may exceed 50 milliwatts within any 1 megahertz of authorized bandwidth."

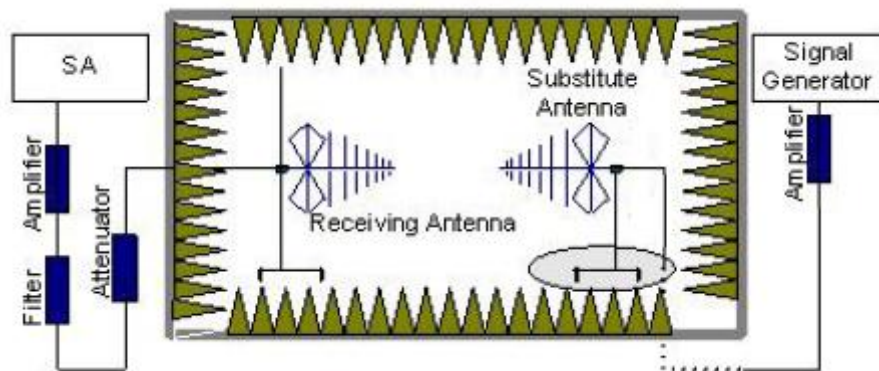
A.1.3.2 Method of Measurement

The measurements procedures in TIA-603D-2010 are used.

1. EUT was placed on a 1.5 meter high non-conductive stand at a 3 meter test distance from the receive antenna. A receiving antenna was placed on the antenna mast 3 meters from the EUT for emission measurements. The height of receiving antenna is 1.5m. The test setup refers to figure below. Detected emissions were maximized at each frequency by rotating the EUT through 360° and adjusting the receiving antenna polarization. The radiated emission measurements of all transmit frequencies in three channels (High, Middle, Low) were measured with peak detector.



2. The EUT is then put into continuously transmitting mode at its maximum power level during the test. And the maximum value of the receiver should be recorded as (Pr).
3. The EUT shall be replaced by a substitution antenna. The test setup refers to figure below.



In the chamber, a substitution antenna for the frequency band of interest is placed at the reference point of the chamber. An RF signal source for the frequency band of interest is connected to the substitution antenna with a cable that has been constructed to not interfere with the radiation pattern of the antenna. A power (P_{Mea}) is applied to the input of the substitution antenna. Adjust the level of the signal generator output until the value of the receiver reaches the previously recorded (P_r). The power of signal source (P_{Mea}) is recorded. The test should be performed by rotating the test item and adjusting the receiving antenna polarization.

4. An amplifier should be connected to the Signal Source output port. And the cable should be connected between the amplifier and the substitution antenna. The cable loss (P_{cl}), the substitution antenna Gain (G_a) and the amplifier Gain (P_{Ag}) should be recorded after test.

The measurement results are obtained as described below:

$$\text{Power (EIRP)} = P_{Mea} - P_{Ag} - P_{cl} - G_a$$

5. This value is EIRP since the measurement is calibrated using an antenna of known gain (unit dBi) and known input power.
6. ERP can be calculated from EIRP by subtracting the gain of the dipole, $ERP = EIRP - 2.15$.

A.1.3.3 Measurement result

LTE Band 2- EIRP 24. 232(b)

Limits: ≤33dBm (2W)

LTE Band 2_1.4MHz_QPSK

Frequency(MHz)	P _{Mea} (dBm)	P _{cl} (dB)	P _{Ag} (dB)	G _a Antenna Gain(dB)	EIRP(dBm)	Limit(dBm)	Margin(dB)	Polarization
1850.70	-25.61	2.92	-43.75	-4.87	20.09	33.00	12.91	V
1880.00	-24.46	2.85	-43.75	-4.82	21.26	33.00	11.74	H
1909.30	-23.35	2.87	-43.77	-4.76	22.31	33.00	10.69	H

LTE Band 2_3MHz_QPSK

Frequency(MHz)	P _{Mea} (dBm)	P _{cl} (dB)	P _{Ag} (dB)	G _a Antenna Gain(dB)	EIRP(dBm)	Limit(dBm)	Margin(dB)	Polarization
1851.50	-25.47	2.87	-43.75	-4.87	20.28	33.00	12.72	H
1880.00	-24.64	2.85	-43.75	-4.82	21.08	33.00	11.92	H
1908.50	-23.61	2.89	-43.78	-4.76	22.04	33.00	10.96	H

LTE Band 2_5MHz_QPSK

Frequency(MHz)	P _{Mea} (dBm)	P _{cl} (dB)	P _{Ag} (dB)	G _a Antenna Gain(dB)	EIRP(dBm)	Limit(dBm)	Margin(dB)	Polarization
1852.50	-25.52	2.87	-43.75	-4.87	20.23	33.00	12.77	V
1880.00	-24.54	2.85	-43.75	-4.82	21.18	33.00	11.82	H
1907.50	-23.66	2.84	-43.77	-4.77	22.04	33.00	10.96	H

LTE Band 2_10MHz_QPSK

Frequency(MHz)	P _{Mea} (dBm)	P _{cl} (dB)	P _{Ag} (dB)	G _a Antenna Gain(dB)	EIRP(dBm)	Limit(dBm)	Margin(dB)	Polarization
1855.00	-25.65	2.88	-43.74	-4.86	20.07	33.00	12.93	V
1880.00	-24.67	2.85	-43.75	-4.82	21.05	33.00	11.95	V
1905.00	-23.84	2.87	-43.77	-4.77	21.83	33.00	11.17	H

LTE Band 2_15MHz_QPSK

Frequency(MHz)	P _{Mea} (dBm)	P _{cl} (dB)	P _{Ag} (dB)	G _a Antenna Gain(dB)	EIRP(dBm)	Limit(dBm)	Margin(dB)	Polarization
1857.50	-25.67	2.87	-43.75	-4.86	20.07	33.00	12.93	V
1880.00	-24.55	2.85	-43.75	-4.82	21.17	33.00	11.83	H
1902.50	-23.98	2.86	-43.77	-4.78	21.71	33.00	11.29	H

LTE Band 2_20 MHz_QPSK

Frequency(MHz)	P _{Mea} (dBm)	P _{cl} (dB)	P _{Ag} (dB)	G _a Antenna Gain(dB)	EIRP(dBm)	Limit(dBm)	Margin(dB)	Polarization
1860.00	-25.46	2.86	-43.75	-4.85	20.28	33.00	12.72	V
1880.00	-24.46	2.85	-43.75	-4.82	21.26	33.00	11.74	H
1900.00	-24.28	2.87	-43.77	-4.78	21.40	33.00	11.60	H

LTE Band 2_1.4MHz_16QAM

Frequency(MHz)	P _{Mea} (dBm)	P _{cl} (dB)	P _{Ag} (dB)	G _a Antenna Gain(dB)	EIRP(dBm)	Limit(dBm)	Margin(dB)	Polarization
1850.70	-26.38	2.92	-43.75	-4.87	19.32	33.00	13.68	V
1880.00	-25.63	2.85	-43.75	-4.82	20.09	33.00	12.91	V
1909.30	-24.50	2.87	-43.77	-4.76	21.16	33.00	11.84	H

LTE Band 2_3MHz_16QAM

Frequency(MHz)	P _{Mea} (dBm)	P _{cl} (dB)	P _{Ag} (dB)	G _a Antenna Gain(dB)	EIRP(dBm)	Limit(dBm)	Margin(dB)	Polarization
1851.50	-26.60	2.87	-43.75	-4.87	19.15	33.00	13.85	V
1880.00	-25.27	2.85	-43.75	-4.82	20.45	33.00	12.55	V
1908.50	-24.43	2.89	-43.78	-4.76	21.22	33.00	11.78	H

LTE Band 2_5MHz_16QAM

Frequency(MHz)	P _{Mea} (dBm)	P _{cl} (dB)	P _{Ag} (dB)	G _a Antenna Gain(dB)	EIRP(dBm)	Limit(dBm)	Margin(dB)	Polarization
1852.50	-26.08	2.87	-43.75	-4.87	19.67	33.00	13.33	V
1880.00	-25.44	2.85	-43.75	-4.82	20.28	33.00	12.72	H
1907.50	-24.56	2.84	-43.77	-4.77	21.14	33.00	11.86	H

LTE Band 2_10MHz_16QAM

Frequency(MHz)	P _{Mea} (dBm)	P _{cl} (dB)	P _{Ag} (dB)	G _a Antenna Gain(dB)	EIRP(dBm)	Limit(dBm)	Margin(dB)	Polarization
1855.00	-26.66	2.88	-43.74	-4.86	19.06	33.00	13.94	V
1880.00	-25.43	2.85	-43.75	-4.82	20.29	33.00	12.71	H
1905.00	-24.80	2.87	-43.77	-4.77	20.87	33.00	12.13	V

LTE Band 2_15MHz_16QAM

Frequency(MHz)	P _{Mea} (dBm)	P _{cl} (dB)	P _{Ag} (dB)	G _a Antenna Gain(dB)	EIRP(dBm)	Limit(dBm)	Margin(dB)	Polarization
1857.50	-26.29	2.87	-43.75	-4.86	19.45	33.00	13.55	V
1880.00	-24.72	2.85	-43.75	-4.82	21.00	33.00	12.00	H
1902.50	-25.13	2.86	-43.77	-4.78	20.56	33.00	12.44	H

LTE Band 2_20 MHz_16QAM

Frequency(MHz)	P _{Mea} (dBm)	P _{cl} (dB)	P _{Ag} (dB)	G _a Antenna Gain(dB)	EIRP(dBm)	Limit(dBm)	Margin(dB)	Polarization
1860.00	-26.20	2.86	-43.75	-4.85	19.54	33.00	13.46	V
1880.00	-24.94	2.85	-43.75	-4.82	20.78	33.00	12.22	H
1900.00	-25.00	2.87	-43.77	-4.78	20.68	33.00	12.32	H



LTE Band 4- EIRP 27.50(d)

Limits: ≤30dBm (1W)

LTE Band 4_1.4MHz_QPSK

Frequency(MHz)	P _{Mea} (dBm)	P _{cl} (dB)	P _{Ag} (dB)	G _a Antenna Gain(dB)	EIRP(dBm)	Limit(dBm)	Margin(dB)	Polarization
1710.70	-23.54	3.17	-44.10	-5.12	22.51	30.00	7.49	H
1732.50	-23.51	3.33	-44.14	-5.08	22.38	30.00	7.62	H
1754.30	-23.62	3.76	-44.14	-5.04	21.80	30.00	8.20	H

LTE Band 4_3MHz_QPSK

Frequency(MHz)	P _{Mea} (dBm)	P _{cl} (dB)	P _{Ag} (dB)	G _a Antenna Gain(dB)	EIRP(dBm)	Limit(dBm)	Margin(dB)	Polarization
1711.50	-23.22	3.40	-44.10	-5.12	22.60	30.00	7.40	H
1732.50	-23.45	3.33	-44.14	-5.08	22.44	30.00	7.56	H
1753.50	-23.21	3.80	-44.13	-5.04	22.16	30.00	7.84	H

LTE Band 4_5MHz_QPSK

Frequency(MHz)	P _{Mea} (dBm)	P _{cl} (dB)	P _{Ag} (dB)	G _a Antenna Gain(dB)	EIRP(dBm)	Limit(dBm)	Margin(dB)	Polarization
1712.50	-22.79	3.66	-44.10	-5.12	22.77	30.00	7.23	H
1732.50	-23.23	3.33	-44.14	-5.08	22.66	30.00	7.34	H
1752.50	-23.53	3.82	-44.14	-5.05	21.84	30.00	8.16	H

LTE Band 4_10MHz_QPSK

Frequency(MHz)	P _{Mea} (dBm)	P _{cl} (dB)	P _{Ag} (dB)	G _a Antenna Gain(dB)	EIRP(dBm)	Limit(dBm)	Margin(dB)	Polarization
1715.00	-22.75	3.56	-44.10	-5.11	22.90	30.00	7.10	H
1732.50	-23.78	3.33	-44.14	-5.08	22.11	30.00	7.89	H
1750.00	-24.68	3.00	-44.15	-5.05	21.52	30.00	8.48	H

LTE Band 4_15MHz_QPSK

Frequency(MHz)	P _{Mea} (dBm)	P _{cl} (dB)	P _{Ag} (dB)	G _a Antenna Gain(dB)	EIRP(dBm)	Limit(dBm)	Margin(dB)	Polarization
1717.50	-22.96	3.47	-44.11	-5.11	22.79	30.00	7.21	H
1732.50	-24.02	3.33	-44.14	-5.08	21.87	30.00	8.13	H
1747.50	-24.65	3.34	-44.15	-5.05	21.21	30.00	8.79	H

LTE Band 4_20MHz_QPSK

Frequency(MHz)	P _{Mea} (dBm)	P _{cl} (dB)	P _{Ag} (dB)	G _a Antenna Gain(dB)	EIRP(dBm)	Limit(dBm)	Margin(dB)	Polarization
1720.00	-23.07	3.37	-44.11	-5.10	22.77	30.00	7.23	H
1732.50	-23.21	3.33	-44.14	-5.08	22.68	30.00	7.32	H
1745.00	-24.13	3.68	-44.16	-5.06	21.41	30.00	8.59	H

LTE Band 4_1.4MHz_16QAM

Frequency(MHz)	P _{Mea} (dBm)	P _{cl} (dB)	P _{Ag} (dB)	G _a Antenna Gain(dB)	EIRP(dBm)	Limit(dBm)	Margin(dB)	Polarization
1710.70	-24.29	3.17	-44.10	-5.12	21.76	30.00	8.24	H
1732.50	-24.49	3.33	-44.14	-5.08	21.40	30.00	8.60	H
1754.30	-24.55	3.76	-44.14	-5.04	20.87	30.00	9.13	H

LTE Band 4_3MHz_16QAM

Frequency(MHz)	P _{Mea} (dBm)	P _{cl} (dB)	P _{Ag} (dB)	G _a Antenna Gain(dB)	EIRP(dBm)	Limit(dBm)	Margin(dB)	Polarization
1711.50	-24.14	3.40	-44.10	-5.12	21.68	30.00	8.32	H
1732.50	-24.23	3.33	-44.14	-5.08	21.66	30.00	8.34	H
1753.50	-24.48	3.80	-44.13	-5.04	20.89	30.00	9.11	H

LTE Band 4_5MHz_16QAM

Frequency(MHz)	P _{Mea} (dBm)	P _{cl} (dB)	P _{Ag} (dB)	G _a Antenna Gain(dB)	EIRP(dBm)	Limit(dBm)	Margin(dB)	Polarization
1712.50	-23.63	3.66	-44.10	-5.12	21.93	30.00	8.07	H
1732.50	-24.45	3.33	-44.14	-5.08	21.44	30.00	8.56	H
1752.50	-24.26	3.82	-44.14	-5.05	21.11	30.00	8.89	H

LTE Band 4_10MHz_16QAM

Frequency(MHz)	P _{Mea} (dBm)	P _{cl} (dB)	P _{Ag} (dB)	G _a Antenna Gain(dB)	EIRP(dBm)	Limit(dBm)	Margin(dB)	Polarization
1715.00	-23.62	3.56	-44.10	-5.11	22.03	30.00	7.97	H
1732.50	-24.80	3.33	-44.14	-5.08	21.09	30.00	8.91	H
1750.00	-25.56	3.00	-44.15	-5.05	20.64	30.00	9.36	H

LTE Band 4_15MHz_16QAM

Frequency(MHz)	P _{Mea} (dBm)	P _{cl} (dB)	P _{Ag} (dB)	G _a Antenna Gain(dB)	EIRP(dBm)	Limit(dBm)	Margin(dB)	Polarization
1717.50	-23.72	3.47	-44.11	-5.11	22.03	30.00	7.97	H
1732.50	-24.28	3.33	-44.14	-5.08	21.61	30.00	8.39	H
1747.50	-25.54	3.34	-44.15	-5.05	20.32	30.00	9.68	H

LTE Band 4_20MHz_16QAM

Frequency(MHz)	P _{Mea} (dBm)	P _{cl} (dB)	P _{Ag} (dB)	G _a Antenna Gain(dB)	EIRP(dBm)	Limit(dBm)	Margin(dB)	Polarization
1720.00	-24.24	3.37	-44.11	-5.10	21.60	30.00	8.40	H
1732.50	-23.91	3.33	-44.14	-5.08	21.98	30.00	8.02	H
1745.00	-25.39	3.68	-44.16	-5.06	20.15	30.00	9.85	H



LTE Band 5- ERP 22.913(a)

Limits: ≤38.45dBm (7W)

LTE Band 5_1.4MHz_QPSK

Frequency(MHz)	P _{Mea} (dBm)	P _{ci} (dB)	P _{Ag} (dB)	G _a Antenna Gain(dB)	Correction (dB)	ERP(dBm)	Limit(dBm)	Margin(dB)	Polarization
824.70	-21.86	2.26	-45.79	-0.95	2.15	20.47	38.45	17.98	H
836.50	-20.32	2.26	-45.66	-0.82	2.15	21.75	38.45	16.70	V
848.30	-20.39	2.27	-45.55	-0.80	2.15	21.54	38.45	16.91	V

LTE Band 5_3MHz_QPSK

Frequency(MHz)	P _{Mea} (dBm)	P _{ci} (dB)	P _{Ag} (dB)	G _a Antenna Gain(dB)	Correction (dB)	ERP(dBm)	Limit(dBm)	Margin(dB)	Polarization
825.50	-21.44	2.26	-45.79	-0.94	2.15	20.88	38.45	17.57	H
836.50	-20.26	2.26	-45.66	-0.82	2.15	21.81	38.45	16.64	V
847.50	-20.20	2.27	-45.56	-0.81	2.15	21.75	38.45	16.70	V

LTE Band 5_5MHz_QPSK

Frequency(MHz)	P _{Mea} (dBm)	P _{ci} (dB)	P _{Ag} (dB)	G _a Antenna Gain(dB)	Correction (dB)	ERP(dBm)	Limit(dBm)	Margin(dB)	Polarization
826.50	-21.30	2.25	-45.77	-0.93	2.15	21.00	38.45	17.45	H
836.50	-20.33	2.26	-45.66	-0.82	2.15	21.74	38.45	16.71	V
846.50	-19.99	2.26	-45.56	-0.82	2.15	21.98	38.45	16.47	V

LTE Band 5_10MHz_QPSK

Frequency(MHz)	P _{Mea} (dBm)	P _{ci} (dB)	P _{Ag} (dB)	G _a Antenna Gain(dB)	Correction (dB)	ERP(dBm)	Limit(dBm)	Margin(dB)	Polarization
829.00	-21.59	2.13	-45.74	-0.90	2.15	20.77	38.45	17.68	H
836.50	-20.38	2.26	-45.66	-0.82	2.15	21.69	38.45	16.76	V
844.00	-20.13	2.26	-45.59	-0.82	2.15	21.87	38.45	16.58	V

LTE Band 5_1.4MHz_16QAM

Frequency(MHz)	P _{Mea} (dBm)	P _{cl} (dB)	P _{Ag} (dB)	G _a Antenna Gain(dB)	Correction (dB)	ERP(dBm)	Limit(dBm)	Margin(dB)	Polarization
824.70	-22.74	2.26	-45.79	-0.95	2.15	19.59	38.45	18.86	V
836.50	-21.16	2.26	-45.66	-0.82	2.15	20.91	38.45	17.54	V
848.30	-21.25	2.27	-45.55	-0.80	2.15	20.68	38.45	17.77	V

LTE Band 5_3MHz_16QAM

Frequency(MHz)	P _{Mea} (dBm)	P _{cl} (dB)	P _{Ag} (dB)	G _a Antenna Gain(dB)	Correction (dB)	ERP(dBm)	Limit(dBm)	Margin(dB)	Polarization
825.50	-22.74	2.26	-45.79	-0.94	2.15	19.58	38.45	18.87	H
836.50	-21.06	2.26	-45.66	-0.82	2.15	21.01	38.45	17.44	V
847.50	-21.11	2.27	-45.56	-0.81	2.15	20.84	38.45	17.61	V

LTE Band 5_5MHz_16QAM

Frequency(MHz)	P _{Mea} (dBm)	P _{cl} (dB)	P _{Ag} (dB)	G _a Antenna Gain(dB)	Correction (dB)	ERP(dBm)	Limit(dBm)	Margin(dB)	Polarization
826.50	-22.20	2.25	-45.77	-0.93	2.15	20.10	38.45	18.35	V
836.50	-21.20	2.26	-45.66	-0.82	2.15	20.87	38.45	17.58	V
846.50	-20.95	2.26	-45.56	-0.82	2.15	21.02	38.45	17.43	V

LTE Band 5_10MHz_16QAM

Frequency(MHz)	P _{Mea} (dBm)	P _{cl} (dB)	P _{Ag} (dB)	G _a Antenna Gain(dB)	Correction (dB)	ERP(dBm)	Limit(dBm)	Margin(dB)	Polarization
829.00	-22.43	2.13	-45.74	-0.90	2.15	19.93	38.45	18.52	V
836.50	-21.08	2.26	-45.66	-0.82	2.15	20.99	38.45	17.46	V
844.00	-20.95	2.26	-45.59	-0.82	2.15	21.05	38.45	17.40	V



LTE Band 7- EIRP 27.50(h)(2)

Limits: ≤33 dBm (2W)

LTE Band 7_5MHz_QPSK

Frequency(MHz)	P _{Mea} (dBm)	P _{cl} (dB)	P _{Ag} (dB)	G _a Antenna Gain(dB)	EIRP(dBm)	Limit(dBm)	Margin(dB)	Polarization
2502.50	-23.76	3.58	-45.68	-6.10	24.44	33.00	8.56	H
2535.00	-23.00	3.63	-44.82	-6.16	24.35	33.00	8.65	H
2567.50	-23.33	3.65	-44.92	-6.22	24.16	33.00	8.84	H

LTE Band 7_10MHz_QPSK

Frequency(MHz)	P _{Mea} (dBm)	P _{cl} (dB)	P _{Ag} (dB)	G _a Antenna Gain(dB)	EIRP(dBm)	Limit(dBm)	Margin(dB)	Polarization
2505.00	-23.72	3.59	-45.64	-6.11	24.44	33.00	8.56	H
2535.00	-22.10	3.63	-44.82	-6.16	25.25	33.00	7.75	H
2565.00	-23.34	3.65	-44.97	-6.22	24.20	33.00	8.80	H

LTE Band 7_15MHz_QPSK

Frequency(MHz)	P _{Mea} (dBm)	P _{cl} (dB)	P _{Ag} (dB)	G _a Antenna Gain(dB)	EIRP(dBm)	Limit(dBm)	Margin(dB)	Polarization
2507.50	-22.99	3.59	-44.92	-6.11	24.45	33.00	8.55	H
2535.00	-21.83	3.63	-44.82	-6.16	25.52	33.00	7.48	H
2562.50	-23.80	3.65	-45.67	-6.21	24.43	33.00	8.57	H

LTE Band 7_20MHz_QPSK

Frequency(MHz)	P _{Mea} (dBm)	P _{cl} (dB)	P _{Ag} (dB)	G _a Antenna Gain(dB)	EIRP(dBm)	Limit(dBm)	Margin(dB)	Polarization
2510.00	-23.24	3.58	-45.36	-6.12	24.66	33.00	8.34	H
2535.00	-22.02	3.63	-44.82	-6.16	25.33	33.00	7.67	H
2560.00	-23.69	3.64	-45.98	-6.21	24.86	33.00	8.14	H

LTE Band 7_5MHz_16QAM

Frequency(MHz)	P _{Mea} (dBm)	P _{cl} (dB)	P _{Ag} (dB)	G _a Antenna Gain(dB)	EIRP(dBm)	Limit(dBm)	Margin(dB)	Polarization
2502.50	-24.54	3.58	-45.68	-6.10	23.66	33.00	9.34	H
2535.00	-23.08	3.63	-44.82	-6.16	24.27	33.00	8.73	H
2567.50	-24.07	3.65	-44.92	-6.22	23.42	33.00	9.58	H

LTE Band 7_10MHz_16QAM

Frequency(MHz)	P _{Mea} (dBm)	P _{cl} (dB)	P _{Ag} (dB)	G _a Antenna Gain(dB)	EIRP(dBm)	Limit(dBm)	Margin(dB)	Polarization
2505.00	-24.70	3.59	-45.64	-6.11	23.46	33.00	9.54	H
2535.00	-23.09	3.63	-44.82	-6.16	24.26	33.00	8.74	H
2565.00	-23.97	3.65	-44.97	-6.22	23.57	33.00	9.43	H

LTE Band 7_15MHz_16QAM

Frequency(MHz)	P _{Mea} (dBm)	P _{cl} (dB)	P _{Ag} (dB)	G _a Antenna Gain(dB)	EIRP(dBm)	Limit(dBm)	Margin(dB)	Polarization
2507.50	-23.71	3.59	-44.92	-6.11	23.73	33.00	9.27	H
2535.00	-22.84	3.63	-44.82	-6.16	24.51	33.00	8.49	H
2562.50	-24.68	3.65	-45.67	-6.21	23.55	33.00	9.45	H

LTE Band 7_20MHz_16QAM

Frequency(MHz)	P _{Mea} (dBm)	P _{cl} (dB)	P _{Ag} (dB)	G _a Antenna Gain(dB)	EIRP(dBm)	Limit(dBm)	Margin(dB)	Polarization
2510.00	-24.26	3.58	-45.36	-6.12	23.64	33.00	9.36	H
2535.00	-22.78	3.63	-44.82	-6.16	24.57	33.00	8.43	H
2560.00	-24.51	3.64	-45.98	-6.21	24.04	33.00	8.96	H



LTE Band 12 - ERP 27.50(c)(10)

Limits: ≤34.77dBm (3W)

LTE Band 12_1.4MHz_QPSK

Frequency(MHz)	P _{Mea} (dBm)	P _{cl} (dB)	P _{Ag} (dB)	G _a Antenna Gain(dB)	Correction (dB)	ERP(dBm)	Limit(dBm)	Margin(dB)	Polarization
699.70	-25.67	1.90	-44.66	-0.77	2.15	15.71	34.77	19.06	V
707.50	-25.67	1.91	-44.94	-0.62	2.15	15.83	34.77	18.94	H
715.30	-25.03	1.92	-45.26	-0.50	2.15	16.66	34.77	18.11	V

LTE Band 12_3MHz_QPSK

Frequency(MHz)	P _{Mea} (dBm)	P _{cl} (dB)	P _{Ag} (dB)	G _a Antenna Gain(dB)	Correction (dB)	ERP(dBm)	Limit(dBm)	Margin(dB)	Polarization
700.50	-25.82	1.90	-44.68	-0.76	2.15	15.57	34.77	19.20	V
707.50	-25.65	1.91	-44.94	-0.62	2.15	15.85	34.77	18.92	H
714.50	-24.38	1.92	-45.26	-0.50	2.15	17.31	34.77	17.46	H

LTE Band 12_5MHz_QPSK

Frequency(MHz)	P _{Mea} (dBm)	P _{cl} (dB)	P _{Ag} (dB)	G _a Antenna Gain(dB)	Correction (dB)	ERP(dBm)	Limit(dBm)	Margin(dB)	Polarization
701.50	-25.79	1.90	-44.81	-0.74	2.15	15.71	34.77	19.06	V
707.50	-25.60	1.91	-44.94	-0.62	2.15	15.90	34.77	18.87	H
713.50	-25.05	1.92	-45.22	-0.50	2.15	16.60	34.77	18.17	H

LTE Band 12_10MHz_QPSK

Frequency(MHz)	P _{Mea} (dBm)	P _{cl} (dB)	P _{Ag} (dB)	G _a Antenna Gain(dB)	Correction (dB)	ERP(dBm)	Limit(dBm)	Margin(dB)	Polarization
704.00	-25.81	1.91	-44.93	-0.70	2.15	15.76	34.77	19.01	V
707.50	-25.69	1.91	-44.94	-0.62	2.15	15.81	34.77	18.96	H
711.00	-25.00	1.92	-45.19	-0.53	2.15	16.65	34.77	18.12	V

LTE Band 12_1.4MHz_16QAM

Frequency(MHz)	P _{Mea} (dBm)	P _{cl} (dB)	P _{Ag} (dB)	G _a Antenna Gain(dB)	Correction (dB)	ERP(dBm)	Limit(dBm)	Margin(dB)	Polarization
699.70	-26.64	1.90	-44.66	-0.77	2.15	14.74	34.77	20.03	V
707.50	-26.49	1.91	-44.94	-0.62	2.15	15.01	34.77	19.76	H
715.30	-26.04	1.92	-45.26	-0.50	2.15	15.65	34.77	19.12	H

LTE Band 12_3MHz_16QAM

Frequency(MHz)	P _{Mea} (dBm)	P _{cl} (dB)	P _{Ag} (dB)	G _a Antenna Gain(dB)	Correction (dB)	ERP(dBm)	Limit(dBm)	Margin(dB)	Polarization
700.50	-26.42	1.90	-44.68	-0.76	2.15	14.97	34.77	19.80	H
707.50	-26.36	1.91	-44.94	-0.62	2.15	15.14	34.77	19.63	V
714.50	-25.91	1.92	-45.26	-0.50	2.15	15.78	34.77	18.99	H

LTE Band 12_5MHz_16QAM

Frequency(MHz)	P _{Mea} (dBm)	P _{cl} (dB)	P _{Ag} (dB)	G _a Antenna Gain(dB)	Correction (dB)	ERP(dBm)	Limit(dBm)	Margin(dB)	Polarization
701.50	-26.35	1.90	-44.81	-0.74	2.15	15.15	34.77	19.62	V
707.50	-26.44	1.91	-44.94	-0.62	2.15	15.06	34.77	19.71	V
713.50	-25.88	1.92	-45.22	-0.50	2.15	15.77	34.77	19.00	H

LTE Band 12_10MHz_16QAM

Frequency(MHz)	P _{Mea} (dBm)	P _{cl} (dB)	P _{Ag} (dB)	G _a Antenna Gain(dB)	Correction (dB)	ERP(dBm)	Limit(dBm)	Margin(dB)	Polarization
704.00	-26.70	1.91	-44.93	-0.70	2.15	14.87	34.77	19.90	H
707.50	-26.30	1.91	-44.94	-0.62	2.15	15.20	34.77	19.57	H
711.00	-26.23	1.92	-45.19	-0.53	2.15	15.42	34.77	19.35	H



LTE Band 13- ERP 27.50(b)(10)

Limits: ≤34.77 dBm (3W)

LTE Band 13_5MHz_QPSK

Frequency(MHz)	P _{Mea} (dBm)	P _{cl} (dB)	P _{Ag} (dB)	G _a Antenna Gain(dB)	Correction (dB)	ERP(dBm)	Limit(dBm)	Margin(dB)	Polarization
779.50	-21.99	2.01	-45.64	-0.04	2.15	19.53	34.77	15.24	H
782.00	-22.14	2.01	-45.65	-0.09	2.15	19.44	34.77	15.33	H
784.50	-22.20	2.01	-45.67	-0.16	2.15	19.47	34.77	15.30	V

LTE Band 13_10MHz_QPSK

Frequency(MHz)	P _{Mea} (dBm)	P _{cl} (dB)	P _{Ag} (dB)	G _a Antenna Gain(dB)	Correction (dB)	ERP(dBm)	Limit(dBm)	Margin(dB)	Polarization
782.00	-22.32	2.01	-45.65	-0.09	2.15	19.26	34.77	15.51	H

LTE Band 13_5MHz_16QAM

Frequency(MHz)	P _{Mea} (dBm)	P _{cl} (dB)	P _{Ag} (dB)	G _a Antenna Gain(dB)	Correction (dB)	ERP(dBm)	Limit(dBm)	Margin(dB)	Polarization
779.50	-22.69	2.01	-45.64	-0.04	2.15	18.83	34.77	15.94	H
782.00	-22.93	2.01	-45.65	-0.09	2.15	18.65	34.77	16.12	H
784.50	-23.12	2.01	-45.67	-0.16	2.15	18.55	34.77	16.22	V

LTE Band 13_10MHz_16QAM

Frequency(MHz)	P _{Mea} (dBm)	P _{cl} (dB)	P _{Ag} (dB)	G _a Antenna Gain(dB)	Correction (dB)	ERP(dBm)	Limit(dBm)	Margin(dB)	Polarization
782.00	-23.07	2.01	-45.65	-0.09	2.15	18.51	34.77	16.26	H

LTE Band 30- EIRP 27.50(a)(3)

Limits: ≤43 dBm (20W)

LTE Band 30_5MHz_QPSK

Frequency(MHz)	P _{Mea} (dBm)	P _{cl} (dB)	P _{Ag} (dB)	G _a Antenna Gain(dB)	EIRP(dBm)	Limit(dBm)	Margin(dB)	Polarization
2307.50	-25.12	3.48	-44.55	-5.52	21.47	43.00	21.53	H
2310.00	-25.14	3.48	-44.55	-5.53	21.47	43.00	21.53	H
2312.50	-24.98	3.48	-44.56	-5.54	21.64	43.00	21.36	H

LTE Band 30_10MHz_QPSK

Frequency(MHz)	P _{Mea} (dBm)	P _{cl} (dB)	P _{Ag} (dB)	G _a Antenna Gain(dB)	EIRP(dBm)	Limit(dBm)	Margin(dB)	Polarization
2310.00	-25.20	3.48	-44.55	-5.53	21.41	43.00	21.59	H

LTE Band 30_5MHz_16QAM

Frequency(MHz)	P _{Mea} (dBm)	P _{cl} (dB)	P _{Ag} (dB)	G _a Antenna Gain(dB)	EIRP(dBm)	Limit(dBm)	Margin(dB)	Polarization
2307.50	-25.98	3.48	-44.55	-5.52	20.61	43.00	22.39	H
2310.00	-26.11	3.48	-44.55	-5.53	20.50	43.00	22.50	H
2312.50	-26.06	3.48	-44.56	-5.54	20.56	43.00	22.44	H

LTE Band 30_10MHz_16QAM

Frequency(MHz)	P _{Mea} (dBm)	P _{cl} (dB)	P _{Ag} (dB)	G _a Antenna Gain(dB)	EIRP(dBm)	Limit(dBm)	Margin(dB)	Polarization
2310.00	-26.09	3.48	-44.55	-5.53	20.52	43.00	22.48	H

LTE Band 41- EIRP Part 27.50(h)(2)

Limits: $\leq 33\text{dBm}$ (2W)

LTE Band 41_5MHz_QPSK

Frequency(MHz)	P _{Mea} (dBm)	P _{cl} (dB)	P _{Ag} (dB)	G _a Antenna Gain(dB)	EIRP(dBm)	Limit(dBm)	Margin(dB)	Polarization
2498.50	-28.42	3.58	-45.59	-6.10	19.69	33.00	13.31	H
2593.00	-26.67	3.68	-44.93	-6.27	20.85	33.00	12.15	H
2687.50	-27.41	3.73	-44.98	-6.44	20.28	33.00	12.72	H

LTE Band 41_10MHz_QPSK

Frequency(MHz)	P _{Mea} (dBm)	P _{cl} (dB)	P _{Ag} (dB)	G _a Antenna Gain(dB)	EIRP(dBm)	Limit(dBm)	Margin(dB)	Polarization
2501.00	-28.68	3.58	-45.65	-6.10	19.49	33.00	13.51	H
2593.00	-26.33	3.68	-44.93	-6.27	21.19	33.00	11.81	H
2685.00	-27.43	3.73	-44.98	-6.43	20.25	33.00	12.75	H

LTE Band 41_15MHz_QPSK

Frequency(MHz)	P _{Mea} (dBm)	P _{cl} (dB)	P _{Ag} (dB)	G _a Antenna Gain(dB)	EIRP(dBm)	Limit(dBm)	Margin(dB)	Polarization
2503.50	-29.16	3.58	-45.65	-6.11	19.02	33.00	13.98	H
2593.00	-26.79	3.68	-44.93	-6.27	20.73	33.00	12.27	H
2682.50	-27.79	3.73	-44.98	-6.43	19.89	33.00	13.11	H

LTE Band 41_20MHz_QPSK

Frequency(MHz)	P _{Mea} (dBm)	P _{cl} (dB)	P _{Ag} (dB)	G _a Antenna Gain(dB)	EIRP(dBm)	Limit(dBm)	Margin(dB)	Polarization
2506.00	-28.39	3.59	-45.15	-6.11	19.28	33.00	13.72	H
2593.00	-26.60	3.68	-44.93	-6.27	20.92	33.00	12.08	H
2680.00	-27.82	3.73	-44.97	-6.42	19.84	33.00	13.16	H



LTE Band 41_5MHz_16QAM

Frequency(MHz)	P _{Mea} (dBm)	P _{cl} (dB)	P _{Ag} (dB)	G _a Antenna Gain(dB)	EIRP(dBm)	Limit(dBm)	Margin(dB)	Polarization
2498.50	-29.12	3.58	-45.59	-6.10	18.99	33.00	14.01	H
2593.00	-27.43	3.68	-44.93	-6.27	20.09	33.00	12.91	H
2687.50	-28.29	3.73	-44.98	-6.44	19.40	33.00	13.60	H

LTE Band 41_10MHz_16QAM

Frequency(MHz)	P _{Mea} (dBm)	P _{cl} (dB)	P _{Ag} (dB)	G _a Antenna Gain(dB)	EIRP(dBm)	Limit(dBm)	Margin(dB)	Polarization
2501.00	-29.78	3.58	-45.65	-6.10	18.39	33.00	14.61	H
2593.00	-26.90	3.68	-44.93	-6.27	20.62	33.00	12.38	H
2685.00	-28.19	3.73	-44.98	-6.43	19.49	33.00	13.51	H

LTE Band 41_15MHz_16QAM

Frequency(MHz)	P _{Mea} (dBm)	P _{cl} (dB)	P _{Ag} (dB)	G _a Antenna Gain(dB)	EIRP(dBm)	Limit(dBm)	Margin(dB)	Polarization
2503.50	-29.93	3.58	-45.65	-6.11	18.25	33.00	14.75	H
2593.00	-27.49	3.68	-44.93	-6.27	20.03	33.00	12.97	H
2682.50	-28.77	3.73	-44.98	-6.43	18.91	33.00	14.09	H

LTE Band 41_20MHz_16QAM

Frequency(MHz)	P _{Mea} (dBm)	P _{cl} (dB)	P _{Ag} (dB)	G _a Antenna Gain(dB)	EIRP(dBm)	Limit(dBm)	Margin(dB)	Polarization
2506.00	-29.43	3.59	-45.15	-6.11	18.24	33.00	14.76	H
2593.00	-27.34	3.68	-44.93	-6.27	20.18	33.00	12.82	H
2680.00	-28.68	3.73	-44.97	-6.42	18.98	33.00	14.02	H



LTE Band 66- EIRP 27.50(d)

Limits: ≤30dBm (1W)

LTE Band 66_1.4MHz_QPSK

Frequency(MHz)	P _{Mea} (dBm)	P _{cl} (dB)	P _{Ag} (dB)	G _a Antenna Gain(dB)	EIRP(dBm)	Limit(dBm)	Margin(dB)	Polarization
1710.70	-24.59	3.17	-44.10	-5.12	21.46	33.00	11.54	H
1745.00	-23.78	3.68	-44.16	-5.06	21.76	33.00	11.24	H
1779.30	-22.65	3.04	-44.03	-5.00	23.34	33.00	9.66	H

LTE Band 66_3MHz_QPSK

Frequency(MHz)	P _{Mea} (dBm)	P _{cl} (dB)	P _{Ag} (dB)	G _a Antenna Gain(dB)	EIRP(dBm)	Limit(dBm)	Margin(dB)	Polarization
1711.50	-24.20	3.40	-44.10	-5.12	21.62	33.00	11.38	H
1745.00	-23.81	3.68	-44.16	-5.06	21.73	33.00	11.27	H
1778.50	-22.48	3.04	-44.03	-5.00	23.51	33.00	9.49	H

LTE Band 66_5MHz_QPSK

Frequency(MHz)	P _{Mea} (dBm)	P _{cl} (dB)	P _{Ag} (dB)	G _a Antenna Gain(dB)	EIRP(dBm)	Limit(dBm)	Margin(dB)	Polarization
1712.50	-23.87	3.66	-44.10	-5.12	21.69	33.00	11.31	H
1745.00	-23.92	3.68	-44.16	-5.06	21.62	33.00	11.38	H
1777.50	-22.34	3.04	-44.04	-5.00	23.66	33.00	9.34	H

LTE Band 66_10MHz_QPSK

Frequency(MHz)	P _{Mea} (dBm)	P _{cl} (dB)	P _{Ag} (dB)	G _a Antenna Gain(dB)	EIRP(dBm)	Limit(dBm)	Margin(dB)	Polarization
1715.00	-23.89	3.56	-44.10	-5.11	21.76	33.00	11.24	H
1745.00	-23.96	3.68	-44.16	-5.06	21.58	33.00	11.42	H
1775.00	-22.23	3.05	-44.05	-5.01	23.77	33.00	9.23	H

LTE Band 66_15MHz_QPSK

Frequency(MHz)	P _{Mea} (dBm)	P _{cl} (dB)	P _{Ag} (dB)	G _a Antenna Gain(dB)	EIRP(dBm)	Limit(dBm)	Margin(dB)	Polarization
1717.50	-23.93	3.47	-44.11	-5.11	21.82	33.00	11.18	H
1745.00	-23.94	3.68	-44.16	-5.06	21.60	33.00	11.40	H
1772.50	-22.34	3.05	-44.06	-5.01	23.68	33.00	9.32	H

LTE Band 66_20MHz_QPSK

Frequency(MHz)	P _{Mea} (dBm)	P _{cl} (dB)	P _{Ag} (dB)	G _a Antenna Gain(dB)	EIRP(dBm)	Limit(dBm)	Margin(dB)	Polarization
1720.00	-23.62	3.37	-44.11	-5.10	22.22	33.00	10.78	H
1745.00	-23.98	3.68	-44.16	-5.06	21.56	33.00	11.44	H
1770.00	-22.79	3.05	-44.07	-5.01	23.25	33.00	9.75	H



LTE Band 66_1.4MHz_16QAM

Frequency(MHz)	P _{Mea} (dBm)	P _{cl} (dB)	P _{Ag} (dB)	G _a Antenna Gain(dB)	EIRP(dBm)	Limit(dBm)	Margin(dB)	Polarization
1710.70	-25.75	3.17	-44.10	-5.12	20.30	33.00	12.70	H
1745.00	-24.29	3.68	-44.16	-5.06	21.25	33.00	11.75	H
1779.30	-23.39	3.04	-44.03	-5.00	22.60	33.00	10.40	H

LTE Band 66_3MHz_16QAM

Frequency(MHz)	P _{Mea} (dBm)	P _{cl} (dB)	P _{Ag} (dB)	G _a Antenna Gain(dB)	EIRP(dBm)	Limit(dBm)	Margin(dB)	Polarization
1711.50	-25.30	3.40	-44.10	-5.12	20.52	33.00	12.48	H
1745.00	-23.80	3.68	-44.16	-5.06	21.74	33.00	11.26	H
1778.50	-23.18	3.04	-44.03	-5.00	22.81	33.00	10.19	H

LTE Band 66_5MHz_16QAM

Frequency(MHz)	P _{Mea} (dBm)	P _{cl} (dB)	P _{Ag} (dB)	G _a Antenna Gain(dB)	EIRP(dBm)	Limit(dBm)	Margin(dB)	Polarization
1712.50	-24.73	3.66	-44.10	-5.12	20.83	33.00	12.17	H
1745.00	-24.83	3.68	-44.16	-5.06	20.71	33.00	12.29	H
1777.50	-22.85	3.04	-44.04	-5.00	23.15	33.00	9.85	H

LTE Band 66_10MHz_16QAM

Frequency(MHz)	P _{Mea} (dBm)	P _{cl} (dB)	P _{Ag} (dB)	G _a Antenna Gain(dB)	EIRP(dBm)	Limit(dBm)	Margin(dB)	Polarization
1715.00	-24.66	3.56	-44.10	-5.11	20.99	33.00	12.01	H
1745.00	-24.58	3.68	-44.16	-5.06	20.96	33.00	12.04	H
1775.00	-22.82	3.05	-44.05	-5.01	23.18	33.00	9.82	H

LTE Band 66_15MHz_16QAM

Frequency(MHz)	P _{Mea} (dBm)	P _{cl} (dB)	P _{Ag} (dB)	G _a Antenna Gain(dB)	EIRP(dBm)	Limit(dBm)	Margin(dB)	Polarization
1717.50	-24.85	3.47	-44.11	-5.11	20.90	33.00	12.10	H
1745.00	-24.52	3.68	-44.16	-5.06	21.02	33.00	11.98	H
1772.50	-23.71	3.05	-44.06	-5.01	22.31	33.00	10.69	H

LTE Band 66_20MHz_16QAM

Frequency(MHz)	P _{Mea} (dBm)	P _{cl} (dB)	P _{Ag} (dB)	G _a Antenna Gain(dB)	EIRP(dBm)	Limit(dBm)	Margin(dB)	Polarization
1720.00	-25.20	3.37	-44.11	-5.10	20.64	33.00	12.36	H
1745.00	-24.30	3.68	-44.16	-5.06	21.24	33.00	11.76	H
1770.00	-22.70	3.05	-44.07	-5.01	23.34	33.00	9.66	H

Peak EIRP(dBm) = P_{Mea}(-21.83dBm) - G_a (-6.16dBi) - P_{Ag} (-44.82dB) - P_{cl} (3.63dB) = 25.52dBm

ANALYZER SETTINGS:

RBW = VBW = 8MHz for occupied bandwidths equal to or less than 5MHz.

RBW = VBW = 20MHz for occupied bandwidths equal to or greater than 10MHz.

Note: Expanded measurement uncertainty is $U = 0.96$ dB, $k = 2$.

A.2 EMISSION LIMIT

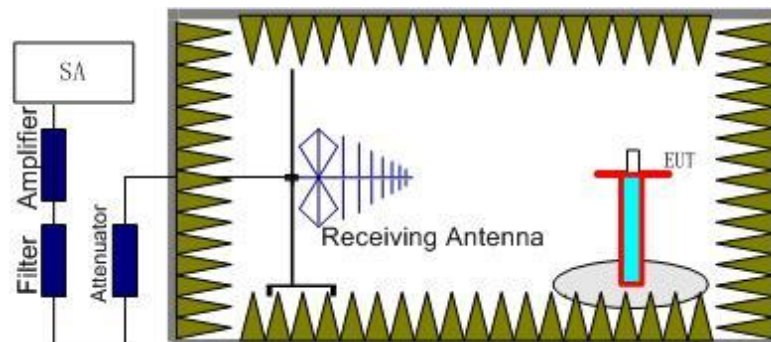
A.2.1 Measurement Method

The measurements procedures in TIA-603D-2010 are used. This measurement is carried out in fully-anechoic chamber FAC-3.

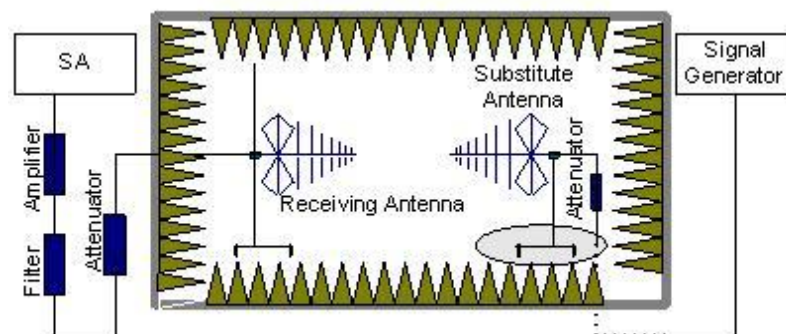
The spectrum was scanned from 30 MHz to the 10th harmonic of the highest frequency generated within the equipment, which is the transmitted carrier. The resolution bandwidth is set 1MHz. The spectrum was scanned with the mobile station transmitting at carrier frequencies that pertain to low, mid and high channels of the LTE Bands 2 4 5 7 12 13 30 40 41 66.

The procedure of radiated spurious emissions is as follows:

1. EUT was placed on a 1.5 meter high non-conductive stand at a 3 meter test distance from the receive antenna. A receiving antenna was placed on the antenna mast 3 meters from the EUT for emission measurements. The height of receiving antenna is 1.5m. The test setup refers to figure below. Detected emissions were maximized at each frequency by rotating the EUT through 360° and adjusting the receiving antenna polarization. The radiated emission measurements of all non-harmonic and harmonics of the transmit frequency through the 10th harmonic were measured with peak detector.



2. The EUT is then put into continuously transmitting mode at its maximum power level during the test. And the maximum value of the receiver should be recorded as (Pr).
3. The EUT shall be replaced by a substitution antenna. The test setup refers to figure below.



In the chamber, an substitution antenna for the frequency band of interest is placed at the reference point of the chamber. An RF Signal source for the frequency band of interest is connected to the substitution antenna with a cable that has been constructed to not interfere

with the radiation pattern of the antenna. A power (P_{Mea}) is applied to the input of the substitution antenna. Adjust the level of the signal generator output until the value of the receiver reaches the previously recorded (P_r). The power of signal source (P_{Mea}) is recorded. The test should be performed by rotating the test item and adjusting the receiving antenna polarization.

4. The Path loss (P_{pl}) between the Signal Source with the Substitution Antenna and the Substitution Antenna Gain (G_a) should be recorded after test.

An amplifier should be connected in for the test.

The Path loss (P_{pl}) is the summation of the cable loss and the gain of the amplifier.

The measurement results are obtained as described below:

$$\text{Power (EIRP)} = P_{Mea} + P_{pl} + G_a$$

5. This value is EIRP since the measurement is calibrated using an antenna of known gain (unit: dBi) and known input power.
6. ERP can be calculated from EIRP by subtracting the gain of the dipole, $ERP = EIRP - 2.15\text{dB}$.

A.2.2 Measurement Limit

Part 22.917, Part 24.238(a), Part 27.53(g), Part 27.53(h) specify that the power of any emission outside of the authorized operating frequency ranges must be attenuated below the transmitting power (P) by a factor of at least $43 + 10 \log(P)$ dB.

The specification that emissions shall be attenuated below the transmitter power (P) by at least $43 + 10 \log(P)$ dB, translates in the relevant power range (1 to 0.001 W) to -13 dBm. At 1 W the specified minimum attenuation becomes 43 dB and relative to a 30 dBm (1 W) carrier becomes a limit of -13 dBm. At 0.001 W (0 dBm) the minimum attenuation is 13 dB, which again yields a limit of -13 dBm. In this way a translation of the specification from relative to absolute terms is carried out.

Part 27.53(a) states for mobile and portable stations operating in the 2305–2315 MHz and 2350–2360 MHz bands: By a factor of not less than: $43 + 10 \log(P)$ dB on all frequencies between 2305 and 2320 MHz and on all frequencies between 2345 and 2360 MHz that are outside the licensed band(s) of operation, not less than $55 + 10 \log(P)$ dB on all frequencies between 2320 and 2324 MHz and on all frequencies between 2341 and 2345 MHz, not less than $61 + 10 \log(P)$ dB on all frequencies between 2324 and 2328 MHz and on all frequencies between 2337 and 2341 MHz, and not less than $67 + 10 \log(P)$ dB on all frequencies between 2328 and 2337 MHz; By a factor of not less than $43 + 10 \log(P)$ dB on all frequencies between 2300 and 2305 MHz, $55 + 10 \log(P)$ dB on all frequencies between 2296 and 2300 MHz, $61 + 10 \log(P)$ dB on all frequencies between 2292 and 2296 MHz, $67 + 10 \log(P)$ dB on all frequencies between 2288 and 2292 MHz, and $70 + 10 \log(P)$ dB below 2288 MHz; By a factor of not less than $43 + 10 \log(P)$ dB on all frequencies between 2360 and 2365 MHz, and not less than $70 + 10 \log(P)$ dB above 2365 MHz.

A.2.3 Measurement Results

Radiated emissions measurements were made only at the upper, middle, and lower carrier frequencies of the LTE Bands 2 4 5 7 12 13 30 41 66. It was decided that measurements at these three carrier frequencies would be sufficient to demonstrate compliance with emissions limits because it was seen that all the significant spurs occur well outside the band and no radiation was seen from a carrier in one block of the LTE Bands 2 4 5 7 12 13 30 40 41 66 into any of the other blocks. The equipment must still, however, meet emissions requirements with the carrier at all



frequencies over which it is capable of operating and it is the manufacturer's responsibility to verify this. The evaluated frequency range is from 30MHz to 26GHz.

LTE Band 2, 1.4MHz, QPSK, Channel 18607

Frequency(MHz)	P _{Mea} (dB m)	Path Loss	Antenna Gain	Peak EIRP(dBm)	Limit (dBm)	Margin(dB)	Polarization
3701.02	-49.95	6.42	8.48	-47.89	-13.00	34.89	H
8962.01	-52.44	9.07	13.09	-48.42	-13.00	35.42	H
11121.01	-43.23	9.74	13.18	-39.79	-13.00	26.79	H
13563.01	-47.27	10.77	14.24	-43.80	-13.00	30.80	V
15360.00	-44.25	11.35	13.78	-41.82	-13.00	28.82	V
16691.00	-41.28	11.75	13.68	-39.35	-13.00	26.35	H

LTE Band 2, 1.4MHz, QPSK, Channel 18900

Frequency(MHz)	P _{Mea} (dB m)	Path Loss	Antenna Gain	Peak EIRP(dBm)	Limit (dBm)	Margin(dB)	Polarization
3760.02	-49.73	6.26	8.56	-47.43	-13.00	34.43	H
5644.02	-51.96	7.27	10.57	-48.66	-13.00	35.66	H
11292.01	-45.62	9.95	13.14	-42.43	-13.00	29.43	V
13122.01	-47.09	10.84	13.67	-44.26	-13.00	31.26	V
14791.00	-45.39	11.13	14.17	-42.35	-13.00	29.35	V
16594.00	-41.27	12.02	13.64	-39.65	-13.00	26.65	H

LTE Band 2, 1.4MHz, QPSK, Channel 19193

Frequency(MHz)	P _{Mea} (dB m)	Path Loss	Antenna Gain	Peak EIRP(dBm)	Limit (dBm)	Margin(dB)	Polarization
7640.01	-50.87	8.15	12.31	-46.71	-13.00	33.71	V
9547.01	-49.61	9.37	13.35	-45.63	-13.00	32.63	H
11579.01	-49.46	9.80	13.08	-46.18	-13.00	33.18	H
13063.01	-46.67	10.76	13.59	-43.84	-13.00	30.84	V
15454.00	-44.65	11.47	13.73	-42.39	-13.00	29.39	H
16672.00	-40.54	11.81	13.67	-38.68	-13.00	25.68	H

LTE Band 2, 1.4MHz, 16QAM, Channel 18607

Frequency(MHz)	P _{Mea} (dBm)	Path Loss	Antenna Gain	Peak EIRP(dBm)	Limit (dBm)	Margin(dB)	Polarization
3702.02	-51.23	6.42	8.48	-49.17	-13.00	36.17	H
9643.01	-52.97	9.02	13.26	-48.73	-13.00	35.73	H
11121.01	-43.48	9.74	13.18	-40.04	-13.00	27.04	H
13426.01	-46.94	10.59	14.10	-43.43	-13.00	30.43	H
15197.00	-44.32	11.40	13.88	-41.84	-13.00	28.84	H
16795.00	-41.36	12.10	13.72	-39.74	-13.00	26.74	V

LTE Band 2, 1.4MHz, 16QAM, Channel 18900

Frequency(MHz)	P _{Mea} (dBm)	Path Loss	Antenna Gain	Peak EIRP(dBm)	Limit (dBm)	Margin(dB)	Polarization
3760.02	-50.01	6.26	8.56	-47.71	-13.00	34.71	H
5645.02	-51.46	7.27	10.57	-48.16	-13.00	35.16	H
11290.01	-45.49	9.94	13.14	-42.29	-13.00	29.29	V
13165.01	-46.61	10.65	13.73	-43.53	-13.00	30.53	H
14664.00	-44.82	11.19	14.27	-41.74	-13.00	28.74	H
16853.00	-41.15	12.05	13.74	-39.46	-13.00	26.46	V

LTE Band 2, 1.4MHz, 16QAM, Channel 19193

Frequency(MHz)	P _{Mea} (dBm)	Path Loss	Antenna Gain	Peak EIRP(dBm)	Limit (dBm)	Margin(dB)	Polarization
5732.02	-50.14	7.29	10.55	-46.88	-13.00	33.88	H
9547.01	-49.76	9.37	13.35	-45.78	-13.00	32.78	H
11661.01	-49.76	9.68	13.07	-46.37	-13.00	33.37	H
13472.01	-47.58	10.62	14.16	-44.04	-13.00	31.04	V
15321.00	-44.07	11.30	13.81	-41.56	-13.00	28.56	V
16766.00	-40.74	11.98	13.71	-39.01	-13.00	26.01	V

LTE Band 4, 1.4MHz QPSK, Channel 19957

Frequency(MHz)	P _{Mea} (dB m)	Path Loss	Antenna Gain	Peak EIRP(dBm)	Limit (dBm)	Margin(dB)	Polarization
3422.02	-47.93	5.38	8.01	-45.30	-13.00	32.30	V
6840.01	-54.93	7.84	11.41	-51.36	-13.00	38.36	V
10267.01	-53.09	9.53	13.01	-49.61	-13.00	36.61	V
13687.01	-48.38	10.63	14.31	-44.70	-13.00	31.70	H
15394.00	-45.89	11.39	13.76	-43.52	-13.00	30.52	V
17105.00	-43.92	12.65	14.03	-42.54	-13.00	29.54	H

LTE Band 4, 1.4MHz, QPSK, Channel 20175

Frequency(MHz)	P _{Mea} (dB m)	Path Loss	Antenna Gain	Peak EIRP(dBm)	Limit (dBm)	Margin(dB)	Polarization
3465.02	-42.90	5.46	8.12	-40.24	-13.00	27.24	H
5202.02	-56.70	6.96	10.18	-53.48	-13.00	40.48	H
6934.01	-51.30	7.79	11.52	-47.57	-13.00	34.57	H
10396.01	-51.67	9.79	13.06	-48.40	-13.00	35.40	H
12131.01	-50.31	10.26	13.05	-47.52	-13.00	34.52	V
13859.01	-47.68	10.72	14.42	-43.98	-13.00	30.98	H

LTE Band 4, 1.4MHz, QPSK, Channel 20393

Frequency(MHz)	P _{Mea} (dB m)	Path Loss	Antenna Gain	Peak EIRP(dBm)	Limit (dBm)	Margin(dB)	Polarization
3509.02	-48.94	5.54	8.21	-46.27	-13.00	33.27	H
7022.01	-52.45	8.27	11.63	-49.09	-13.00	36.09	H
8776.01	-55.04	8.59	13.06	-50.57	-13.00	37.57	H
12281.01	-49.93	10.01	13.11	-46.83	-13.00	33.83	H
14031.01	-47.92	10.92	14.49	-44.35	-13.00	31.35	H
15790.00	-44.60	11.65	13.70	-42.55	-13.00	29.55	H

LTE Band 4, 1.4MHz, 16QAM, Channel 19957

Frequency(MHz)	P _{Mea} (dB m)	Path Loss	Antenna Gain	Peak EIRP(dBm)	Limit (dBm)	Margin(dB)	Polarization
3421.02	-49.36	5.38	8.01	-46.73	-13.00	33.73	V
6843.01	-55.36	7.83	11.41	-51.78	-13.00	38.78	V
10261.01	-53.54	9.51	13.00	-50.05	-13.00	37.05	H
11974.01	-50.61	10.17	13.01	-47.77	-13.00	34.77	H
13688.01	-48.75	10.63	14.31	-45.07	-13.00	32.07	H
15393.00	-45.48	11.38	13.76	-43.10	-13.00	30.10	H

LTE Band 4, 1.4MHz, 16QAM, Channel 20175

Frequency(MHz)	P _{Mea} (dB m)	Path Loss	Antenna Gain	Peak EIRP(dBm)	Limit (dBm)	Margin(dB)	Polarization
3465.02	-43.51	5.46	8.12	-40.85	-13.00	27.85	H
5202.02	-56.21	6.96	10.18	-52.99	-13.00	39.99	H
8667.01	-52.30	8.40	13.03	-47.67	-13.00	34.67	H
10399.01	-52.47	9.80	13.06	-49.21	-13.00	36.21	V
13857.01	-48.70	10.72	14.41	-45.01	-13.00	32.01	V
15595.00	-46.02	11.49	13.70	-43.81	-13.00	30.81	V

LTE Band 4, 1.4MHz, 16QAM, Channel 20393

Frequency(MHz)	P _{Mea} (dB m)	Path Loss	Antenna Gain	Peak EIRP(dBm)	Limit (dBm)	Margin(dB)	Polarization
3509.02	-49.18	5.54	8.21	-46.51	-13.00	33.51	H
5262.02	-55.64	6.99	10.27	-52.36	-13.00	39.36	H
8776.01	-54.83	8.59	13.06	-50.36	-13.00	37.36	V
10525.01	-52.75	9.56	13.11	-49.20	-13.00	36.20	V
14035.01	-48.68	10.93	14.49	-45.12	-13.00	32.12	H
15793.00	-44.70	11.66	13.70	-42.66	-13.00	29.66	H

LTE Band 5, 1.4MHz, QPSK, Channel 20407

Frequency(MHz)	P _{Mea} (dBm)	Path Loss	Antenna Gain	Correction (dB)	Peak ERP(dBm)	Limit (dBm)	Margin(dB)	Polarization
1647.01	-57.81	3.56	5.24	2.15	-58.28	-13.00	45.28	H
2472.00	-51.21	4.59	6.02	2.15	-51.93	-13.00	38.93	V
5775.01	-54.18	7.23	10.54	2.15	-53.02	-13.00	40.02	H
6597.01	-53.67	7.79	11.12	2.15	-52.49	-13.00	39.49	H
8246.01	-52.92	8.59	12.80	2.15	-50.86	-13.00	37.86	H
9070.00	-52.07	9.01	13.14	2.15	-50.09	-13.00	37.09	H

LTE Band 5, 1.4MHz, QPSK, Channel 20525

Frequency(MHz)	P _{Mea} (dBm)	Path Loss	Antenna Gain	Correction (dB)	Peak ERP(dBm)	Limit (dBm)	Margin(dB)	Polarization
1674.01	-56.53	3.58	5.19	2.15	-57.07	-13.00	44.07	H
3343.02	-55.03	5.31	7.82	2.15	-54.67	-13.00	41.67	H
5021.01	-54.92	6.57	9.93	2.15	-53.71	-13.00	40.71	H
6692.01	-53.01	7.96	11.23	2.15	-51.89	-13.00	38.89	H
7524.01	-51.48	8.29	12.22	2.15	-49.70	-13.00	36.70	V
9204.00	-52.98	8.94	13.22	2.15	-50.85	-13.00	37.85	H

LTE Band 5, 1.4MHz, QPSK, Channel 20643

Frequency(MHz)	P _{Mea} (dBm)	Path Loss	Antenna Gain	Correction (dB)	Peak ERP(dBm)	Limit (dBm)	Margin(dB)	Polarization
1701.01	-56.62	3.60	5.14	2.15	-57.23	-13.00	44.23	V
2548.00	-50.52	4.67	6.19	2.15	-51.15	-13.00	38.15	V
3389.02	-54.24	5.35	7.93	2.15	-53.81	-13.00	40.81	H
5093.01	-54.98	6.75	10.03	2.15	-53.85	-13.00	40.85	V
6786.01	-51.79	7.91	11.34	2.15	-50.51	-13.00	37.51	V
8483.00	-51.70	8.67	12.99	2.15	-49.53	-13.00	36.53	H



LTE Band 5, 1.4MHz, 16QAM, Channel 20407

Frequency(MHz)	P _{Mea} (dBm)	Path Loss	Antenna Gain	Correction (dB)	Peak ERP(dBm)	Limit (dBm)	Margin(dB)	Polarization
1648.01	-53.86	3.56	5.23	2.15	-54.34	-13.00	41.34	V
2476.00	-50.49	4.60	6.03	2.15	-51.21	-13.00	38.21	H
3301.02	-55.21	5.29	7.72	2.15	-54.93	-13.00	41.93	H
5774.01	-54.74	7.23	10.55	2.15	-53.57	-13.00	40.57	H
6600.01	-53.69	7.80	11.12	2.15	-52.52	-13.00	39.52	H
7419.01	-52.68	8.17	12.10	2.15	-50.90	-13.00	37.90	H

LTE Band 5, 1.4MHz, 16QAM, Channel 20525

Frequency(MHz)	P _{Mea} (dBm)	Path Loss	Antenna Gain	Correction (dB)	Peak ERP(dBm)	Limit (dBm)	Margin(dB)	Polarization
1674.01	-56.14	3.58	5.19	2.15	-56.68	-13.00	43.68	H
2512.00	-51.08	4.64	6.12	2.15	-51.75	-13.00	38.75	H
4186.02	-55.67	6.17	9.09	2.15	-54.90	-13.00	41.90	V
5018.01	-54.29	6.57	9.93	2.15	-53.08	-13.00	40.08	V
5860.01	-53.51	7.27	10.53	2.15	-52.40	-13.00	39.40	H
7524.01	-52.44	8.29	12.22	2.15	-50.66	-13.00	37.66	H

LTE Band 5, 1.4MHz, 16QAM, Channel 20643

Frequency(MHz)	P _{Mea} (dBm)	Path Loss	Antenna Gain	Correction (dB)	Peak ERP(dBm)	Limit (dBm)	Margin(dB)	Polarization
1698.01	-56.87	3.60	5.14	2.15	-57.48	-13.00	44.48	V
2543.00	-50.72	4.66	6.18	2.15	-51.35	-13.00	38.35	H
4245.02	-55.25	6.24	9.15	2.15	-54.49	-13.00	41.49	H
5089.01	-55.08	6.74	10.02	2.15	-53.95	-13.00	40.95	V
7632.01	-52.48	8.12	12.31	2.15	-50.44	-13.00	37.44	V
8482.00	-51.80	8.67	12.99	2.15	-49.63	-13.00	36.63	H

LTE Band 7, 5 MHz, QPSK, Channel 20775

Frequency(MHz)	P _{Mea} (dBm)	Path Loss	Antenna Gain	Peak EIRP(dBm)	Limit (dBm)	Margin(dB)	Polarization
5009.02	-57.15	6.59	9.91	-53.83	-13.00	40.83	H
7511.01	-48.39	8.35	12.21	-44.53	-13.00	31.53	H
10013.01	-49.32	9.22	12.91	-45.63	-13.00	32.63	H
12508.01	-49.61	10.20	13.20	-46.61	-13.00	33.61	H
15018.00	-46.08	11.24	13.99	-43.33	-13.00	30.33	H
17516.00	-44.26	12.79	14.92	-42.13	-13.00	29.13	H

LTE Band 7, 5 MHz, QPSK, Channel 21100

Frequency(MHz)	P _{Mea} (dBm)	Path Loss	Antenna Gain	Peak EIRP(dBm)	Limit (dBm)	Margin(dB)	Polarization
5074.02	-56.93	6.70	10.00	-53.63	-13.00	40.63	H
7609.01	-47.06	8.01	12.29	-42.78	-13.00	29.78	V
10138.01	-53.47	9.40	12.96	-49.91	-13.00	36.91	V
12675.01	-49.50	10.34	13.31	-46.53	-13.00	33.53	H
15211.00	-46.12	11.39	13.87	-43.64	-13.00	30.64	H
17745.00	-44.86	12.43	15.24	-42.05	-13.00	29.05	H

LTE Band 7, 5 MHz, QPSK, Channel 21425

Frequency(MHz)	P _{Mea} (dBm)	Path Loss	Antenna Gain	Peak EIRP(dBm)	Limit (dBm)	Margin(dB)	Polarization
5133.02	-56.33	6.86	10.09	-53.10	-13.00	40.10	H
7706.01	-46.85	8.42	12.36	-42.91	-13.00	29.91	V
10271.01	-52.05	9.54	13.01	-48.58	-13.00	35.58	H
12839.01	-49.27	10.67	13.40	-46.54	-13.00	33.54	H
15400.00	-45.13	11.39	13.76	-42.76	-13.00	29.76	H
17971.00	-42.32	12.89	15.56	-39.65	-13.00	26.65	H

LTE Band 7, 5 MHz, 16QAM, Channel 20775

Frequency(MHz)	P _{Mea} (dBm)	Path Loss	Antenna Gain	Peak EIRP(dBm)	Limit (dBm)	Margin(dB)	Polarization
5006.02	-57.03	6.59	9.91	-53.71	-13.00	40.71	H
7509.01	-48.19	8.36	12.21	-44.34	-13.00	31.34	H
10014.01	-50.12	9.22	12.91	-46.43	-13.00	33.43	H
12515.01	-49.59	10.22	13.21	-46.60	-13.00	33.60	H
15010.00	-45.79	11.23	13.99	-43.03	-13.00	30.03	V
17516.00	-44.18	12.79	14.92	-42.05	-13.00	29.05	H

LTE Band 7, 5 MHz, 16QAM, Channel 21100

Frequency(MHz)	P _{Mea} (dBm)	Path Loss	Antenna Gain	Peak EIRP(dBm)	Limit (dBm)	Margin(dB)	Polarization
5074.02	-54.83	6.70	10.00	-51.53	-13.00	38.53	H
7609.01	-48.53	8.01	12.29	-44.25	-13.00	31.25	V
10140.01	-53.35	9.40	12.96	-49.79	-13.00	36.79	H
12674.01	-48.99	10.34	13.30	-46.03	-13.00	33.03	H
15206.00	-46.57	11.39	13.88	-44.08	-13.00	31.08	V
17746.00	-44.72	12.44	15.24	-41.92	-13.00	28.92	H

LTE Band 7, 5 MHz, 16QAM, Channel 21425

Frequency(MHz)	P _{Mea} (dBm)	Path Loss	Antenna Gain	Peak EIRP(dBm)	Limit (dBm)	Margin(dB)	Polarization
5138.02	-55.63	6.86	10.09	-52.40	-13.00	39.40	H
7706.01	-47.57	8.42	12.36	-43.63	-13.00	30.63	V
10271.01	-52.69	9.54	13.01	-49.22	-13.00	36.22	H
12833.01	-49.37	10.68	13.40	-46.65	-13.00	33.65	H
15407.00	-46.12	11.40	13.76	-43.76	-13.00	30.76	V
17972.00	-42.44	12.89	15.56	-39.77	-13.00	26.77	V



LTE Band 12, 1.4MHz, QPSK, Channel 23017

Frequency(MHz)	P _{Mea} (dBm)	Path Loss	Antenna Gain	Correction (dB)	Peak ERP(dBm)	Limit (dBm)	Margin(dB)	Polarization
2100.00	-53.58	4.19	4.90	2.15	-55.02	-13.00	42.02	H
3494.02	-55.29	5.51	8.19	2.15	-54.76	-13.00	41.76	H
4896.01	-55.13	6.73	9.80	2.15	-54.21	-13.00	41.21	H
5601.01	-54.74	7.24	10.58	2.15	-53.55	-13.00	40.55	V
6300.01	-53.87	7.52	10.80	2.15	-52.74	-13.00	39.74	H
7701.01	-52.49	8.43	12.36	2.15	-50.71	-13.00	37.71	H

LTE Band 12, 1.4MHz, QPSK, Channel 23095

Frequency(MHz)	P _{Mea} (dBm)	Path Loss	Antenna Gain	Correction (dB)	Peak ERP(dBm)	Limit (dBm)	Margin(dB)	Polarization
1410.01	-58.10	3.25	5.03	2.15	-58.47	-13.00	45.47	V
2123.00	-51.63	4.21	4.97	2.15	-53.02	-13.00	40.02	H
3542.02	-55.40	5.74	8.26	2.15	-55.03	-13.00	42.03	H
5661.01	-54.43	7.28	10.57	2.15	-53.29	-13.00	40.29	H
7071.01	-52.89	8.20	11.69	2.15	-51.55	-13.00	38.55	V
9202.00	-51.81	8.93	13.22	2.15	-49.67	-13.00	36.67	H

LTE Band 12, 1.4MHz, QPSK, Channel 23173

Frequency(MHz)	P _{Mea} (dBm)	Path Loss	Antenna Gain	Correction (dB)	Peak ERP(dBm)	Limit (dBm)	Margin(dB)	Polarization
1433.01	-58.25	3.28	5.15	2.15	-58.53	-13.00	45.53	H
2141.00	-53.52	4.24	5.02	2.15	-54.89	-13.00	41.89	V
2861.00	-49.56	4.96	6.75	2.15	-49.92	-13.00	36.92	V
3579.02	-54.73	6.12	8.31	2.15	-54.69	-13.00	41.69	V
4292.02	-53.72	6.20	9.19	2.15	-52.88	-13.00	39.88	V
5008.01	-55.23	6.59	9.91	2.15	-54.06	-13.00	41.06	V



LTE Band 12, 1.4MHz, 16QAM, Channel 23017

Frequency(MHz)	P _{Mea} (dBm)	Path Loss	Antenna Gain	Correction (dB)	Peak ERP(dBm)	Limit (dBm)	Margin(dB)	Polarization
2102.00	-54.06	4.19	4.91	2.15	-55.49	-13.00	42.49	H
2794.00	-50.26	4.90	6.63	2.15	-50.68	-13.00	37.68	V
3503.02	-54.54	5.53	8.20	2.15	-54.02	-13.00	41.02	H
4896.01	-55.59	6.73	9.80	2.15	-54.67	-13.00	41.67	H
5598.01	-54.46	7.23	10.58	2.15	-53.26	-13.00	40.26	H
6301.01	-53.92	7.52	10.80	2.15	-52.79	-13.00	39.79	V

LTE Band 12, 1.4MHz 16QAM, Channel 23095

Frequency(MHz)	P _{Mea} (dBm)	Path Loss	Antenna Gain	Correction (dB)	Peak ERP(dBm)	Limit (dBm)	Margin(dB)	Polarization
1400.01	-57.42	3.24	4.98	2.15	-57.83	-13.00	44.83	V
2821.00	-49.43	4.94	6.68	2.15	-49.84	-13.00	36.84	V
3511.02	-54.68	5.54	8.22	2.15	-54.15	-13.00	41.15	H
4927.01	-54.60	6.73	9.83	2.15	-53.65	-13.00	40.65	V
7079.01	-52.00	8.19	11.69	2.15	-50.65	-13.00	37.65	H
7822.01	-51.08	8.32	12.46	2.15	-49.09	-13.00	36.09	V

LTE Band 12, 1.4MHz, 16QAM, Channel 23173

Frequency(MHz)	P _{Mea} (dBm)	Path Loss	Antenna Gain	Correction (dB)	Peak ERP(dBm)	Limit (dBm)	Margin(dB)	Polarization
1432.01	-57.97	3.28	5.15	2.15	-58.25	-13.00	45.25	H
2862.00	-49.31	4.96	6.75	2.15	-49.67	-13.00	36.67	V
4291.02	-54.72	6.20	9.19	2.15	-53.88	-13.00	40.88	H
5005.01	-55.49	6.59	9.91	2.15	-54.32	-13.00	41.32	H
6441.01	-53.63	7.55	10.94	2.15	-52.39	-13.00	39.39	H
7156.01	-52.54	8.18	11.79	2.15	-51.08	-13.00	38.08	V



LTE Band 13, 5MHz, QPSK, Channel 23205

Frequency(MHz)	P _{Mea} (dBm)	Path Loss	Antenna Gain	Correction (dB)	Peak ERP(dBm)	Limit (dBm)	Margin(dB)	Polarization
1559.01	-56.78	3.47	5.39	2.15	-57.01	-13.00	44.01	H
3118.02	-54.45	5.38	7.28	2.15	-54.70	-13.00	41.70	H
4673.02	-54.20	6.48	9.57	2.15	-53.26	-13.00	40.26	V
6239.01	-53.15	7.43	10.74	2.15	-51.99	-13.00	38.99	V
8570.00	-52.43	8.55	13.01	2.15	-50.12	-13.00	37.12	V
9350.00	-51.85	9.09	13.31	2.15	-49.78	-13.00	36.78	V

LTE Band 13, 5MHz, QPSK, Channel 23230

Frequency(MHz)	P _{Mea} (dBm)	Path Loss	Antenna Gain	Correction (dB)	Peak ERP(dBm)	Limit (dBm)	Margin(dB)	Polarization
1565.01	-57.51	3.48	5.38	2.15	-57.76	-13.00	44.76	H
2349.00	-50.89	4.46	5.65	2.15	-51.85	-13.00	38.85	V
3128.02	-54.28	5.40	7.31	2.15	-54.52	-13.00	41.52	H
5473.01	-55.40	6.96	10.56	2.15	-53.95	-13.00	40.95	V
7818.01	-52.45	8.31	12.45	2.15	-50.46	-13.00	37.46	H
9387.00	-52.03	9.05	13.33	2.15	-49.90	-13.00	36.90	V

LTE Band 13, 5MHz, QPSK, Channel 23255

Frequency(MHz)	P _{Mea} (dBm)	Path Loss	Antenna Gain	Correction (dB)	Peak ERP(dBm)	Limit (dBm)	Margin(dB)	Polarization
1552.01	-43.34	3.46	5.41	2.15	-43.54	-13.00	30.54	H
2396.00	-50.10	4.51	5.79	2.15	-50.97	-13.00	37.97	H
3172.02	-53.37	5.34	7.41	2.15	-53.45	-13.00	40.45	H
5531.01	-54.22	7.16	10.59	2.15	-52.94	-13.00	39.94	H
7022.01	-51.87	8.27	11.63	2.15	-50.66	-13.00	37.66	H
7825.01	-51.47	8.32	12.46	2.15	-49.48	-13.00	36.48	H



LTE Band 13, 5MHz, 16QAM, Channel 23205

Frequency(MHz)	P _{Mea} (dBm)	Path Loss	Antenna Gain	Correction (dB)	Peak ERP(dBm)	Limit (dBm)	Margin(dB)	Polarization
1563.01	-57.66	3.48	5.39	2.15	-57.90	-13.00	44.90	H
2341.00	-51.34	4.45	5.62	2.15	-52.32	-13.00	39.32	V
3900.02	-55.85	6.11	8.76	2.15	-55.35	-13.00	42.35	H
4673.02	-54.00	6.48	9.57	2.15	-53.06	-13.00	40.06	V
7019.01	-52.42	8.27	11.62	2.15	-51.22	-13.00	38.22	H
8574.00	-52.58	8.54	13.01	2.15	-50.26	-13.00	37.26	H

LTE Band 13, 5 MHz, 16QAM, Channel 23230

Frequency(MHz)	P _{Mea} (dBm)	Path Loss	Antenna Gain	Correction (dB)	Peak ERP(dBm)	Limit (dBm)	Margin(dB)	Polarization
1559.01	-57.27	3.47	5.39	2.15	-57.50	-13.00	44.50	H
2350.00	-51.40	4.46	5.65	2.15	-52.36	-13.00	39.36	V
3127.02	-53.49	5.40	7.30	2.15	-53.74	-13.00	40.74	H
4694.02	-55.01	6.50	9.59	2.15	-54.07	-13.00	41.07	H
6254.01	-54.08	7.45	10.75	2.15	-52.93	-13.00	39.93	H
7816.01	-52.05	8.31	12.45	2.15	-50.06	-13.00	37.06	V

LTE Band13, 5MHz, 16QAM, Channel 23255

Frequency(MHz)	P _{Mea} (dBm)	Path Loss	Antenna Gain	Correction (dB)	Peak ERP(dBm)	Limit (dBm)	Margin(dB)	Polarization
1564.01	-57.84	3.48	5.38	2.15	-58.09	-13.00	45.09	H
2357.00	-51.07	4.47	5.67	2.15	-52.02	-13.00	39.02	V
3134.02	-54.40	5.39	7.32	2.15	-54.62	-13.00	41.62	H
4705.02	-55.03	6.51	9.61	2.15	-54.08	-13.00	41.08	H
7844.01	-53.19	8.35	12.48	2.15	-51.21	-13.00	38.21	H
9418.00	-52.94	9.13	13.35	2.15	-50.87	-13.00	37.87	H

LTE Band 30, 5 MHz, QPSK, Channel 27685

Frequency(MHz)	P _{Mea} (dBm)	Path Loss	Antenna Gain	Peak EIRP(dBm)	Limit (dBm)	Margin(dB)	Polarization
4615.02	-53.77	6.45	9.52	-50.70	-13.00	37.70	H
6923.01	-49.76	7.72	11.51	-45.97	-13.00	32.97	V
9235.01	-49.26	9.01	13.24	-45.03	-13.00	32.03	H
11550.01	-47.24	9.81	13.09	-43.96	-13.00	30.96	V
13866.01	-46.59	10.74	14.42	-42.91	-13.00	29.91	H
16200.00	-43.07	11.73	13.66	-41.14	-13.00	28.14	H

LTE Band 30, 5 MHz, QPSK, Channel 27710

Frequency(MHz)	P _{Mea} (dBm)	Path Loss	Antenna Gain	Peak EIRP(dBm)	Limit (dBm)	Margin(dB)	Polarization
4624.02	-50.67	6.45	9.52	-47.60	-13.00	34.60	H
6933.01	-50.12	7.78	11.52	-46.38	-13.00	33.38	H
9243.01	-52.10	9.02	13.25	-47.87	-13.00	34.87	H
11547.01	-51.14	9.81	13.09	-47.86	-13.00	34.86	V
13863.01	-49.09	10.73	14.42	-45.40	-13.00	32.40	H
16171.00	-44.29	11.77	13.67	-42.39	-13.00	29.39	H

LTE Band 30, 5 MHz, QPSK, Channel 27735

Frequency(MHz)	P _{Mea} (dBm)	Path Loss	Antenna Gain	Peak EIRP(dBm)	Limit (dBm)	Margin(dB)	Polarization
4628.02	-48.91	6.45	9.53	-45.83	-13.00	32.83	V
6941.01	-49.57	7.84	11.53	-45.88	-13.00	32.88	H
9252.01	-52.50	9.04	13.25	-48.29	-13.00	35.29	H
11567.01	-49.95	9.80	13.09	-46.66	-13.00	33.66	V
13875.01	-48.65	10.75	14.43	-44.97	-13.00	31.97	V
16184.00	-42.77	11.75	13.66	-40.86	-13.00	27.86	H

LTE Band 30, 5 MHz, 16QAM, Channel 27685

Frequency(MHz)	P _{Mea} (dBm)	Path Loss	Antenna Gain	Peak EIRP(dBm)	Limit (dBm)	Margin(dB)	Polarization
4621.02	-52.89	6.45	9.52	-49.82	-13.00	36.82	H
6926.01	-51.16	7.73	11.51	-47.38	-13.00	34.38	H
9238.01	-49.49	9.01	13.24	-45.26	-13.00	32.26	V
11550.01	-47.83	9.81	13.09	-44.55	-13.00	31.55	V
13862.01	-46.87	10.73	14.42	-43.18	-13.00	30.18	H
16132.00	-43.56	11.81	13.67	-41.70	-13.00	28.70	H



LTE Band 30, 5 MHz, 16QAM, Channel 27710

Frequency(MHz)	P _{Mea} (dBm)	Path Loss	Antenna Gain	Peak EIRP(dBm)	Limit (dBm)	Margin(dB)	Polarization
4625.02	-50.91	6.44	9.53	-47.82	-13.00	34.82	H
6933.01	-50.36	7.78	11.52	-46.62	-13.00	33.62	H
9249.01	-48.43	9.04	13.25	-44.22	-13.00	31.22	H
11563.01	-44.62	9.80	13.09	-41.33	-13.00	28.33	V
13838.01	-47.92	10.68	14.40	-44.20	-13.00	31.20	H
16140.00	-43.39	11.80	13.67	-41.52	-13.00	28.52	H

LTE Band 30, 5 MHz, 16QAM, Channel 27735

Frequency(MHz)	P _{Mea} (dBm)	Path Loss	Antenna Gain	Peak EIRP(dBm)	Limit (dBm)	Margin(dB)	Polarization
4629.02	-49.61	6.45	9.53	-46.53	-13.00	33.53	H
6941.01	-49.55	7.84	11.53	-45.86	-13.00	32.86	H
9259.01	-49.50	9.06	13.26	-45.30	-13.00	32.30	H
11576.01	-43.95	9.80	13.08	-40.67	-13.00	27.67	V
13835.01	-47.72	10.67	14.40	-43.99	-13.00	30.99	H
16216.00	-42.68	11.75	13.66	-40.77	-13.00	27.77	H

LTE Band 41, 5MHz, QPSK, Channel 39675

Frequency(MHz)	P _{Mea} (dBm)	Path Loss	Antenna Gain	Peak EIRP(dBm)	Limit (dBm)	Margin(dB)	Polarization
4999.02	-54.41	6.60	9.90	-51.11	-13.00	38.11	H
7499.01	-47.10	8.39	12.20	-43.29	-13.00	30.29	V
9997.01	-47.65	9.18	12.90	-43.93	-13.00	30.93	H
12495.01	-48.97	10.19	13.20	-45.96	-13.00	32.96	H
14990.00	-46.73	11.21	14.01	-43.93	-13.00	30.93	H
17492.00	-43.79	12.71	14.88	-41.62	-13.00	28.62	H

LTE Band 41, 5MHz, QPSK, Channel 40620

Frequency(MHz)	P _{Mea} (dBm)	Path Loss	Antenna Gain	Peak EIRP(dBm)	Limit (dBm)	Margin(dB)	Polarization
5186.02	-55.09	6.94	10.16	-51.87	-13.00	38.87	V
7786.01	-49.41	8.31	12.43	-45.29	-13.00	32.29	V
10670.01	-51.70	9.30	13.13	-47.87	-13.00	34.87	V
12980.01	-46.75	10.47	13.49	-43.73	-13.00	30.73	H
15580.00	-43.48	11.49	13.70	-41.27	-13.00	28.27	V
17970.00	-41.55	12.89	15.56	-38.88	-13.00	25.88	H

LTE Band 41, 5MHz, QPSK, Channel 41565

Frequency(MHz)	P _{Mea} (dBm)	Path Loss	Antenna Gain	Peak EIRP(dBm)	Limit (dBm)	Margin(dB)	Polarization
5861.02	-55.40	7.27	10.53	-52.14	-13.00	39.14	V
8064.01	-50.37	8.32	12.65	-46.04	-13.00	33.04	V
10760.01	-45.02	9.45	13.15	-41.32	-13.00	28.32	H
13029.01	-46.60	10.60	13.54	-43.66	-13.00	30.66	V
14803.00	-46.21	11.13	14.16	-43.18	-13.00	30.18	V
16665.00	-41.10	11.83	13.67	-39.26	-13.00	26.26	H

LTE Band 41 5MHz, 16QAM, Channel 39675

Frequency(MHz)	P _{Mea} (dBm)	Path Loss	Antenna Gain	Peak EIRP(dBm)	Limit (dBm)	Margin(dB)	Polarization
4999.02	-55.16	6.60	9.90	-51.86	-13.00	38.86	H
7499.01	-47.31	8.39	12.20	-43.50	-13.00	30.50	V
10006.01	-45.05	9.20	12.90	-41.35	-13.00	28.35	H
12502.01	-49.05	10.18	13.20	-46.03	-13.00	33.03	H
14989.00	-45.86	11.21	14.01	-43.06	-13.00	30.06	H
17502.00	-43.58	12.73	14.90	-41.41	-13.00	28.41	V

LTE Band 41, 5MHz, 16QAM, Channel 40620

Frequency(MHz)	P _{Mea} (dBm)	Path Loss	Antenna Gain	Peak EIRP(dBm)	Limit (dBm)	Margin(dB)	Polarization
5189.02	-55.24	6.94	10.16	-52.02	-13.00	39.02	H
7782.01	-52.65	8.31	12.43	-48.53	-13.00	35.53	V
10624.01	-51.62	9.29	13.12	-47.79	-13.00	34.79	H
13396.01	-47.70	10.57	14.05	-44.22	-13.00	31.22	V
15585.00	-43.30	11.49	13.70	-41.09	-13.00	28.09	V
17970.00	-42.32	12.89	15.56	-39.65	-13.00	26.65	H

LTE Band 41, 5MHz, 16QAM, Channel 41565

Frequency(MHz)	P _{Mea} (dBm)	Path Loss	Antenna Gain	Peak EIRP(dBm)	Limit (dBm)	Margin(dB)	Polarization
5378.02	-55.00	6.88	10.43	-51.45	-13.00	38.45	H
8081.01	-54.62	8.32	12.66	-50.28	-13.00	37.28	H
10765.01	-45.27	9.46	13.15	-41.58	-13.00	28.58	H
12106.01	-49.99	10.33	13.04	-47.28	-13.00	34.28	H
13448.01	-47.60	10.60	14.13	-44.07	-13.00	31.07	H
16140.00	-43.21	11.80	13.67	-41.34	-13.00	28.34	H

LTE Band 66, 1.4MHz QPSK, Channel 131979

Frequency(MHz)	P _{Mea} (dBm)	Path Loss	Antenna Gain	Peak EIRP(dBm)	Limit (dBm)	Margin(dB)	Polarization
3422.02	-47.01	5.38	8.01	-44.38	-13.00	31.38	H
6844.01	-51.89	7.83	11.41	-48.31	-13.00	35.31	H
10263.01	-52.92	9.52	13.01	-49.43	-13.00	36.43	H
11973.01	-50.54	10.18	13.01	-47.71	-13.00	34.71	H
13690.01	-49.10	10.62	14.31	-45.41	-13.00	32.41	V
15400.00	-45.78	11.39	13.76	-43.41	-13.00	30.41	V

LTE Band 66, 1.4MHz, QPSK, Channel 132322

Frequency(MHz)	P _{Mea} (dBm)	Path Loss	Antenna Gain	Peak EIRP(dBm)	Limit (dBm)	Margin(dB)	Polarization
3490.02	-48.05	5.50	8.18	-45.37	-13.00	32.37	V
5231.02	-57.14	7.00	10.22	-53.92	-13.00	40.92	H
6984.01	-51.48	8.17	11.58	-48.07	-13.00	35.07	H
8729.01	-54.46	8.45	13.05	-49.86	-13.00	36.86	H
10473.01	-52.99	9.69	13.09	-49.59	-13.00	36.59	H
12210.01	-50.10	10.05	13.08	-47.07	-13.00	34.07	H

LTE Band 66, 1.4MHz, QPSK, Channel 132665

Frequency(MHz)	P _{Mea} (dBm)	Path Loss	Antenna Gain	Peak EIRP(dBm)	Limit (dBm)	Margin(dB)	Polarization
3559.02	-55.36	5.92	8.28	-53.00	-13.00	40.00	V
7119.01	-51.24	8.16	11.74	-47.66	-13.00	34.66	H
8899.01	-53.91	8.84	13.08	-49.67	-13.00	36.67	V
12454.01	-49.75	10.30	13.18	-46.87	-13.00	33.87	H
14231.01	-46.79	10.91	14.45	-43.25	-13.00	30.25	H
16015.00	-43.66	11.83	13.70	-41.79	-13.00	28.79	H

LTE Band 66, 1.4MHz, 16QAM, Channel 131979

Frequency(MHz)	P _{Mea} (dBm)	Path Loss	Antenna Gain	Peak EIRP(dBm)	Limit (dBm)	Margin(dB)	Polarization
3422.02	-46.67	5.38	8.01	-44.04	-13.00	31.04	H
6844.01	-51.59	7.83	11.41	-48.01	-13.00	35.01	H
8558.01	-48.81	8.57	13.01	-44.37	-13.00	31.37	H
10269.01	-53.58	9.54	13.01	-50.11	-13.00	37.11	H
13690.01	-48.29	10.62	14.31	-44.60	-13.00	31.60	H
15394.00	-45.90	11.39	13.76	-43.53	-13.00	30.53	H

LTE Band 66, 1.4MHz, 16QAM, Channel 132322

Frequency(MHz)	P _{Mea} (dBm)	Path Loss	Antenna Gain	Peak EIRP(dBm)	Limit (dBm)	Margin(dB)	Polarization
3490.02	-49.49	5.50	8.18	-46.81	-13.00	33.81	H
5238.02	-56.24	7.00	10.23	-53.01	-13.00	40.01	H
6984.01	-48.43	8.17	11.58	-45.02	-13.00	32.02	H
8729.01	-54.26	8.45	13.05	-49.66	-13.00	36.66	H
10472.01	-52.67	9.69	13.09	-49.27	-13.00	36.27	H
12212.01	-50.60	10.05	13.08	-47.57	-13.00	34.57	V

LTE Band 66, 1.4MHz, 16QAM, Channel 132665

Frequency(MHz)	P _{Mea} (dBm)	Path Loss	Antenna Gain	Peak EIRP(dBm)	Limit (dBm)	Margin(dB)	Polarization
5342.02	-56.08	6.95	10.38	-52.65	-13.00	39.65	H
8901.01	-52.84	8.85	13.08	-48.61	-13.00	35.61	H
10676.01	-52.42	9.30	13.14	-48.58	-13.00	35.58	H
12451.01	-48.61	10.30	13.18	-45.73	-13.00	32.73	H
14230.01	-46.61	10.91	14.45	-43.07	-13.00	30.07	H
16009.00	-43.75	11.82	13.70	-41.87	-13.00	28.87	H

Note: The maximum value of expanded measurement uncertainty for this test item is $U = 4.2$ dB, $k = 2$.

A.3 FREQUENCY STABILITY

A.3.1 Method of Measurement

In order to measure the carrier frequency under the condition of AFC lock, it is necessary to make measurements with the EUT in a "call mode". This is accomplished with the use of R&S CMW500 DIGITAL RADIO COMMUNICATION TESTER.

1. Measure the carrier frequency at room temperature.
2. Subject the EUT to overnight soak at -10°C.
3. With the EUT, powered via nominal voltage, connected to the CMW500 and in a simulated call on middle channel for LTE band 2 4 5 7 12 13 30 41 66, measure the carrier frequency. These measurements should be made within 2 minutes of Powering up the EUT, to prevent significant self-warming.
4. Repeat the above measurements at 10°C increments from -10°C to +50°C. Allow at least 1.5 hours at each temperature, unpowered, before making measurements.
5. Re-measure carrier frequency at room temperature with nominal voltage. Vary supply voltage from minimum voltage to maximum voltage, in 0.1Volt increments re-measuring carrier frequency at each voltage. Pause at nominal voltage for 1.5 hours unpowered, to allow any self-heating to stabilize, before continuing.
6. Subject the EUT to overnight soak at +50°C.
7. With the EUT, powered via nominal voltage, connected to the CMW500 and in a simulated call on the centre channel, measure the carrier frequency. These measurements should be made within 2 minutes of Powering up the EUT, to prevent significant self-warming.
8. Repeat the above measurements at 10 °C increments from -10°C to +50°C. Allow at least 1.5 hours at each temperature, unpowered, before making measurements.
9. At all temperature levels hold the temperature to +/- 0.5°C during the measurement procedure.

A.3.2 Measurement Limit

According to the JTC standard the frequency stability of the carrier shall be accurate to within 0.1 ppm of the received frequency from the base station. This accuracy is sufficient to meet Sec. 24.235, Frequency Stability. The frequency stability shall be sufficient to ensure that the fundamental emission stays within the authorized frequency block. As this transceiver is considered "Hand carried, battery powered equipment" Section 2.1055(d) (2) applies. This requires that the lower voltage for frequency stability testing be specified by the manufacturer. This transceiver is specified to operate with an input voltage of between 3.6VDC and 4.35VDC, with a nominal voltage of 3.8VDC. Operation above or below these voltage limits is prohibited by transceiver software in order to prevent improper operation as well as to protect components from overstress. These voltages represent a tolerance from -5.4% to 10.8%. For the purposes of measuring frequency stability these voltage limits are to be used.

A.3.3 Measurement results

LTE Band 2, 1.4MHz bandwidth (worst case of all bandwidths)

Frequency Error vs Voltage

Voltage (V)	Frequency error (Hz)		Frequency error (ppm)	
	QPSK	16QAM	QPSK	16QAM
3.6	1.46	21.34	0.001	0.011
3.8	3.12	17.84	0.002	0.009
4.35	-1.57	14.85	0.001	0.008

Frequency Error vs Temperature

Temperature (°C)	Frequency error (Hz)		Frequency error (ppm)	
	QPSK	16QAM	QPSK	16QAM
50	0.27	16.38	0.000	0.009
40	-2.70	14.96	0.001	0.008
30	-1.00	16.02	0.001	0.009
20	-4.18	16.26	0.002	0.009
10	-1.40	14.78	0.001	0.008
0	2.72	16.16	0.001	0.009
- 10	1.60	17.58	0.001	0.009

LTE Band 4, 1.4MHz bandwidth (worst case of all bandwidths)

Frequency Error vs Voltage

Voltage (V)	Frequency error (Hz)		Frequency error (ppm)	
	QPSK	16QAM	QPSK	16QAM
3.6	-1.37	-11.04	0.001	0.006
3.8	1.54	-11.70	0.001	0.007
4.35	-0.77	-9.63	0.000	0.006

Frequency Error vs Temperature

Temperature (°C)	Frequency error (Hz)		Frequency error (ppm)	
	QPSK	16QAM	QPSK	16QAM
50	0.83	-9.87	0.000	0.006
40	-0.80	-5.56	0.000	0.003
30	-1.57	-9.37	0.001	0.005
20	0.67	-11.93	0.000	0.007
10	0.04	-11.76	0.000	0.007
0	-1.49	-9.70	0.001	0.006
- 10	-1.57	-9.30	0.001	0.005

LTE Band 5, 1.4MHz bandwidth (worst case of all bandwidths)

Frequency Error vs Voltage

Voltage (V)	Frequency error (Hz)		Frequency error (ppm)	
	QPSK	16QAM	QPSK	16QAM
3.6	0.33	18.44	0.000	0.022
3.8	0.40	17.01	0.000	0.020
4.35	-0.96	16.78	0.001	0.020

Frequency Error vs Temperature

Temperature (°C)	Frequency error (Hz)		Frequency error (ppm)	
	QPSK	16QAM	QPSK	16QAM
50	-0.57	17.41	0.001	0.021
40	1.63	20.76	0.002	0.025
30	1.42	19.15	0.002	0.023
20	0.14	19.14	0.000	0.023
10	-2.33	16.35	0.003	0.020
0	-0.76	16.74	0.001	0.020
- 10	-0.80	17.81	0.001	0.021

LTE Band 7, 10MHz bandwidth (worst case of all bandwidths)

Frequency Error vs Voltage

Voltage (V)	Frequency error (Hz)		Frequency error (ppm)	
	QPSK	16QAM	QPSK	16QAM
3.6	-6.65	-13.63	0.003	0.005
3.8	-1.52	-8.60	0.001	0.003
4.35	1.57	-12.40	0.001	0.005

Frequency Error vs Temperature

Temperature (°C)	Frequency error (Hz)		Frequency error (ppm)	
	QPSK	16QAM	QPSK	16QAM
50	-5.18	-12.65	0.002	0.005
40	-0.26	-9.84	0.000	0.004
30	-6.39	-8.30	0.003	0.003
20	-4.46	-5.71	0.002	0.002
10	-7.30	-6.77	0.003	0.003
0	-0.47	-5.95	0.000	0.002
- 10	-3.02	-12.90	0.001	0.005

LTE Band 12, 5MHz bandwidth (worst case of all bandwidths)

Frequency Error vs Voltage

Voltage (V)	Frequency error (Hz)		Frequency error (ppm)	
	QPSK	16QAM	QPSK	16QAM
3.6	-2.55	17.58	0.004	0.025
3.8	-2.46	17.31	0.003	0.024
4.35	-0.56	15.75	0.001	0.022

Frequency Error vs Temperature

Temperature (°C)	Frequency error (Hz)		Frequency error (ppm)	
	QPSK	16QAM	QPSK	16QAM
50	2.13	17.09	0.003	0.024
40	2.92	18.31	0.004	0.026
30	-1.26	18.40	0.002	0.026
20	-1.70	17.92	0.002	0.025
10	1.77	17.91	0.003	0.025
0	-2.19	17.09	0.003	0.024
- 10	0.30	18.94	0.000	0.027

LTE Band 13, 5MHz bandwidth (worst case of all bandwidths)

Frequency Error vs Voltage

Voltage (V)	Frequency error (Hz)		Frequency error (ppm)	
	QPSK	16QAM	QPSK	16QAM
3.6	-1.04	4.81	0.001	0.006
3.8	-1.02	6.45	0.001	0.008
4.35	0.06	5.42	0.000	0.007

Frequency Error vs Temperature

Temperature (°C)	Frequency error (Hz)		Frequency error (ppm)	
	QPSK	16QAM	QPSK	16QAM
50	-0.26	5.74	0.000	0.007
40	3.18	2.90	0.004	0.004
30	2.95	4.71	0.004	0.006
20	-2.22	6.21	0.003	0.008
10	-1.97	6.52	0.003	0.008
0	-0.26	4.78	0.000	0.006
- 10	-0.29	6.11	0.000	0.008



LTE Band 30, 5MHz bandwidth (worst case of all bandwidths)

Frequency Error vs Voltage

Voltage (V)	Frequency error (Hz)		Frequency error (ppm)	
	QPSK	16QAM	QPSK	16QAM
3.6	-5.05	-7.65	0.002	0.003
3.8	-6.19	-9.94	0.003	0.004
4.35	-6.02	-6.47	0.003	0.003

Frequency Error vs Temperature

Temperature (°C)	Frequency error (Hz)		Frequency error (ppm)	
	QPSK	16QAM	QPSK	16QAM
50	-1.65	-6.47	0.001	0.003
40	-3.65	-10.60	0.002	0.005
30	-3.81	-5.12	0.002	0.002
20	-1.02	-2.78	0.000	0.001
10	-3.25	-5.42	0.001	0.002
0	-3.66	-7.88	0.002	0.003
- 10	0.43	-7.85	0.000	0.003

LTE Band 41, 5MHz bandwidth (worst case of all bandwidths)

Frequency Error vs Voltage

Voltage (V)	Frequency error (Hz)		Frequency error (ppm)	
	QPSK	16QAM	QPSK	16QAM
3.6	2.22	9.31	0.001	0.004
3.8	3.06	14.83	0.001	0.006
4.35	2.70	0.49	0.001	0.000

Frequency Error vs Temperature

Temperature (°C)	Frequency error (Hz)		Frequency error (ppm)	
	QPSK	16QAM	QPSK	16QAM
50	5.49	7.04	0.002	0.003
40	-2.49	5.92	0.001	0.002
30	-2.96	12.32	0.001	0.005
20	0.00	7.74	0.000	0.003
10	1.72	12.92	0.001	0.005
0	-4.81	9.50	0.002	0.004
- 10	4.22	9.80	0.002	0.004

LTE Band 66, 1.4MHz bandwidth (worst case of all bandwidths)

Frequency Error vs Voltage

Voltage (V)	Frequency error (Hz)		Frequency error (ppm)	
	QPSK	16QAM	QPSK	16QAM
3.6	-5.76	20.11	0.003	0.012
3.8	-4.31	17.35	0.002	0.010
4.35	-1.36	17.15	0.001	0.010

Frequency Error vs Temperature

Temperature (°C)	Frequency error (Hz)		Frequency error (ppm)	
	QPSK	16QAM	QPSK	16QAM
50	-1.76	19.83	0.001	0.011
40	1.22	5.71	0.001	0.003
30	-0.97	11.57	0.001	0.007
20	-0.79	-14.79	0.000	0.008
10	-1.47	16.65	0.001	0.010
0	1.24	38.47	0.001	0.022
- 10	-3.58	15.66	0.002	0.009

Expanded measurement uncertainty for this test item is 10 Hz, $k = 2$.



A.4 OCCUPIED BANDWIDTH

A.4.1 Occupied Bandwidth Results

Occupied bandwidth measurements are only provided for selected frequencies in order to reduce the amount of submitted data. Data were taken at the extreme and mid frequencies of the US Cellular/PCS frequency bands. The table below lists the measured 99% BW. Spectrum analyzer plots are included on the following pages.

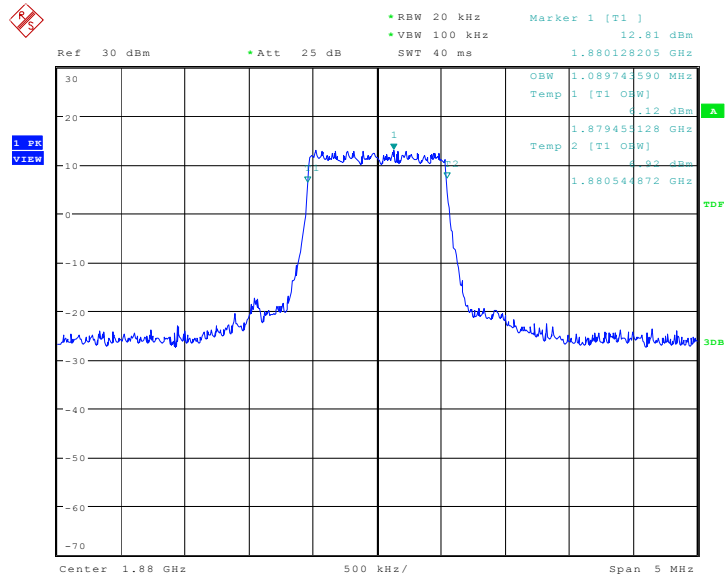
The measurement method is from KDB 971168 4.2:

- a) The spectrum analyzer center frequency is set to the nominal EUT channel center frequency. The frequency span for the spectrum analyzer shall be set wide enough to capture all modulation products including the emission skirts (i.e., two to five times the OBW).
- b) The nominal IF filter bandwidth (3 dB RBW) shall be in the range of 1 to 5 % of the anticipated OBW, and the VBW shall be at least 3 times the RBW.
- c) Set the reference level of the instrument as required to keep the signal from exceeding the maximum input mixer level for linear operation. In general, the peak of the spectral envelope must be at least $10\log(\text{OBW} / \text{RBW})$ below the reference level.
- d) Set the detection mode to peak, and the trace mode to max hold.
- e) Use the 99 % power bandwidth function of the spectrum analyzer and report the measured bandwidth.

LTE band 2, 1.4MHz (99%)

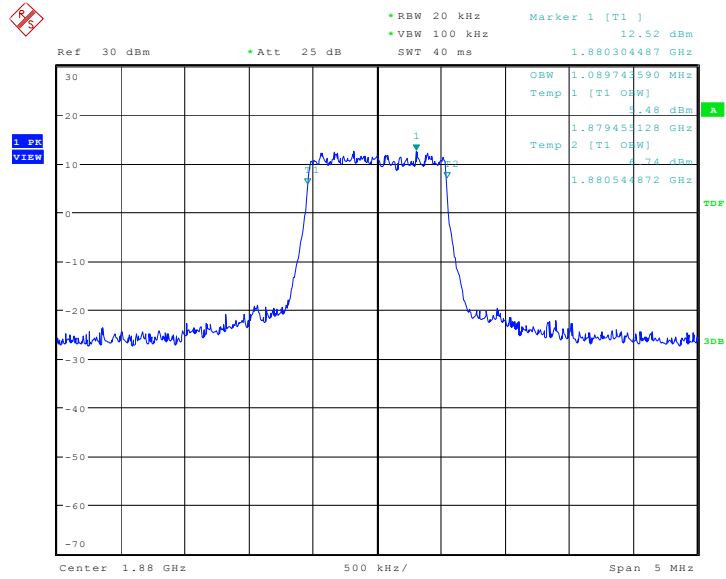
Frequency(MHz)	Occupied Bandwidth (99%)(kHz)	
1880.0	QPSK	16QAM
	1089.74	1089.74

LTE band 2, 1.4MHz Bandwidth, QPSK (99% BW)



Date: 2.AUG.2017 16:22:22

LTE band 2, 1.4MHz Bandwidth, 16QAM (99% BW)

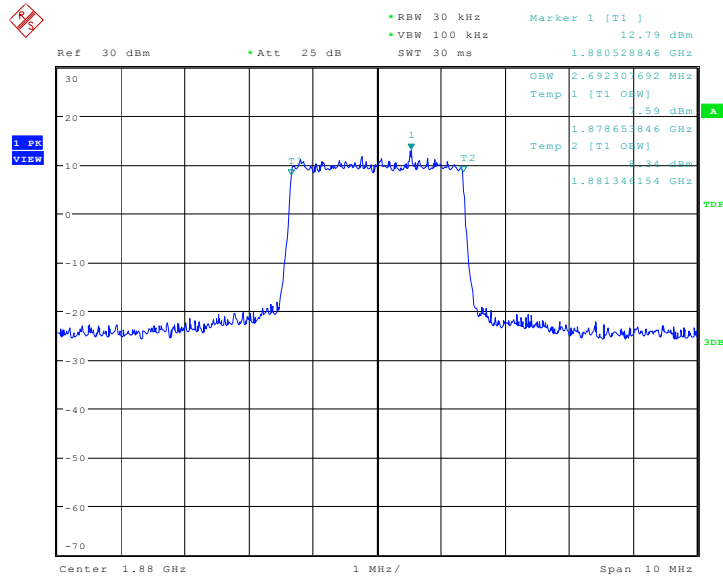


Date: 2.AUG.2017 16:22:35

LTE band 2, 3MHz (99%)

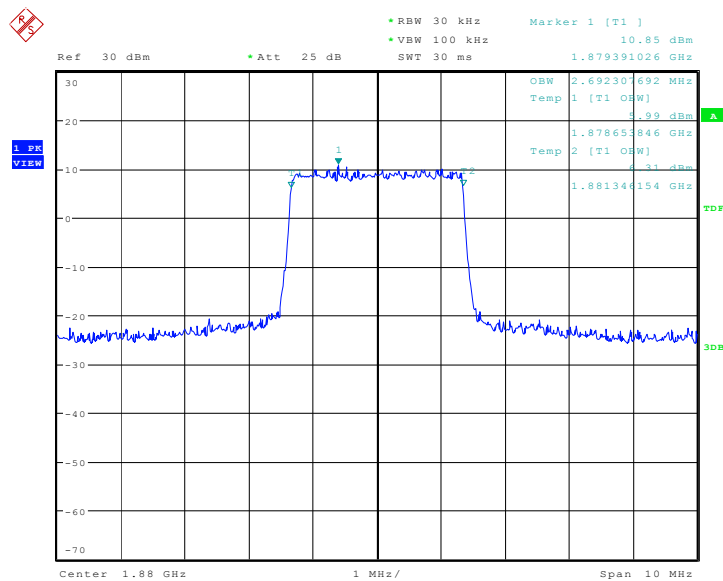
Frequency(MHz)	Occupied Bandwidth (99%)(kHz)	
1880.0	QPSK	16QAM
	2692.31	2692.31

LTE band 2, 3MHz Bandwidth, QPSK (99% BW)



Date: 2.AUG.2017 16:29:04

LTE band 2, 3MHz Bandwidth, 16QAM (99% BW)

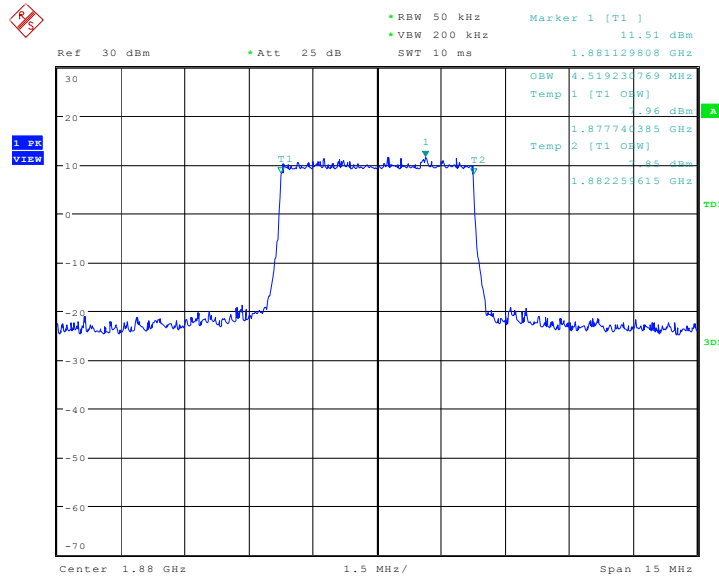


Date: 2.AUG.2017 16:29:18

LTE band 2, 5MHz (99%)

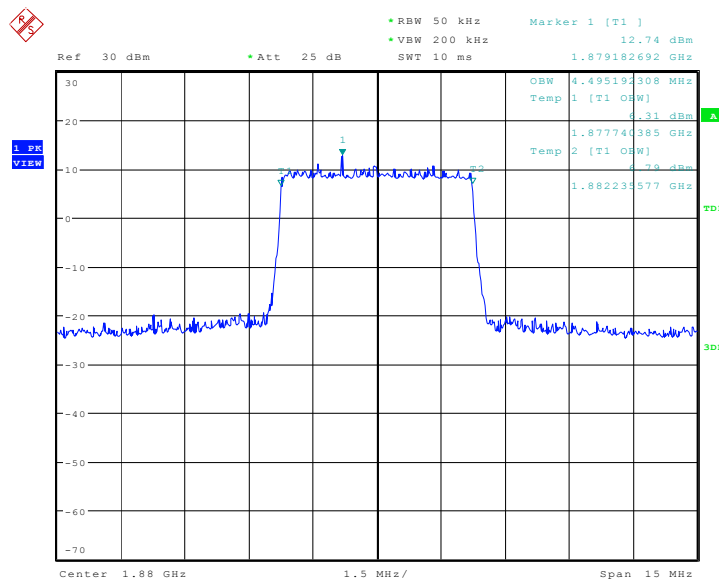
Frequency(MHz)	Occupied Bandwidth (99%)(kHz)	
1880.0	QPSK	16QAM
	4519.23	4495.19

LTE band 2, 5MHz Bandwidth, QPSK (99% BW)



Date: 2.AUG.2017 16:35:47

LTE band 2, 5MHz Bandwidth,16QAM (99% BW)

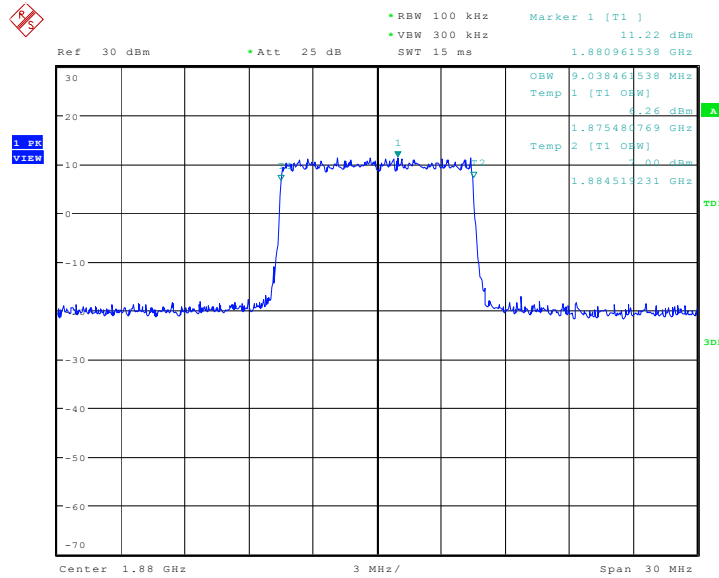


Date: 2.AUG.2017 16:36:00

LTE band 2, 10MHz (99%)

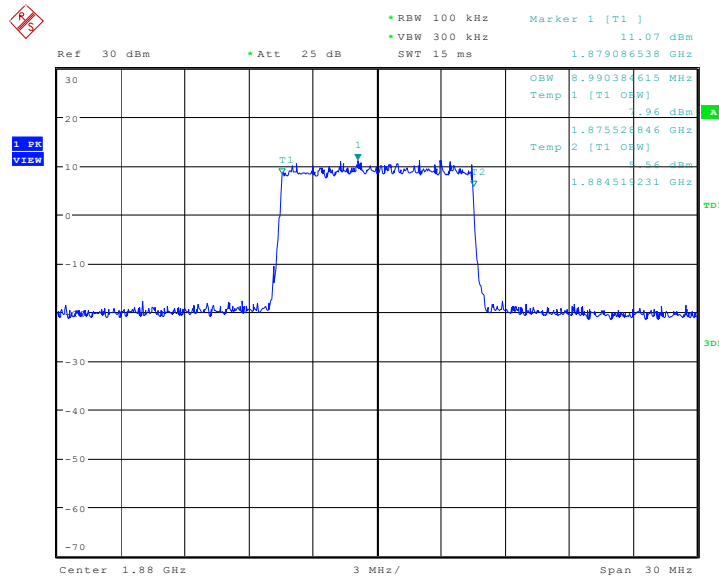
Frequency(MHz)	Occupied Bandwidth (99%)(kHz)	
1880.0	QPSK	16QAM
	9038.46	8990.38

LTE band 2, 10MHz Bandwidth, QPSK (99% BW)



Date: 2.AUG.2017 16:42:29

LTE band 2, 10MHz Bandwidth, 16QAM (99% BW)

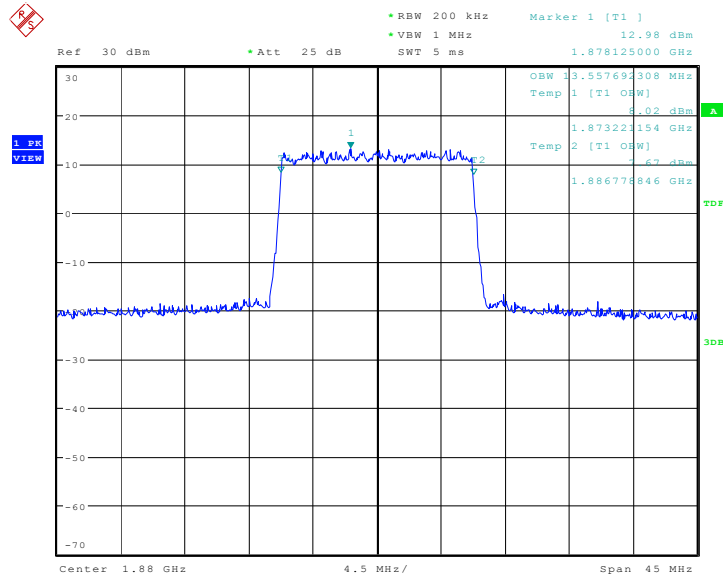


Date: 2.AUG.2017 16:42:43

LTE band 2, 15MHz (99%)

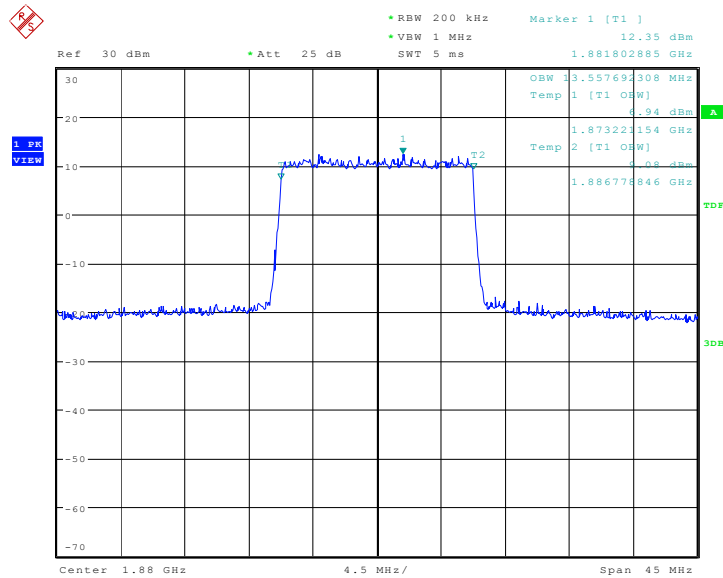
Frequency(MHz)	Occupied Bandwidth (99%)(kHz)	
1880.0	QPSK	16QAM
	13557.69	13557.69

LTE band 2, 15MHz Bandwidth, QPSK (99% BW)



Date: 2.AUG.2017 16:54:24

LTE band 2, 15MHz Bandwidth, 16QAM (99% BW)

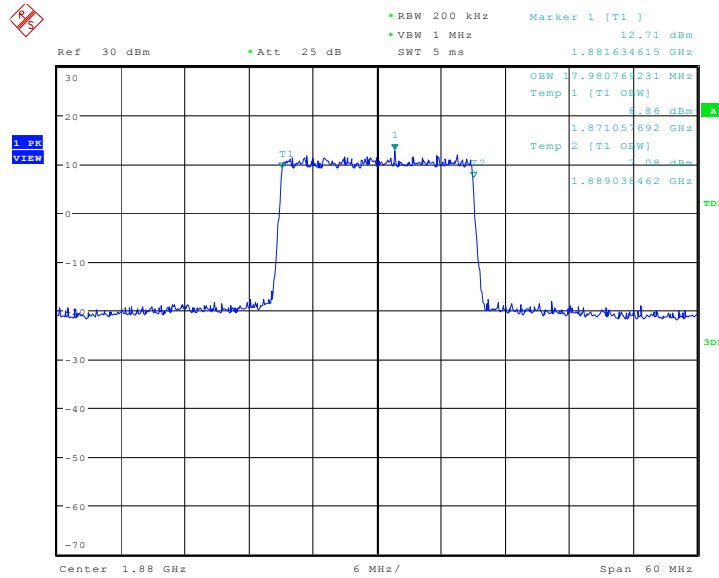


Date: 2.AUG.2017 16:54:38

LTE band 2, 20MHz (99%)

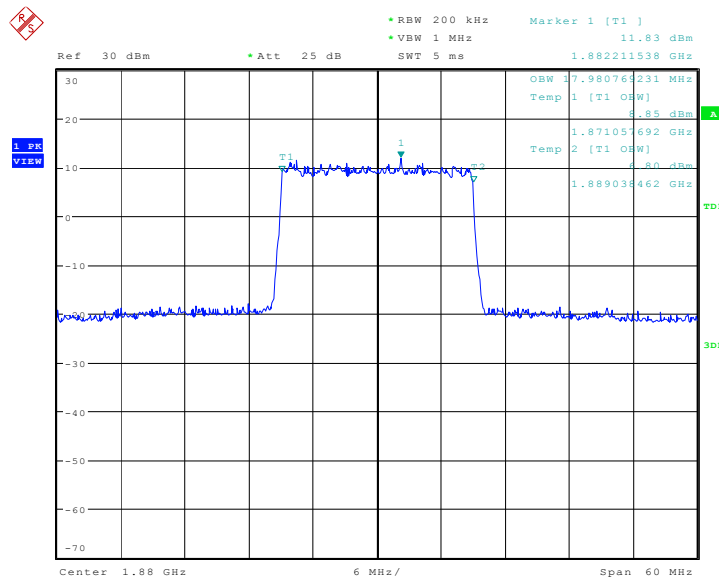
Frequency(MHz)	Occupied Bandwidth (99%)(kHz)	
1880.0	QPSK	16QAM
	17980.77	17980.77

LTE band 2, 20MHz Bandwidth, QPSK (99% BW)



Date: 2.AUG.2017 17:02:17

LTE band 2, 20MHz Bandwidth, 16QAM (99% BW)

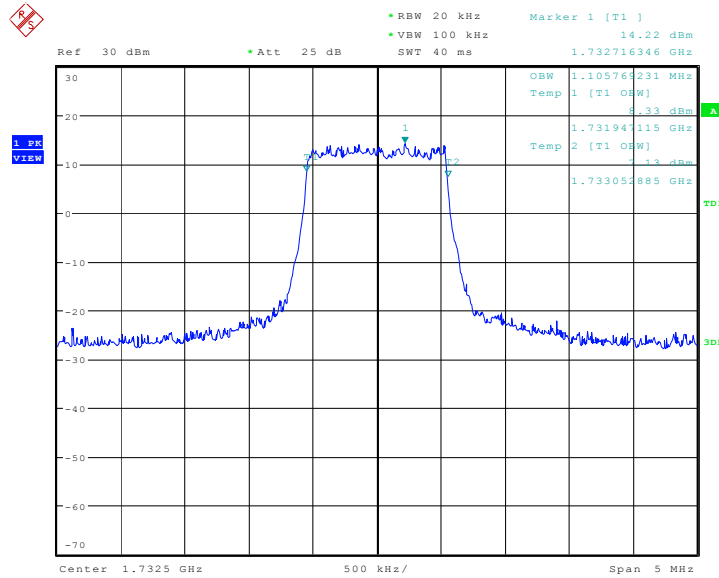


Date: 2.AUG.2017 17:02:31

LTE band 4, 1.4MHz (99%)

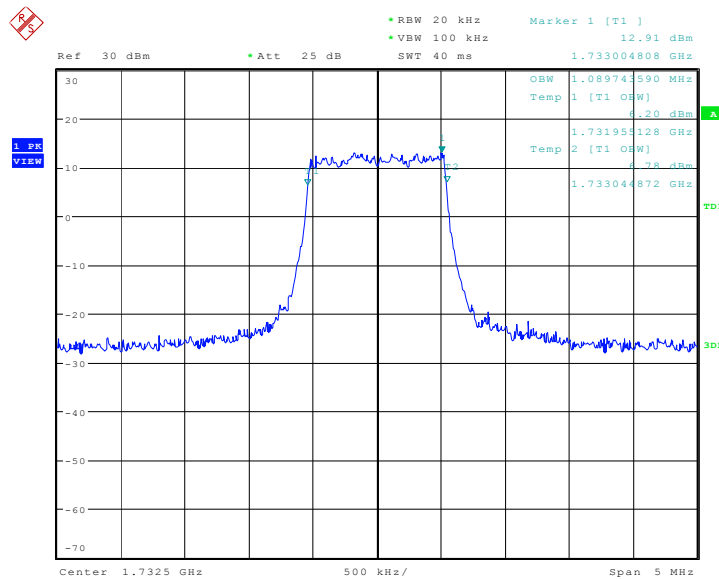
Frequency(MHz)	Occupied Bandwidth (99%)(kHz)	
1732.5	QPSK	16QAM
	1105.77	1089.74

LTE band 4, 1.4MHz Bandwidth, QPSK (99% BW)



Date: 3.AUG.2017 08:17:35

LTE band 4, 1.4MHz Bandwidth, 16QAM (99% BW)

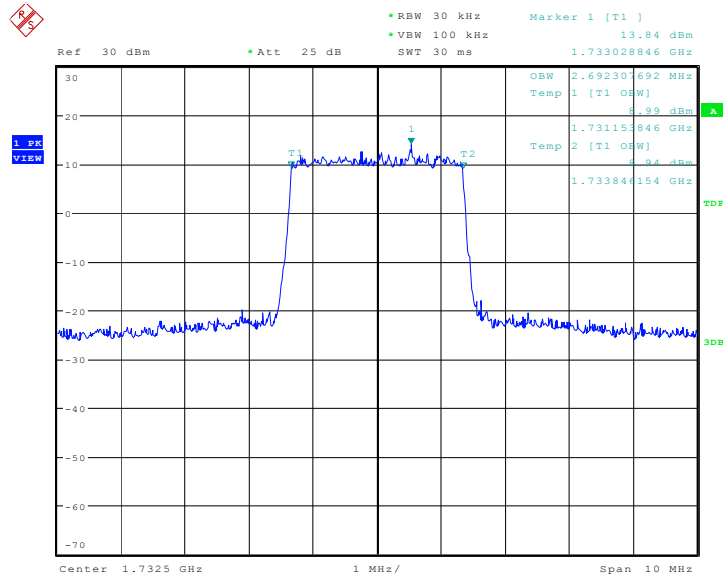


Date: 3.AUG.2017 08:17:50

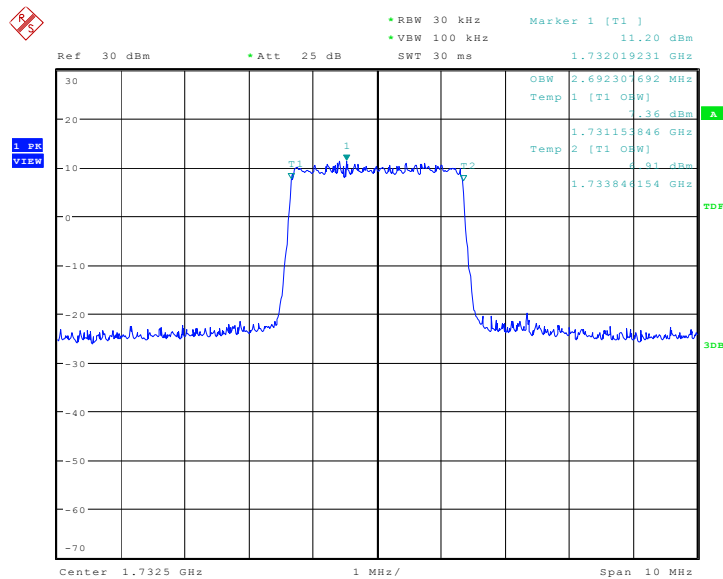
LTE band 4, 3MHz (99%)

Frequency(MHz)	Occupied Bandwidth (99%)(kHz)	
1732.5	QPSK	16QAM
	2692.31	2692.31

LTE band 4, 3MHz Bandwidth, QPSK (99% BW)



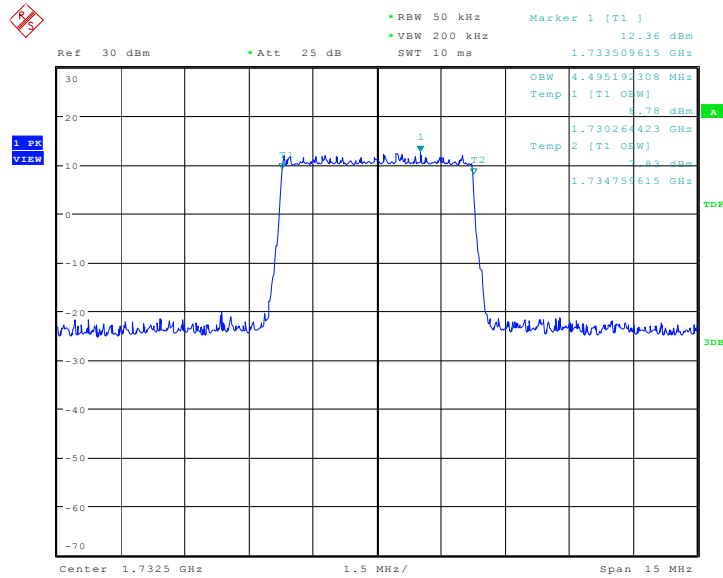
LTE band 4, 3MHz Bandwidth, 16QAM (99% BW)



LTE band 4, 5MHz (99%)

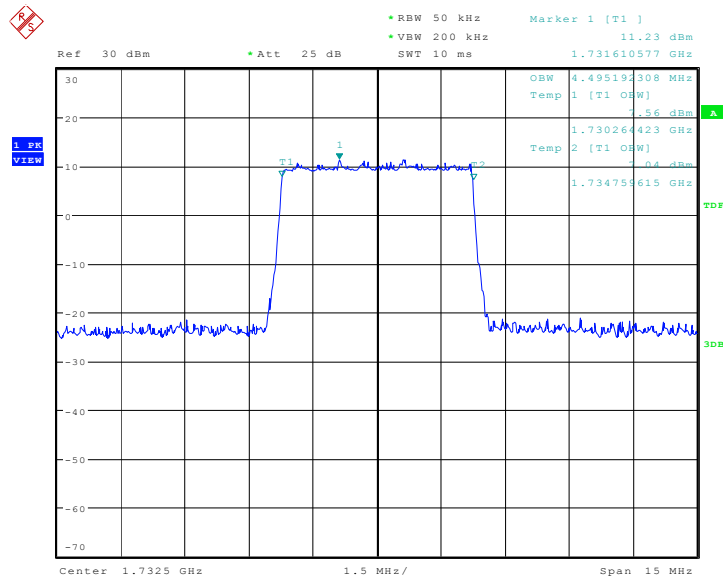
Frequency(MHz)	Occupied Bandwidth (99%)(kHz)	
1732.5	QPSK	16QAM
	4495.19	4495.19

LTE band 4, 5MHz Bandwidth, QPSK (99% BW)



Date: 3.AUG.2017 08:31:17

LTE band 4, 5MHz Bandwidth,16QAM (99% BW)

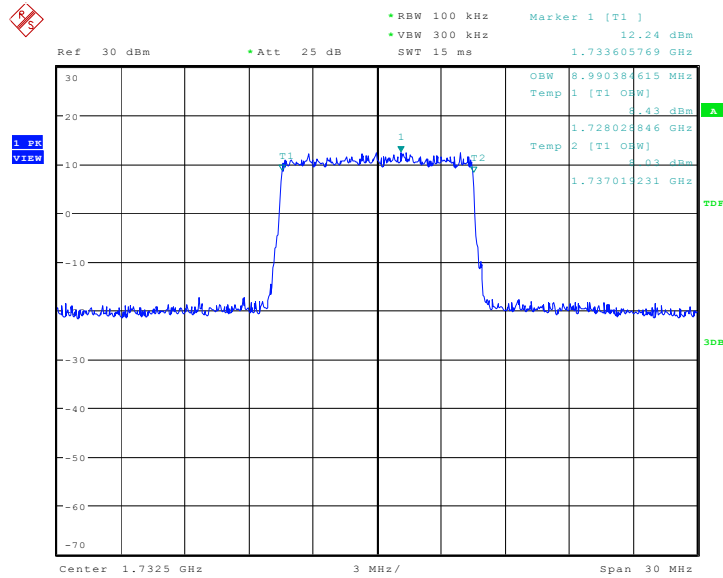


Date: 3.AUG.2017 08:31:32

LTE band 4, 10MHz (99%)

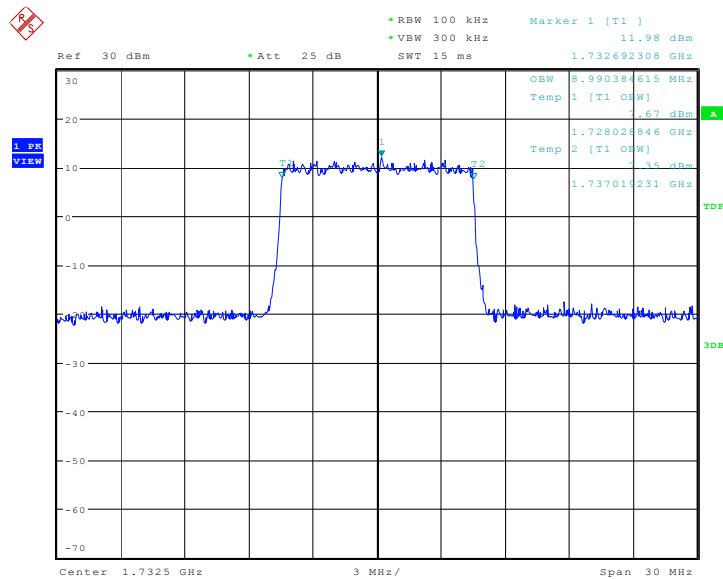
Frequency(MHz)	Occupied Bandwidth (99%)(kHz)	
1732.5	QPSK	16QAM
	8990.38	8990.38

LTE band 4, 10MHz Bandwidth, QPSK (99% BW)



Date: 3.AUG.2017 08:43:45

LTE band 4, 10MHz Bandwidth, 16QAM (99% BW)

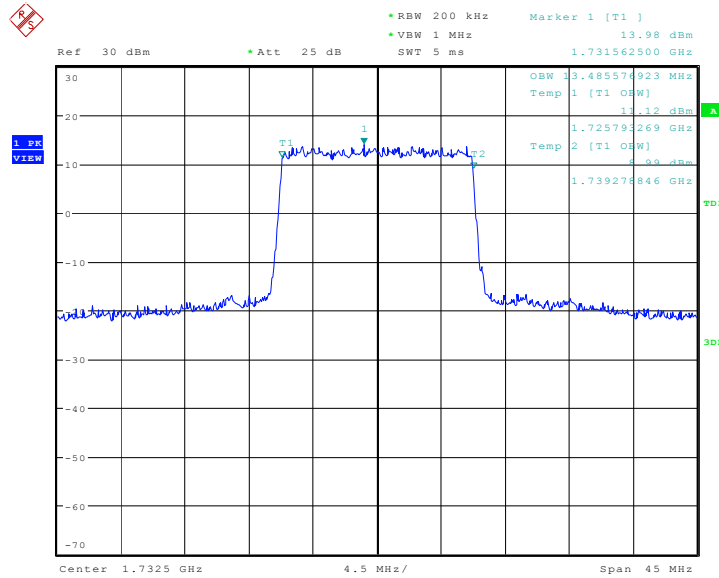


Date: 3.AUG.2017 08:44:00

LTE band 4, 15MHz (99%)

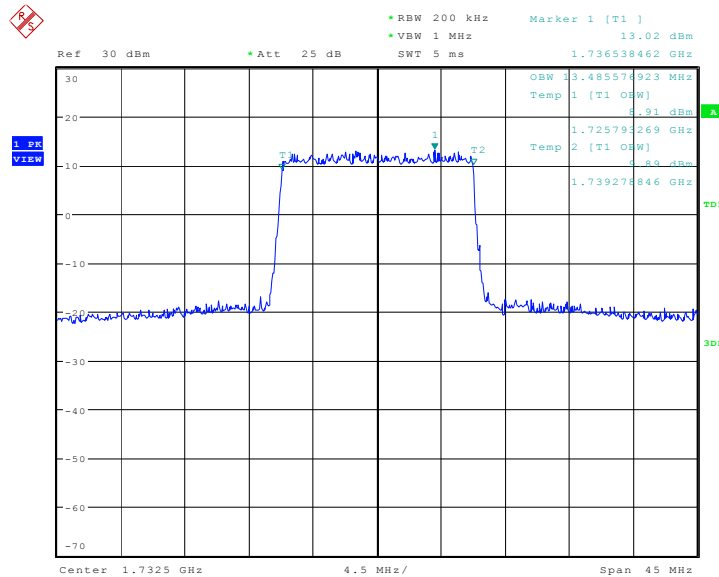
Frequency(MHz)	Occupied Bandwidth (99%)(kHz)	
1732.5	QPSK	16QAM
	13485.58	13485.58

LTE band 4, 15MHz Bandwidth, QPSK (99% BW)



Date: 3.AUG.2017 08:53:41

LTE band 4, 15MHz Bandwidth, 16QAM (99% BW)

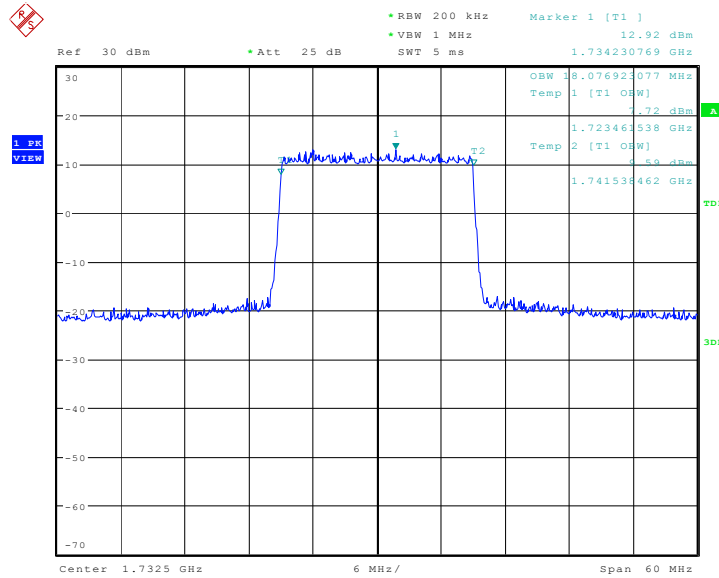


Date: 3.AUG.2017 08:53:56

LTE band 4, 20MHz (99%)

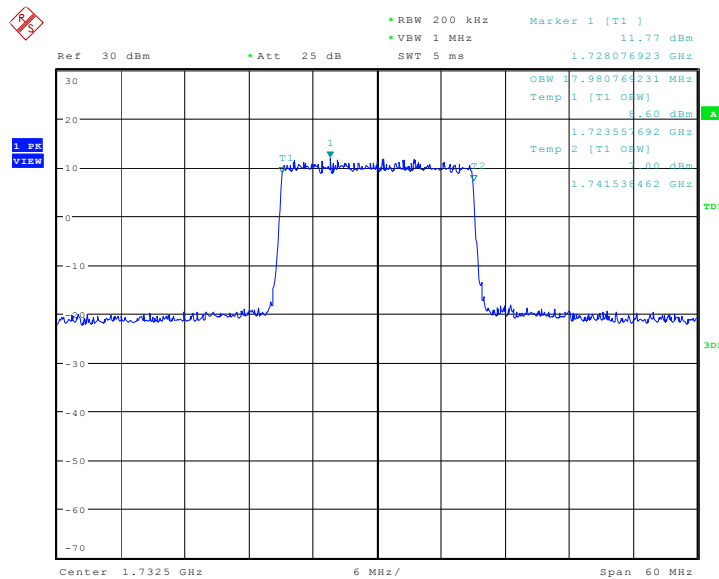
Frequency(MHz)	Occupied Bandwidth (99%)(kHz)	
1732.5	QPSK	16QAM
	18076.92	17980.77

LTE band 4, 20MHz Bandwidth, QPSK (99% BW)



Date: 3.AUG.2017 09:02:11

LTE band 4, 20MHz Bandwidth, 16QAM (99% BW)

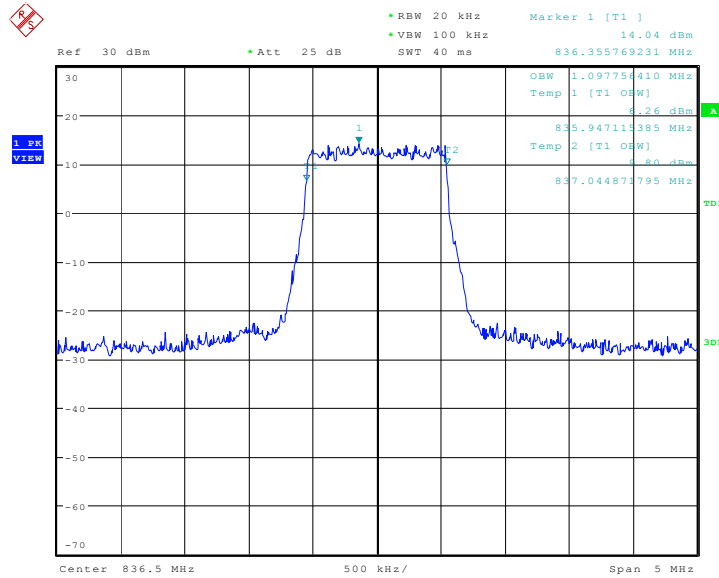


Date: 3.AUG.2017 09:02:26

LTE band 5, 1.4MHz (99%)

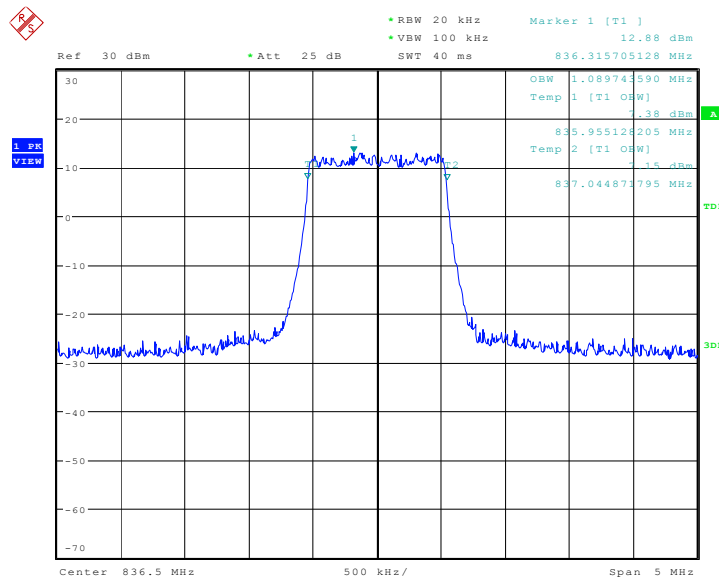
Frequency(MHz)	Occupied Bandwidth (99%)(kHz)	
836.5	QPSK	16QAM
	1097.76	1089.74

LTE band 5, 1.4MHz Bandwidth, QPSK (99% BW)



Date: 2.AUG.2017 15:50:26

LTE band 5, 1.4MHz Bandwidth, 16QAM (99% BW)

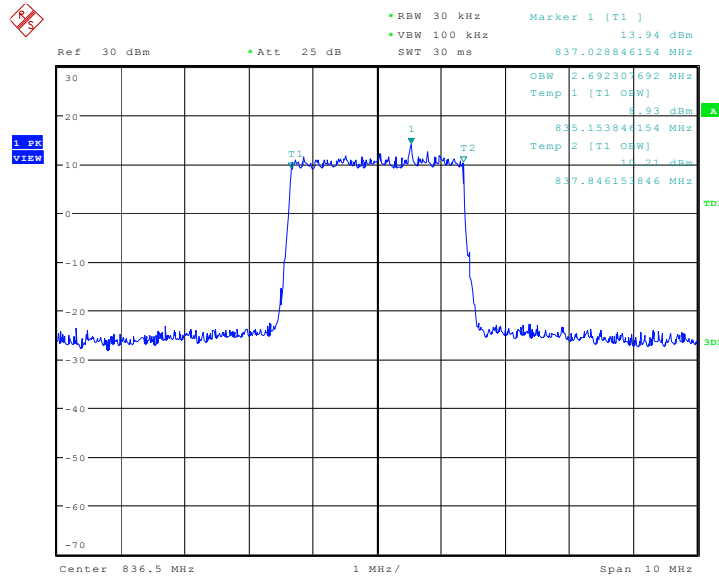


Date: 2.AUG.2017 15:50:41

LTE band 5, 3MHz (99%)

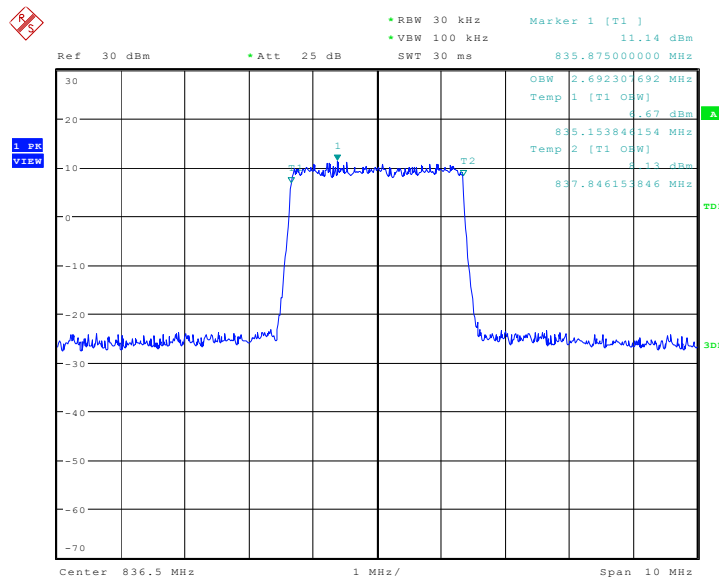
Frequency(MHz)	Occupied Bandwidth (99%)(kHz)	
836.5	QPSK	16QAM
	2692.31	2692.31

LTE band 5, 3MHz Bandwidth, QPSK (99% BW)



Date: 2.AUG.2017 15:57:17

LTE band 5, 3MHz Bandwidth, 16QAM (99% BW)

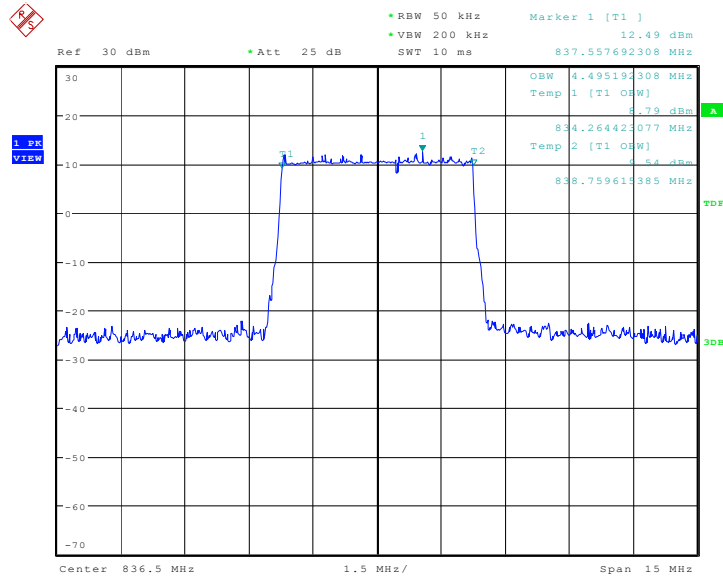


Date: 2.AUG.2017 15:57:32

LTE band 5, 5MHz (99%)

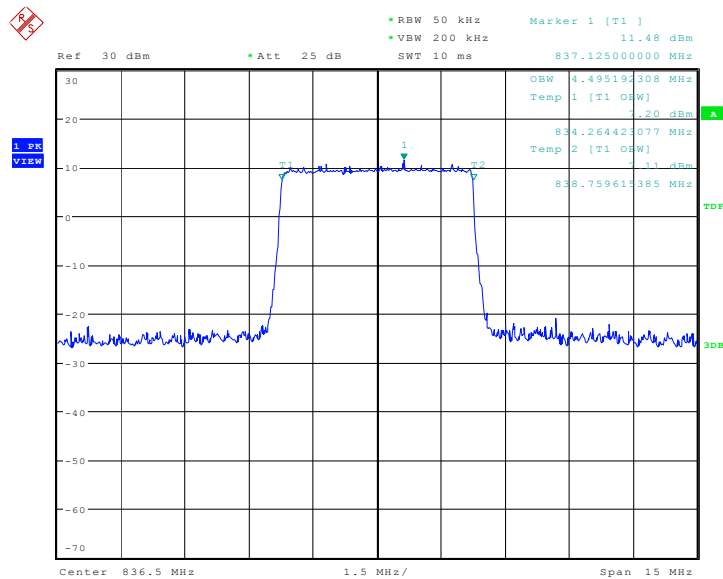
Frequency(MHz)	Occupied Bandwidth (99%)(kHz)	
836.5	QPSK	16QAM
	4495.19	4495.19

LTE band 5, 5MHz Bandwidth, QPSK (99% BW)



Date: 2.AUG.2017 16:04:11

LTE band 5, 5MHz Bandwidth,16QAM (99% BW)

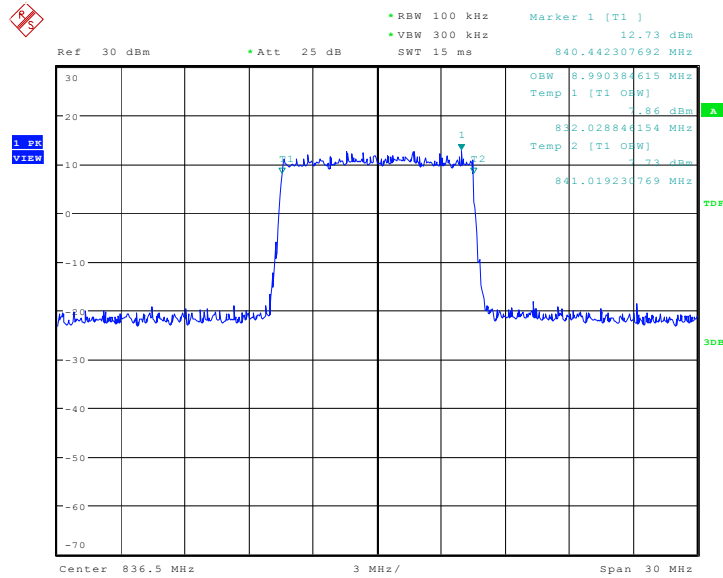


Date: 2.AUG.2017 16:04:26

LTE band 5, 10MHz (99%)

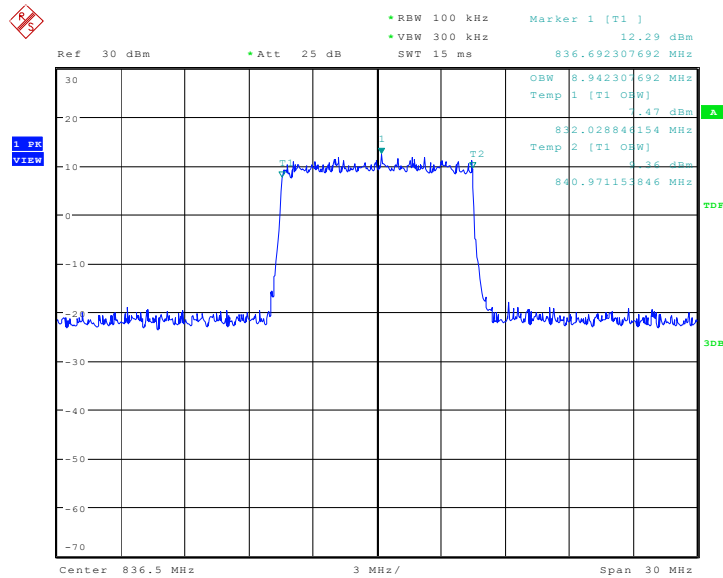
Frequency(MHz)	Occupied Bandwidth (99%)(kHz)	
836.5	QPSK	16QAM
	8990.38	8942.31

LTE band 5, 10MHz Bandwidth, QPSK (99% BW)



Date: 2.AUG.2017 16:15:36

LTE band 5, 10MHz Bandwidth, 16QAM (99% BW)

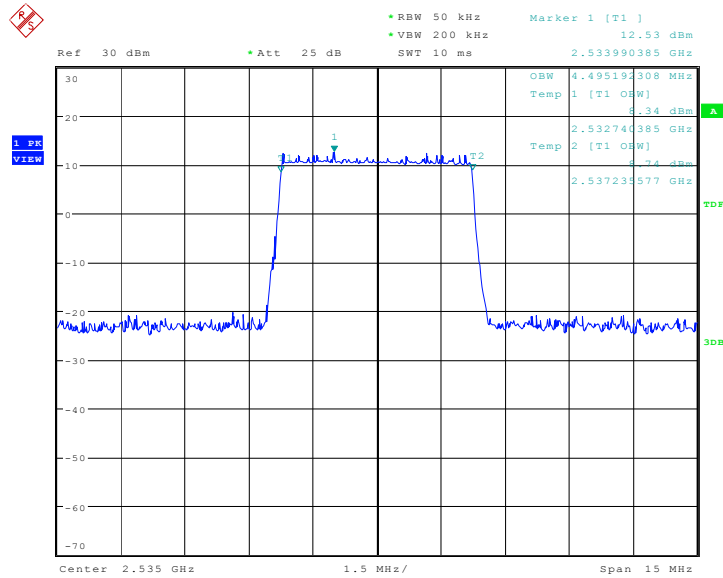


Date: 2.AUG.2017 16:15:49

LTE band 7, 5MHz (99%)

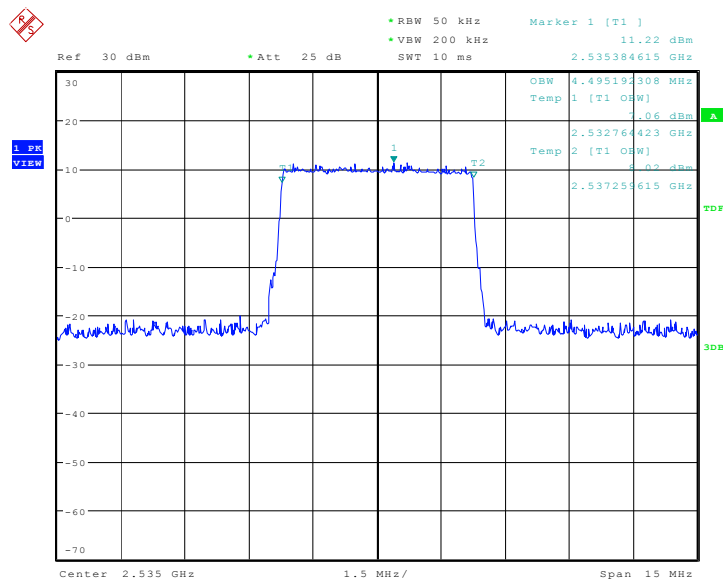
Frequency(MHz)	Occupied Bandwidth (99%)(kHz)	
2535.0	QPSK	16QAM
	4495.19	4495.19

LTE band 7, 5MHz Bandwidth, QPSK (99% BW)



Date: 3.AUG.2017 10:20:48

LTE band 7, 5MHz Bandwidth,16QAM (99% BW)

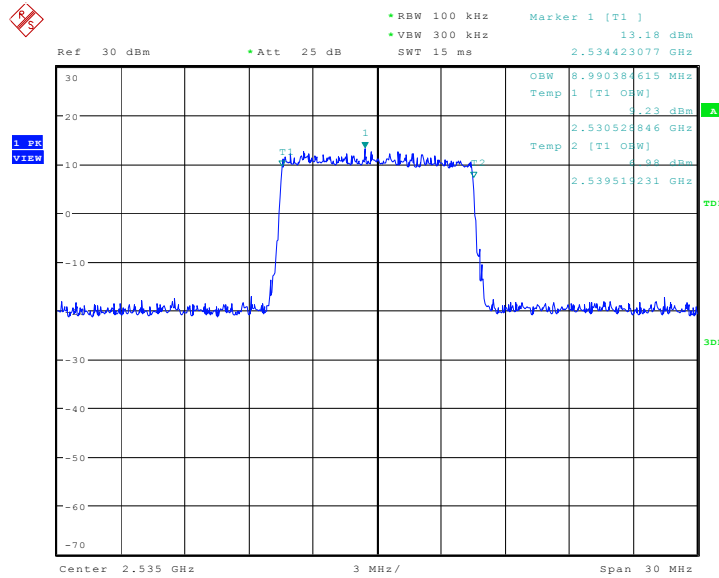


Date: 3.AUG.2017 10:21:03

LTE band 7, 10MHz (99%)

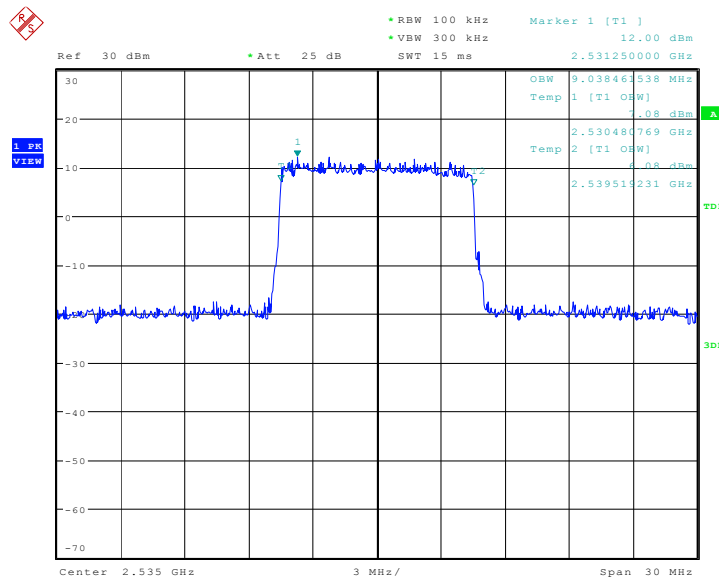
Frequency(MHz)	Occupied Bandwidth (99%)(kHz)	
2535.0	QPSK	16QAM
	8990.38	9038.46

LTE band 7, 10MHz Bandwidth, QPSK (99% BW)



Date: 3.AUG.2017 10:27:39

LTE band 7, 10MHz Bandwidth, 16QAM (99% BW)

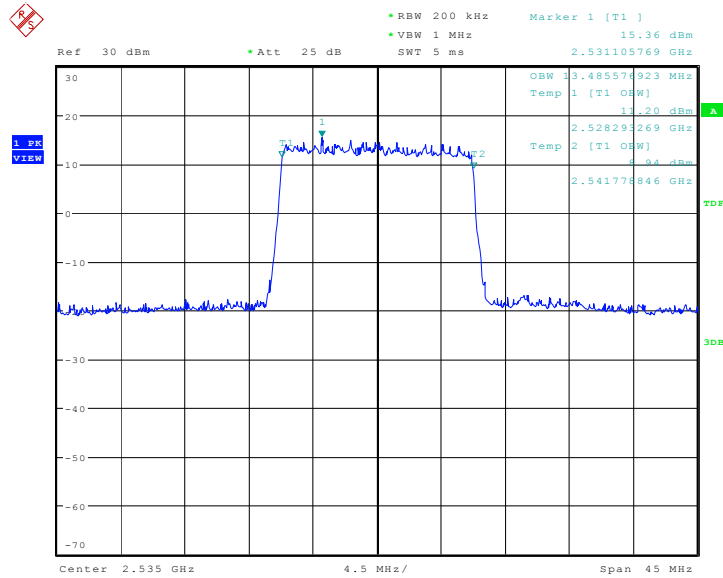


Date: 3.AUG.2017 10:27:54

LTE band 7, 15MHz (99%)

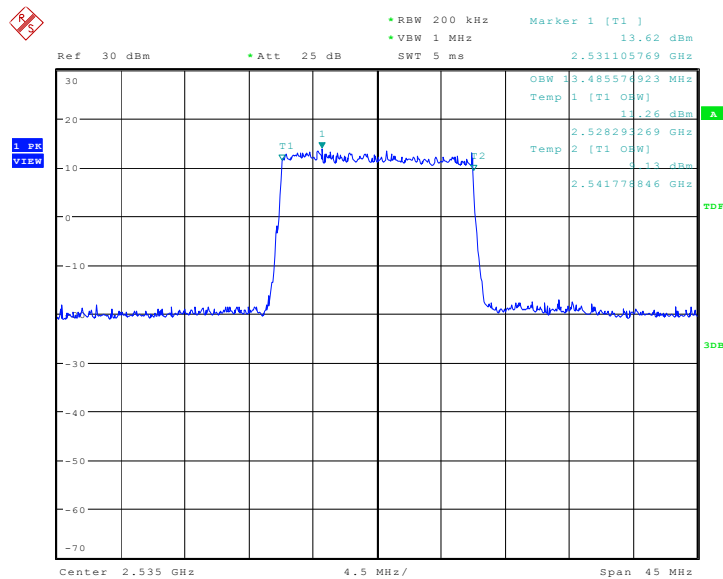
Frequency(MHz)	Occupied Bandwidth (99%)(kHz)	
2535.0	QPSK	16QAM
	13485.58	13485.58

LTE band 7, 15MHz Bandwidth, QPSK (99% BW)



Date: 3.AUG.2017 10:36:05

LTE band 7, 15MHz Bandwidth, 16QAM (99% BW)

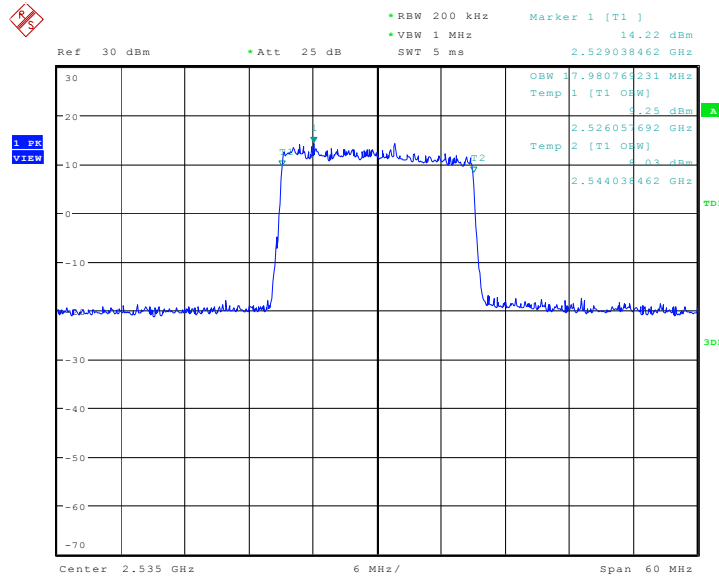


Date: 3.AUG.2017 10:36:20

LTE band 7, 20MHz (99%)

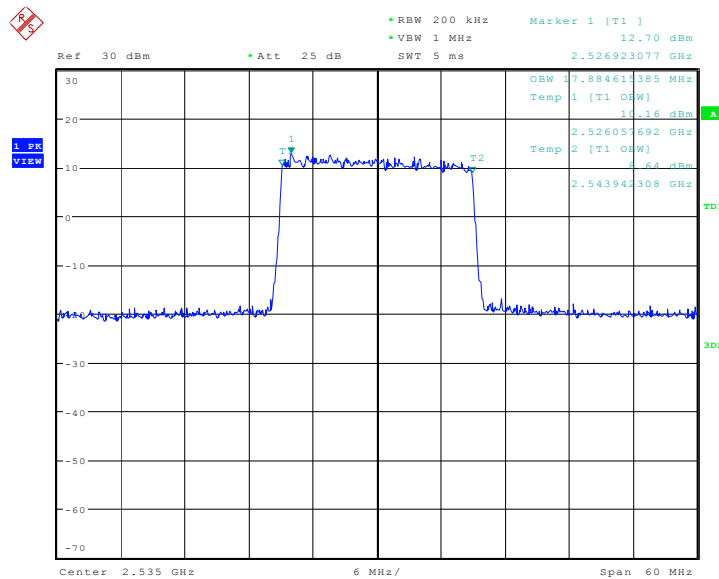
Frequency(MHz)	Occupied Bandwidth (99%)(kHz)	
2535.0	QPSK	16QAM
	17980.77	17884.62

LTE band 7, 20MHz Bandwidth, QPSK (99% BW)



Date: 3.AUG.2017 10:44:05

LTE band 7, 20MHz Bandwidth, 16QAM (99% BW)

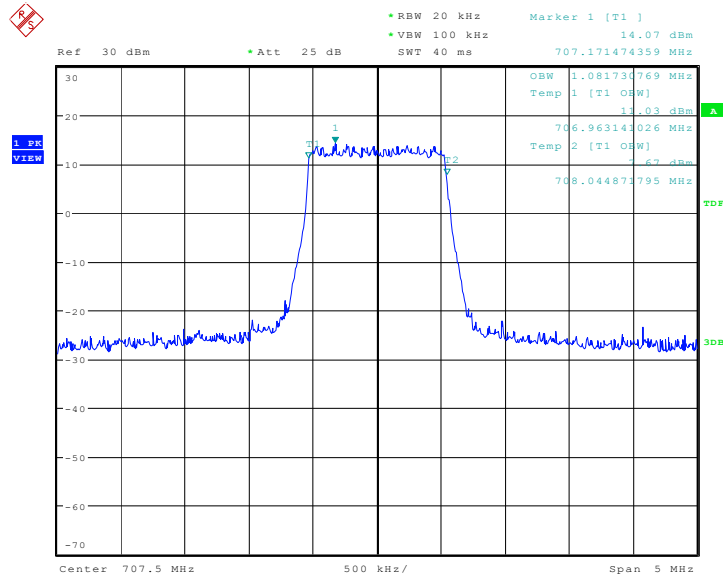


Date: 3.AUG.2017 10:44:20

LTE band 12, 1.4MHz (99%)

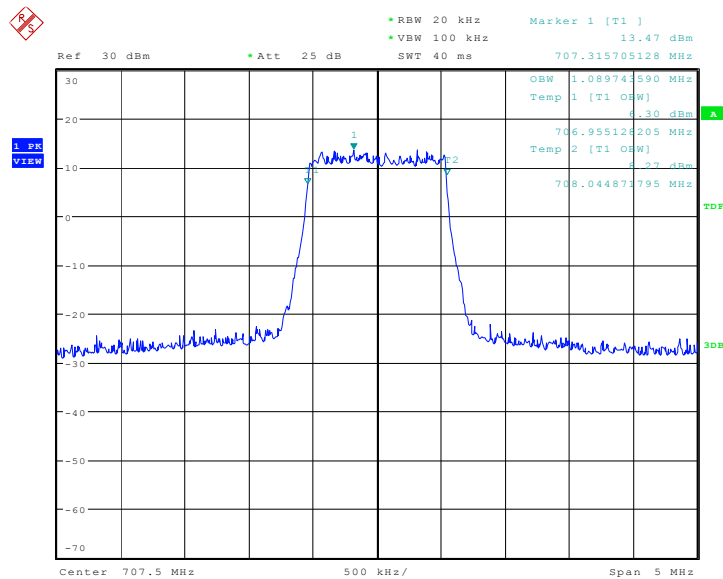
Frequency(MHz)	Occupied Bandwidth (99%)(kHz)	
707.5	QPSK	16QAM
	1081.73	1089.74

LTE band 12, 1.4MHz Bandwidth, QPSK (99% BW)



Date: 3.AUG.2017 09:09:06

LTE band 12, 1.4MHz Bandwidth, 16QAM (99% BW)

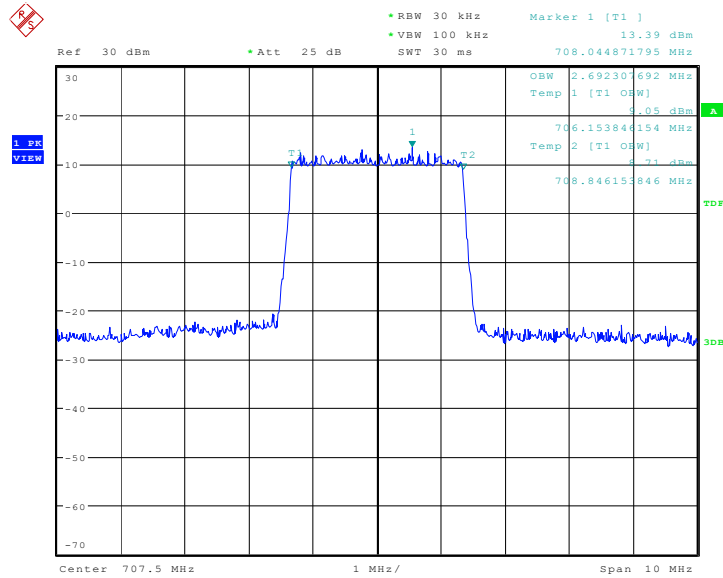


Date: 3.AUG.2017 09:09:21

LTE band 12, 3MHz (99%)

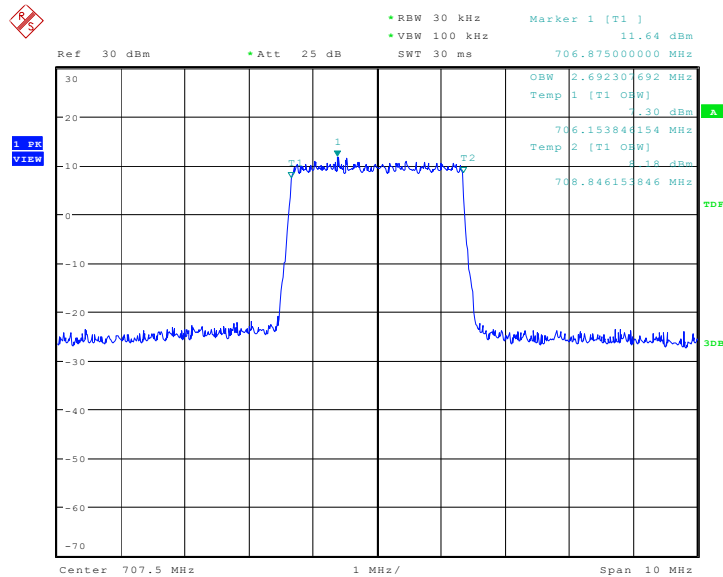
Frequency(MHz)	Occupied Bandwidth (99%)(kHz)	
707.5	QPSK	16QAM
	2692.31	2692.31

LTE band 12, 3MHz Bandwidth, QPSK (99% BW)



Date: 3.AUG.2017 09:15:57

LTE band 12, 3MHz Bandwidth, 16QAM (99% BW)

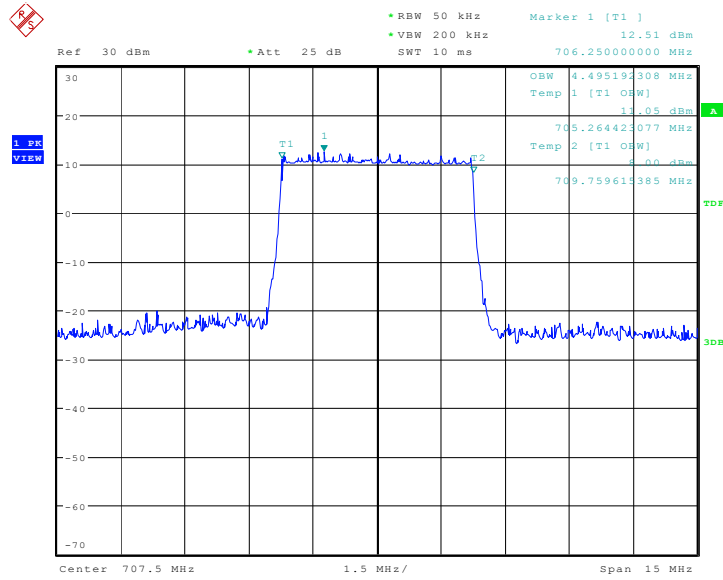


Date: 3.AUG.2017 09:16:12

LTE band 12, 5MHz (99%)

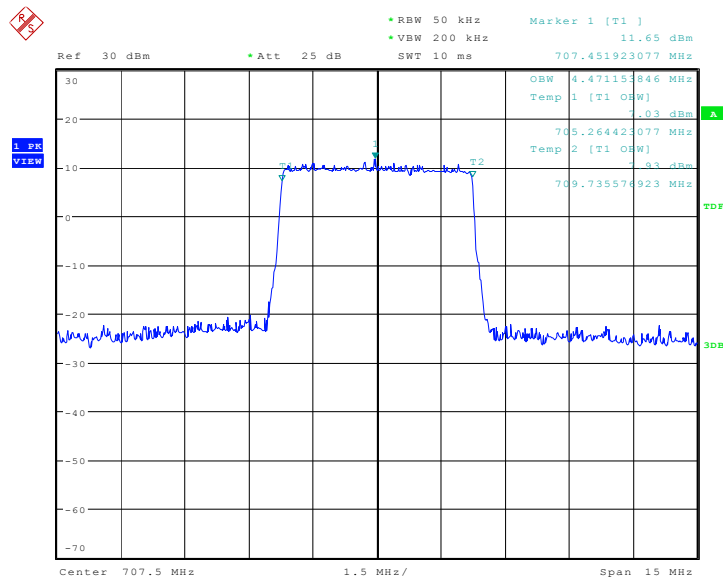
Frequency(MHz)	Occupied Bandwidth (99%)(kHz)	
707.5	QPSK	16QAM
	4495.19	4471.15

LTE band 12, 5MHz Bandwidth, QPSK (99% BW)



Date: 3.AUG.2017 09:22:47

LTE band 12, 5MHz Bandwidth,16QAM (99% BW)

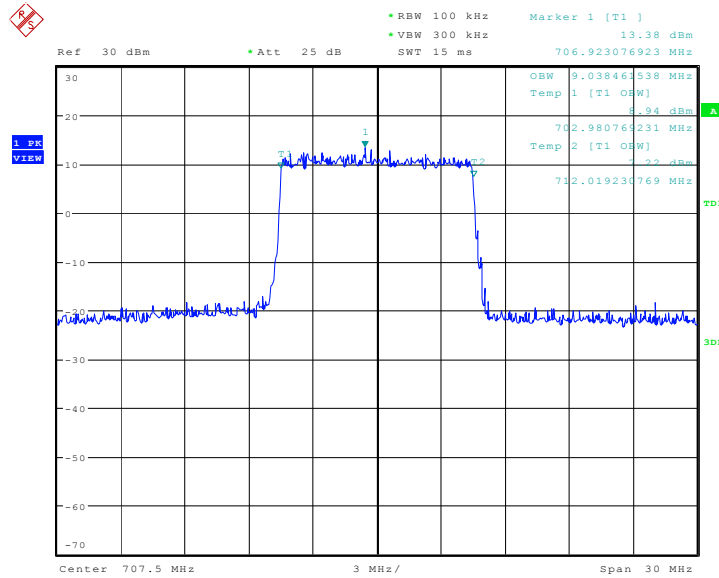


Date: 3.AUG.2017 09:23:02

LTE band 12, 10MHz (99%)

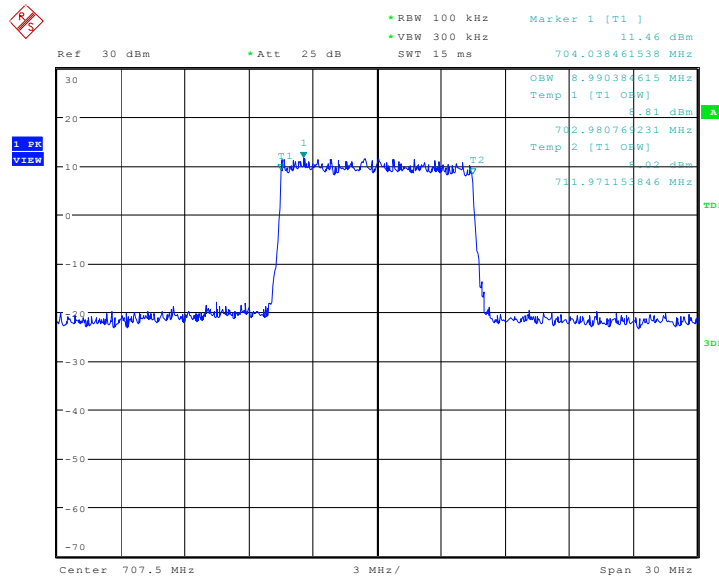
Frequency(MHz)	Occupied Bandwidth (99%)(kHz)	
707.5	QPSK	16QAM
	9038.46	8990.38

LTE band 12, 10MHz Bandwidth, QPSK (99% BW)



Date: 3.AUG.2017 09:29:38

LTE band 12, 10MHz Bandwidth, 16QAM (99% BW)

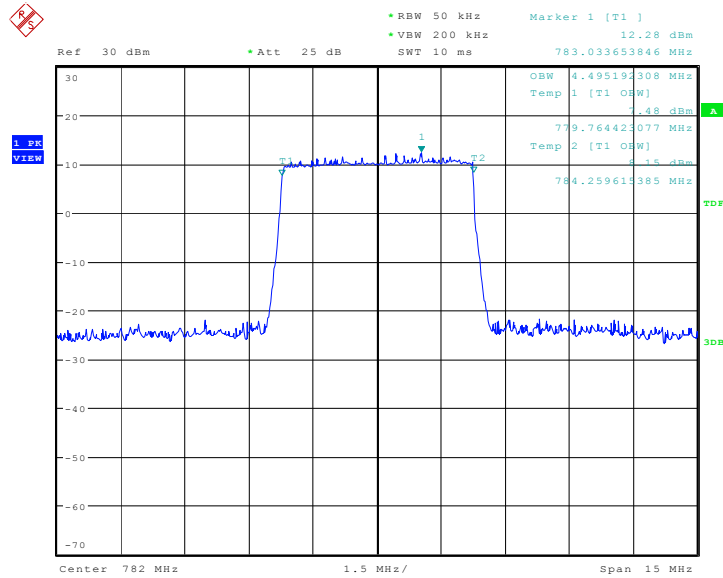


Date: 3.AUG.2017 09:29:53

LTE band 13, 5MHz (99%)

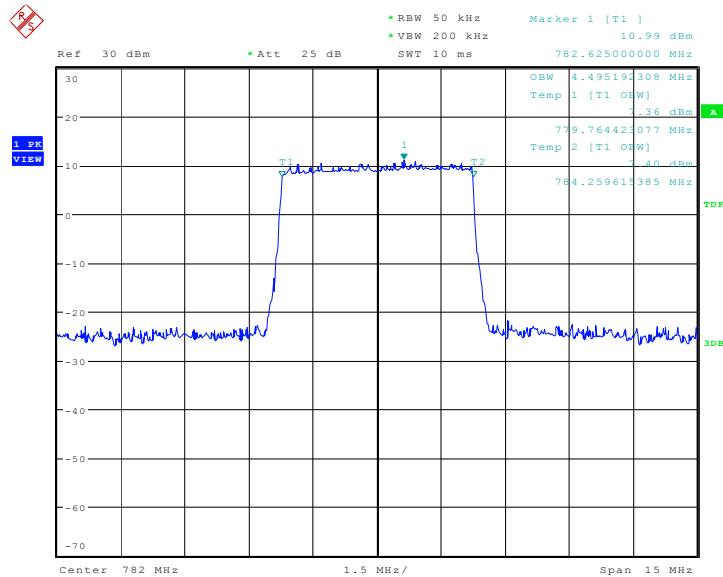
Frequency(MHz)	Occupied Bandwidth (99%)(kHz)	
782.0	QPSK	16QAM
	4495.19	4495.19

LTE band 13, 5MHz Bandwidth, QPSK (99% BW)



Date: 2.AUG.2017 15:36:41

LTE band 13, 5MHz Bandwidth, 16QAM (99% BW)

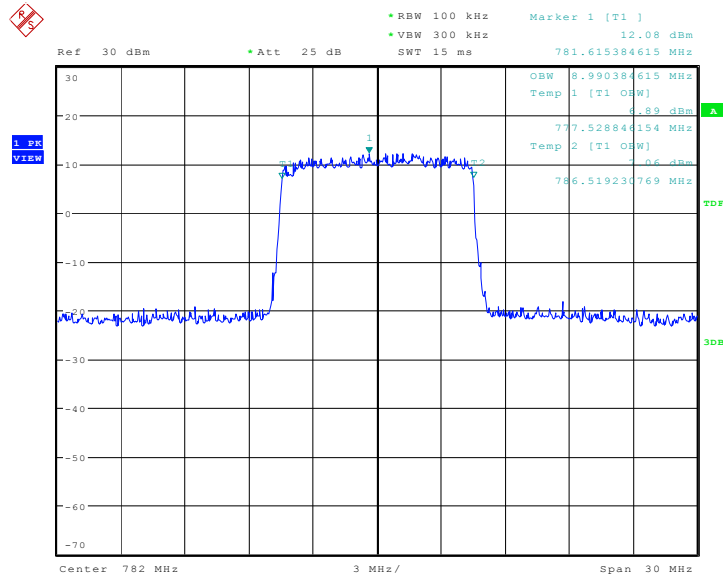


Date: 2.AUG.2017 15:36:56

LTE band 13, 10MHz (99%)

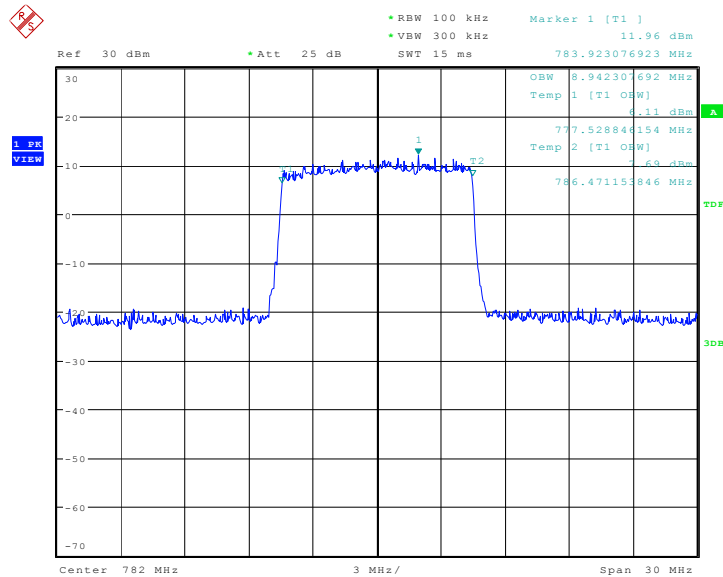
Frequency(MHz)	Occupied Bandwidth (99%)(kHz)	
782.0	QPSK	16QAM
	8990.38	8942.31

LTE band 13, 10MHz Bandwidth, QPSK (99% BW)



Date: 2.AUG.2017 15:43:32

LTE band 13, 10MHz Bandwidth, 16QAM (99% BW)

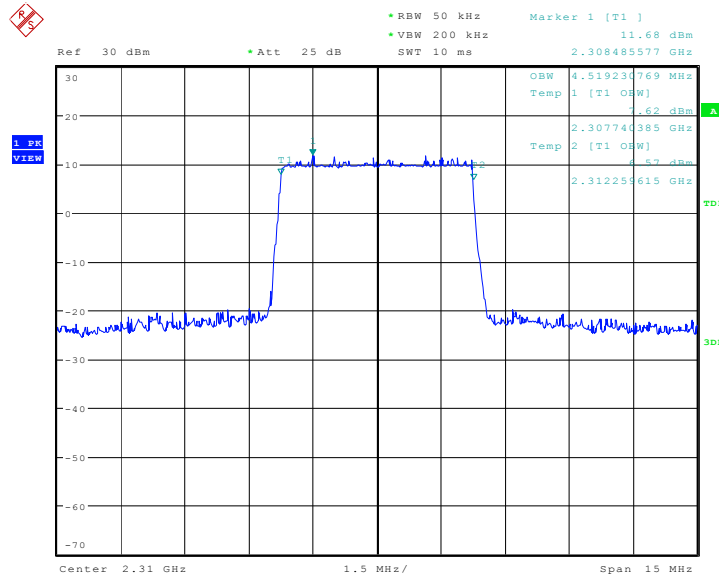


Date: 2.AUG.2017 15:43:47

LTE band 30, 5MHz (99%)

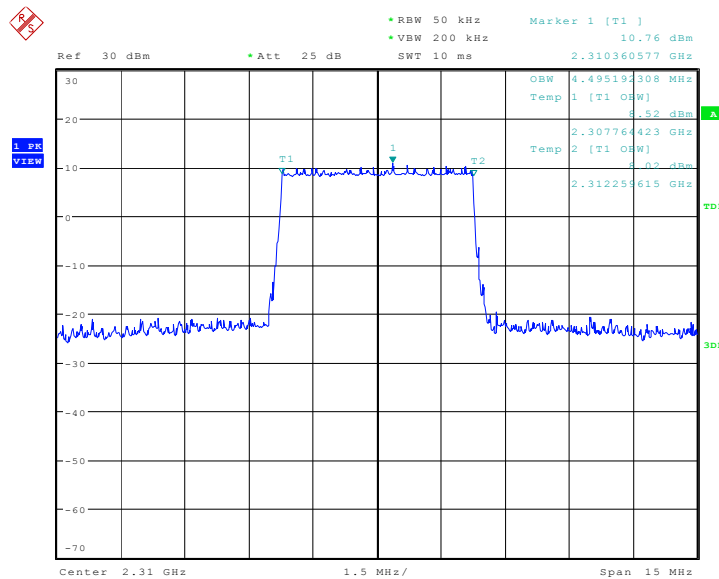
Frequency(MHz)	Occupied Bandwidth (99%)(kHz)	
2310.0	QPSK	16QAM
	4519.23	4495.19

LTE band 30, 5MHz Bandwidth, QPSK (99% BW)



Date: 25.AUG.2017 13:36:41

LTE band 30, 5MHz Bandwidth,16QAM (99% BW)

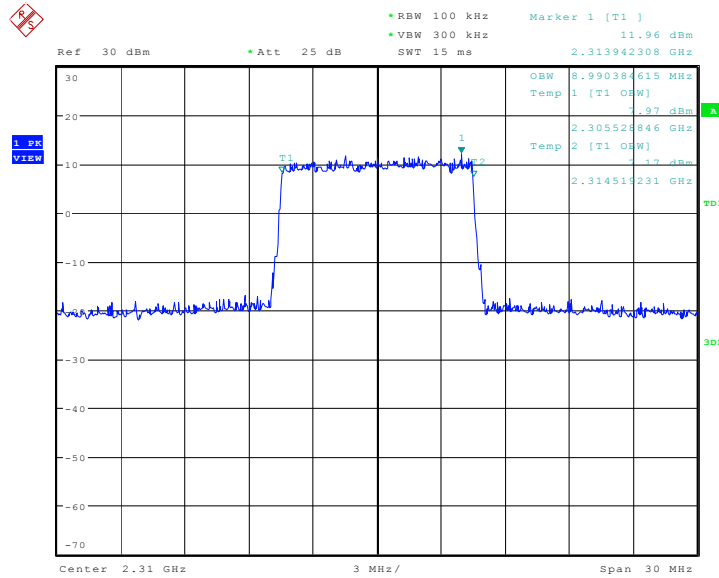


Date: 25.AUG.2017 13:36:56

LTE band 30, 10MHz (99%)

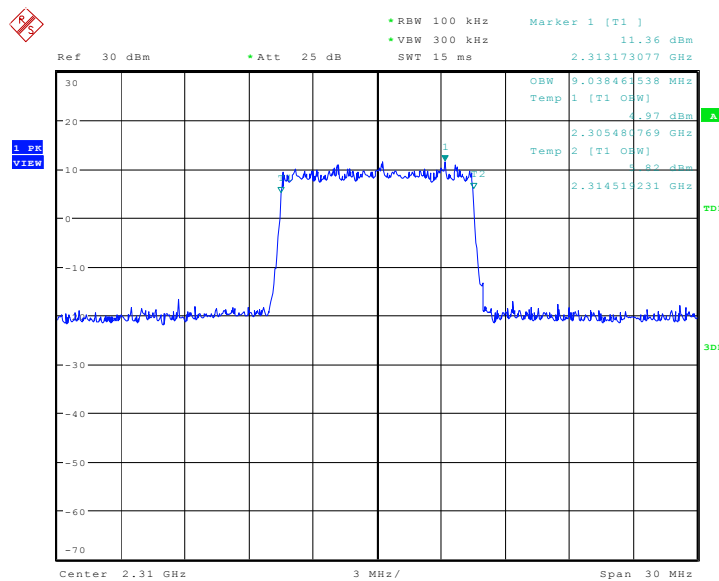
Frequency(MHz)	Occupied Bandwidth (99%)(kHz)	
2310.0	QPSK	16QAM
	8990.38	9038.46

LTE band 30, 10MHz Bandwidth, QPSK (99% BW)



Date: 25.AUG.2017 13:46:02

LTE band 30, 10MHz Bandwidth, 16QAM (99% BW)

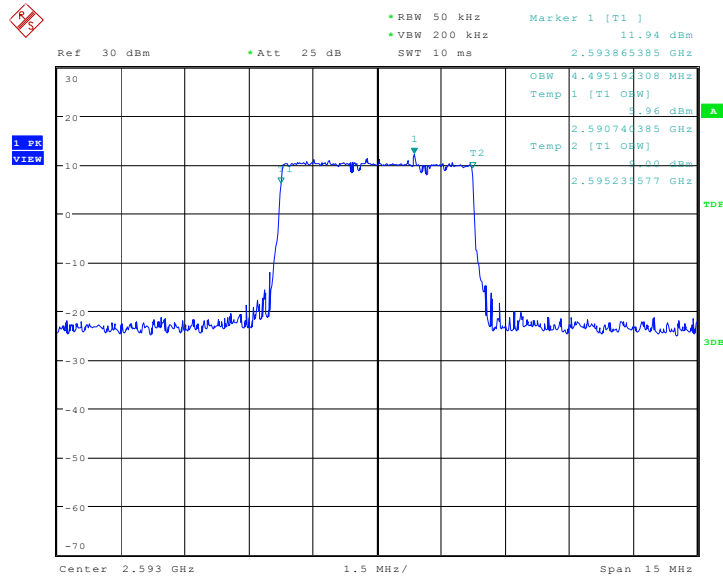


Date: 25.AUG.2017 13:46:17

LTE band 41, 5MHz (99%)

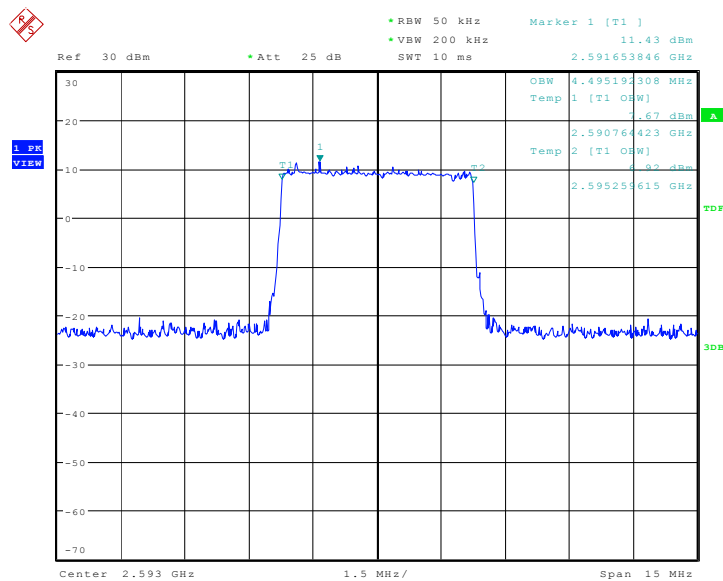
Frequency(MHz)	Occupied Bandwidth (99%)(kHz)	
2593.0	QPSK	16QAM
	4495.19	4495.19

LTE band 41, 5MHz Bandwidth, QPSK (99% BW)



Date: 3.AUG.2017 14:09:03

LTE band 41, 5MHz Bandwidth,16QAM (99% BW)

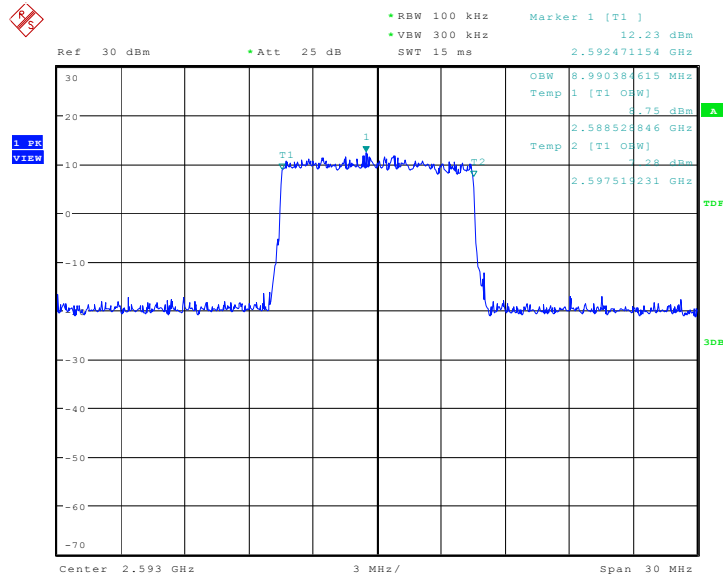


Date: 3.AUG.2017 14:09:18

LTE band 41, 10MHz (99%)

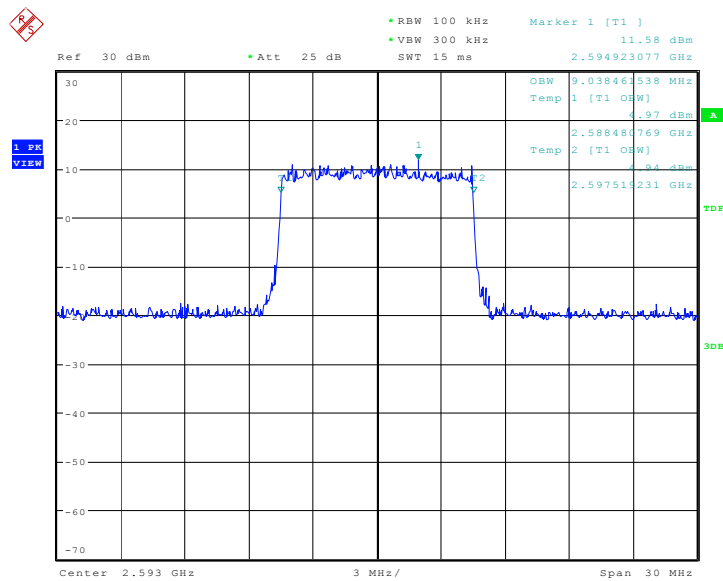
Frequency(MHz)	Occupied Bandwidth (99%)(kHz)	
2593.0	QPSK	16QAM
	8990.38	9038.46

LTE band 41, 10MHz Bandwidth, QPSK (99% BW)



Date: 3.AUG.2017 14:19:53

LTE band 41, 10MHz Bandwidth, 16QAM (99% BW)

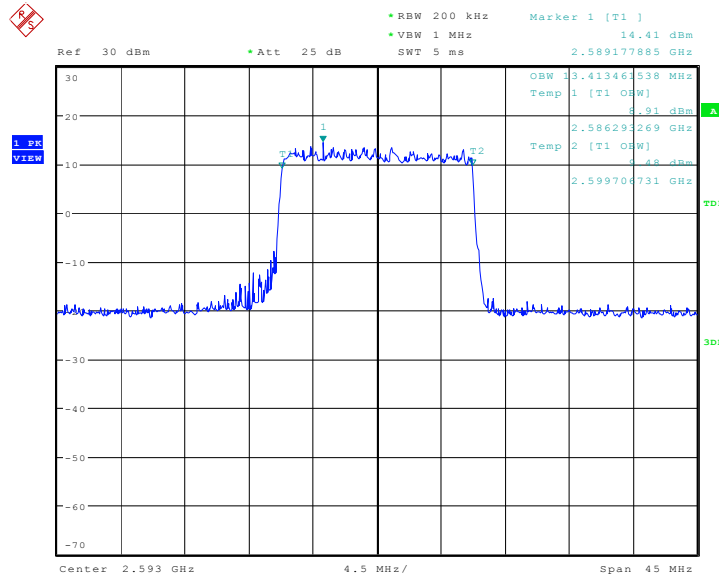


Date: 3.AUG.2017 14:20:08

LTE band 41, 15MHz (99%)

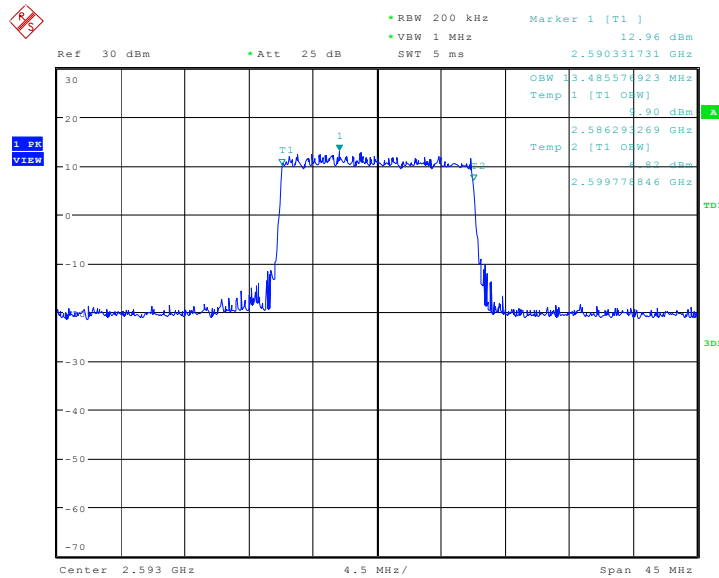
Frequency(MHz)	Occupied Bandwidth (99%)(kHz)	
2593.0	QPSK	16QAM
	13413.46	13485.58

LTE band 41, 15MHz Bandwidth, QPSK (99% BW)



Date: 3.AUG.2017 14:29:22

LTE band 41, 15MHz Bandwidth, 16QAM (99% BW)

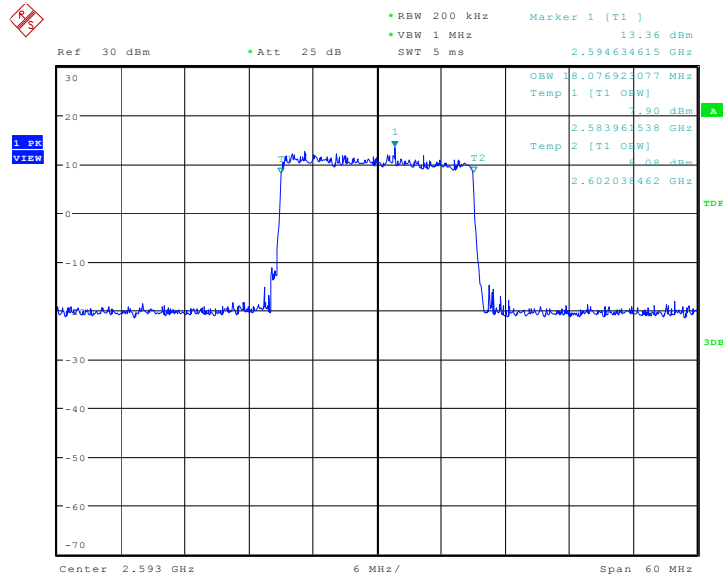


Date: 3.AUG.2017 14:29:37

LTE band 41, 20MHz (99%)

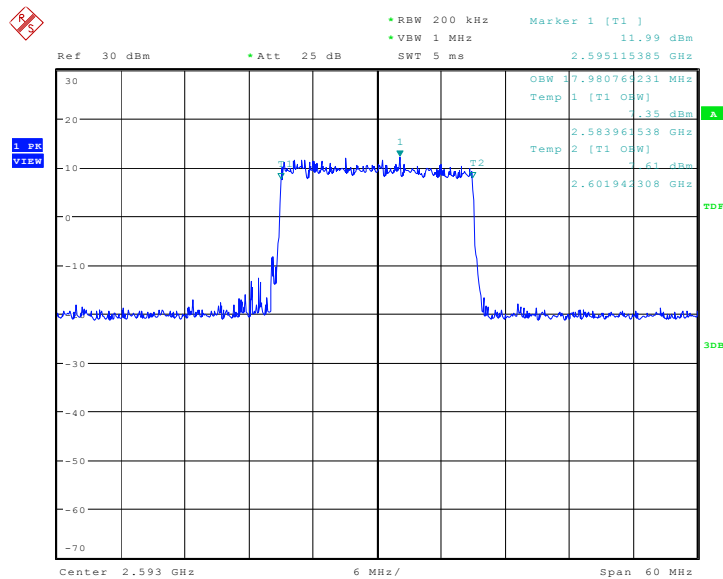
Frequency(MHz)	Occupied Bandwidth (99%)(kHz)	
2593.0	QPSK	16QAM
	18076.92	17980.77

LTE band 41, 20MHz Bandwidth, QPSK (99% BW)



Date: 3.AUG.2017 14:37:55

LTE band 41, 20MHz Bandwidth, 16QAM (99% BW)

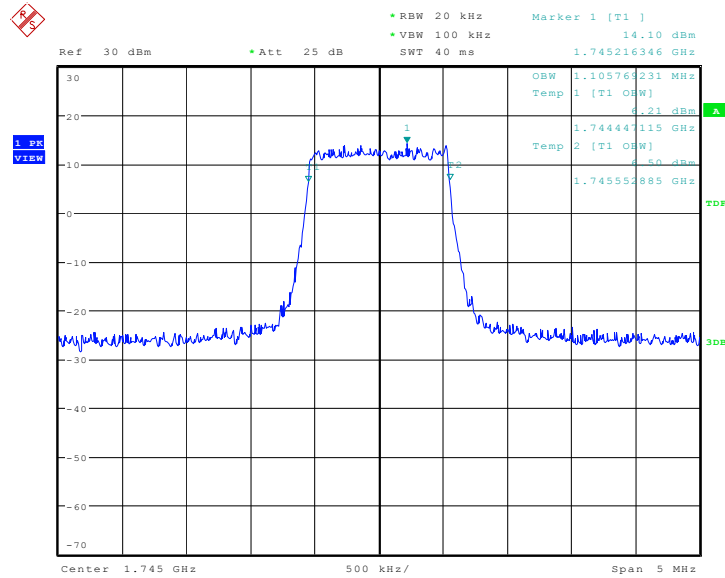


Date: 3.AUG.2017 14:38:10

LTE band 66, 1.4MHz (99%)

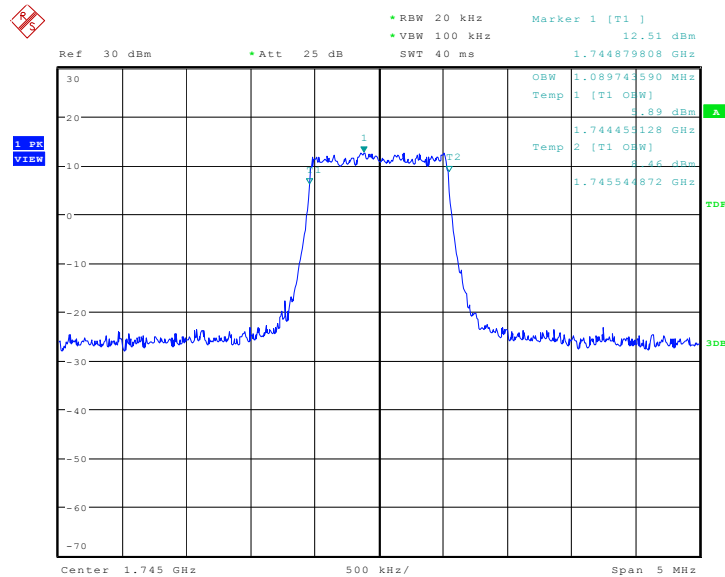
Frequency(MHz)	Occupied Bandwidth (99%)(kHz)	
1745.0	QPSK	16QAM
	1105.77	1089.74

LTE band 66, 1.4MHz Bandwidth, QPSK (99% BW)



Date: 3.AUG.2017 13:01:18

LTE band 66, 1.4MHz Bandwidth, 16QAM (99% BW)

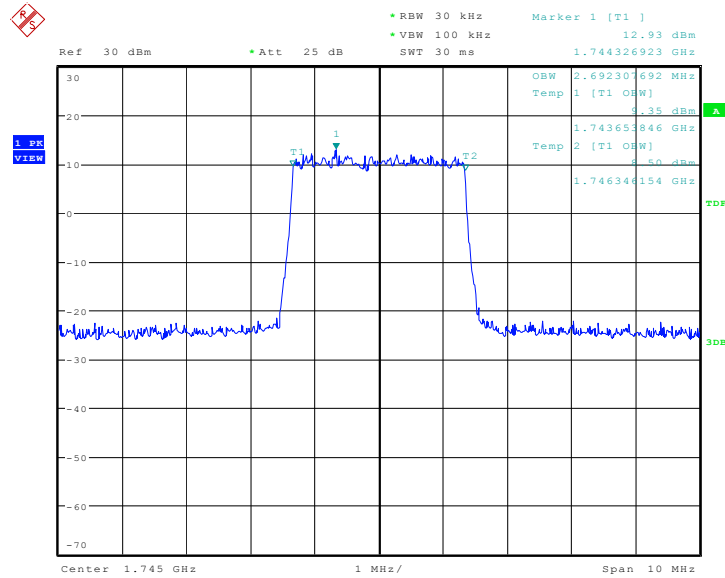


Date: 3.AUG.2017 13:01:33

LTE band 66, 3MHz (99%)

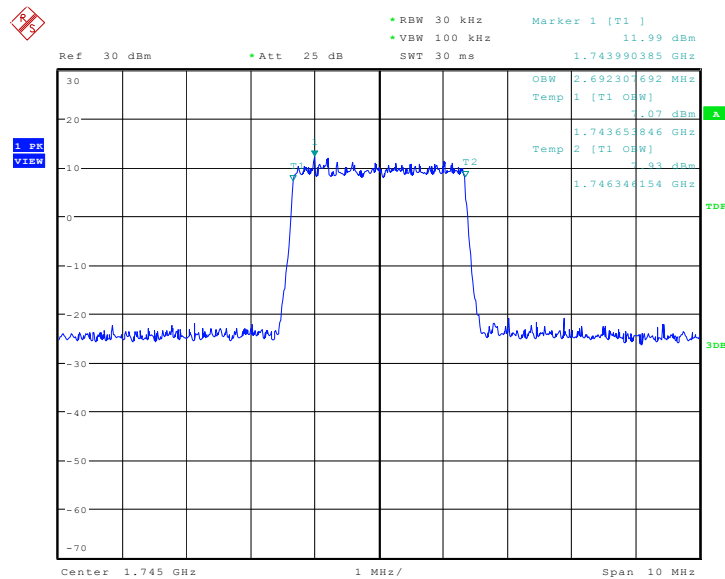
Frequency(MHz)	Occupied Bandwidth (99%)(kHz)	
1745.0	QPSK	16QAM
	2692.31	2692.31

LTE band 66, 3MHz Bandwidth, QPSK (99% BW)



Date: 3.AUG.2017 13:08:09

LTE band 66, 3MHz Bandwidth, 16QAM (99% BW)

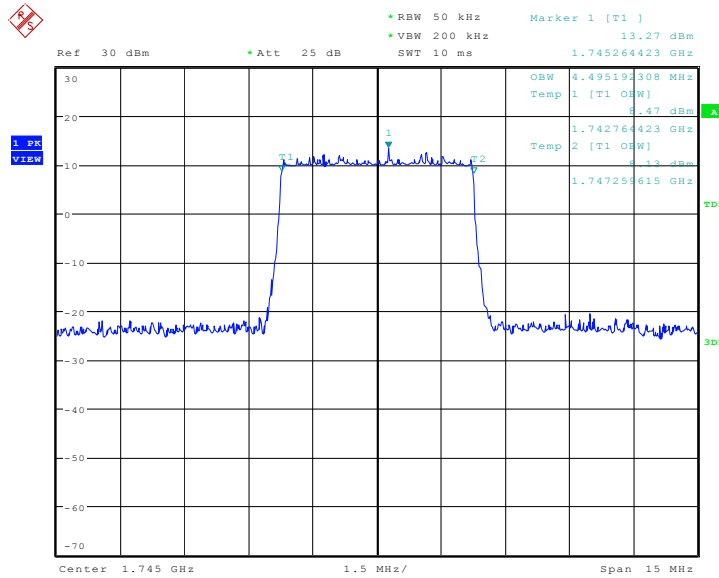


Date: 3.AUG.2017 13:08:24

LTE band 66, 5MHz (99%)

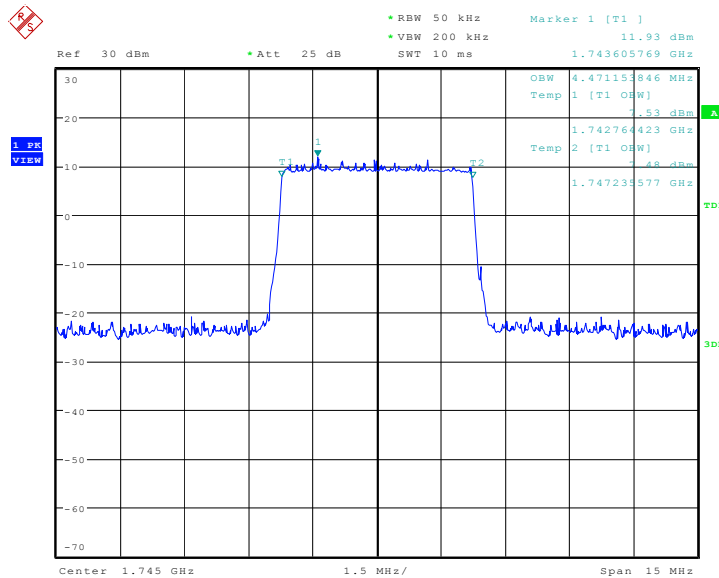
Frequency(MHz)	Occupied Bandwidth (99%)(kHz)	
1745.0	QPSK	16QAM
	4495.19	4471.15

LTE band 66, 5MHz Bandwidth, QPSK (99% BW)



Date: 3.AUG.2017 13:15:00

LTE band 66, 5MHz Bandwidth,16QAM (99% BW)

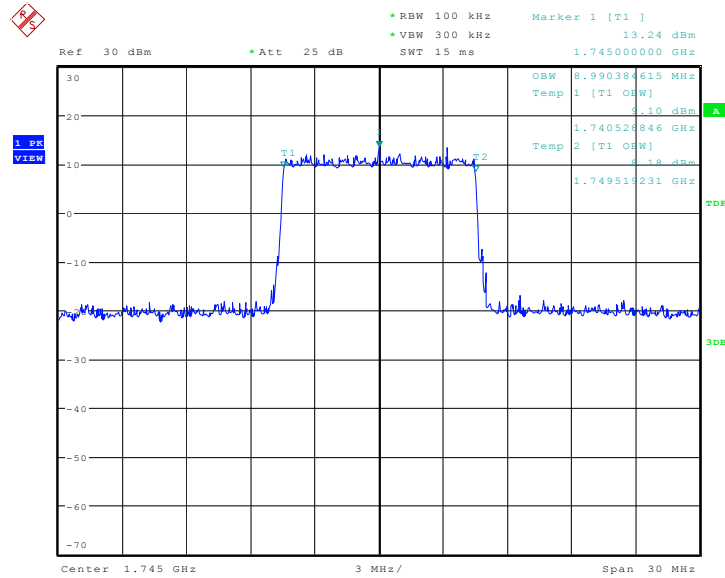


Date: 3.AUG.2017 13:15:15

LTE band 66, 10MHz (99%)

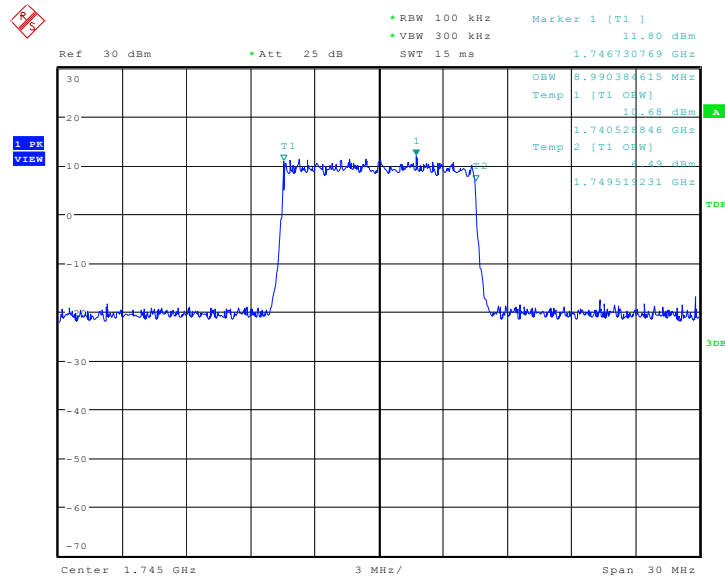
Frequency(MHz)	Occupied Bandwidth (99%)(kHz)	
1745.0	QPSK	16QAM
	8990.38	8990.38

LTE band 66, 10MHz Bandwidth, QPSK (99% BW)



Date: 3.AUG.2017 13:21:51

LTE band 66, 10MHz Bandwidth, 16QAM (99% BW)

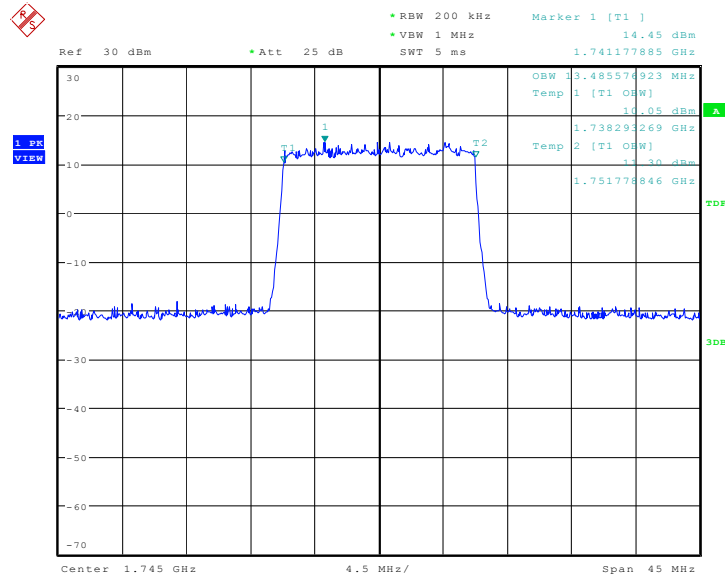


Date: 3.AUG.2017 13:22:06

LTE band 66, 15MHz (99%)

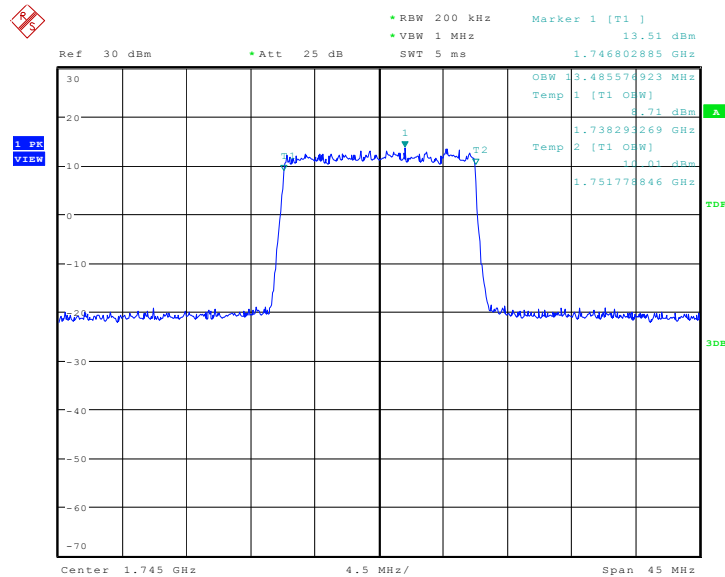
Frequency(MHz)	Occupied Bandwidth (99%)(kHz)	
1745.0	QPSK	16QAM
	13485.58	13485.58

LTE band 66, 15MHz Bandwidth, QPSK (99% BW)



Date: 3.AUG.2017 13:47:41

LTE band 66, 15MHz Bandwidth, 16QAM (99% BW)

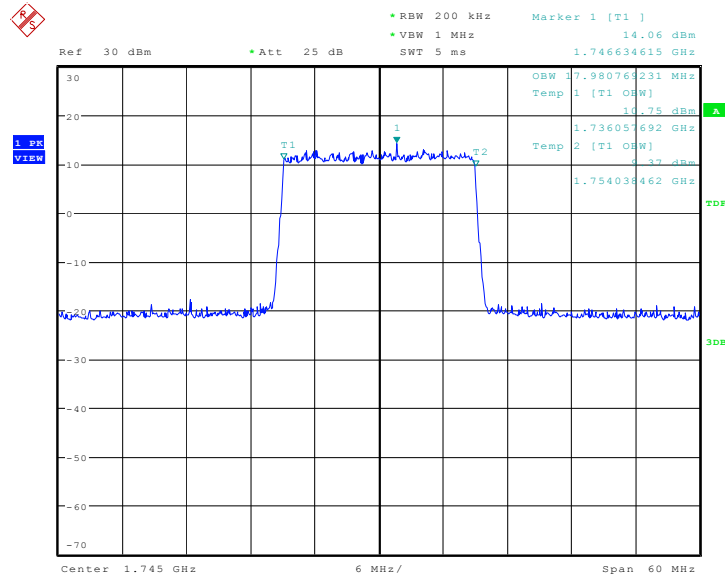


Date: 3.AUG.2017 13:47:56

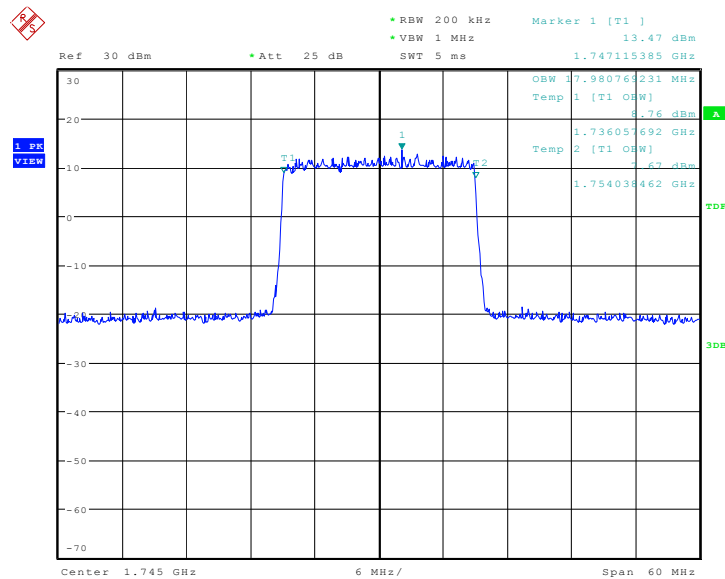
LTE band 66, 20MHz (99%)

Frequency(MHz)	Occupied Bandwidth (99%)(kHz)	
1745.0	QPSK	16QAM
	17980.77	17980.77

LTE band 66, 20MHz Bandwidth, QPSK (99% BW)



LTE band 66, 20MHz Bandwidth, 16QAM (99% BW)



A.5 EMISSION BANDWIDTH

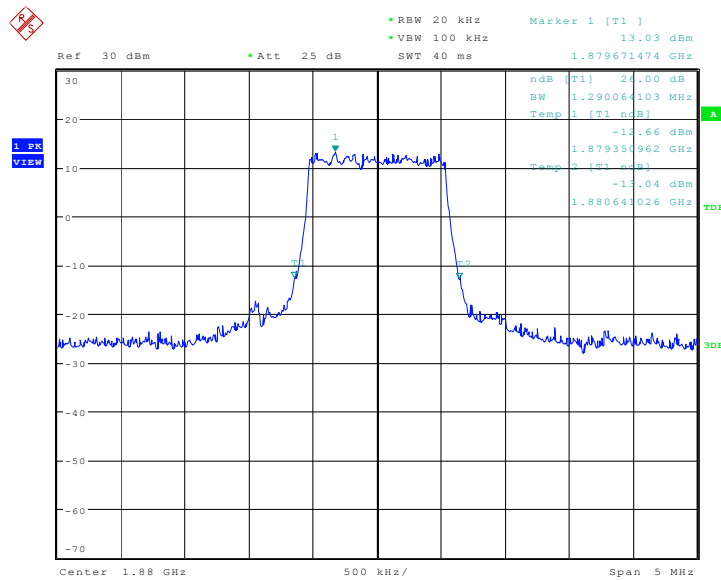
A.5.1 Emission Bandwidth Results

The emission bandwidth is defined as the width of the signal between two points, one below the carrier center frequency and one above the carrier center frequency, outside of which all emissions are attenuated at least 26 dB below the transmitter power. Table below lists the measured -26dBc BW. Spectrum analyzer plots are included on the following pages.

LTE band 2, 1.4MHz (-26dBc)

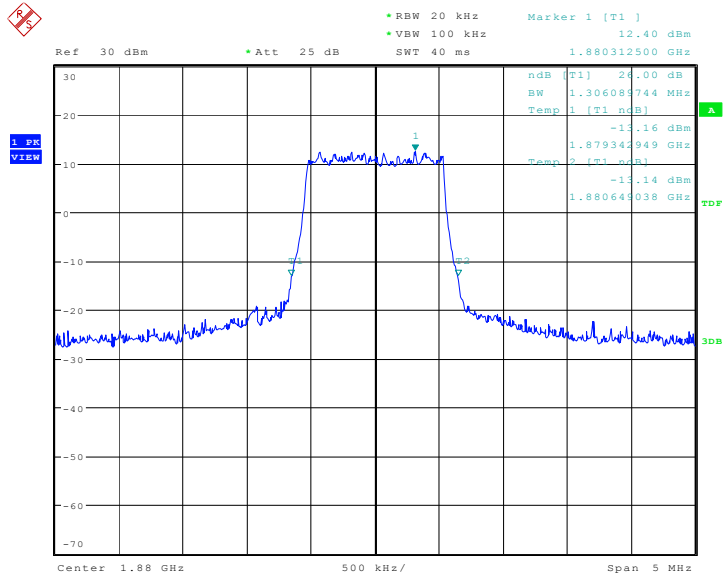
Frequency(MHz)	Occupied Bandwidth (-26dBc)(kHz)	
1880.0	QPSK	16QAM
	1290.06	1306.09

LTE band 2, 1.4MHz Bandwidth, QPSK (-26dBc BW)



Date: 2.AUG.2017 16:23:27

LTE band 2, 1.4MHz Bandwidth, 16QAM (-26dBc BW)

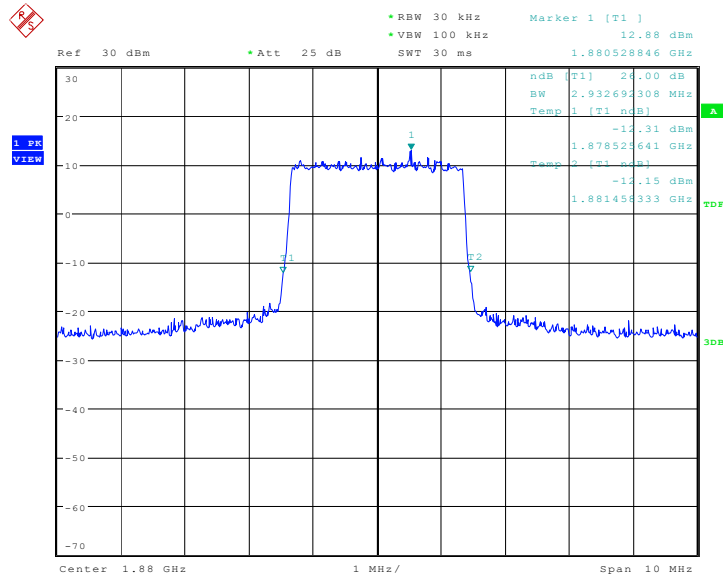


Date: 2.AUG.2017 16:23:43

LTE band 2, 3MHz (-26dBc)

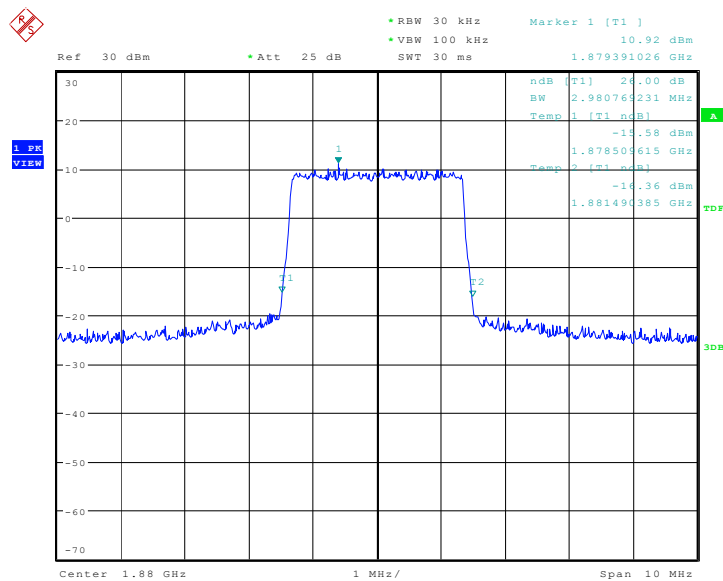
Frequency(MHz)	Occupied Bandwidth (-26dBc)(kHz)	
1880.0	QPSK	16QAM
	2932.69	2980.77

LTE band 2, 3MHz Bandwidth, QPSK (-26dBc BW)



Date: 2.AUG.2017 16:30:10

LTE band 2, 3MHz Bandwidth, 16QAM (-26dBc BW)

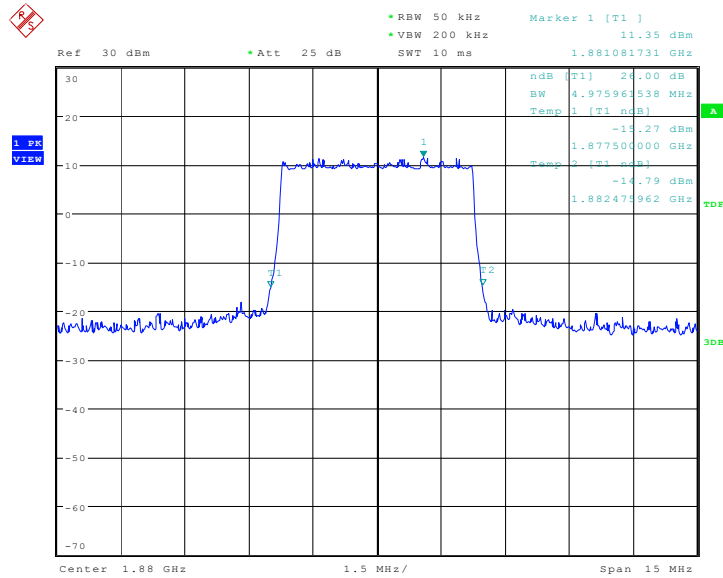


Date: 2.AUG.2017 16:30:25

LTE band 2, 5MHz (-26dBc)

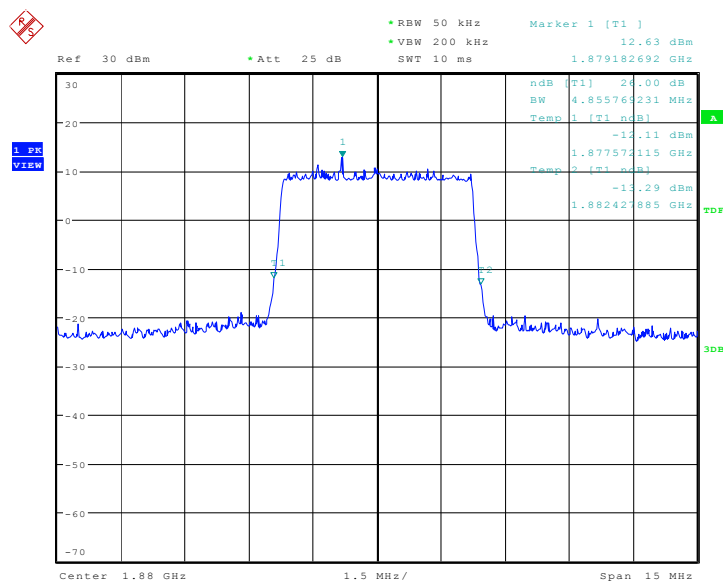
Frequency(MHz)	Occupied Bandwidth (-26dBc)(kHz)	
1880.0	QPSK	16QAM
	4975.96	4855.77

LTE band 2, 5MHz Bandwidth, QPSK (-26dBc BW)



Date: 2.AUG.2017 16:36:52

LTE band 2, 5MHz Bandwidth,16QAM (-26dBc BW)

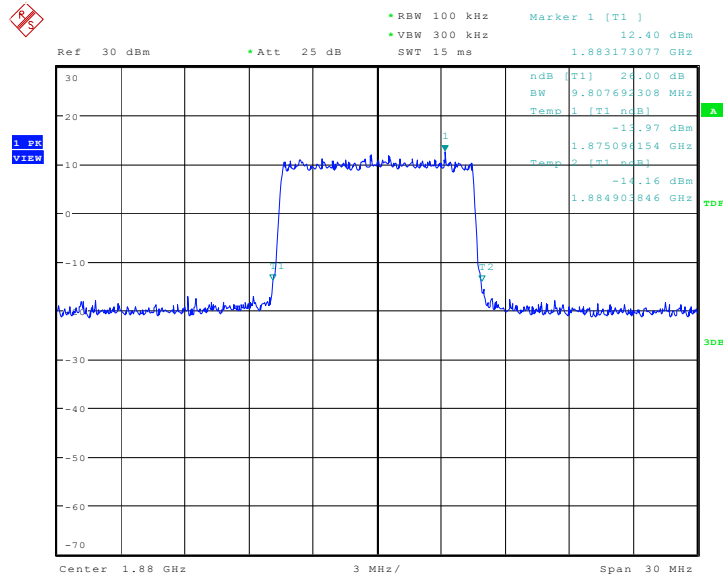


Date: 2.AUG.2017 16:37:08

LTE band 2, 10MHz (-26dBc)

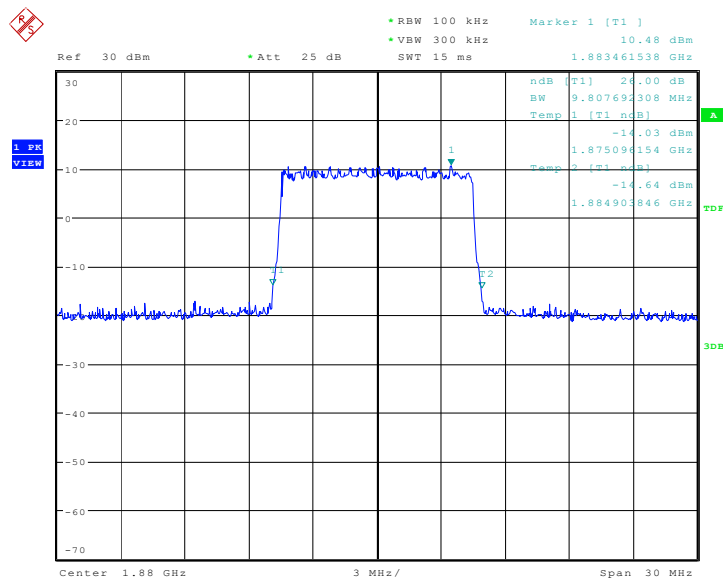
Frequency(MHz)	Occupied Bandwidth (-26dBc)(kHz)	
	1880.0	QPSK
9807.69		9807.69

LTE band 2, 10MHz Bandwidth, QPSK (-26dBc BW)



Date: 2.AUG.2017 16:43:34

LTE band 2, 10MHz Bandwidth, 16QAM (-26dBc BW)

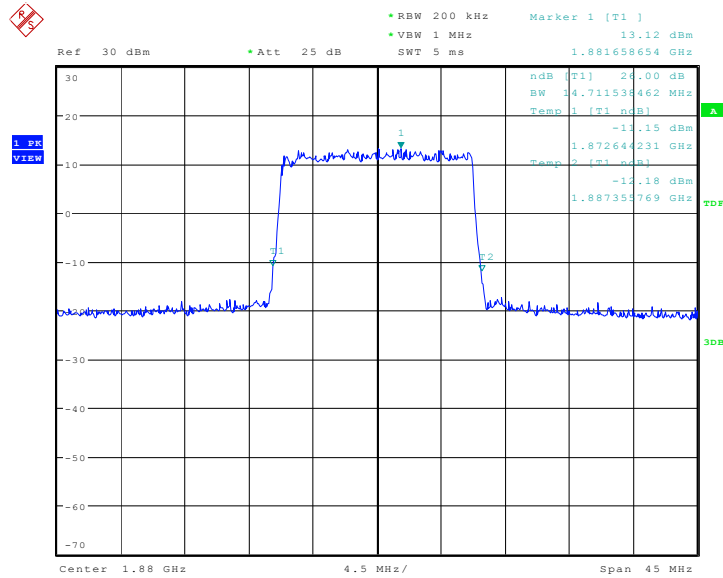


Date: 2.AUG.2017 16:43:50

LTE band 2, 15MHz (-26dBc)

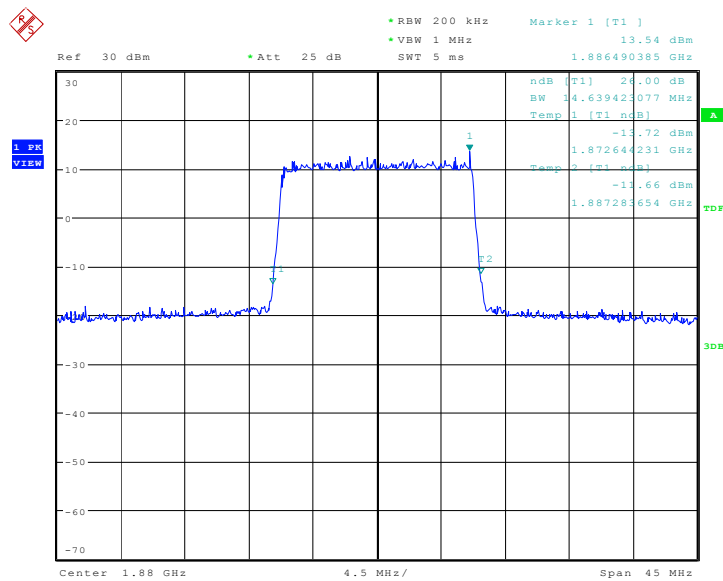
Frequency(MHz)	Occupied Bandwidth (-26dBc)(kHz)	
	1880.0	QPSK
14711.54		14639.42

LTE band 2, 15MHz Bandwidth, QPSK (-26dBc BW)



Date: 2.AUG.2017 16:55:29

LTE band 2, 15MHz Bandwidth, 16QAM (-26dBc BW)

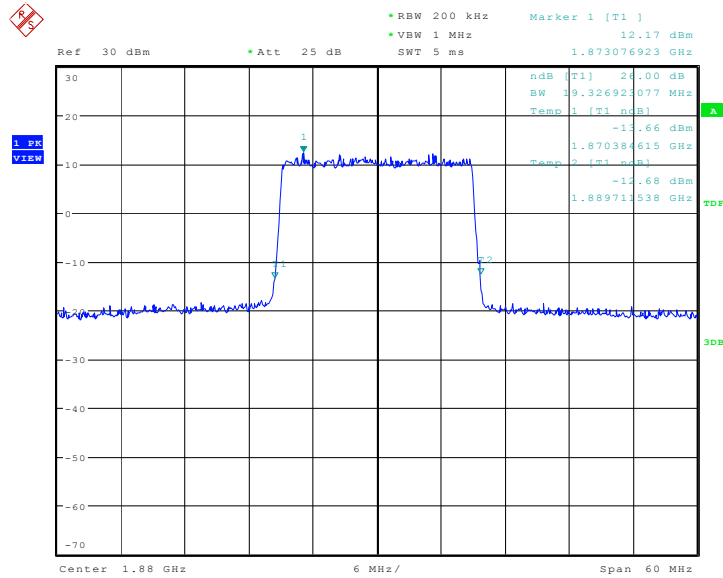


Date: 2.AUG.2017 16:55:45

LTE band 2, 20MHz (-26dBc)

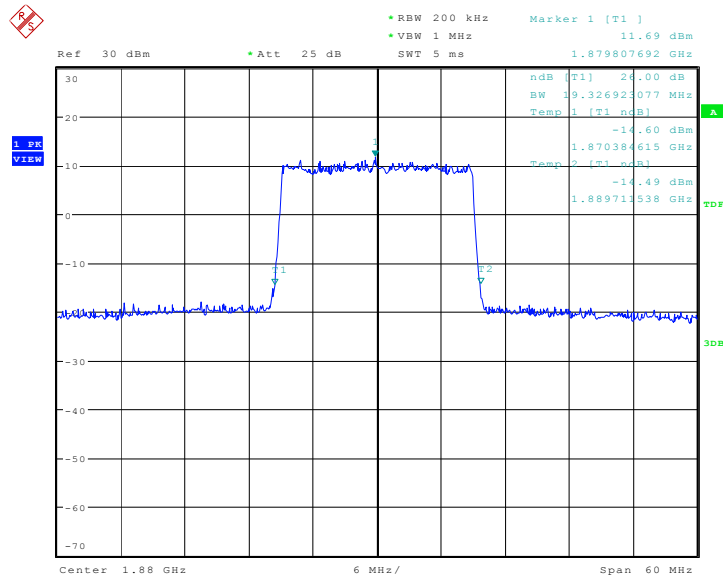
Frequency(MHz)	Occupied Bandwidth (-26dBc)(kHz)	
	1880.0	QPSK
19326.92		19326.92

LTE band 2, 20MHz Bandwidth, QPSK (-26dBc BW)



Date: 2.AUG.2017 17:03:23

LTE band 2, 20MHz Bandwidth, 16QAM (-26dBc BW)

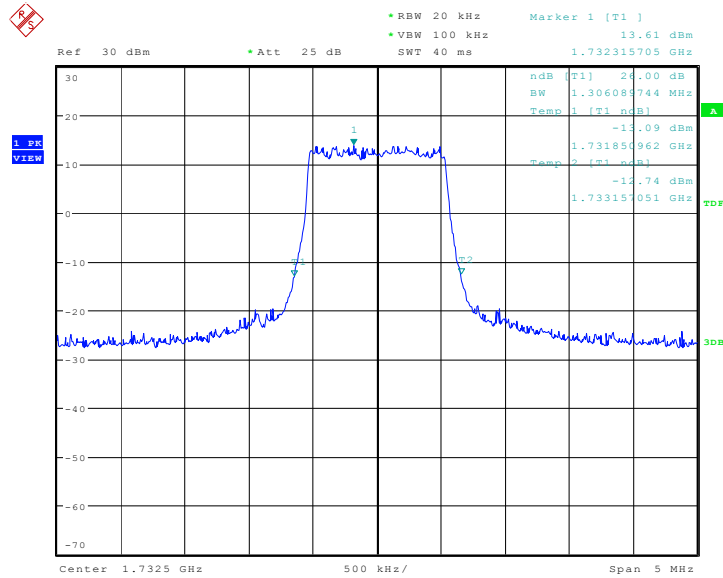


Date: 2.AUG.2017 17:03:38

LTE band 4, 1.4MHz (-26dBc)

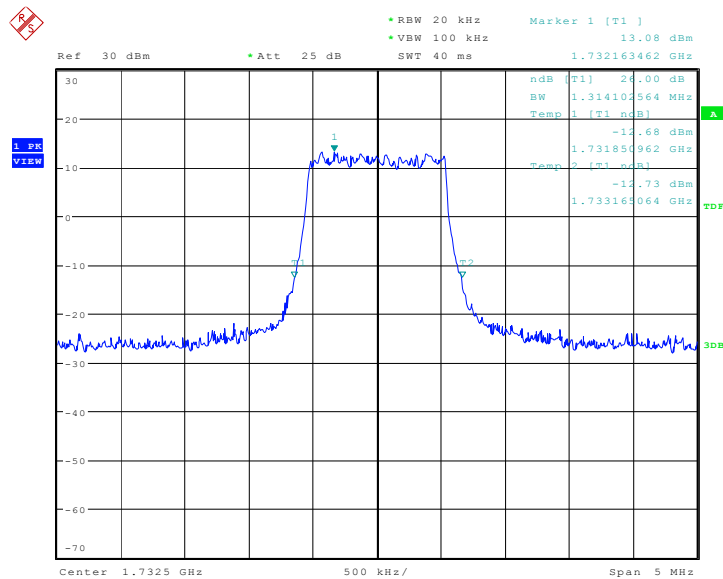
Frequency(MHz)	Occupied Bandwidth (-26dBc)(kHz)	
	1732.5	QPSK
1306.09		1314.10

LTE band 4, 1.4MHz Bandwidth, QPSK (-26dBc BW)



Date: 3.AUG.2017 08:18:43

LTE band 4, 1.4MHz Bandwidth, 16QAM (-26dBc BW)

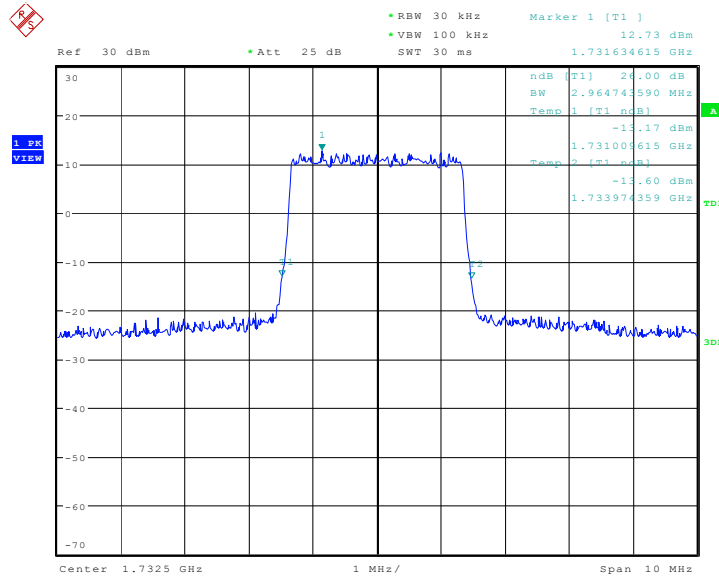


Date: 3.AUG.2017 08:19:00

LTE band 4, 3MHz (-26dBc)

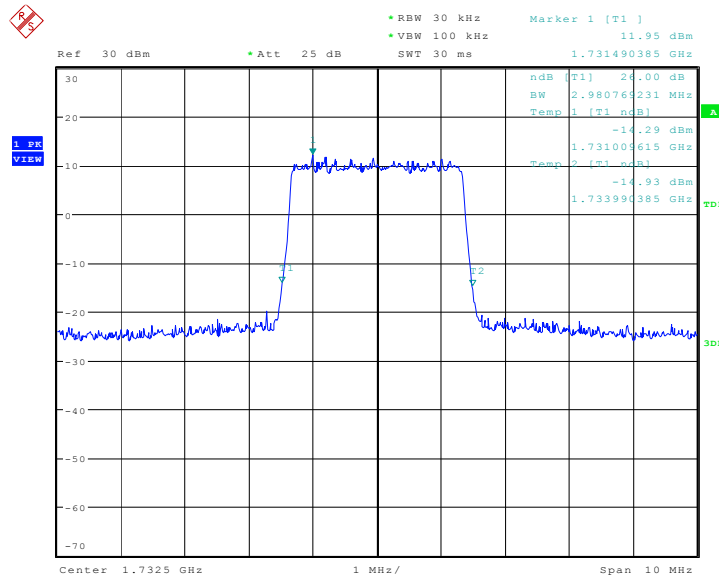
Frequency(MHz)	Occupied Bandwidth (-26dBc)(kHz)	
1732.5	QPSK	16QAM
	2964.74	2980.77

LTE band 4, 3MHz Bandwidth, QPSK (-26dBc BW)



Date: 3.AUG.2017 08:25:34

LTE band 4, 3MHz Bandwidth, 16QAM (-26dBc BW)

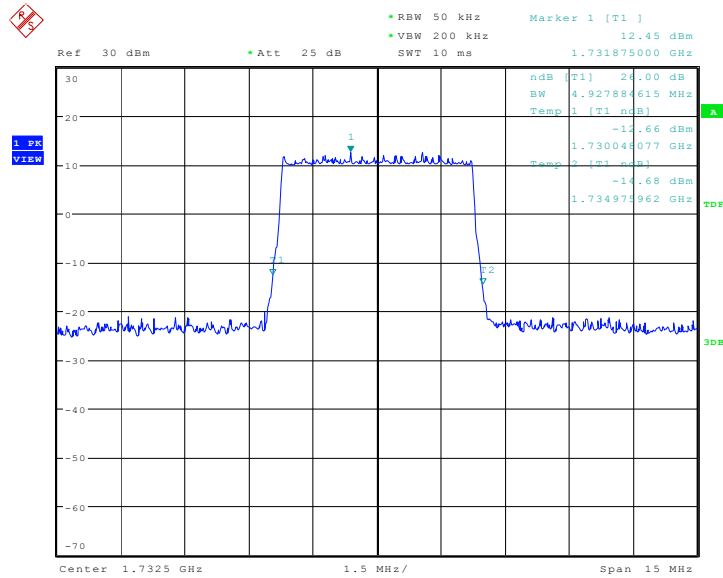


Date: 3.AUG.2017 08:25:51

LTE band 4, 5MHz (-26dBc)

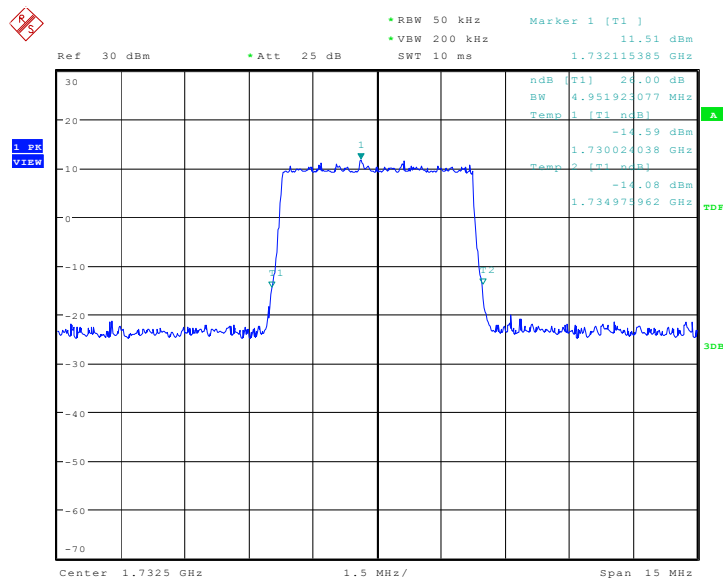
Frequency(MHz)	Occupied Bandwidth (-26dBc)(kHz)	
1732.5	QPSK	16QAM
	4927.88	4951.92

LTE band 4, 5MHz Bandwidth, QPSK (-26dBc BW)



Date: 3.AUG.2017 08:32:25

LTE band 4, 5MHz Bandwidth, 16QAM (-26dBc BW)

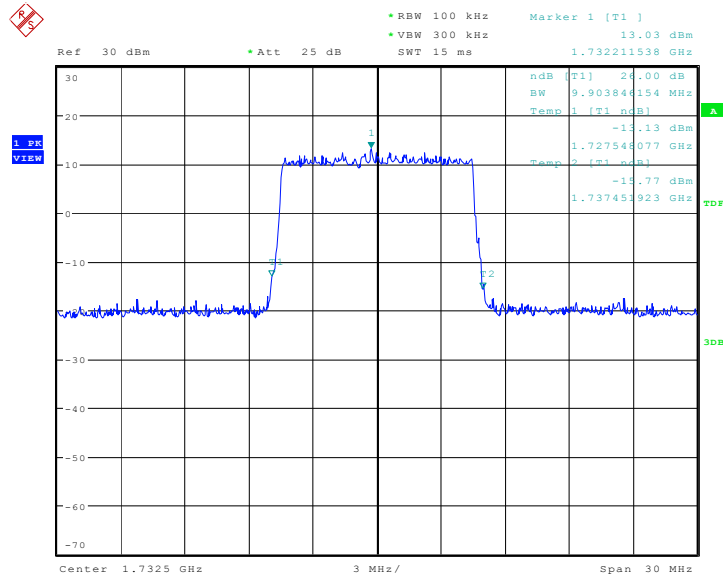


Date: 3.AUG.2017 08:32:42

LTE band 4, 10MHz (-26dBc)

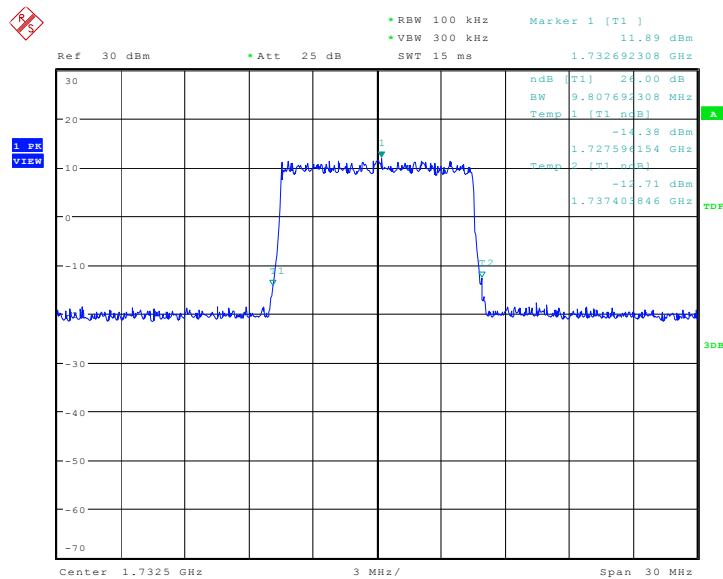
Frequency(MHz)	Occupied Bandwidth (-26dBc)(kHz)	
1732.5	QPSK	16QAM
	9903.85	9807.69

LTE band 4, 10MHz Bandwidth, QPSK (-26dBc BW)



Date: 3.AUG.2017 08:44:53

LTE band 4, 10MHz Bandwidth, 16QAM (-26dBc BW)

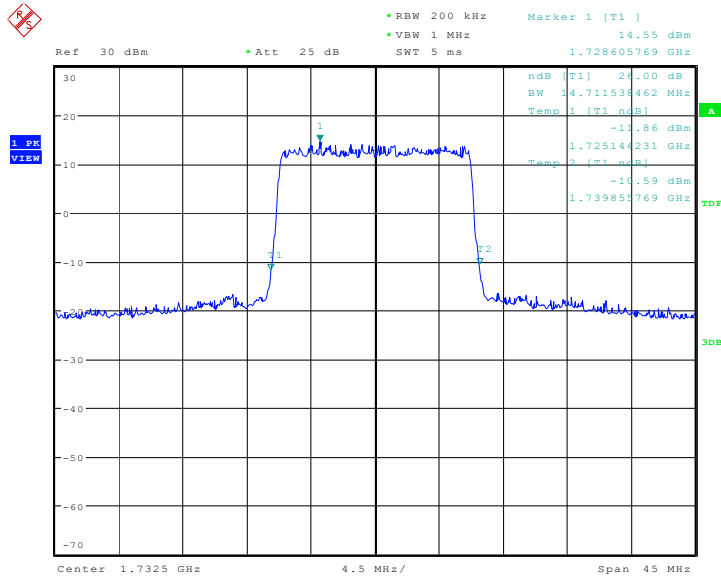


Date: 3.AUG.2017 08:45:10

LTE band 4, 15MHz (-26dBc)

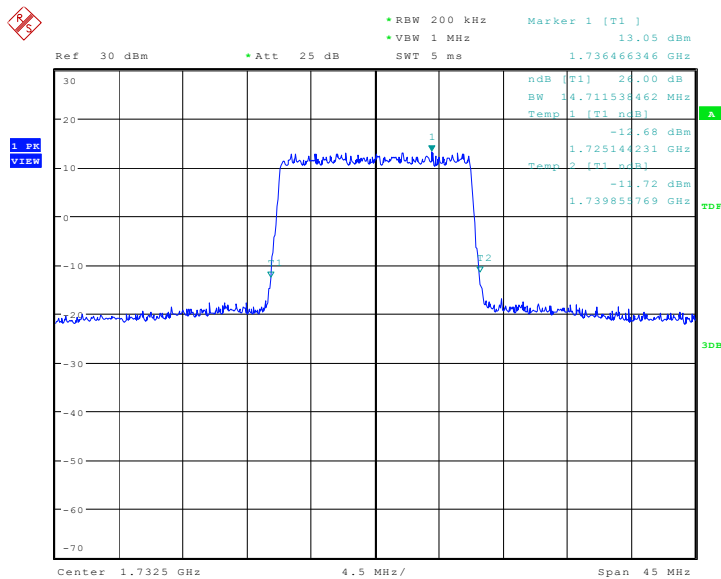
Frequency(MHz)	Occupied Bandwidth (-26dBc)(kHz)	
1732.5	QPSK	16QAM
	14711.54	14711.54

LTE band 4, 15MHz Bandwidth, QPSK (-26dBc BW)



Date: 3.AUG.2017 08:54:49

LTE band 4, 15MHz Bandwidth, 16QAM (-26dBc BW)

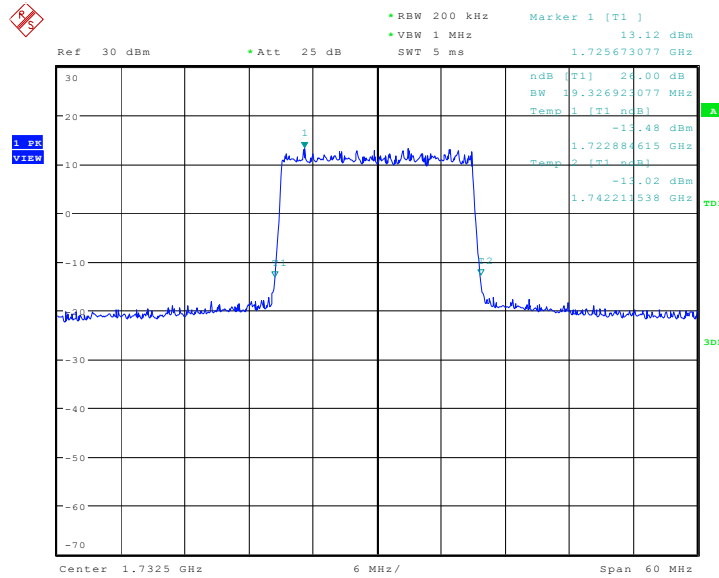


Date: 3.AUG.2017 08:55:06

LTE band 4, 20MHz (-26dBc)

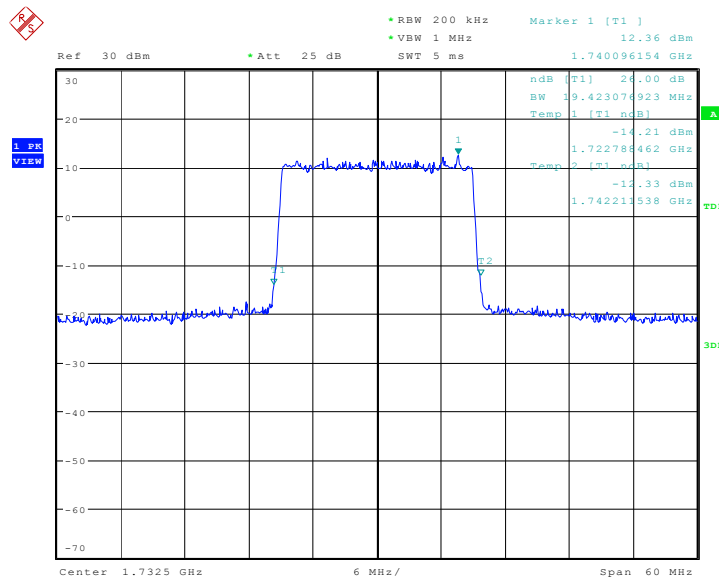
Frequency(MHz)	Occupied Bandwidth (-26dBc)(kHz)	
	1732.5	QPSK
19326.92		19423.08

LTE band 4, 20MHz Bandwidth, QPSK (-26dBc BW)



Date: 3.AUG.2017 09:03:19

LTE band 4, 20MHz Bandwidth, 16QAM (-26dBc BW)

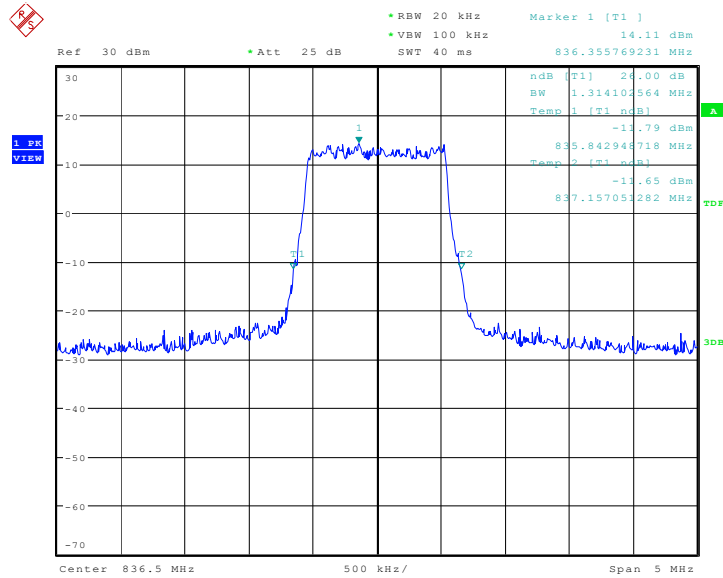


Date: 3.AUG.2017 09:03:36

LTE band 5, 1.4MHz (-26dBc)

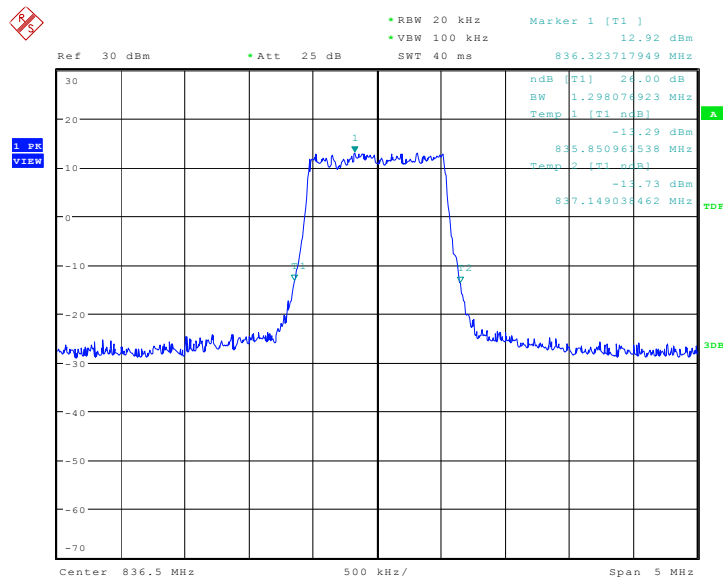
Frequency(MHz)	Occupied Bandwidth (-26dBc)(kHz)	
836.5	QPSK	16QAM
	1314.10	1298.08

LTE band 5, 1.4MHz Bandwidth, QPSK (-26dBc BW)



Date: 2.AUG.2017 15:51:34

LTE band 5, 1.4MHz Bandwidth, 16QAM (-26dBc BW)

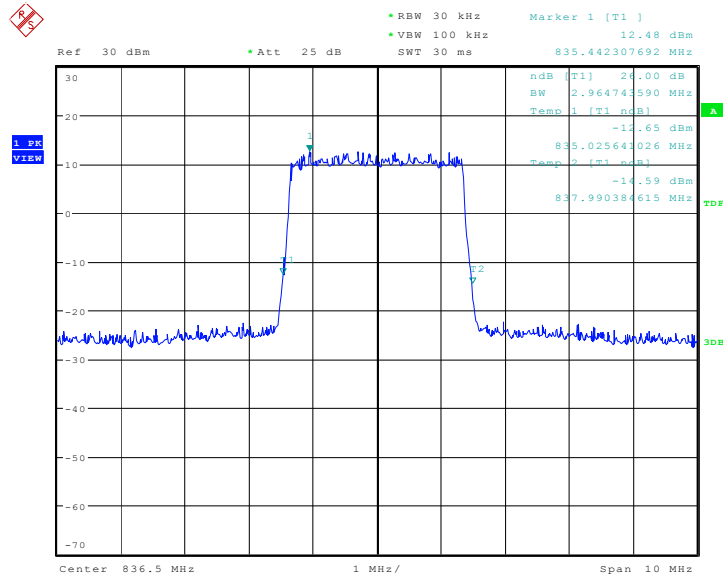


Date: 2.AUG.2017 15:51:51

LTE band 5, 3MHz (-26dBc)

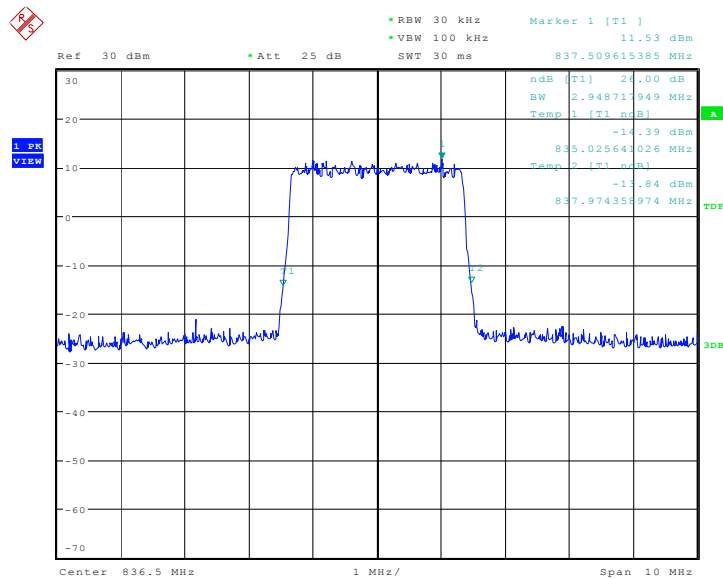
Frequency(MHz)	Occupied Bandwidth (-26dBc)(kHz)	
836.5	QPSK	16QAM
	2964.74	2948.72

LTE band 5, 3MHz Bandwidth, QPSK (-26dBc BW)



Date: 2.AUG.2017 15:58:25

LTE band 5, 3MHz Bandwidth, 16QAM (-26dBc BW)

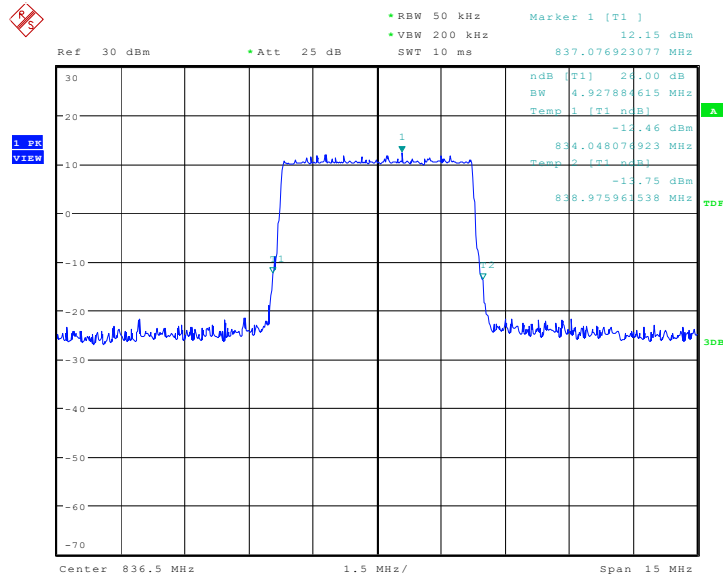


Date: 2.AUG.2017 15:58:42

LTE band 5, 5MHz (-26dBc)

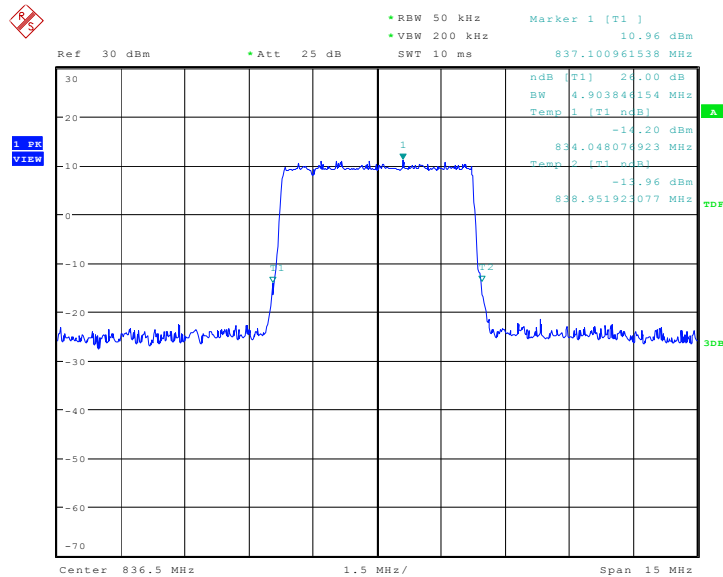
Frequency(MHz)	Occupied Bandwidth (-26dBc)(kHz)	
	836.5	QPSK
4927.88		4903.85

LTE band 5, 5MHz Bandwidth, QPSK (-26dBc BW)



Date: 2.AUG.2017 16:05:17

LTE band 5, 5MHz Bandwidth,16QAM (-26dBc BW)

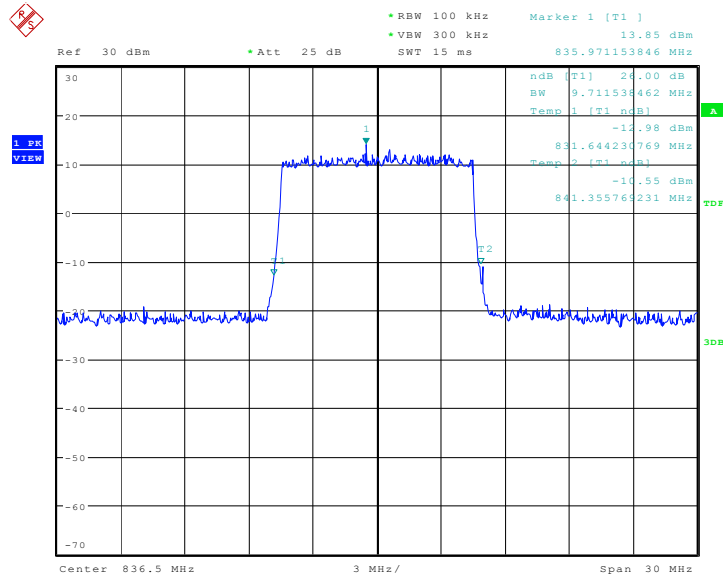


Date: 2.AUG.2017 16:05:33

LTE band 5, 10MHz (-26dBc)

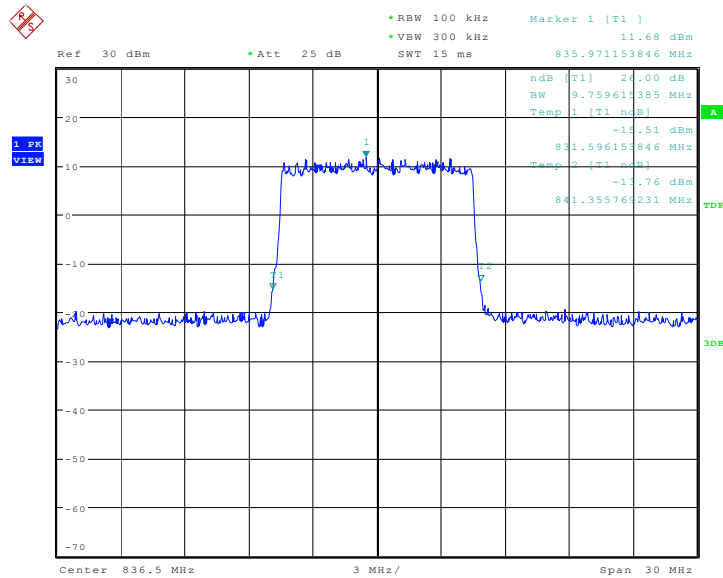
Frequency(MHz)	Occupied Bandwidth (-26dBc)(kHz)	
	836.5	QPSK
9711.54		9759.62

LTE band 5, 10MHz Bandwidth, QPSK (-26dBc BW)



Date: 2.AUG.2017 16:16:41

LTE band 5, 10MHz Bandwidth, 16QAM (-26dBc BW)

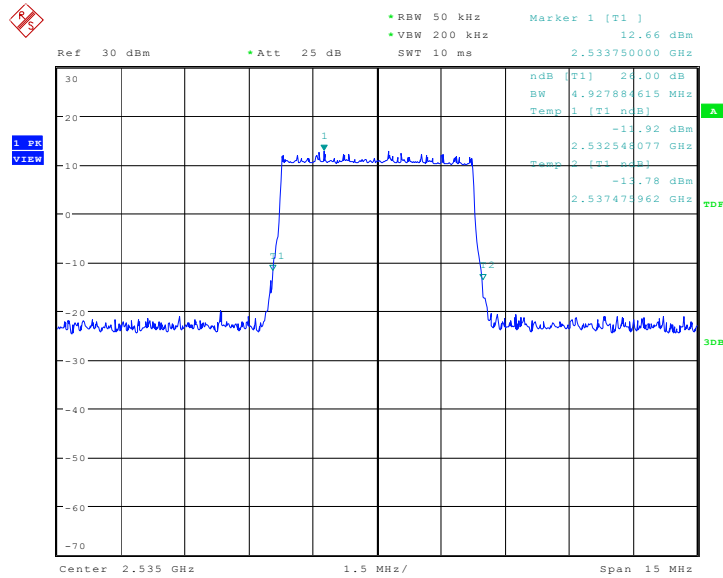


Date: 2.AUG.2017 16:16:56

LTE band 7, 5MHz (-26dBc)

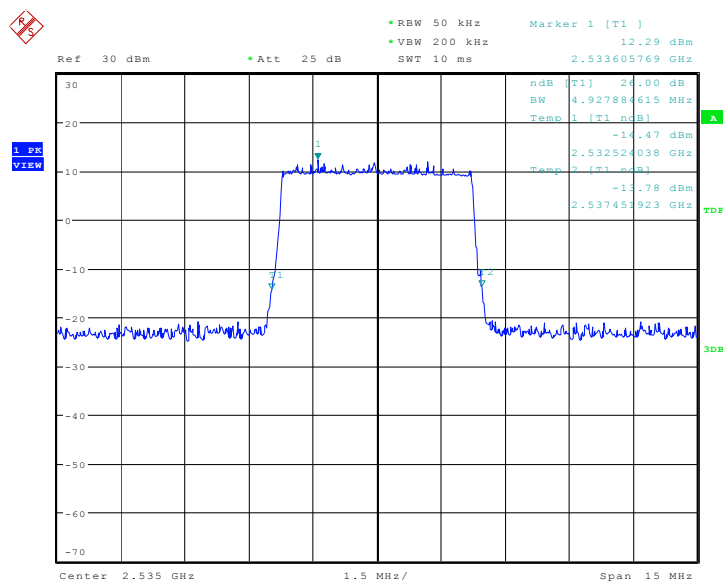
Frequency(MHz)	Occupied Bandwidth (-26dBc)(kHz)	
2535.0	QPSK	16QAM
	4927.88	4927.88

LTE band 7, 5MHz Bandwidth, QPSK (-26dBc BW)



Date: 3.AUG.2017 10:21:56

LTE band 7, 5MHz Bandwidth,16QAM (-26dBc BW)

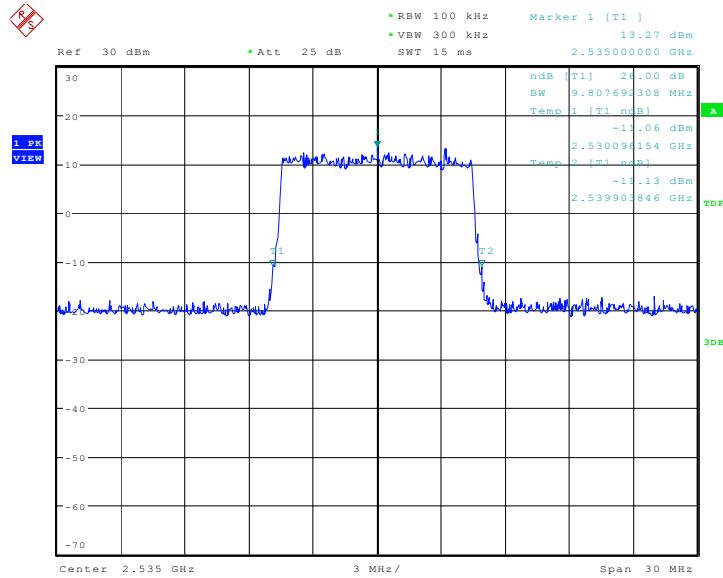


Date: 3.AUG.2017 10:22:13

LTE band 7, 10MHz (-26dBc)

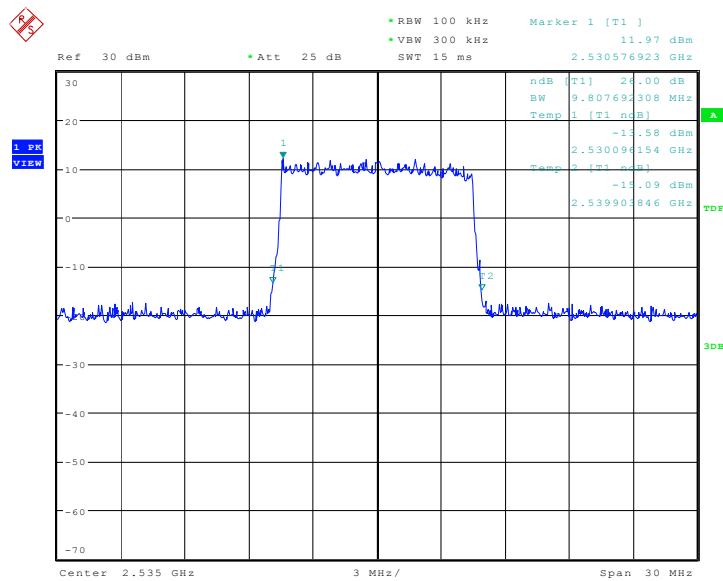
Frequency(MHz)	Occupied Bandwidth (-26dBc)(kHz)	
2535.0	QPSK	16QAM
	9807.69	9807.69

LTE band 7, 10MHz Bandwidth, QPSK (-26dBc BW)



Date: 3.AUG.2017 10:28:47

LTE band 7, 10MHz Bandwidth, 16QAM (-26dBc BW)

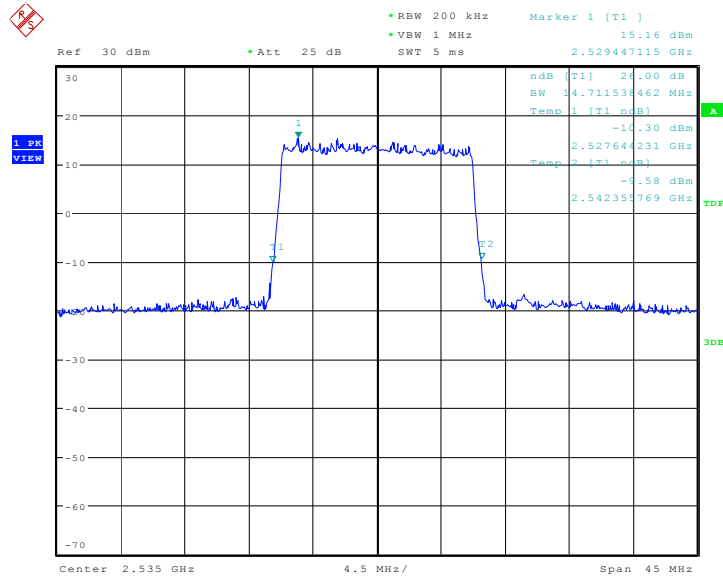


Date: 3.AUG.2017 10:29:04

LTE band 7, 15MHz (-26dBc)

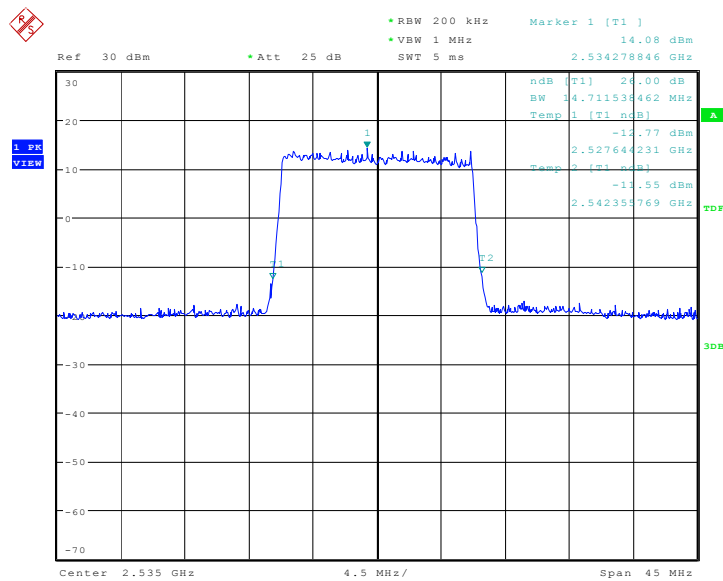
Frequency(MHz)	Occupied Bandwidth (-26dBc)(kHz)	
	2535.0	QPSK
14711.54		14711.54

LTE band 7, 15MHz Bandwidth, QPSK (-26dBc BW)



Date: 3.AUG.2017 10:37:13

LTE band 7, 15MHz Bandwidth, 16QAM (-26dBc BW)

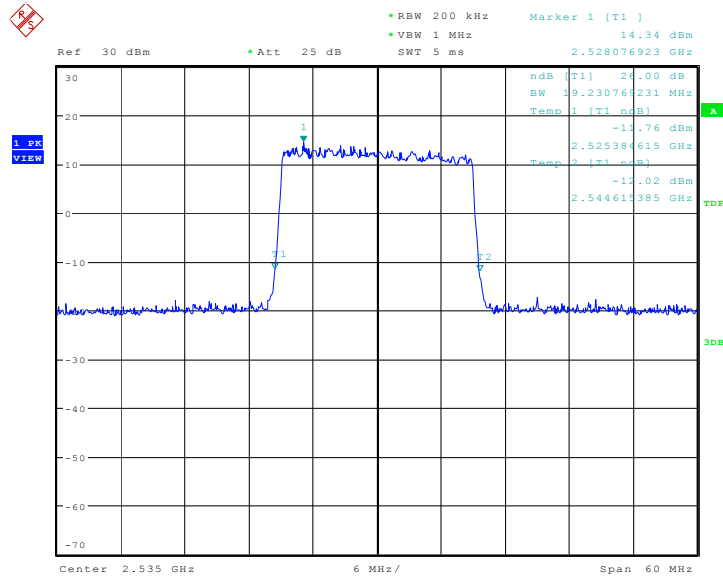


Date: 3.AUG.2017 10:37:30

LTE band 7, 20MHz (-26dBc)

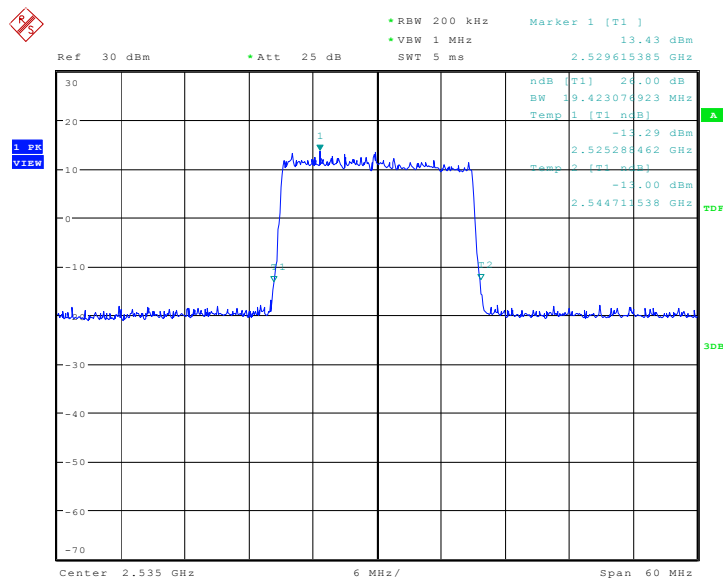
Frequency(MHz)	Occupied Bandwidth (-26dBc)(kHz)	
	2535.0	QPSK
	19230.77	19423.08

LTE band 7, 20MHz Bandwidth, QPSK (-26dBc BW)



Date: 3.AUG.2017 10:45:13

LTE band 7, 20MHz Bandwidth, 16QAM (-26dBc BW)

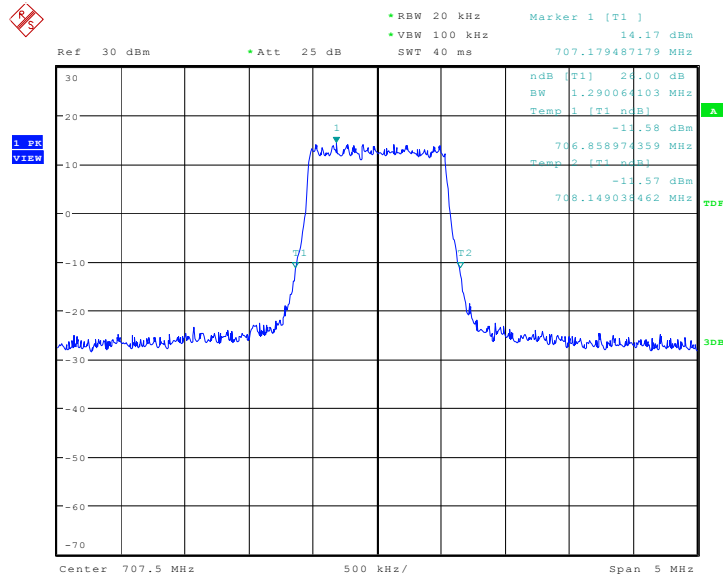


Date: 3.AUG.2017 10:45:30

LTE band 12, 1.4MHz (-26dBc)

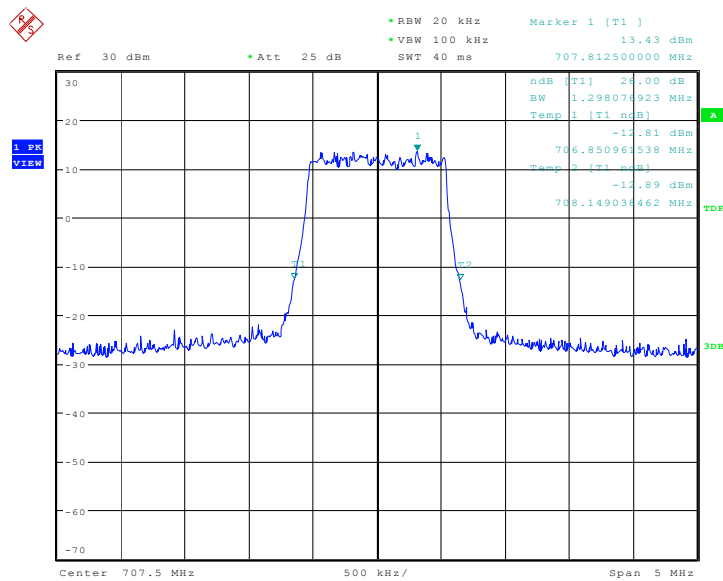
Frequency(MHz)	Occupied Bandwidth (-26dBc)(kHz)	
	707.5	QPSK
1290.06		1298.08

LTE band 12, 1.4MHz Bandwidth, QPSK (-26dBc BW)



Date: 3.AUG.2017 09:10:14

LTE band 12, 1.4MHz Bandwidth, 16QAM (-26dBc BW)

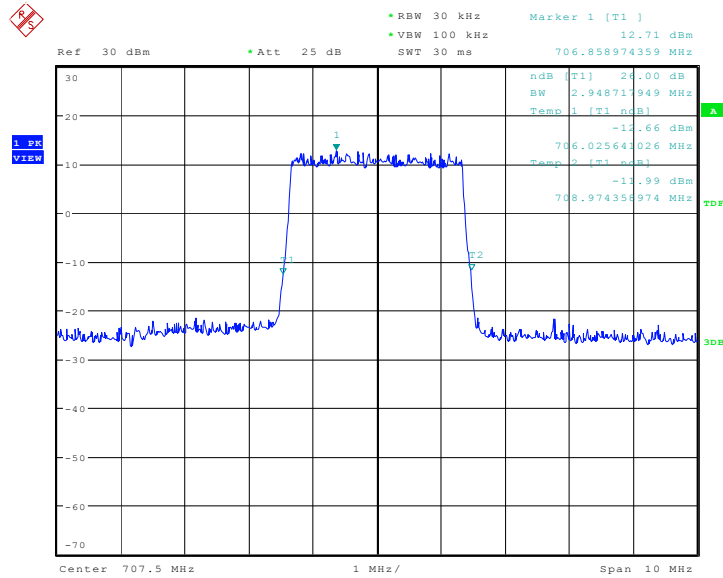


Date: 3.AUG.2017 09:10:31

LTE band 12, 3MHz (-26dBc)

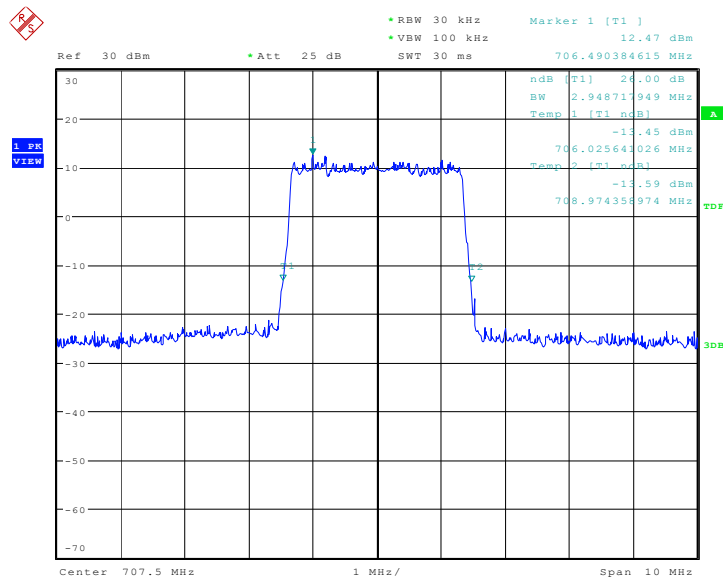
Frequency(MHz)	Occupied Bandwidth (-26dBc)(kHz)	
707.5	QPSK	16QAM
	2948.72	2948.72

LTE band 12, 3MHz Bandwidth, QPSK (-26dBc BW)



Date: 3.AUG.2017 09:17:05

LTE band 12, 3MHz Bandwidth, 16QAM (-26dBc BW)

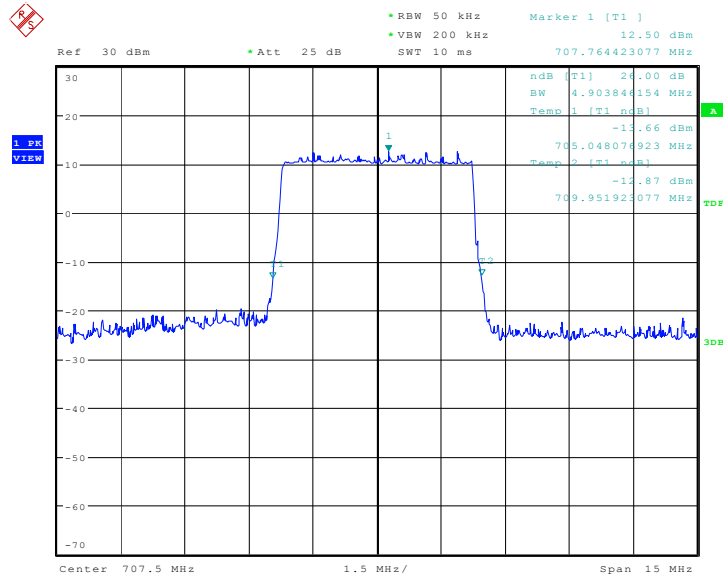


Date: 3.AUG.2017 09:17:22

LTE band 12, 5MHz (-26dBc)

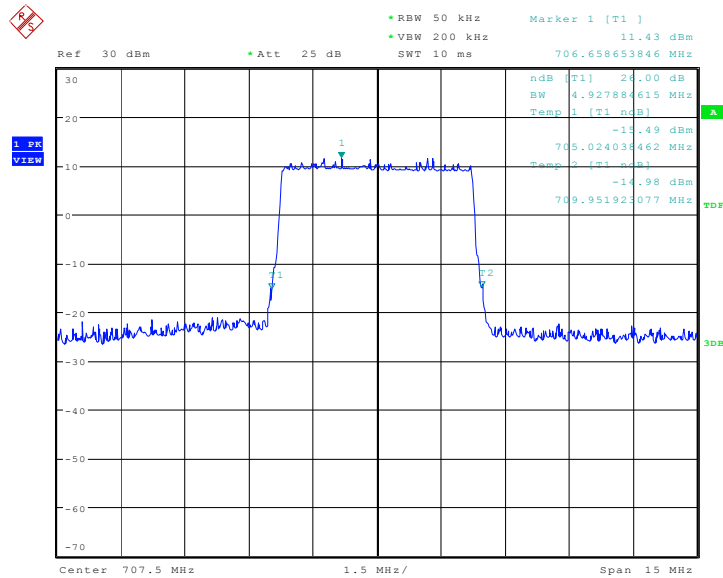
Frequency(MHz)	Occupied Bandwidth (-26dBc)(kHz)	
707.5	QPSK	16QAM
	4903.85	4927.88

LTE band 12, 5MHz Bandwidth, QPSK (-26dBc BW)



Date: 3.AUG.2017 09:23:55

LTE band 12, 5MHz Bandwidth, 16QAM (-26dBc BW)

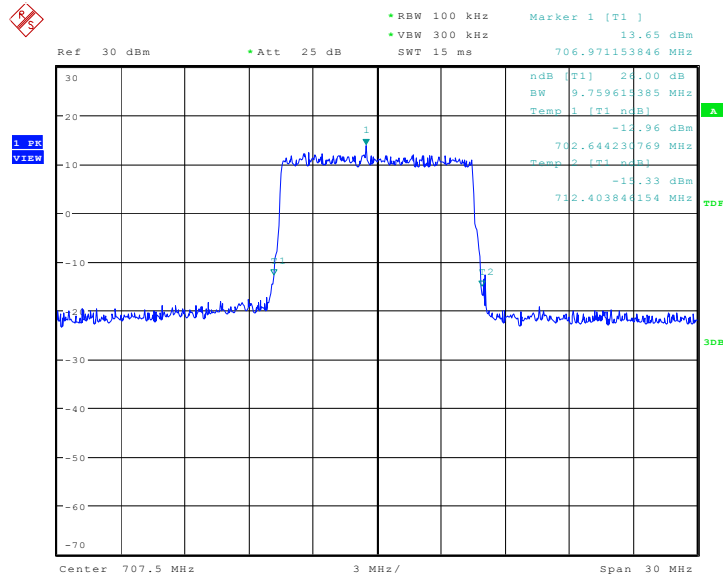


Date: 3.AUG.2017 09:24:12

LTE band 12, 10MHz (-26dBc)

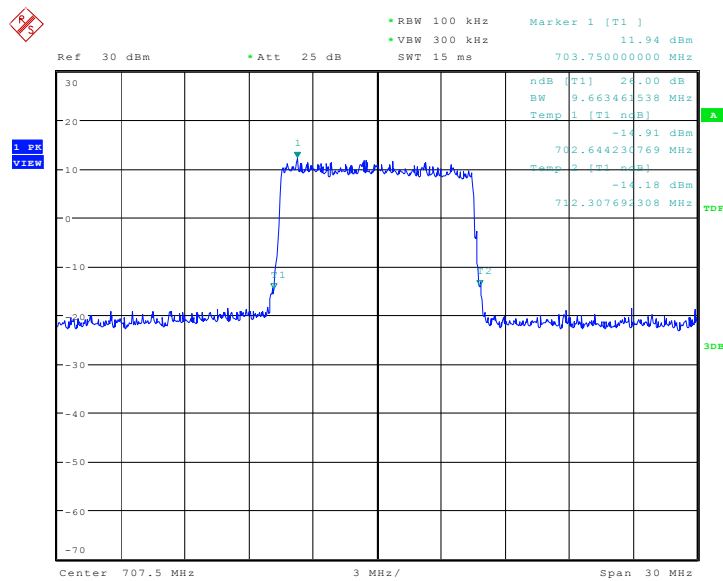
Frequency(MHz)	Occupied Bandwidth (-26dBc)(kHz)	
707.5	QPSK	16QAM
	9759.62	9663.46

LTE band 12, 10MHz Bandwidth, QPSK (-26dBc BW)



Date: 3.AUG.2017 09:30:46

LTE band 12, 10MHz Bandwidth, 16QAM (-26dBc BW)

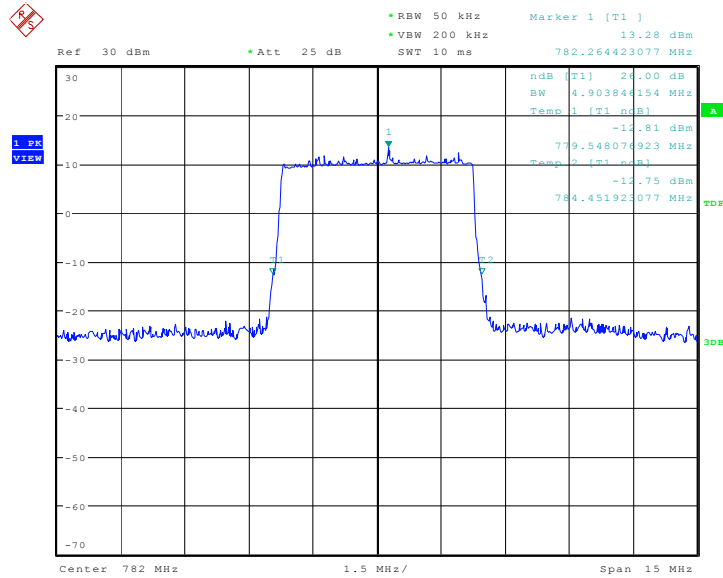


Date: 3.AUG.2017 09:31:03

LTE band 13, 5MHz (-26dBc)

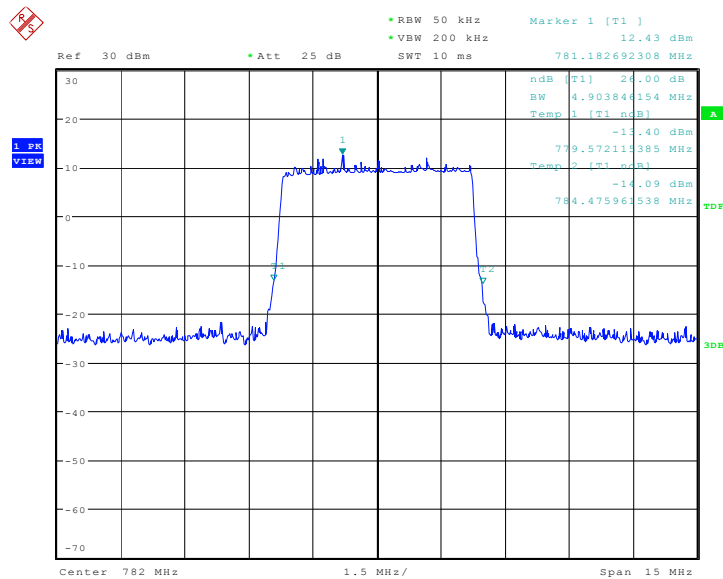
Frequency(MHz)	Occupied Bandwidth (-26dBc)(kHz)	
	782.0	QPSK
4903.85		4903.85

LTE band 13, 5MHz Bandwidth, QPSK (-26dBc BW)



Date: 2.AUG.2017 15:37:49

LTE band 13, 5MHz Bandwidth,16QAM (-26dBc BW)

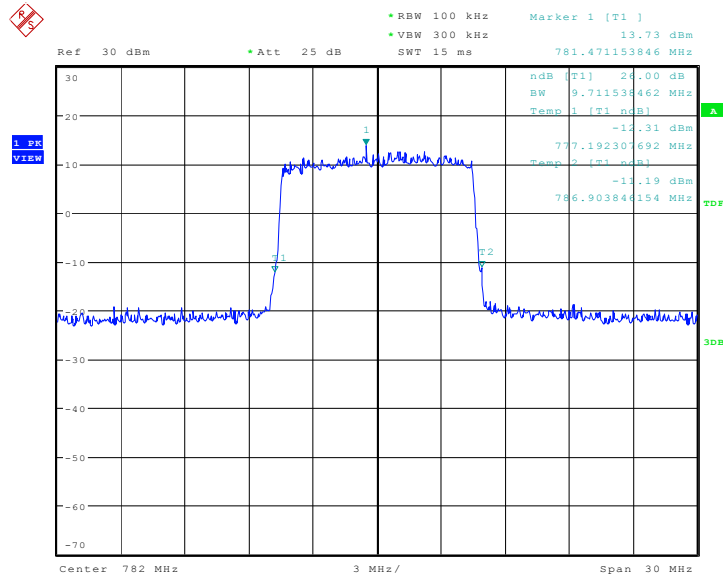


Date: 2.AUG.2017 15:38:06

LTE band 13, 10MHz (-26dBc)

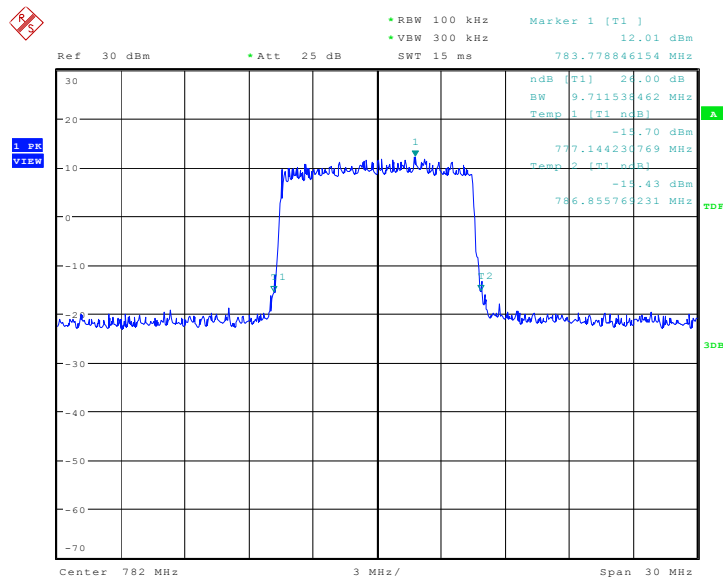
Frequency(MHz)	Occupied Bandwidth (-26dBc)(kHz)	
	782.0	QPSK
9711.54		9711.54

LTE band 13, 10MHz Bandwidth, QPSK (-26dBc BW)



Date: 2.AUG.2017 15:44:40

LTE band 13, 10MHz Bandwidth, 16QAM (-26dBc BW)

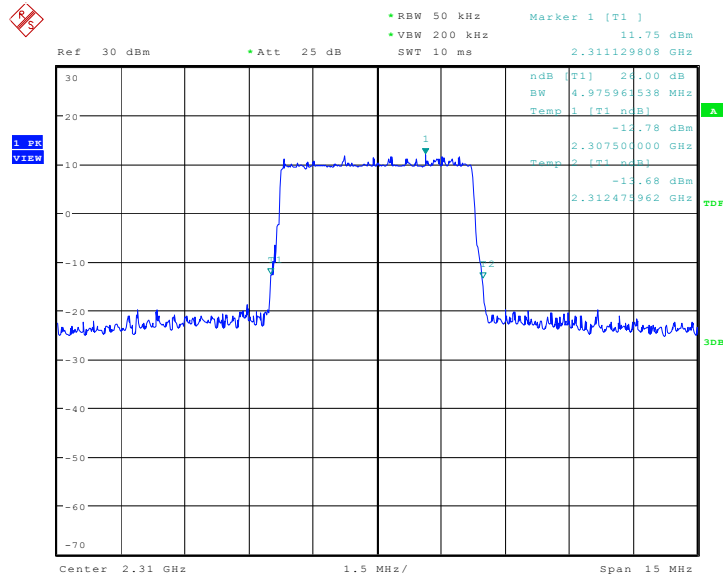


Date: 2.AUG.2017 15:44:56

LTE band 30, 5MHz (-26dBc)

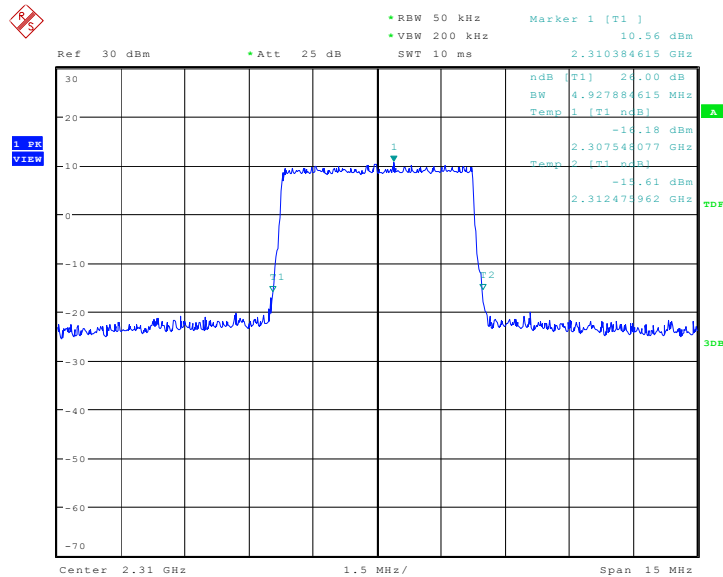
Frequency(MHz)	Occupied Bandwidth (-26dBc)(kHz)	
2310.0	QPSK	16QAM
	4975.96	4927.88

LTE band 30, 5MHz Bandwidth, QPSK (-26dBc BW)



Date: 25.AUG.2017 13:38:19

LTE band 30, 5MHz Bandwidth,16QAM (-26dBc BW)

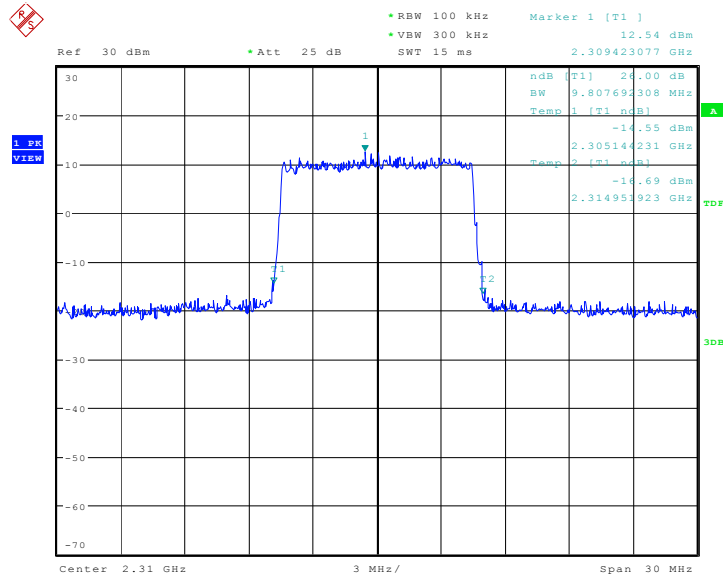


Date: 25.AUG.2017 13:38:36

LTE band 30, 10MHz (-26dBc)

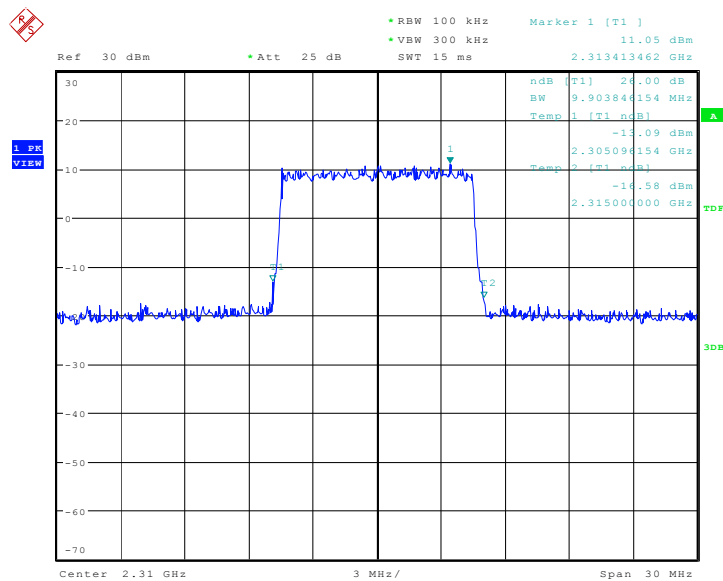
Frequency(MHz)	Occupied Bandwidth (-26dBc)(kHz)	
2310.0	QPSK	16QAM
	9807.69	9903.85

LTE band 30, 10MHz Bandwidth, QPSK (-26dBc BW)



Date: 25.AUG.2017 13:47:10

LTE band 30, 10MHz Bandwidth, 16QAM (-26dBc BW)

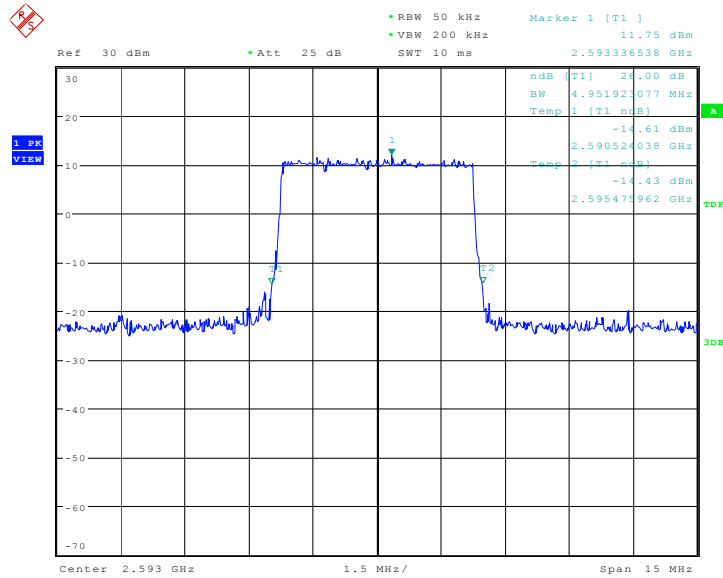


Date: 25.AUG.2017 13:47:27

LTE band 41, 5MHz (-26dBc)

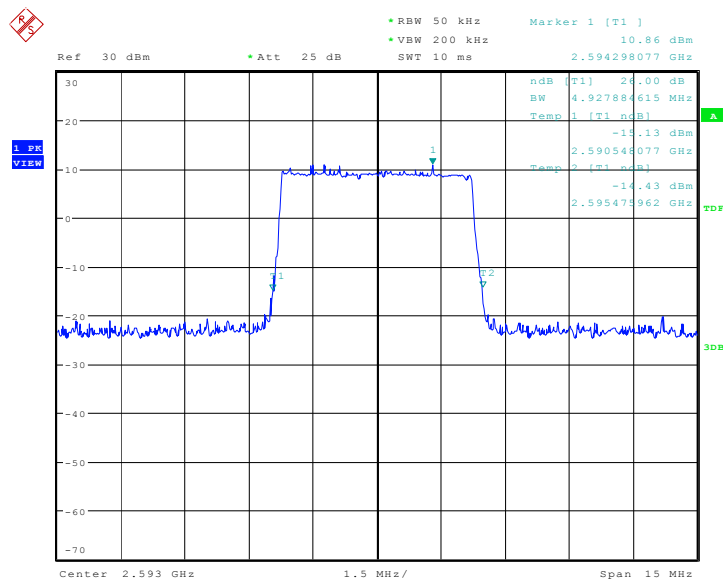
Frequency(MHz)	Occupied Bandwidth (-26dBc)(kHz)	
2593.0	QPSK	16QAM
	4951.92	4927.88

LTE band 41, 5MHz Bandwidth, QPSK (-26dBc BW)



Date: 3.AUG.2017 14:10:11

LTE band 41, 5MHz Bandwidth,16QAM (-26dBc BW)

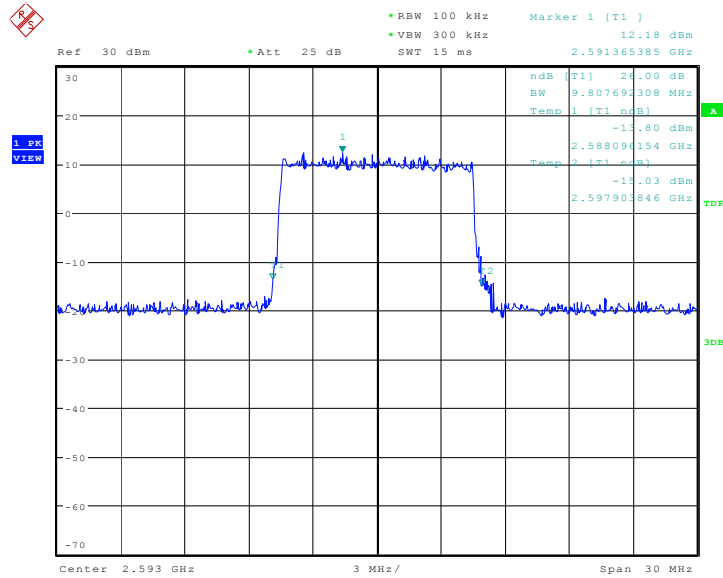


Date: 3.AUG.2017 14:10:28

LTE band 41, 10MHz (-26dBc)

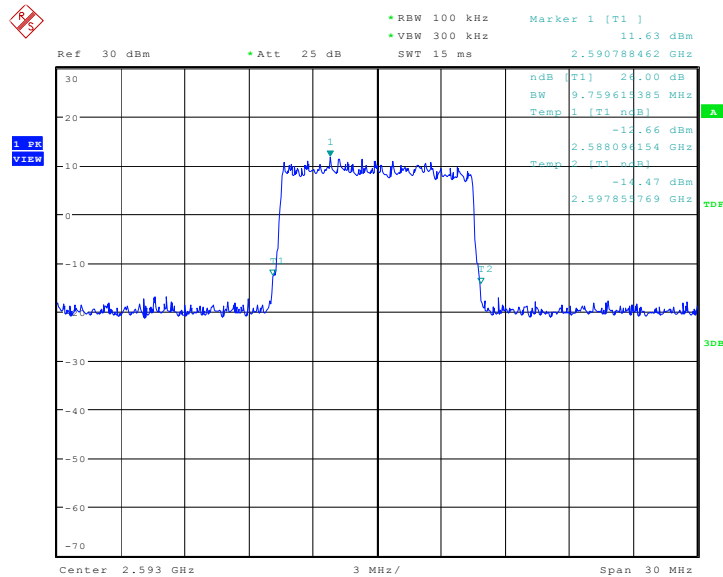
Frequency(MHz)	Occupied Bandwidth (-26dBc)(kHz)	
2593.0	QPSK	16QAM
	9807.69	9759.62

LTE band 41, 10MHz Bandwidth, QPSK (-26dBc BW)



Date: 3.AUG.2017 14:21:01

LTE band 41, 10MHz Bandwidth, 16QAM (-26dBc BW)

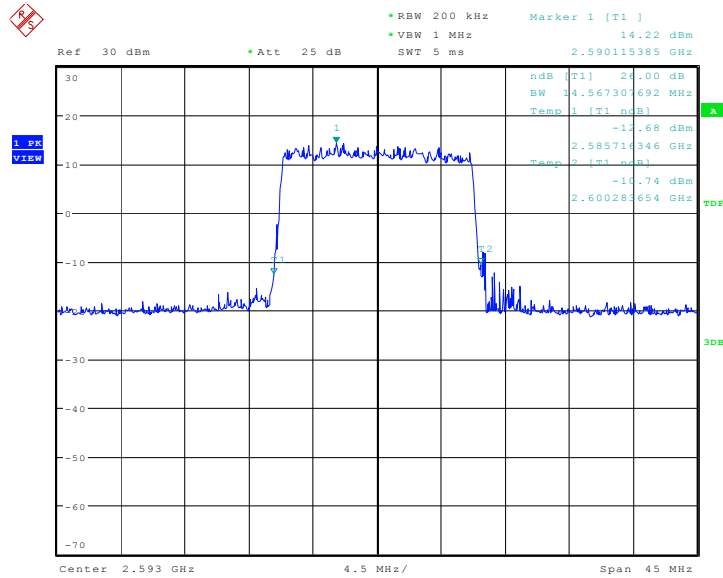


Date: 3.AUG.2017 14:21:18

LTE band 41, 15MHz (-26dBc)

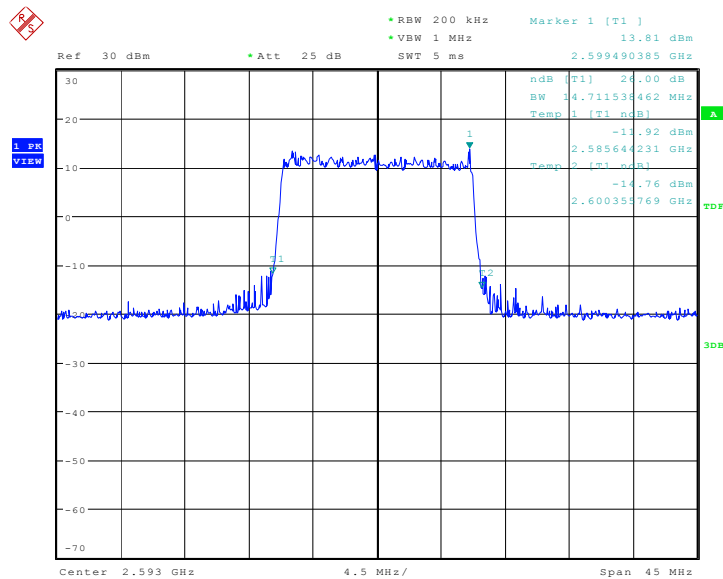
Frequency(MHz)	Occupied Bandwidth (-26dBc)(kHz)	
2593.0	QPSK	16QAM
	14567.31	14711.54

LTE band 41, 15MHz Bandwidth, QPSK (-26dBc BW)



Date: 3.AUG.2017 14:30:30

LTE band 41, 15MHz Bandwidth, 16QAM (-26dBc BW)

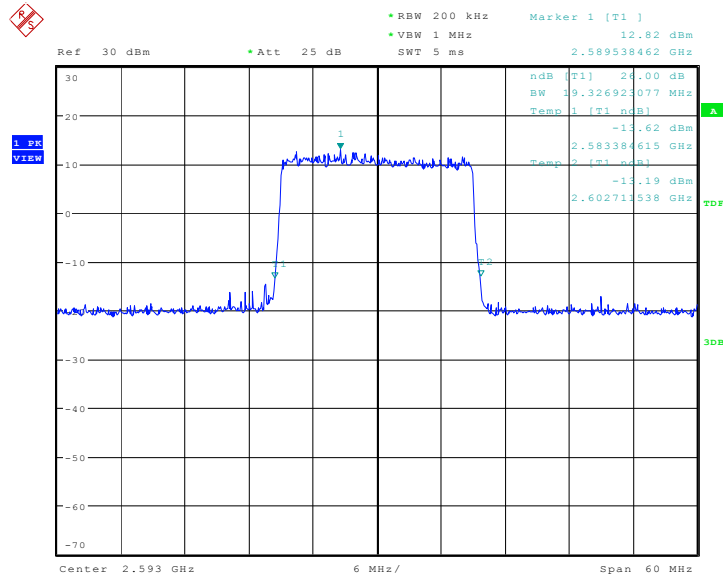


Date: 3.AUG.2017 14:30:47

LTE band 41, 20MHz (-26dBc)

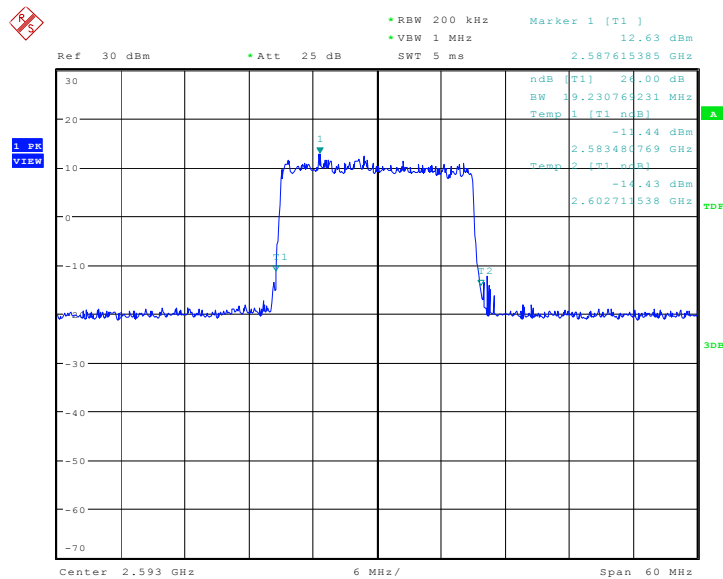
Frequency(MHz)	Occupied Bandwidth (-26dBc)(kHz)	
2593.0	QPSK	16QAM
	19326.92	19230.77

LTE band 41, 20MHz Bandwidth, QPSK (-26dBc BW)



Date: 3.AUG.2017 14:39:04

LTE band 41, 20MHz Bandwidth, 16QAM (-26dBc BW)

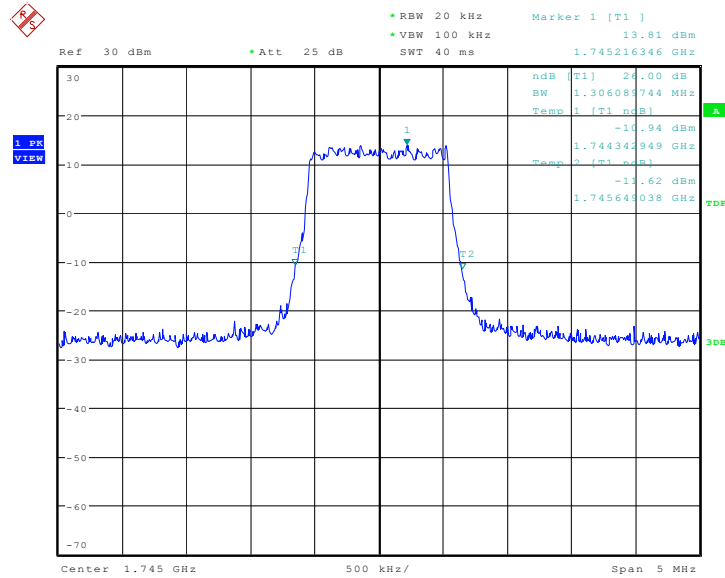


Date: 3.AUG.2017 14:39:21

LTE band 66, 1.4MHz (-26dBc)

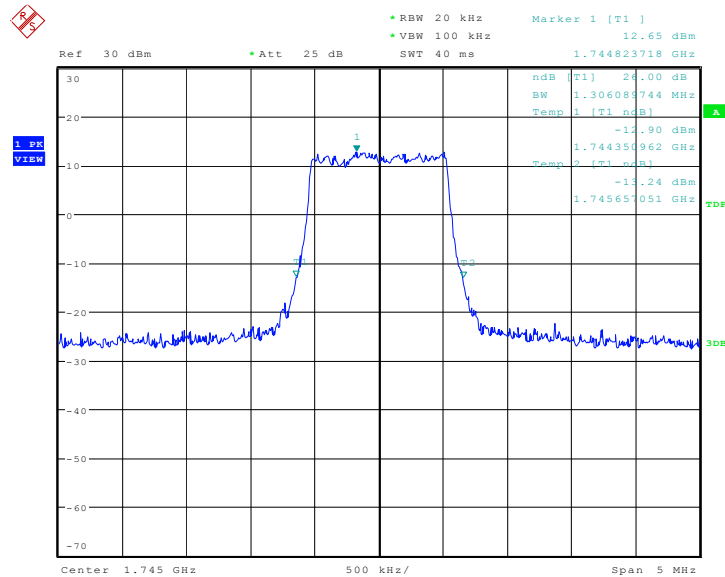
Frequency(MHz)	Occupied Bandwidth (-26dBc)(kHz)	
	1745.0	QPSK
1306.09		1306.09

LTE band 66, 1.4MHz Bandwidth, QPSK (-26dBc BW)



Date: 3.AUG.2017 13:02:26

LTE band 66, 1.4MHz Bandwidth, 16QAM (-26dBc BW)

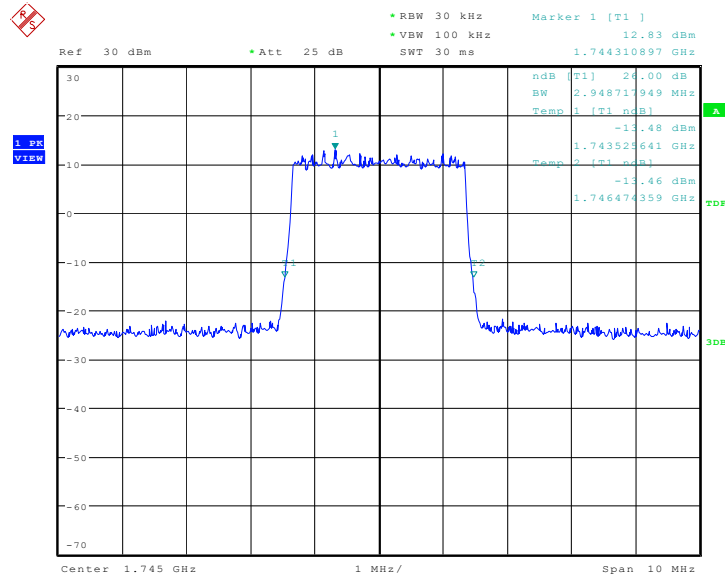


Date: 3.AUG.2017 13:02:43

LTE band 66, 3MHz (-26dBc)

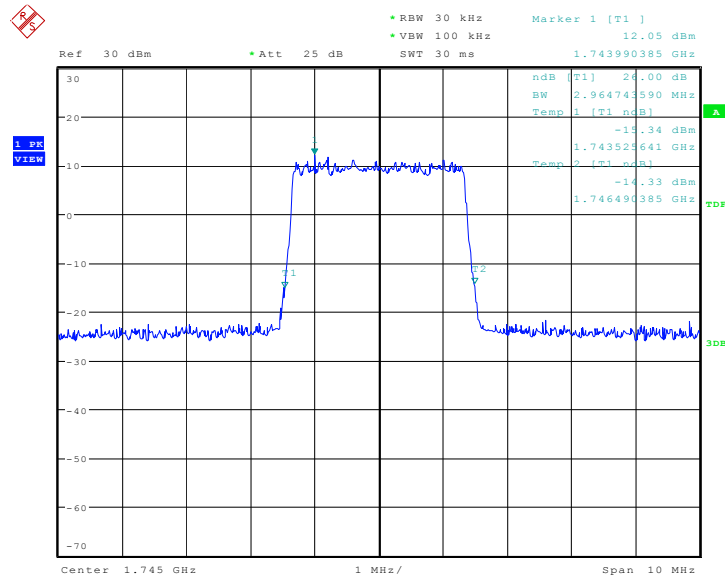
Frequency(MHz)	Occupied Bandwidth (-26dBc)(kHz)	
	1745.0	QPSK
2948.72		2964.74

LTE band 66, 3MHz Bandwidth, QPSK (-26dBc BW)



Date: 3.AUG.2017 13:09:17

LTE band 66, 3MHz Bandwidth, 16QAM (-26dBc BW)

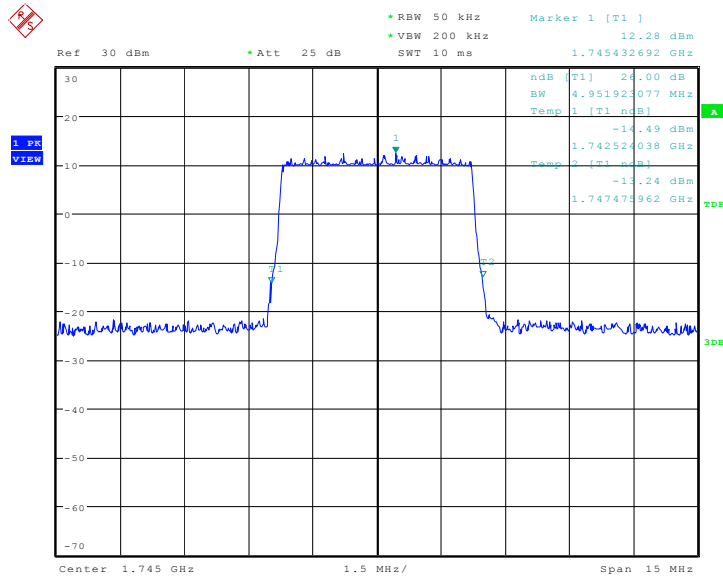


Date: 3.AUG.2017 13:09:34

LTE band 66, 5MHz (-26dBc)

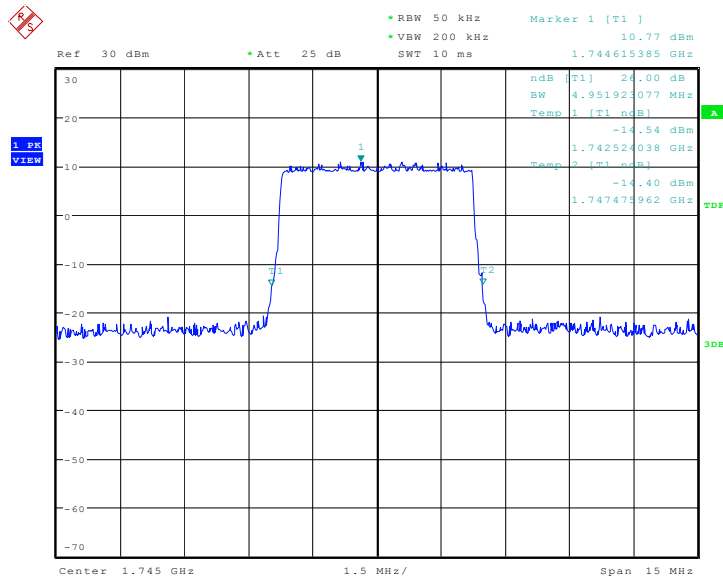
Frequency(MHz)	Occupied Bandwidth (-26dBc)(kHz)	
1745.0	QPSK	16QAM
	4951.92	4951.92

LTE band 66, 5MHz Bandwidth, QPSK (-26dBc BW)



Date: 3.AUG.2017 13:16:08

LTE band 66, 5MHz Bandwidth,16QAM (-26dBc BW)

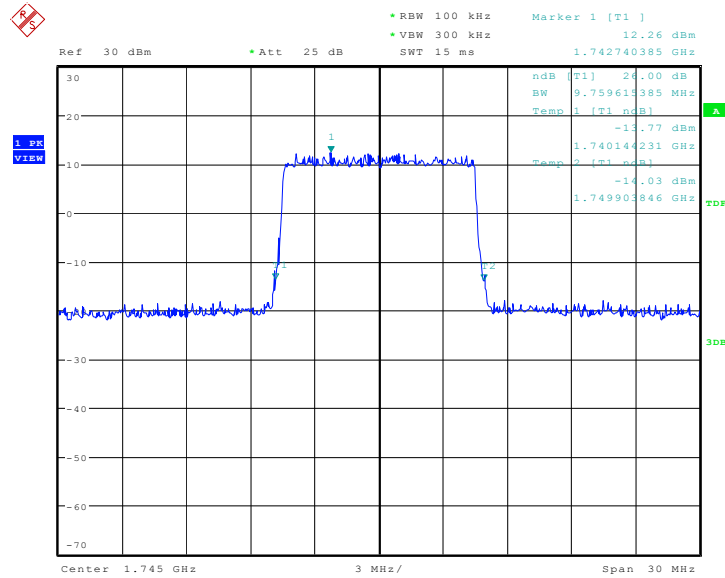


Date: 3.AUG.2017 13:16:25

LTE band 66, 10MHz (-26dBc)

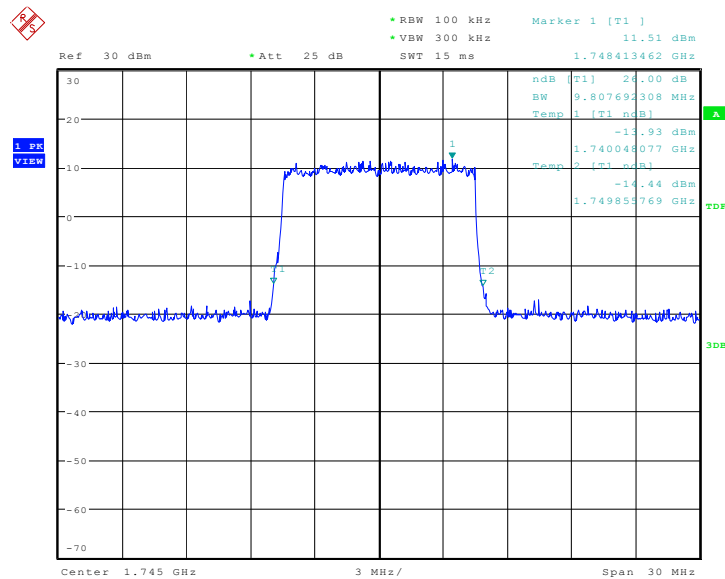
Frequency(MHz)	Occupied Bandwidth (-26dBc)(kHz)	
1745.0	QPSK	16QAM
	9759.62	9807.69

LTE band 66, 10MHz Bandwidth, QPSK (-26dBc BW)



Date: 3.AUG.2017 13:22:59

LTE band 66, 10MHz Bandwidth, 16QAM (-26dBc BW)

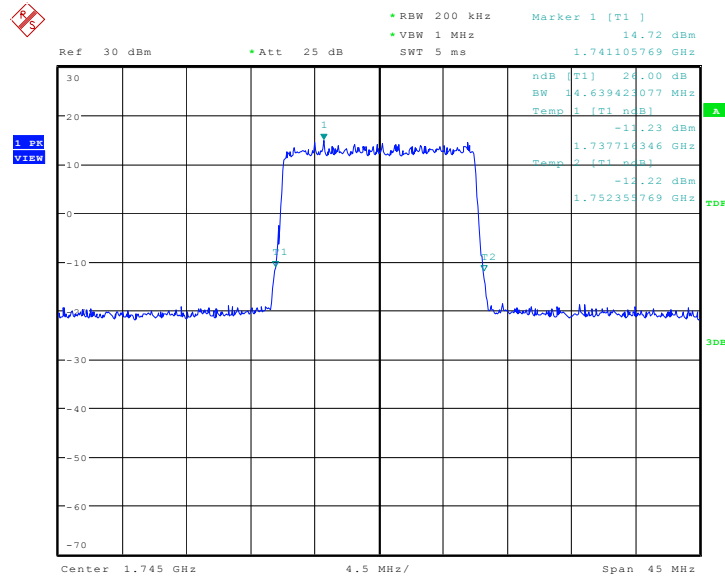


Date: 3.AUG.2017 13:23:16

LTE band 66, 15MHz (-26dBc)

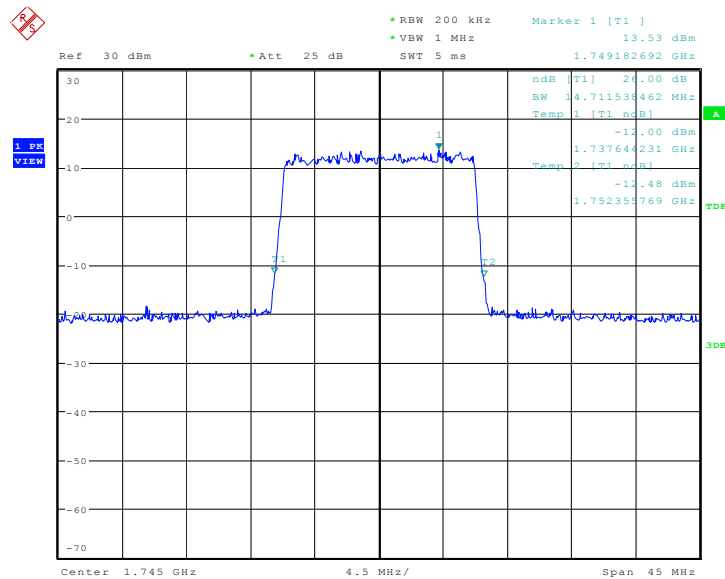
Frequency(MHz)	Occupied Bandwidth (-26dBc)(kHz)	
1745.0	QPSK	16QAM
	14639.42	14711.54

LTE band 66, 15MHz Bandwidth, QPSK (-26dBc BW)



Date: 3.AUG.2017 13:48:49

LTE band 66, 15MHz Bandwidth, 16QAM (-26dBc BW)

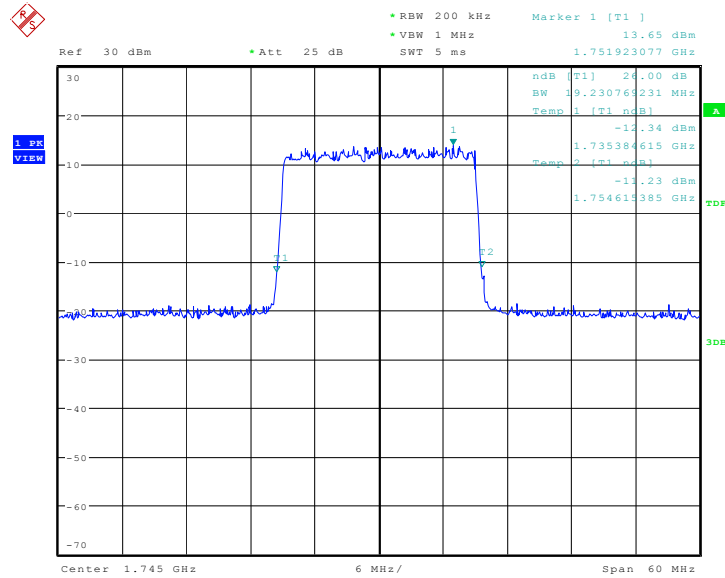


Date: 3.AUG.2017 13:49:06

LTE band 66, 20MHz (-26dBc)

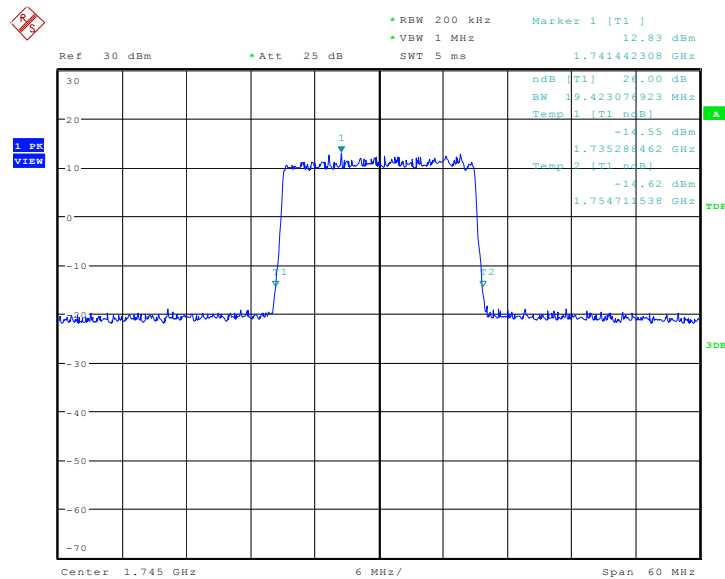
Frequency(MHz)	Occupied Bandwidth (-26dBc)(kHz)	
	1745.0	QPSK
19230.77		19423.08

LTE band 66, 20MHz Bandwidth, QPSK (-26dBc BW)



Date: 3.AUG.2017 13:57:52

LTE band 66, 20MHz Bandwidth, 16QAM (-26dBc BW)



Date: 3.AUG.2017 13:58:08



A.6 BAND EDGE COMPLIANCE

A.6.1 Measurement limit

Part 22.917(b), 24.238(a), 27.53(h) state that on any frequency outside frequency band of the US Cellular/PCS spectrum, the power of any emission shall be attenuated below the transmitter power (P, in Watts) by at least $43+10\log(P)$ dB. For all power levels +30 dBm to 0 dBm, this becomes a constant specification limit of -13 dBm.

According to KDB 971168 6.0, a relaxation of the reference bandwidth is often provided for measurements within a specified frequency range at the edge of the authorized frequency block/band. This is often implemented by permitting the use of a narrower RBW (typically limited to a minimum RBW of 1% of the OBW) for measuring the out-of-band emissions without a requirement to integrate the result over the full reference bandwidth.

Part 27.53(m) states that for mobile digital stations, the attenuation factor shall be not less than $40 + 10 \log(P)$ dB on all frequencies between the channel edge and 5 megahertz from the channel edge, $43 + 10 \log(P)$ dB on all frequencies between 5 megahertz and X megahertz from the channel edge, and $55 + 10 \log(P)$ dB on all frequencies more than X megahertz from the channel edge, where X is the greater of 6 megahertz or the actual emission bandwidth as defined in paragraph (m)(6) of this section. In addition, the attenuation factor shall not be less than $43 + 10 \log(P)$ dB on all frequencies between 2490.5 MHz and 2496 MHz and $55 + 10 \log(P)$ dB at or below 2490.5 MHz. Mobile Satellite Service licensees operating on frequencies below 2495 MHz may also submit a documented interference complaint against BRS licensees operating on channel BRS Channel 1 on the same terms and conditions as adjacent channel BRS or EBS licensees.

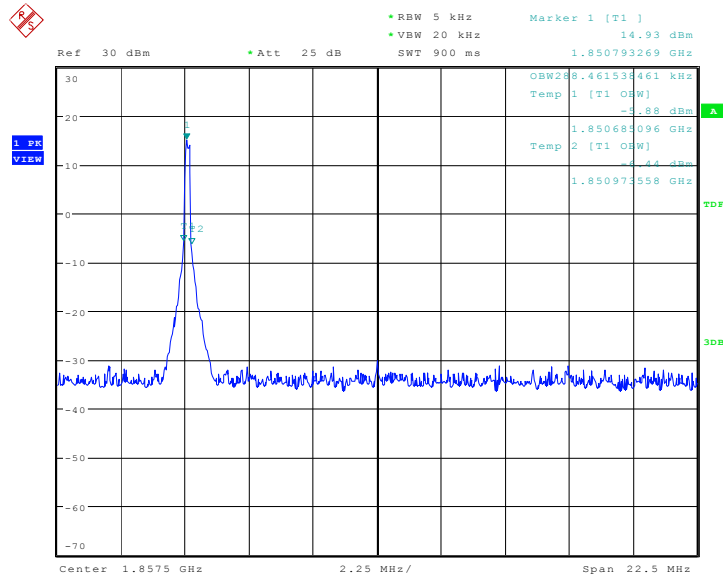
Part 27.53(c) states for operations in the 746-758 MHz band and the 776-788 MHz band, the power of any emission outside the licensee's frequency band(s) of operation shall be attenuated below the transmitter power (P) within the licensed band(s) of operation, measured in watts, in accordance with the following:(1) On any frequency outside the 746-758 MHz band, the power of any emission shall be attenuated outside the band below the transmitter power (P) by at least $43 + 10 \log(P)$ dB;(2) On any frequency outside the 776-788 MHz band, the power of any emission shall be attenuated outside the band below the transmitter power (P) by at least $43 + 10 \log(P)$ dB;(4) On all frequencies between 763-775 MHz and 793-805 MHz, by a factor not less than $65 + 10 \log(P)$ dB in a 6.25 kHz band segment, for mobile and portable stations

Part 27.53(a) states for mobile and portable stations operating in the 2305–2315 MHz and 2350–2360 MHz bands: By a factor of not less than: $43 + 10 \log(P)$ dB on all frequencies between 2305 and 2320 MHz and on all frequencies between 2345 and 2360 MHz that are outside the licensed band(s) of operation, not less than $55 + 10 \log(P)$ dB on all frequencies between 2320 and 2324 MHz and on all frequencies between 2341 and 2345 MHz, not less than $61 + 10 \log(P)$ dB on all frequencies between 2324 and 2328 MHz and on all frequencies between 2337 and 2341 MHz, and not less than $67 + 10 \log(P)$ dB on all frequencies between 2328 and 2337MHz; By a factor of not less than $43 + 10 \log(P)$ dB on all frequencies between 2300 and 2305 MHz, $55 + 10 \log(P)$ dB on all frequencies between 2296 and 2300MHz, $61 + 10 \log(P)$ dB on all frequencies between 2292 and 2296 MHz, $67 + 10 \log(P)$ dB on all frequencies between 2288 and 2292 MHz, and $70 + 10 \log(P)$ dB below 2288 MHz; By a factor of not less than $43 + 10 \log(P)$



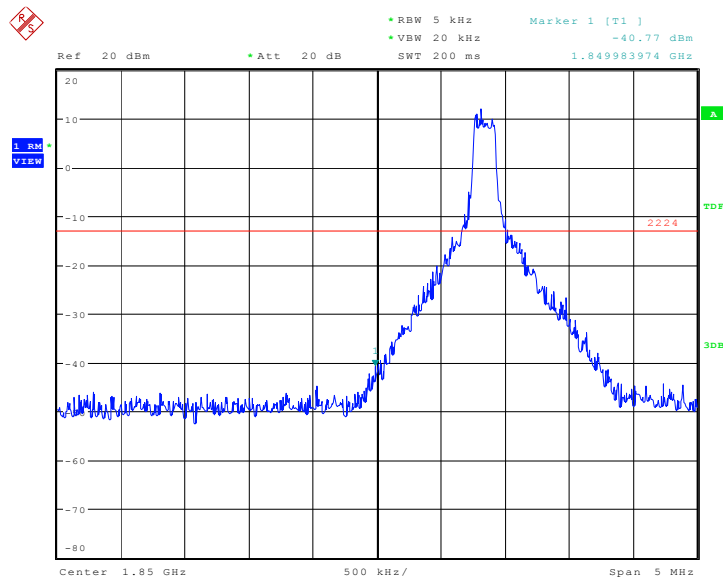
dB on all frequencies between 2360 and 2365 MHz, and not less than $70 + 10 \log (P)$ dB above 2365 MHz.

A.6.2 Measurement result
Only worst case result is given below
LTE band 2
OBW: 1RB-low_offset



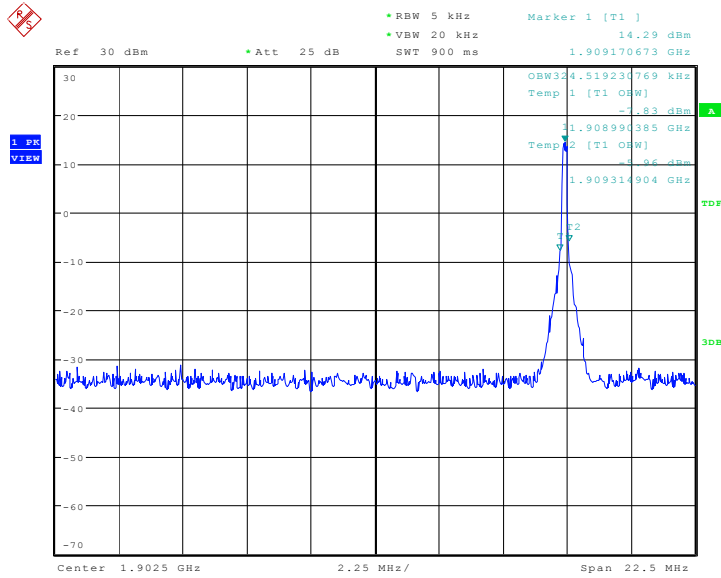
Date: 14.AUG.2017 13:52:12

LOW BAND EDGE BLOCK-1RB-low_offset



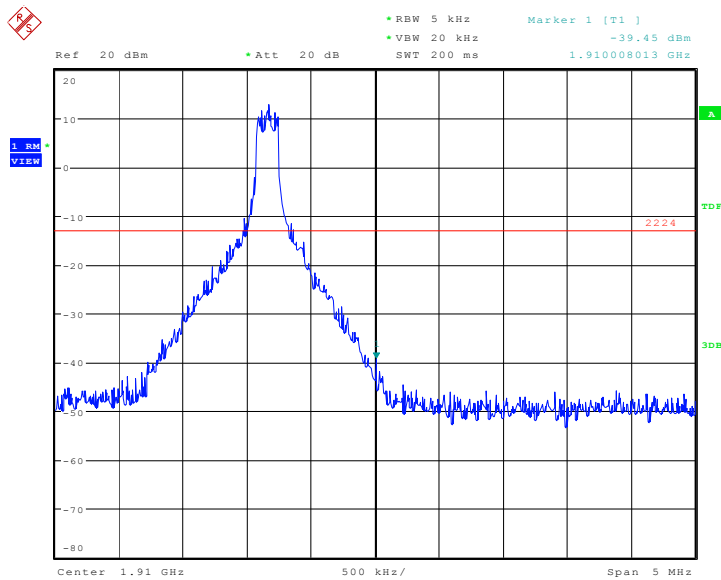
Date: 14.AUG.2017 13:52:55

OBW: 1RB-high_offset



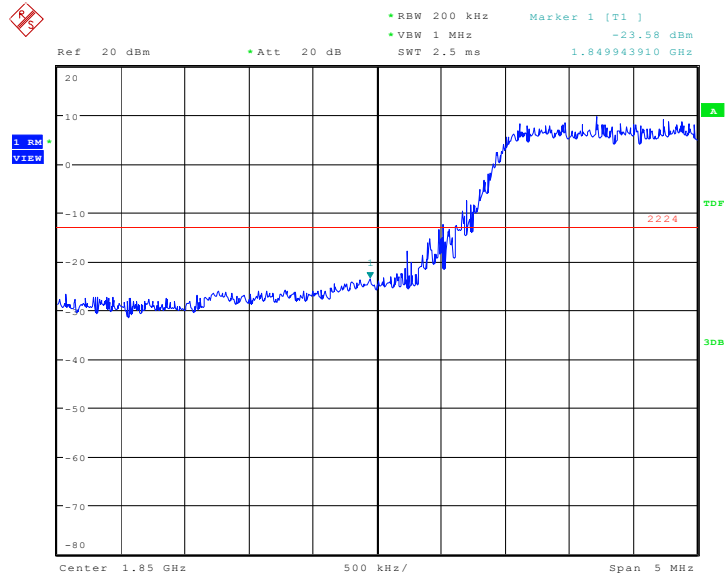
Date: 14.AUG.2017 13:48:45

HIGH BAND EDGE BLOCK-1RB-high_offset



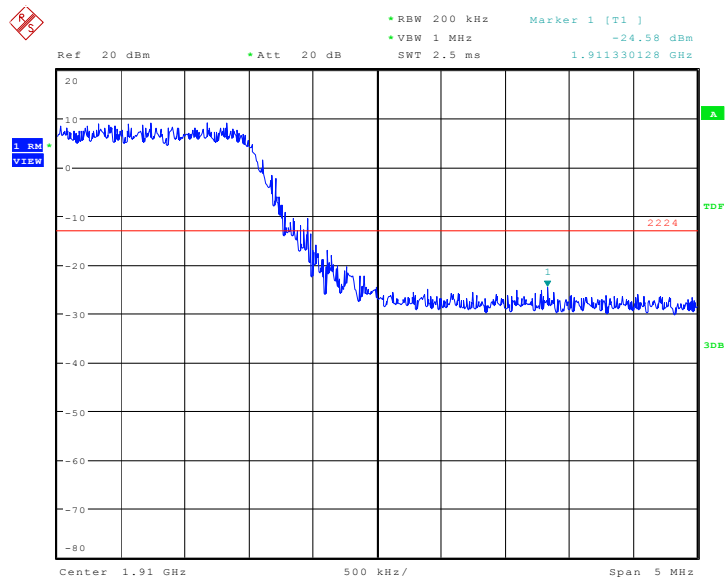
Date: 14.AUG.2017 13:49:29

LOW BAND EDGE BLOCK-20MHz-100%RB



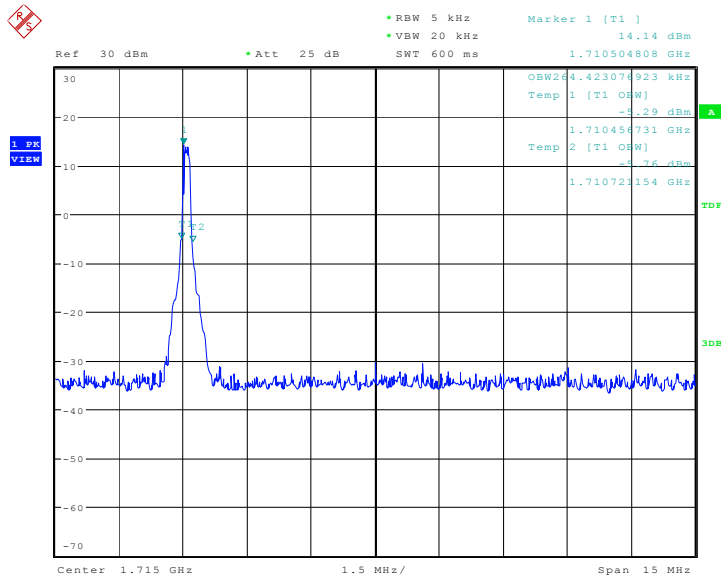
Date: 8.AUG.2017 14:38:28

HIGH BAND EDGE BLOCK-20MHz-100%RB



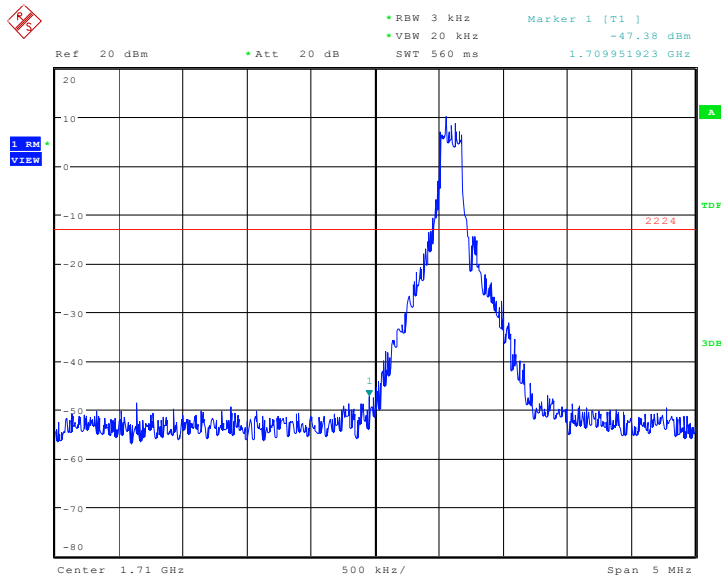
Date: 8.AUG.2017 14:39:14

LTE band 4
OBW: 1RB-low_offset



Date: 10.AUG.2017 10:59:47

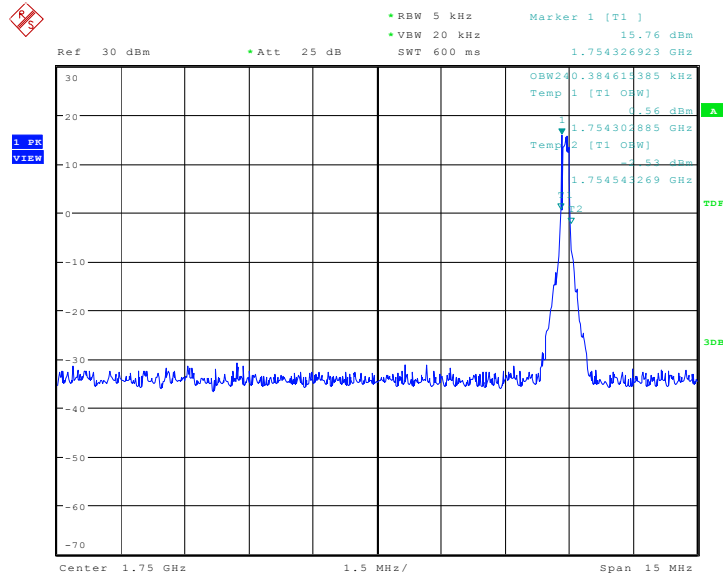
LOW BAND EDGE BLOCK-1RB-low_offset



Date: 10.AUG.2017 11:00:30

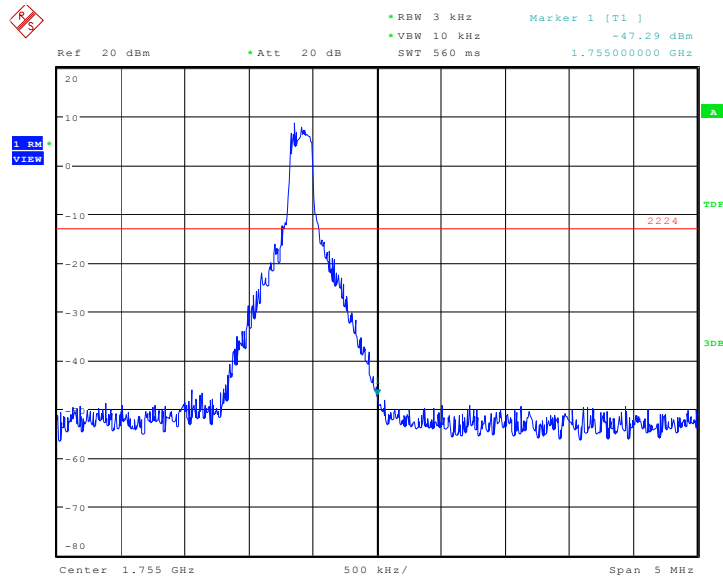


OBW: 1RB-high_offset



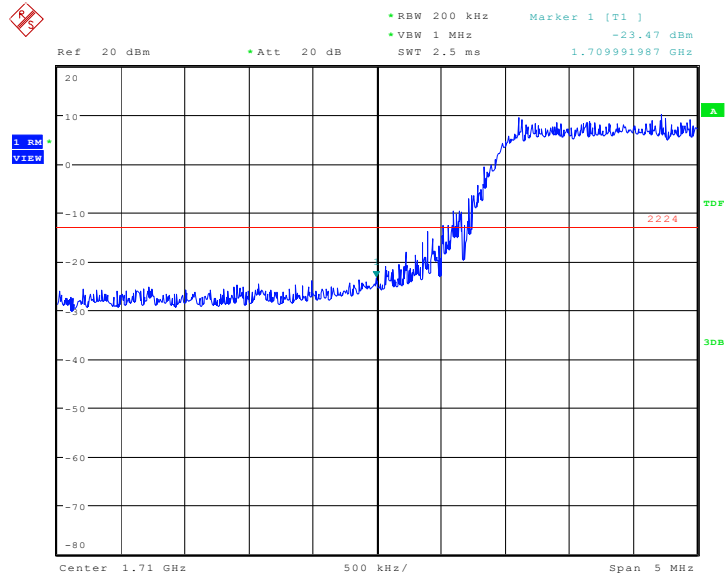
Date: 10.AUG.2017 09:48:27

HIGH BAND EDGE BLOCK-1RB-high_offset



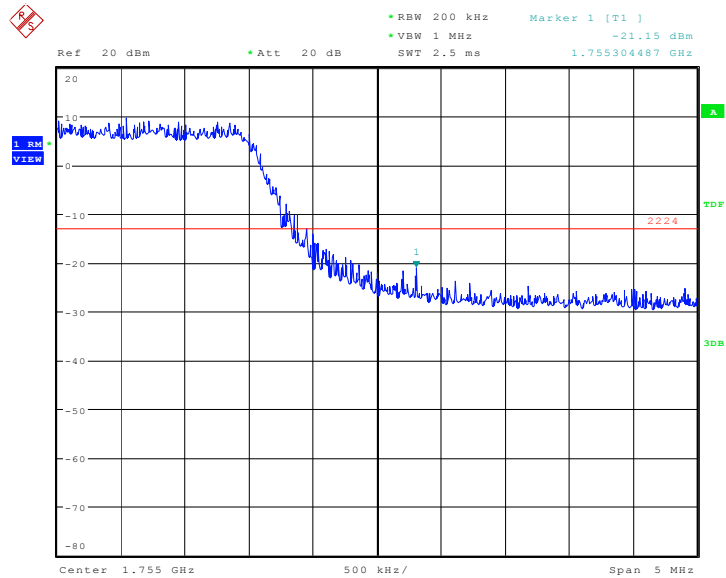
Date: 10.AUG.2017 09:49:10

LOW BAND EDGE BLOCK-20MHz-100%RB



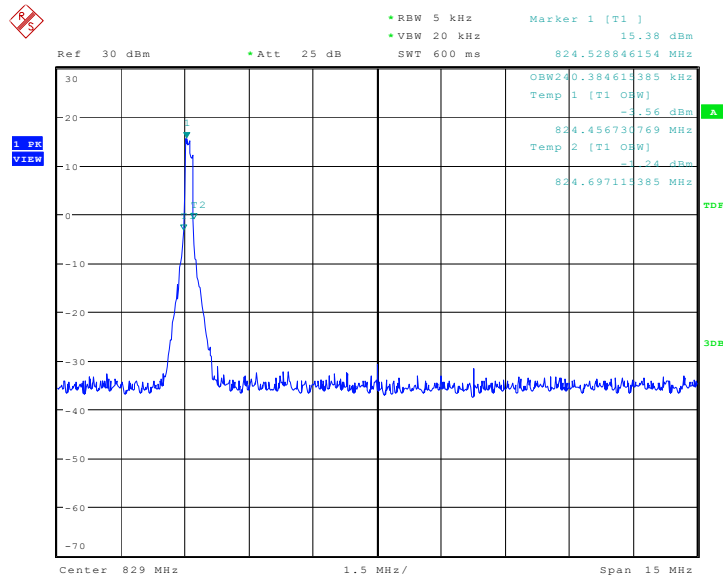
Date: 8.AUG.2017 14:40:01

HIGH BAND EDGE BLOCK-20MHz-100%RB



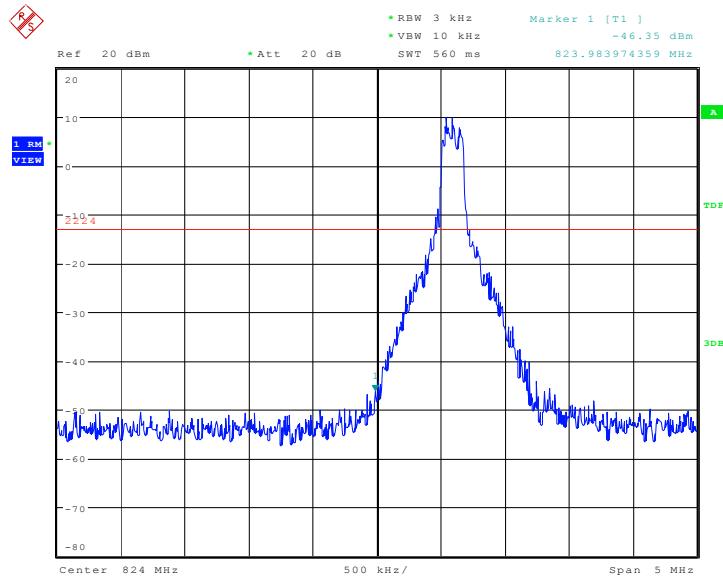
Date: 8.AUG.2017 14:52:00

LTE band 5
OBW: 1RB-low_offset



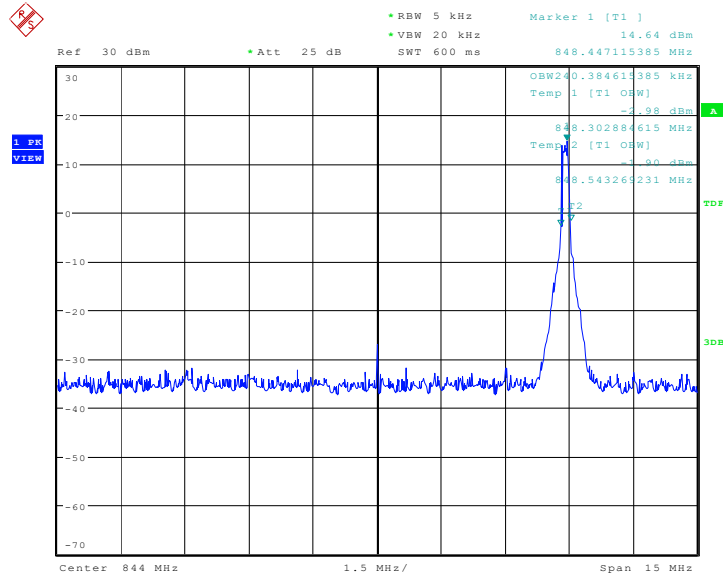
Date: 10.AUG.2017 10:56:31

LOW BAND EDGE BLOCK-1RB-low_offset



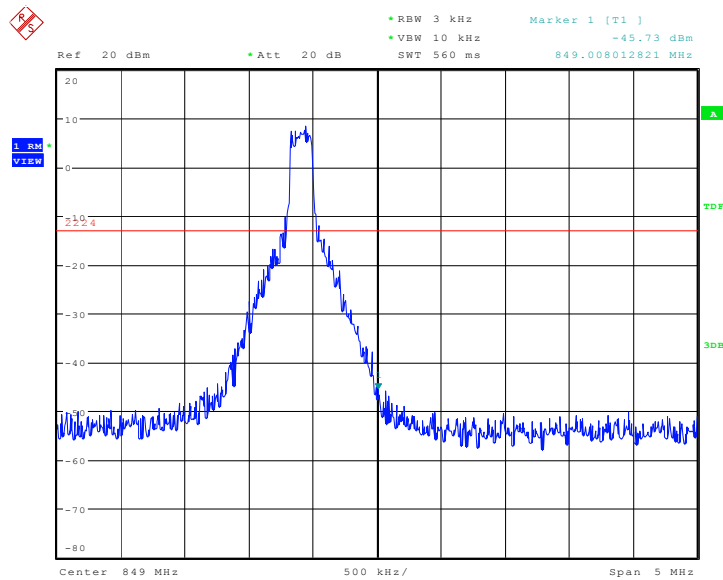
Date: 10.AUG.2017 10:57:15

OBW: 1RB-high_offset



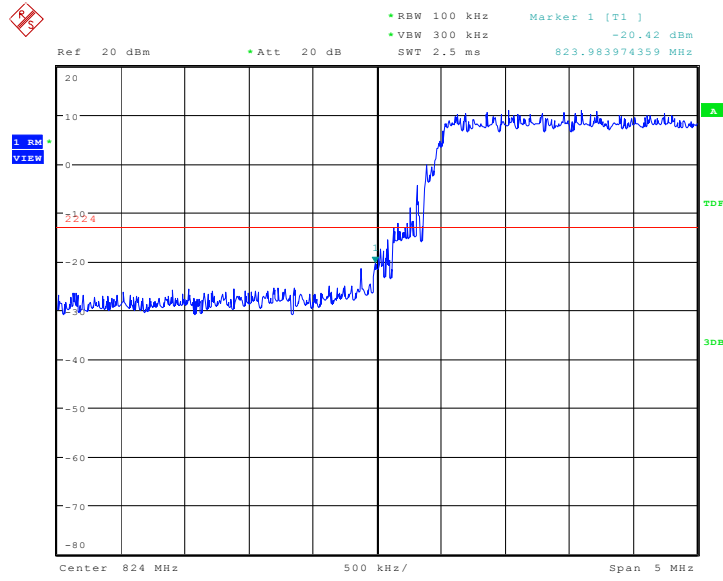
Date: 10.AUG.2017 09:45:10

HIGH BAND EDGE BLOCK-1RB-high_offset



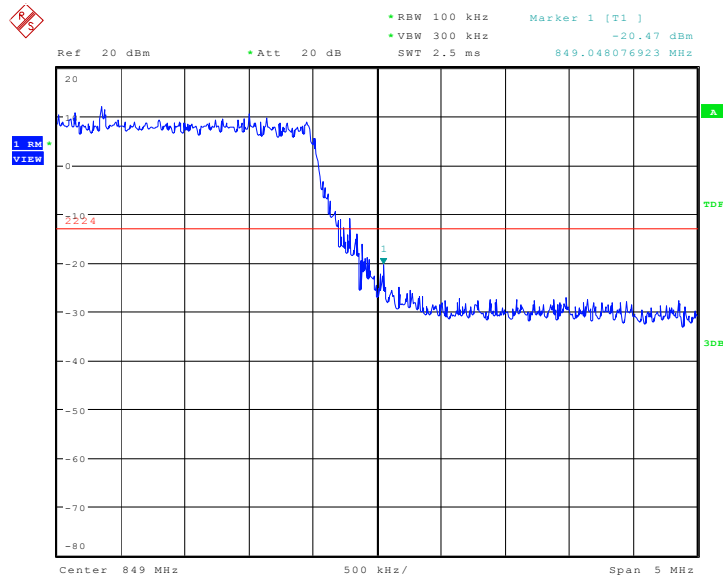
Date: 10.AUG.2017 09:45:54

LOW BAND EDGE BLOCK-10MHz-100%RB



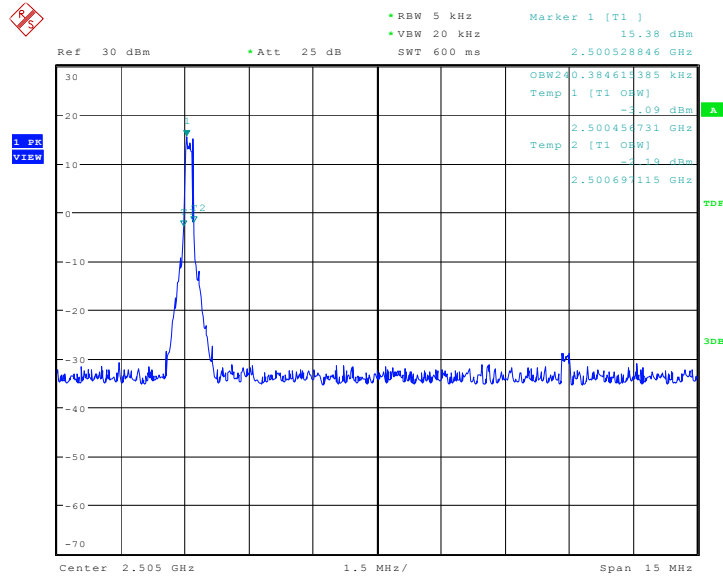
Date: 8.AUG.2017 15:06:35

HIGH BAND EDGE BLOCK-10MHz-100%RB



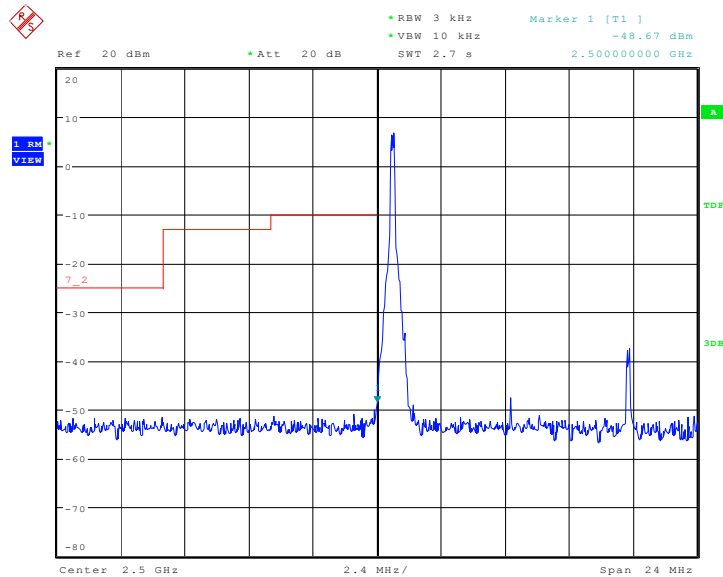
Date: 8.AUG.2017 15:07:21

LTE band 7
OBW: 1RB-low_offset



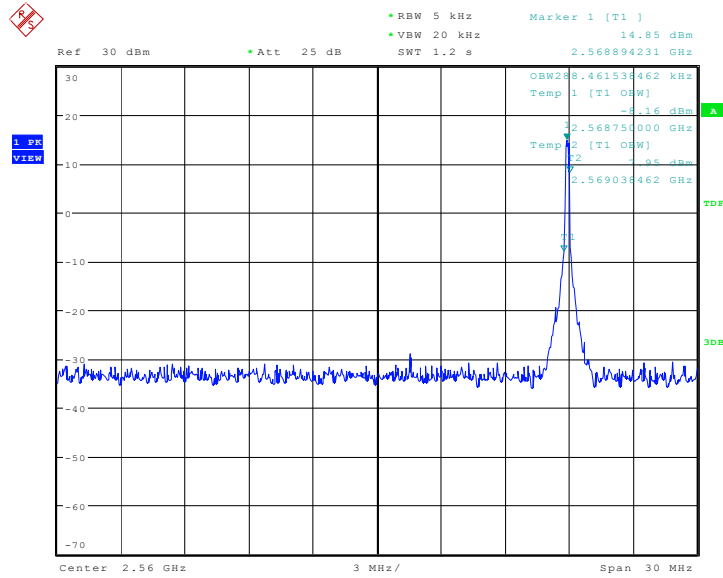
Date: 10.AUG.2017 11:48:20

LOW BAND EDGE BLOCK-1RB-low_offset



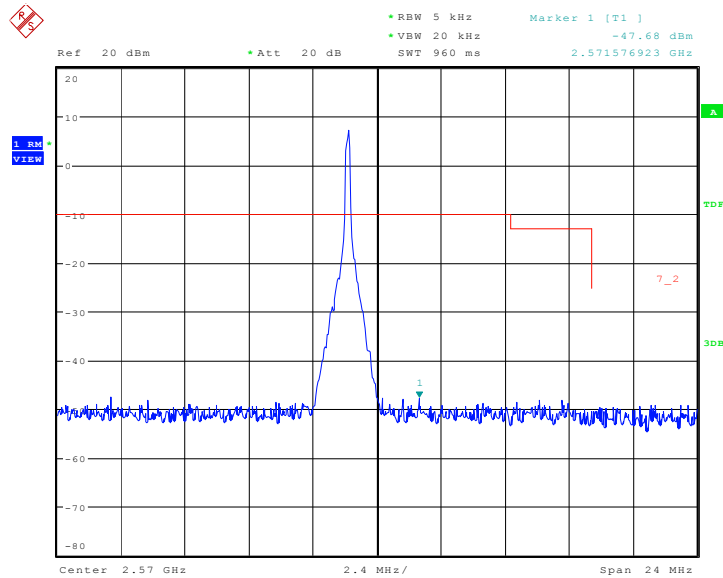
Date: 10.AUG.2017 11:49:07

OBW: 1RB-high_offset



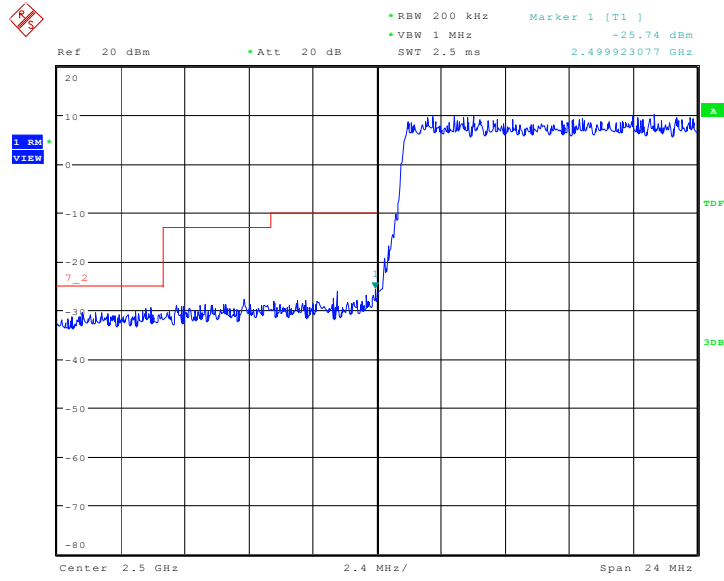
Date: 14.AUG.2017 13:54:21

HIGH BAND EDGE BLOCK-1RB-high_offset



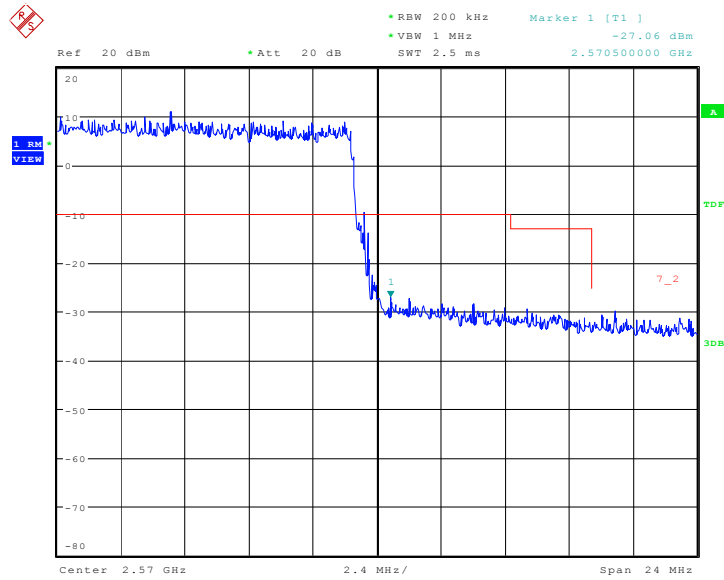
Date: 14.AUG.2017 13:55:04

LOW BAND EDGE BLOCK-20MHz-100%RB



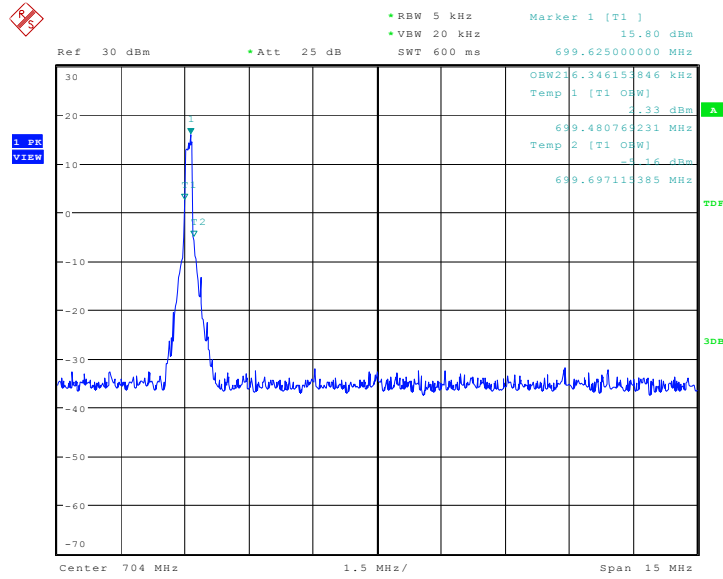
Date: 8.AUG.2017 15:15:45

HIGH BAND EDGE BLOCK-20MHz-100%RB



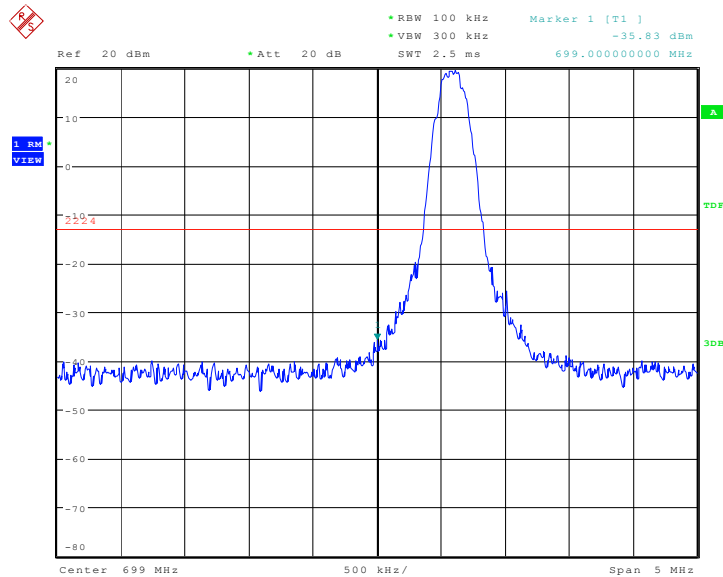
Date: 8.AUG.2017 15:16:30

LTE band 12
OBW: 1RB-low_offset



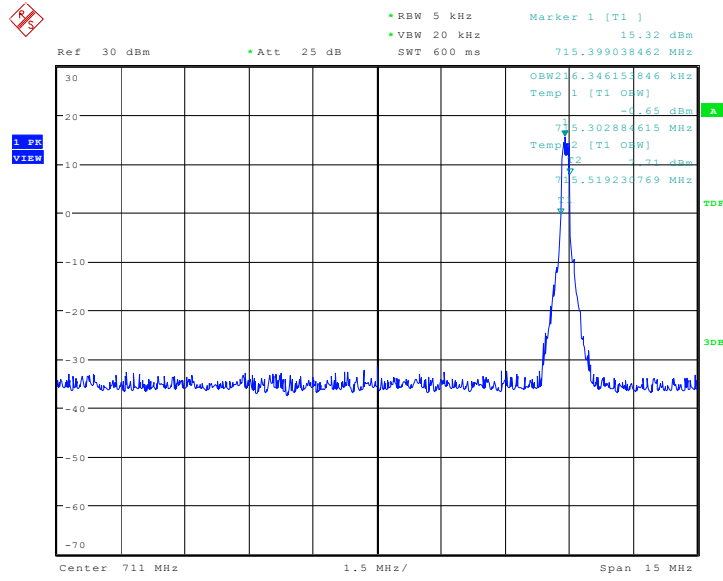
Date: 10.AUG.2017 11:01:25

LOW BAND EDGE BLOCK-1RB-low_offset



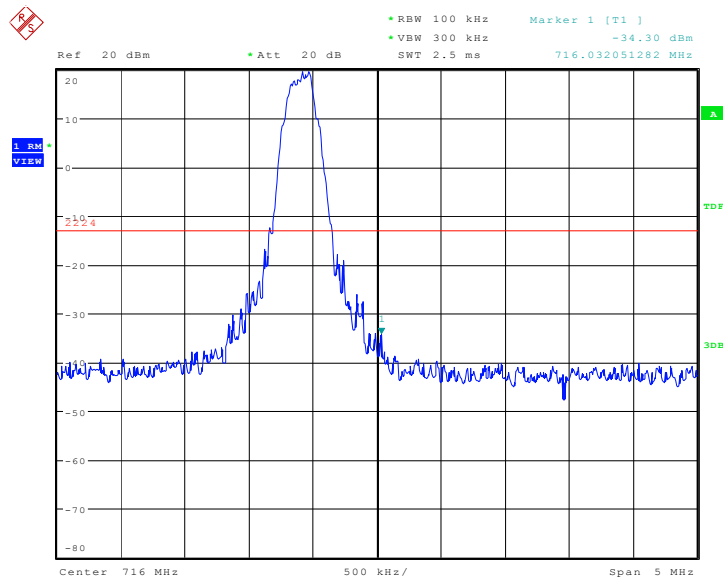
Date: 10.AUG.2017 11:03:38

OBW: 1RB-high_offset



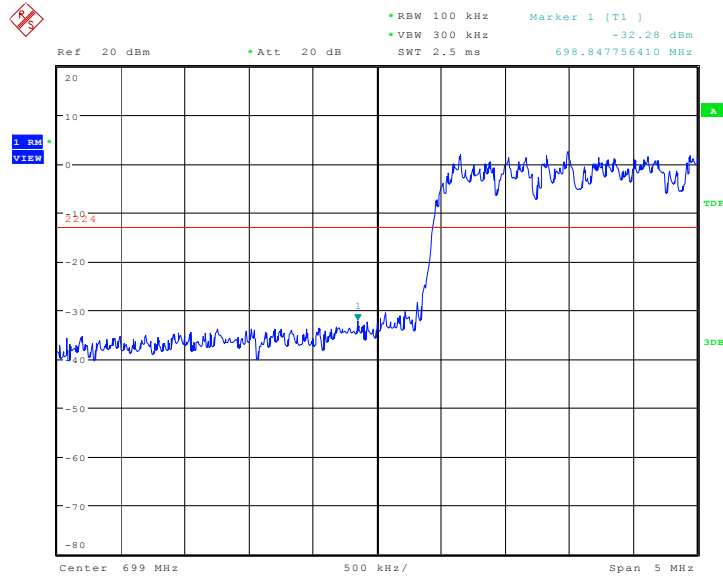
Date: 10.AUG.2017 10:01:50

HIGH BAND EDGE BLOCK-1RB-high_offset



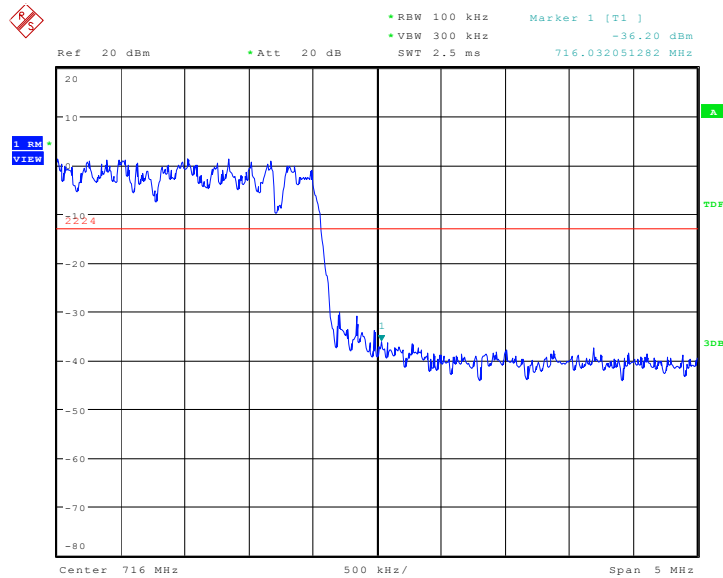
Date: 10.AUG.2017 10:03:33

LOW BAND EDGE BLOCK-10MHz-100%RB



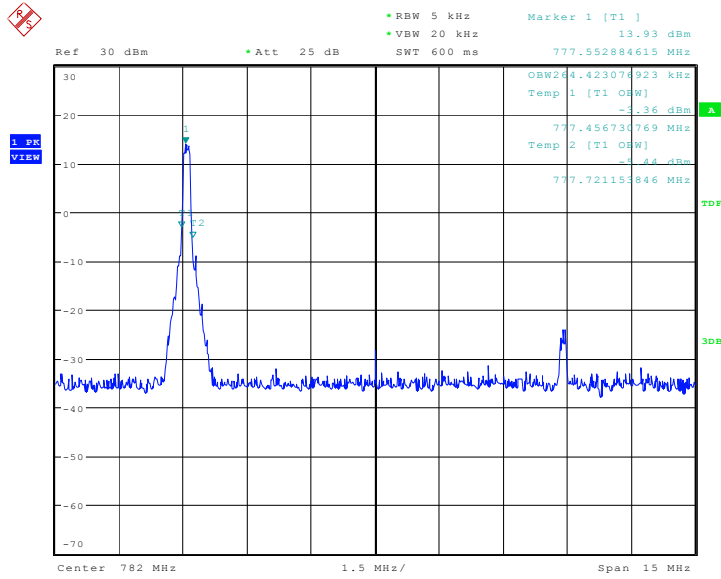
Date: 8.AUG.2017 15:08:07

HIGH BAND EDGE BLOCK-10MHz-100%RB



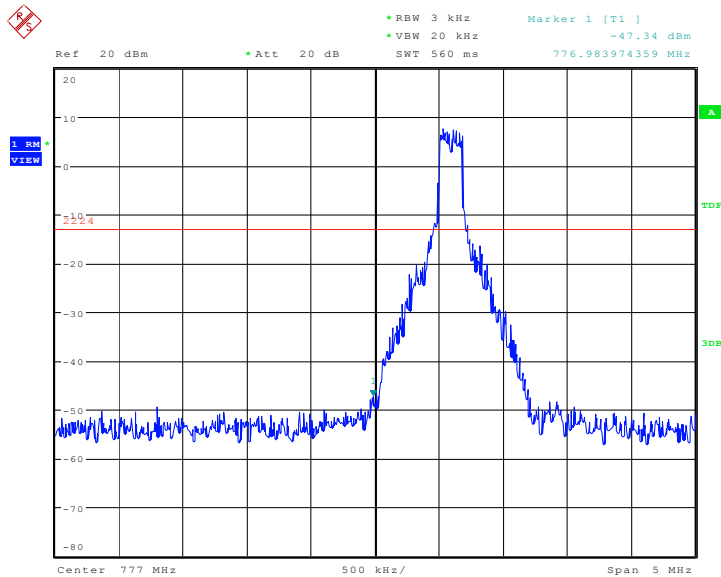
Date: 8.AUG.2017 15:08:53

LTE band 13
OBW: 1RB-low_offset

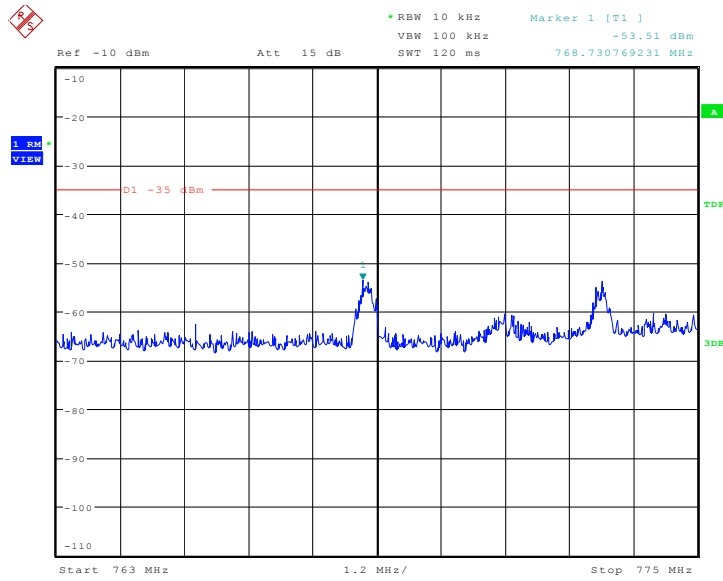


Date: 10.AUG.2017 10:52:54

LOW BAND EDGE BLOCK-1RB-low_offset



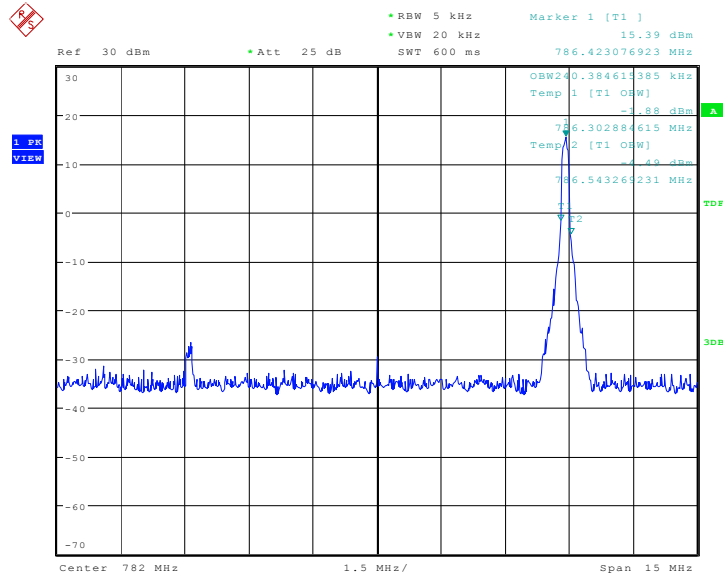
Date: 10.AUG.2017 10:53:37



Date: 17.AUG.2017 09:47:33

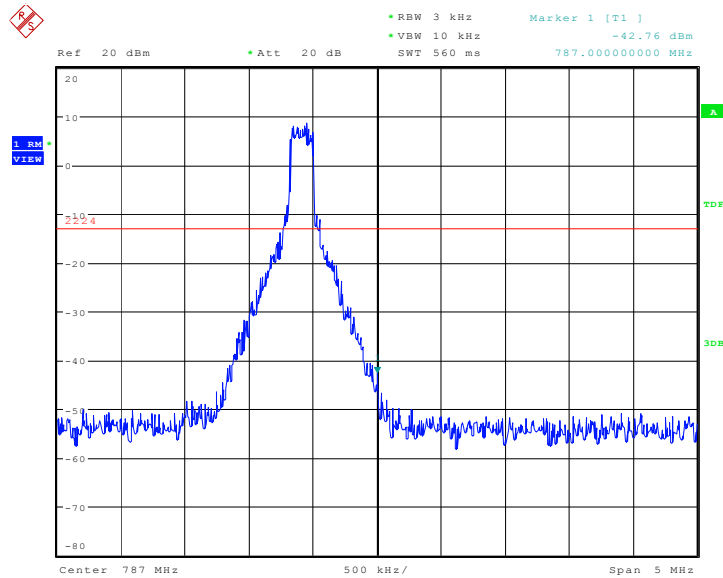


OBW: 1RB-high_offset

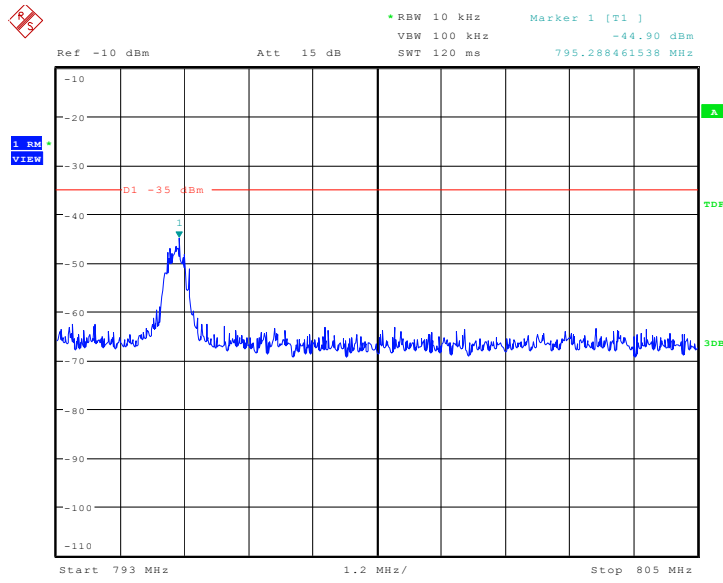


Date: 10.AUG.2017 09:43:32

HIGH BAND EDGE BLOCK-1RB-high_offset

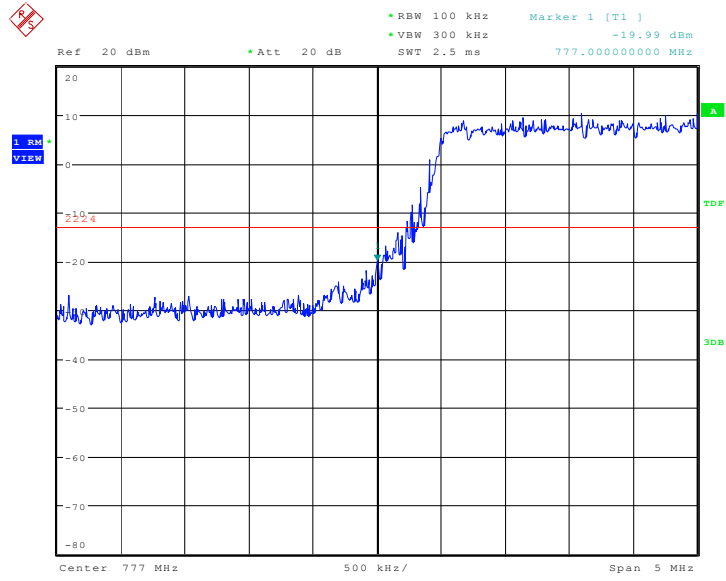


Date: 10.AUG.2017 09:44:15

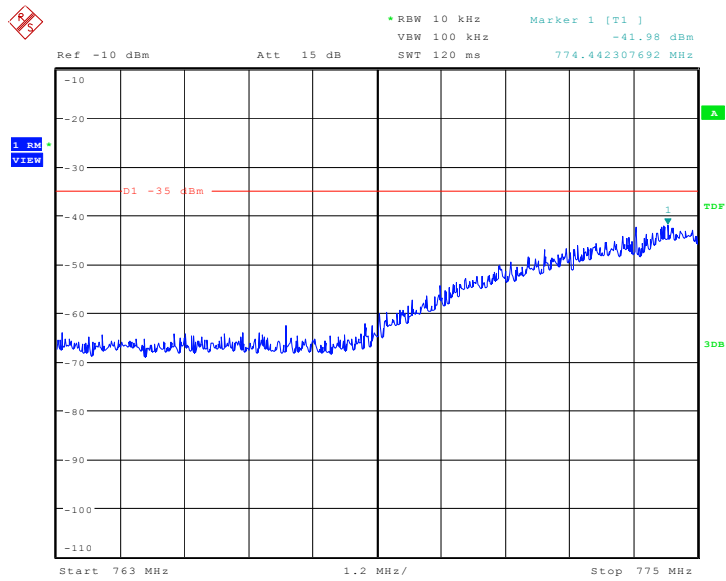


Date: 17.AUG.2017 09:51:04

LOW BAND EDGE BLOCK-10MHz-100%RB

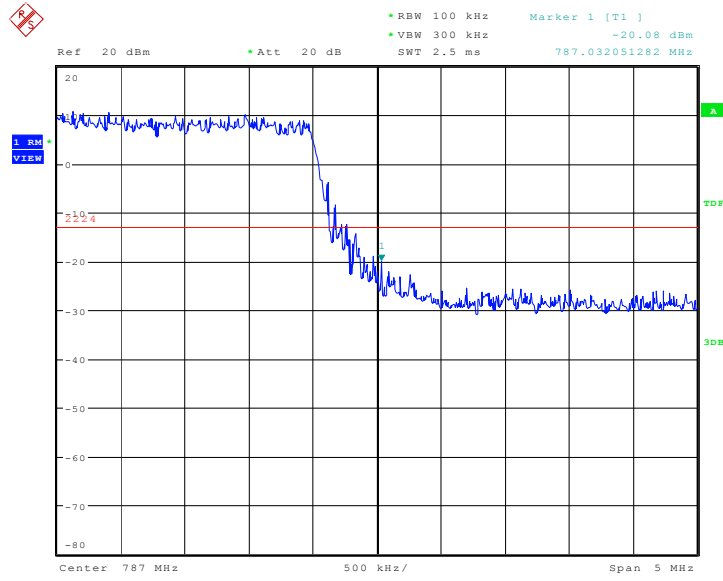


Date: 8.AUG.2017 14:56:26

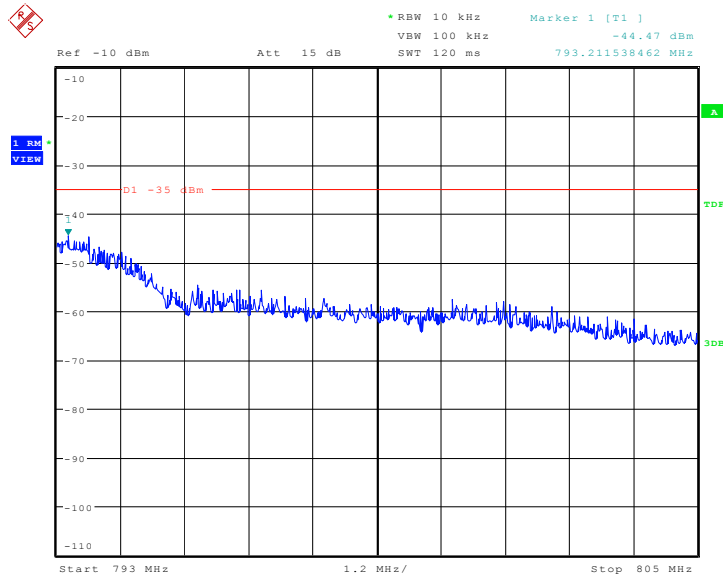


Date: 17.AUG.2017 09:48:56

HIGH BAND EDGE BLOCK-10MHz-100%RB



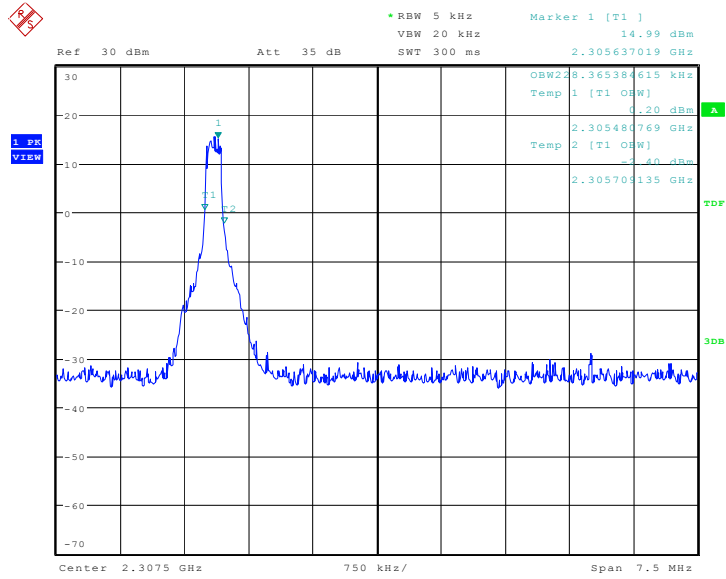
Date: 8.AUG.2017 14:57:11



Date: 17.AUG.2017 09:50:06

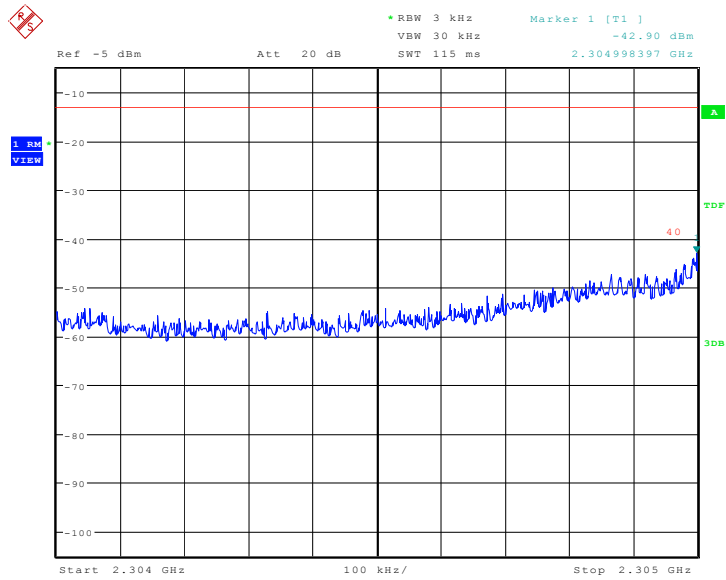


LTE band 30
OBW: 1RB-low_offset

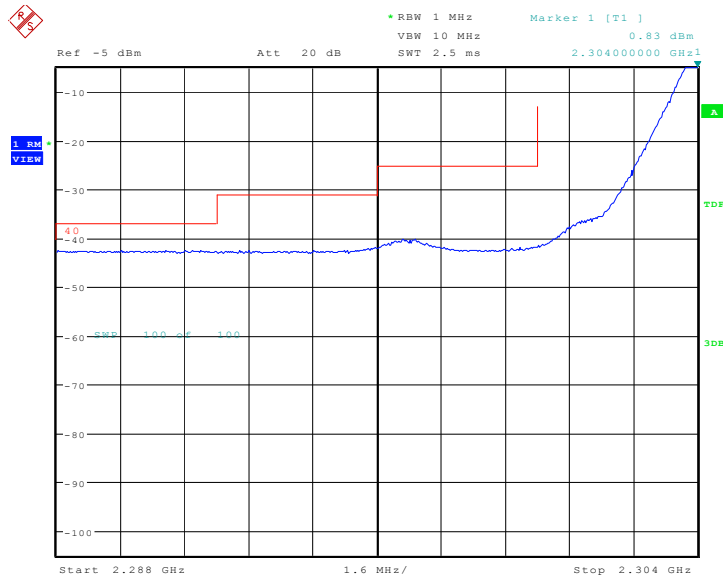


Date: 29.AUG.2017 09:38:19

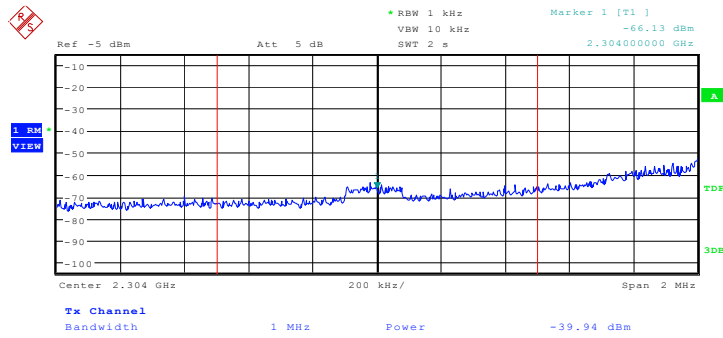
LOW BAND EDGE BLOCK-1RB-low_offset



Date: 29.AUG.2017 09:40:35

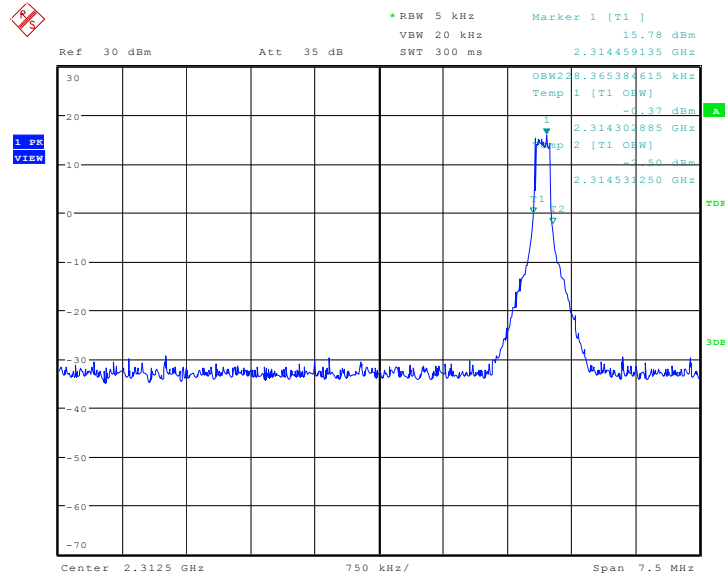


Date: 29.AUG.2017 09:42:55



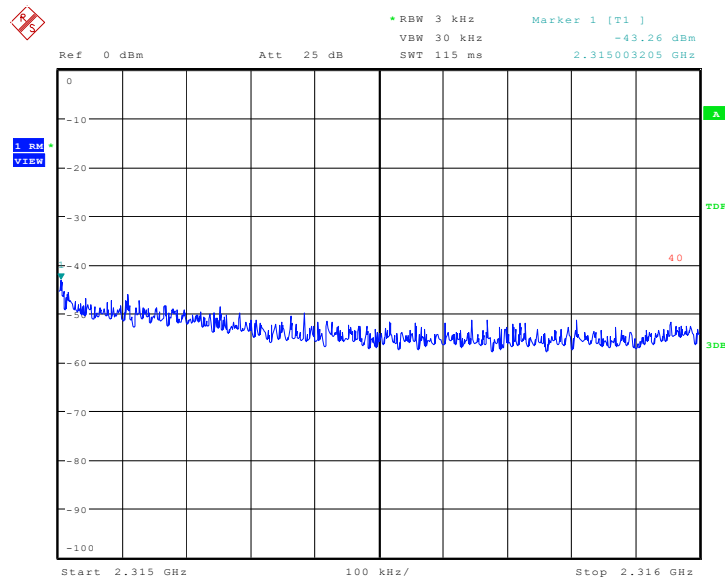
Date: 29.AUG.2017 09:46:23

OBW: 1RB-high_offset

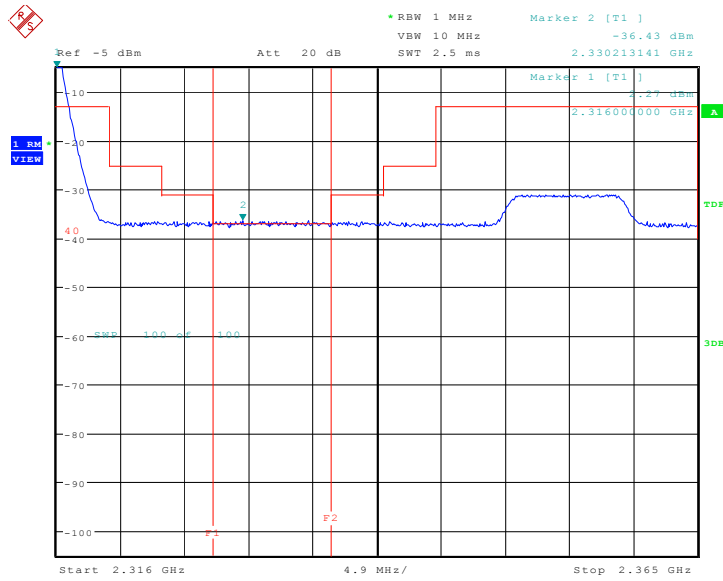


Date: 29.AUG.2017 09:49:04

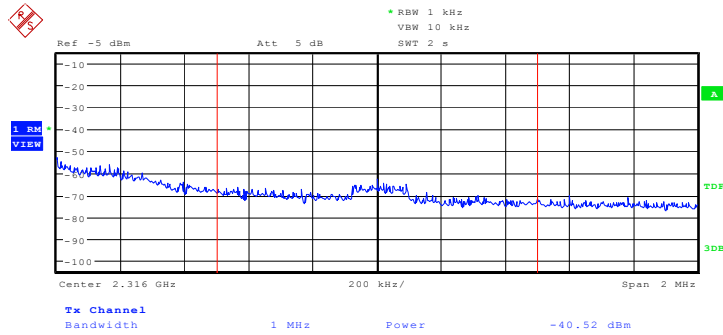
HIGH BAND EDGE BLOCK-1RB-high_offset



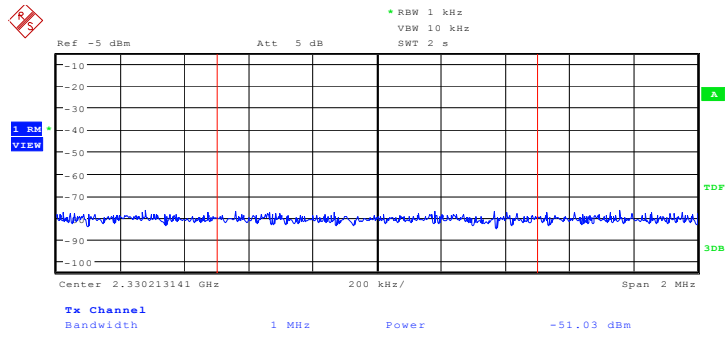
Date: 29.AUG.2017 09:51:24



Date: 29.AUG.2017 09:59:12

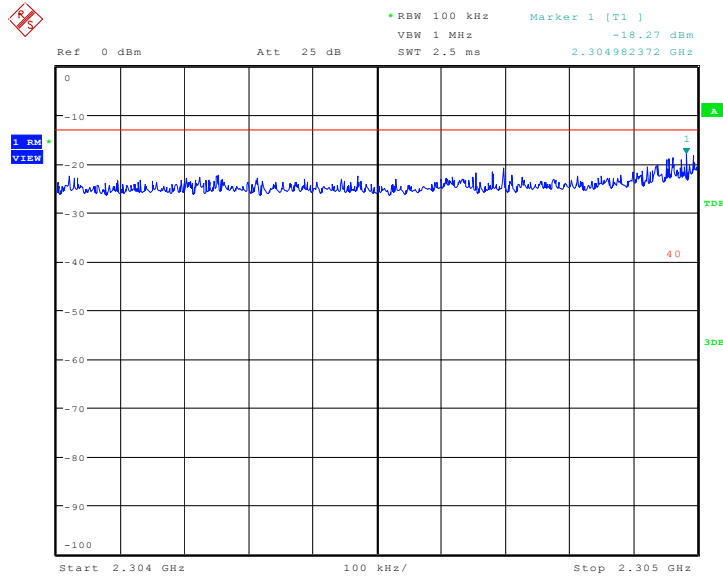


Date: 29.AUG.2017 10:01:22

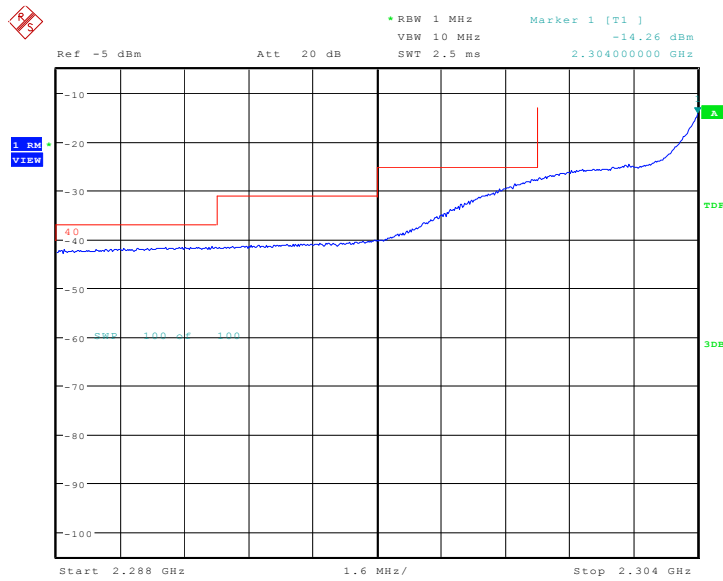


Date: 29.AUG.2017 10:02:39

LOW BAND EDGE BLOCK-10MHz-100%RB

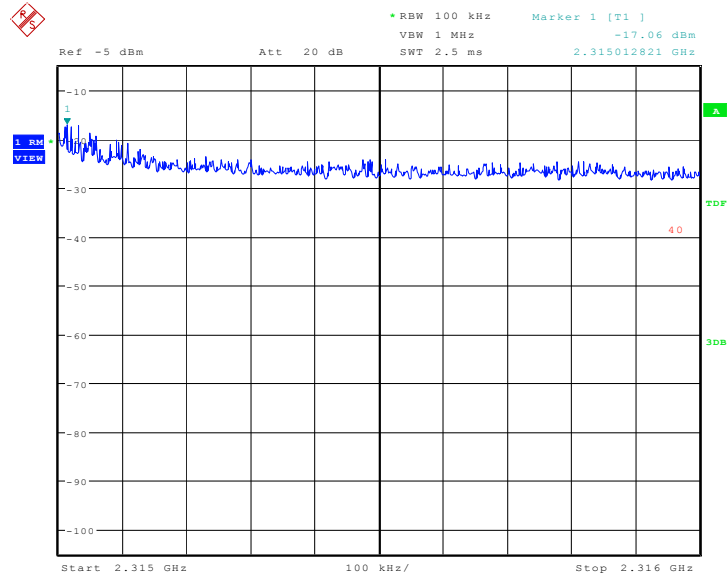


Date: 29.AUG.2017 10:10:55

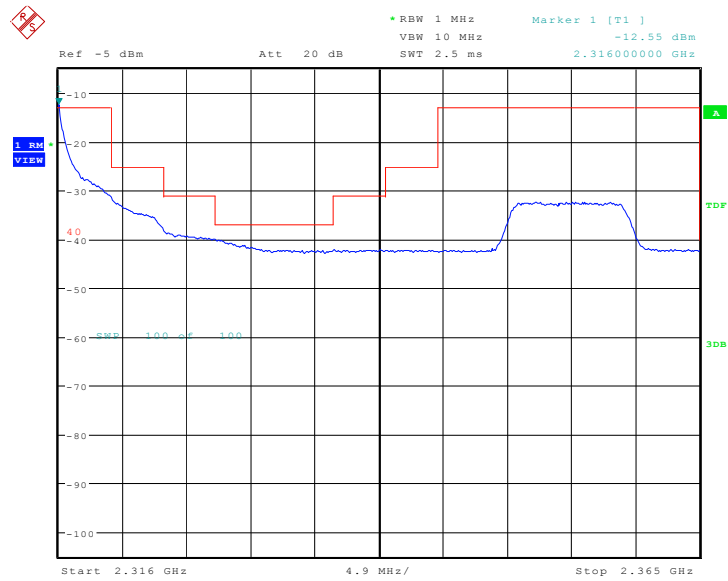


Date: 29.AUG.2017 10:12:31

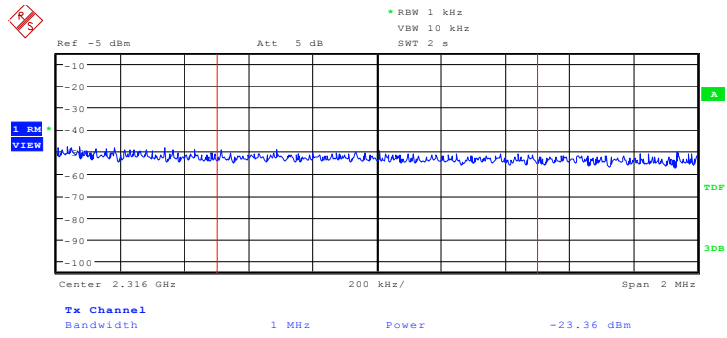
HIGH BAND EDGE BLOCK-10MHz-100%RB



Date: 29.AUG.2017 10:14:11

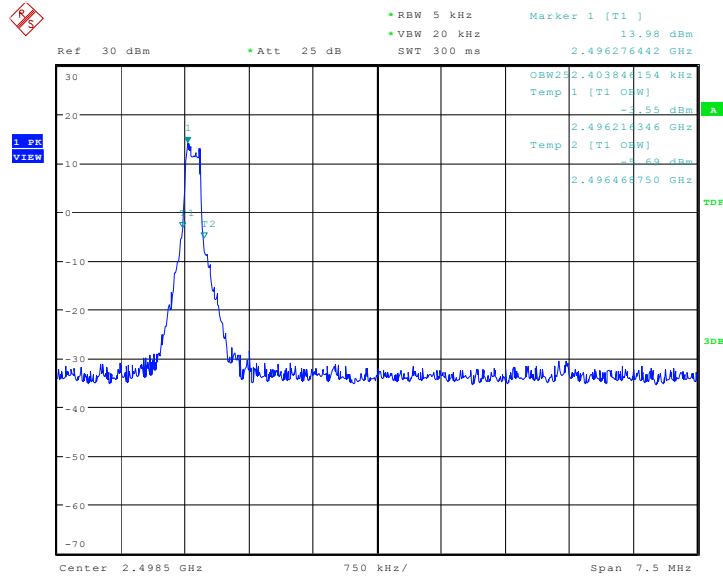


Date: 29.AUG.2017 10:18:01



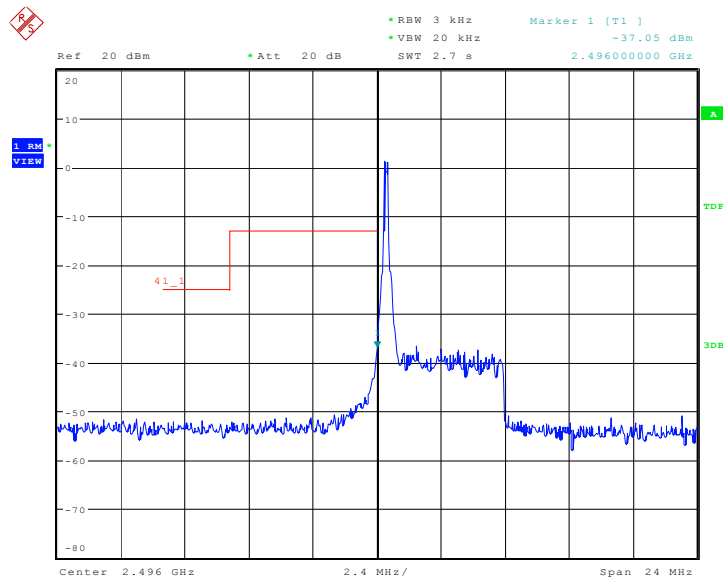
Date: 29.AUG.2017 10:30:04

LTE band 41
OBW: 1RB-low_offset



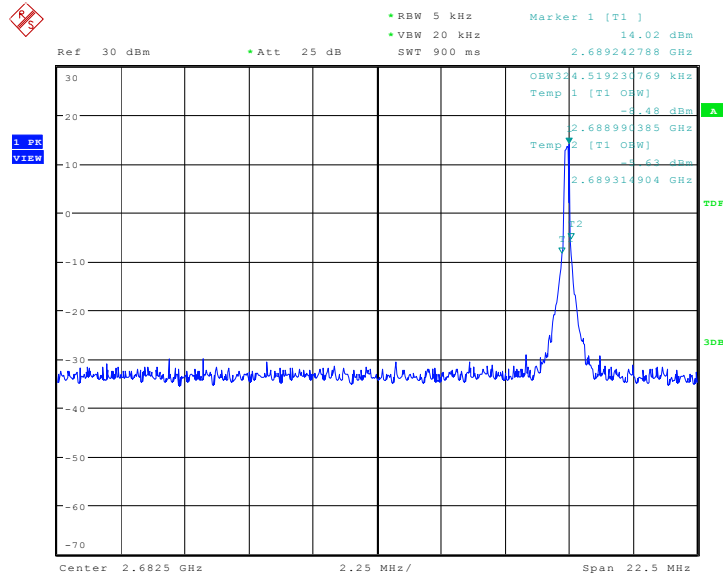
Date: 14.AUG.2017 14:01:00

LOW BAND EDGE BLOCK-1RB-low_offset



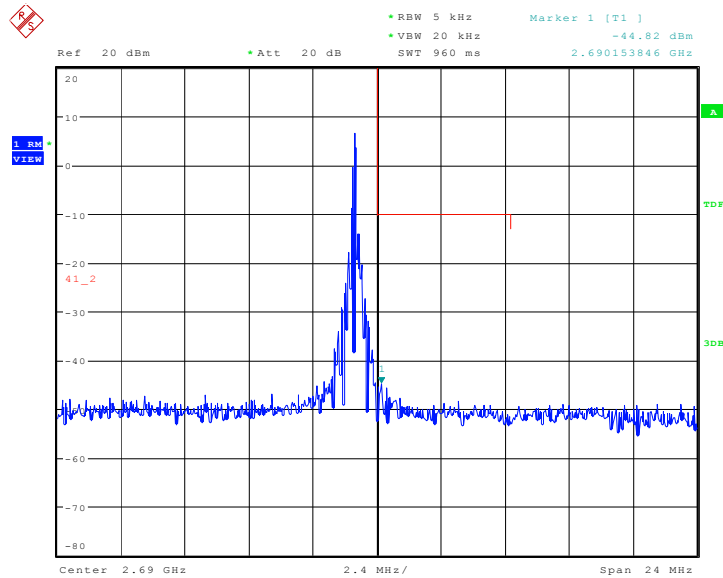
Date: 18.AUG.2017 08:36:04

OBW: 1RB-high_offset



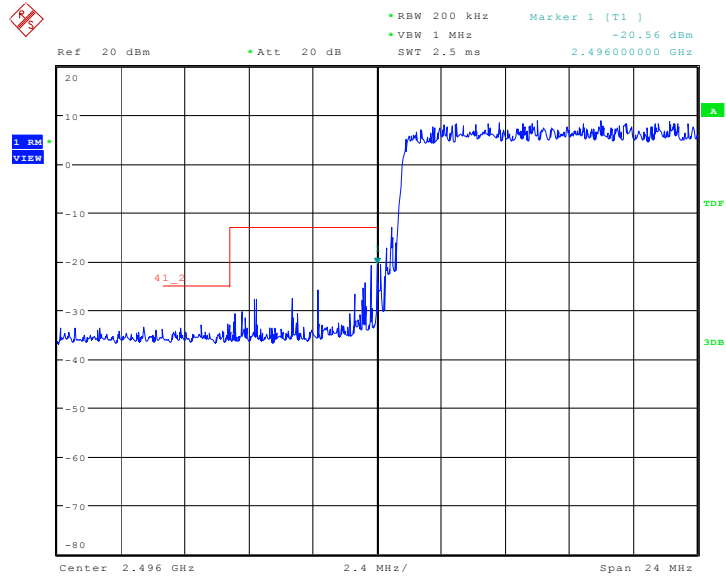
Date: 14.AUG.2017 13:56:59

HIGH BAND EDGE BLOCK-1RB-high_offset



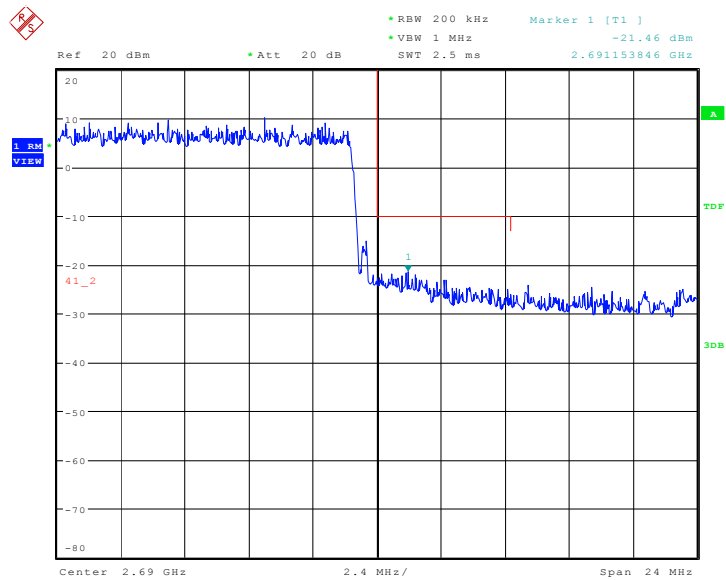
Date: 14.AUG.2017 13:57:42

LOW BAND EDGE BLOCK-20MHz-100%RB



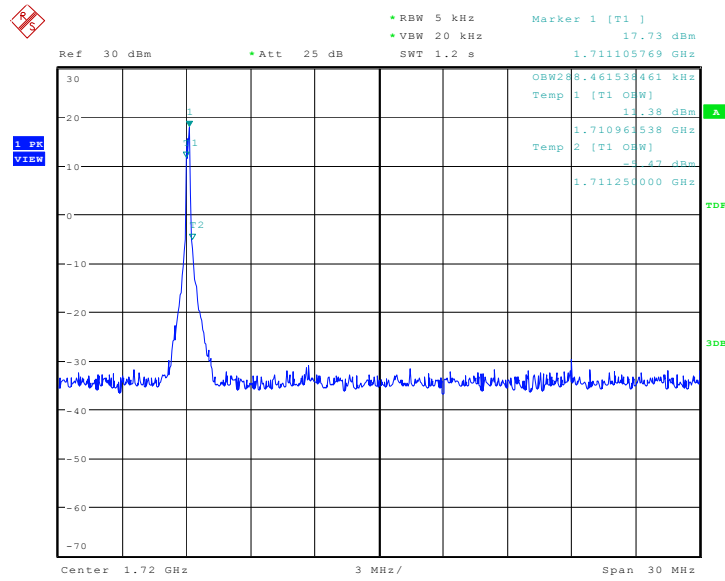
Date: 8.AUG.2017 15:17:17

HIGH BAND EDGE BLOCK-20MHz-100%RB



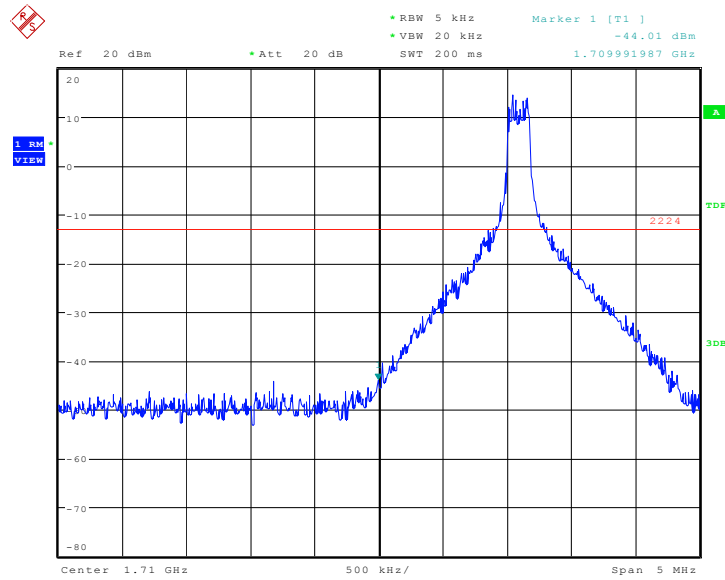
Date: 8.AUG.2017 15:18:03

LTE band 66
OBW: 1RB-low_offset



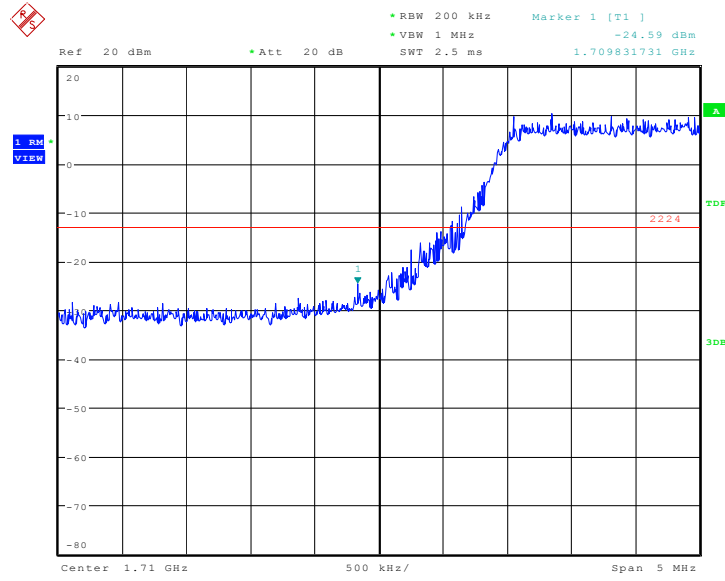
Date: 17.AUG.2017 10:59:31

LOW BAND EDGE BLOCK-1RB-low_offset



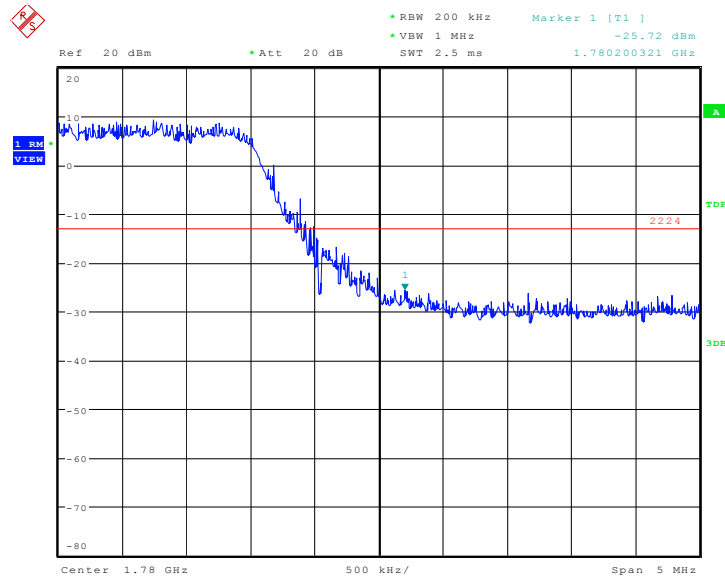
Date: 17.AUG.2017 11:00:15

LOW BAND EDGE BLOCK-20MHz-100%RB



Date: 8.AUG.2017 14:52:47

HIGH BAND EDGE BLOCK-20MHz-100%RB



Date: 8.AUG.2017 14:53:33

A.7 CONDUCTED SPURIOUS EMISSION

A.7.1 Measurement Method

The following steps outline the procedure used to measure the conducted emissions from the EUT.

1. Determine frequency range for measurements: From CFR 2.1057 the spectrum should be investigated from the lowest radio frequency generated in the equipment up to at least the 10th harmonic of the carrier frequency. For the mobile station equipment tested, this equates to a frequency range of 13 MHz to 9 GHz, data taken from 10 MHz to 25 GHz.
2. Determine EUT transmit frequencies: below outlines the band edge frequencies pertinent to conducted emissions testing.
3. The number of sweep points of spectrum analyzer is set to 30001 which is greater than span/RBW.

A. 7.2 Measurement Limit

Part 22.917, Part 24.238 and Part 27.53(h) specify that the power of any emission outside of the authorized operating frequency ranges must be attenuated below the transmitting power (P) by a factor of at least $43 + 10 \log(P)$ dB.

The specification that emissions shall be attenuated below the transmitter power (P) by at least $43 + 10 \log(P)$ dB, translates in the relevant power range (1 to 0.001 W) to -13 dBm. At 1 W the specified minimum attenuation becomes 43 dB and relative to a 30 dBm (1 W) carrier becomes a limit of -13 dBm. At 0.001 W (0 dBm) the minimum attenuation is 13 dB, which again yields a limit of -13 dBm. In this way a translation of the specification from relative to absolute terms is carried out.

Part 27.53(m)(4) specifies for mobile digital stations, the attenuation factor shall be not less than $40 + 10 \log(P)$ dB on all frequencies between the channel edge and 5 megahertz from the channel edge, $43 + 10 \log(P)$ dB on all frequencies between 5 megahertz and X megahertz from the channel edge, and $55 + 10 \log(P)$ dB on all frequencies more than X megahertz from the channel edge, where X is the greater of 6 megahertz or the actual emission bandwidth as defined in paragraph (m)(6) of this section. In addition, the attenuation factor shall not be less than $43 + 10 \log(P)$ dB on all frequencies between 2490.5 MHz and 2496 MHz and $55 + 10 \log(P)$ dB at or below 2490.5 MHz. Mobile Satellite Service licensees operating on frequencies below 2495 MHz may also submit a documented interference complaint against BRS licensees operating on channel BRS Channel 1 on the same terms and conditions as adjacent channel BRS or EBS licensees.

Part 27.53(a) states for mobile and portable stations operating in the 2305–2315 MHz and 2350–2360 MHz bands: By a factor of not less than: $43 + 10 \log(P)$ dB on all frequencies between 2305 and 2320 MHz and on all frequencies between 2345 and 2360 MHz that are outside the licensed band(s) of operation, not less than $55 + 10 \log(P)$ dB on all frequencies between 2320 and 2324 MHz and on all frequencies between 2341 and 2345 MHz, not less than $61 + 10 \log(P)$ dB on all frequencies between 2324 and 2328 MHz and on all frequencies between 2337 and 2341 MHz, and not less than $67 + 10 \log(P)$ dB on all frequencies between 2328 and 2337 MHz; By a factor of not less than $43 + 10 \log(P)$ dB on all frequencies between 2300 and 2305 MHz, 55



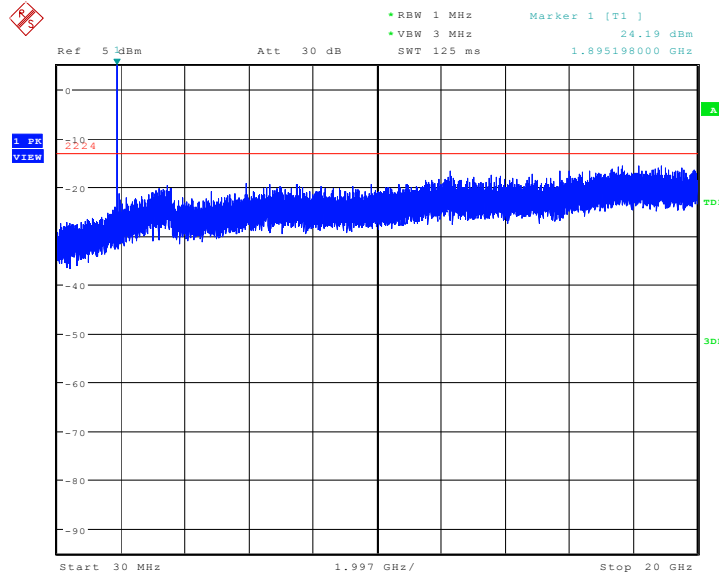
+ 10 log (P) dB on all frequencies between 2296 and 2300MHz, 61 + 10 log (P) dB on all frequencies between 2292 and 2296 MHz, 67 + 10 log (P) dB on all frequencies between 2288 and 2292 MHz, and 70 + 10 log (P) dB below 2288 MHz; By a factor of not less than 43 + 10 log (P) dB on all frequencies between 2360 and 2365 MHz, and not less than 70 + 10 log (P) dB above 2365 MHz.

A. 7.3 Measurement result

Only worst case result is given below

LTE band 2: 30MHz – 20GHz

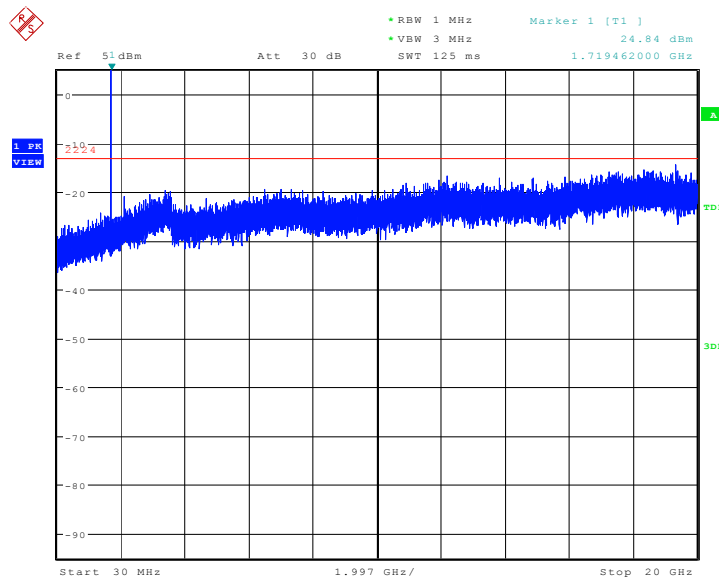
Spurious emission limit –13dBm.



Date: 14.AUG.2017 13:25:22

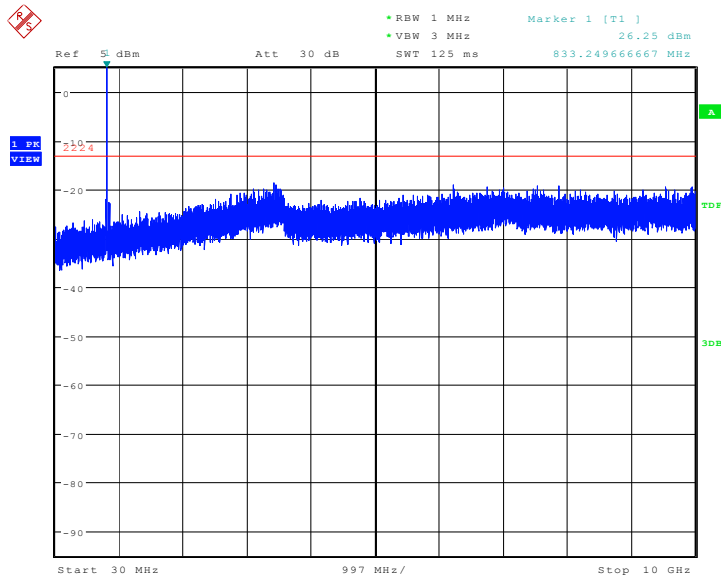
LTE band 4: 30MHz – 20GHz

Spurious emission limit –13dBm.



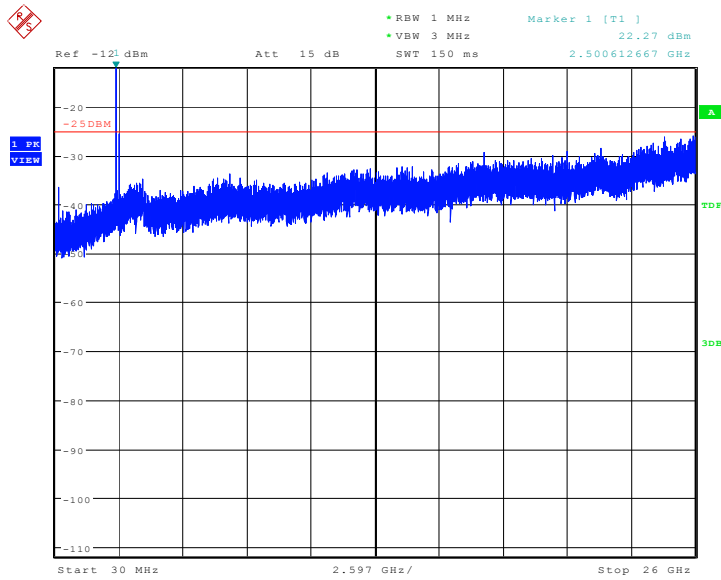
Date: 14.AUG.2017 13:28:23

LTE band 5: 30MHz – 10GHz
Spurious emission limit –13dBm.



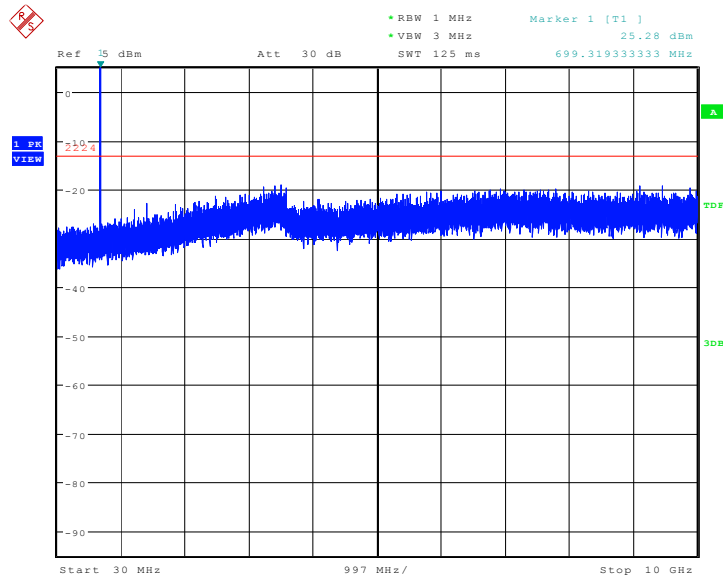
Date: 14.AUG.2017 13:34:00

LTE band 7: 30MHz – 26GHz
Spurious emission limit –13dBm.



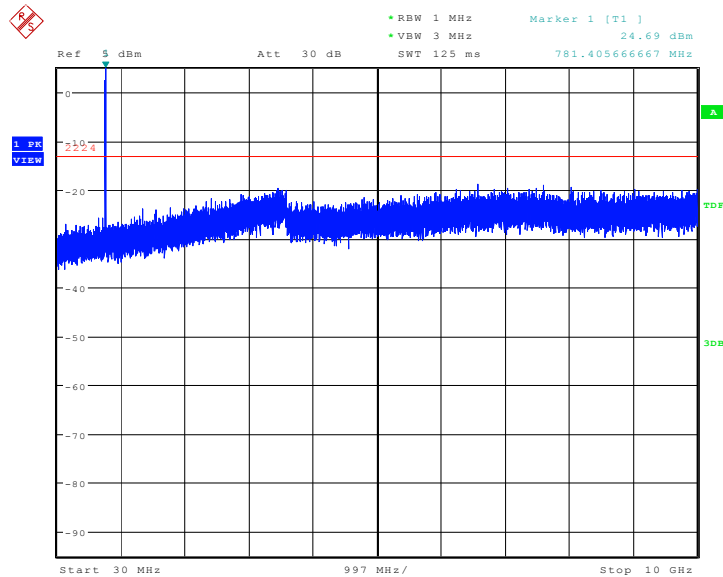
Date: 14.AUG.2017 13:39:32

LTE band 12: 30MHz – 10GHz
Spurious emission limit –13dBm.



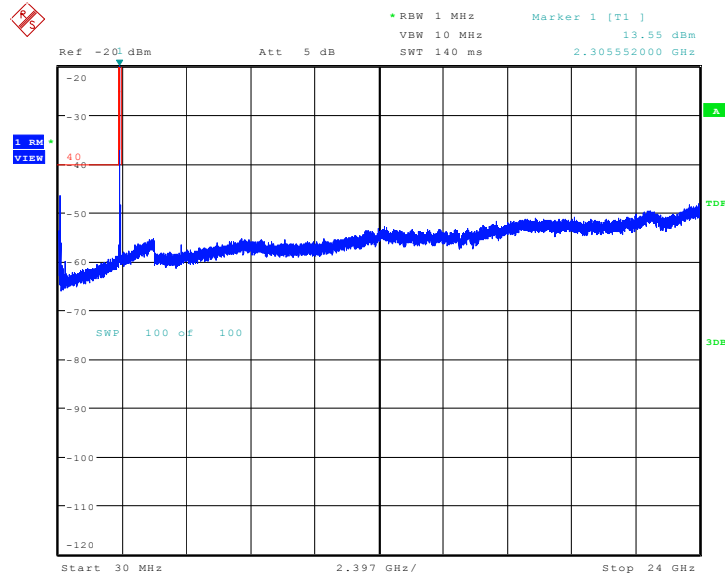
Date: 14.AUG.2017 13:43:53

LTE band 13: 30MHz – 10GHz
Spurious emission limit –13dBm.



Date: 14.AUG.2017 13:45:37

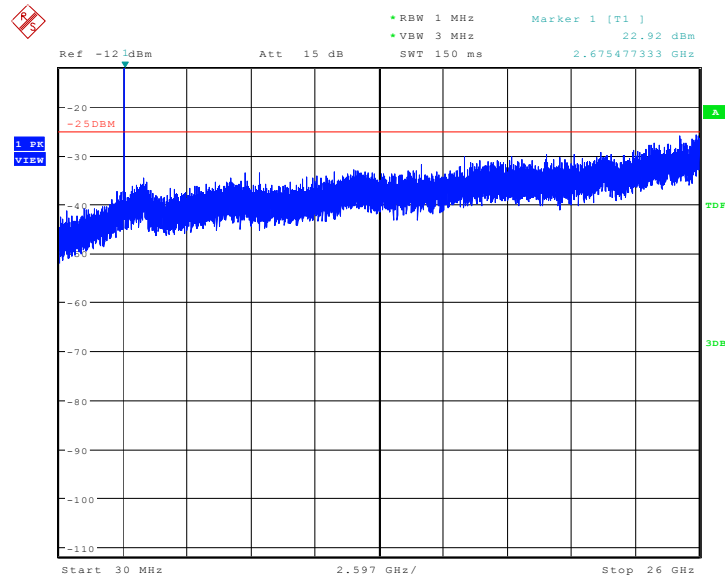
LTE band30: 30MHz – 24GHz



Date: 29.AUG.2017 10:36:53

LTE band 41: 30MHz – 26GHz

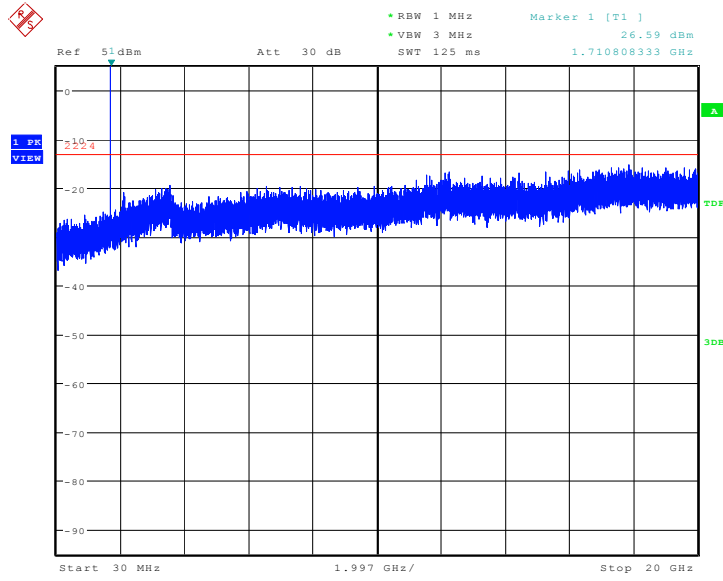
Spurious emission limit -13dBm.



Date: 14.AUG.2017 13:42:04



LTE band 66: 30MHz – 20GHz



Date: 17.AUG.2017 11:01:09

A.8 PEAK-TO-AVERAGE POWER RATIO

Reference

FCC: CFR Part 24.232 (d), 27.50(a)

The peak-to-average power ratio (PAPR) of the transmitter output power must not exceed 13 dB. The PAPR measurements should be made using either an instrument with complementary cumulative distribution function (CCDF) capabilities to determine that PAPR will not exceed 13 dB for more than 0.1 percent of the time or other Commission approved procedure. The measurement must be performed using a signal corresponding to the highest PAPR expected during periods of continuous transmission.

According to KDB 971168 5.7.1:

- a) Refer to instrument's analyzer instruction manual for details on how to use the power statistics/CCDF function;
- b) Set resolution/measurement bandwidth \geq signal's occupied bandwidth;
- c) Set the number of counts to a value that stabilizes the measured CCDF curve;
- d) Set the measurement interval to 1 ms
- e) Record the maximum PAPR level associated with a probability of 0.1%

A.8.1 Measurement limit

not exceed 13 dB

A.8.2 Measurement results

LTE band 2, 20MHz

Frequency(MHz)	PAPR(dB)	
1860.0	QPSK	16QAM
	6.92	7.50

LTE band 4, 20MHz

Frequency(MHz)	PAPR(dB)	
1745.0	QPSK	16QAM
	6.86	7.44

LTE band 7, 20MHz

Frequency(MHz)	PAPR(dB)	
2510.0	QPSK	16QAM
	7.05	7.47

LTE band 12,10MHz

Frequency(MHz)	PAPR(dB)	
707.5	QPSK	16QAM
	5.58	6.35



LTE band 13,10MHz

Frequency(MHz)	PAPR(dB)	
782.0	QPSK	16QAM
	5.29	6.19

LTE band 30,10MHz

Frequency(MHz)	PAPR(dB)	
2310.0	QPSK	16QAM
	6.12	6.99

LTE band 41, 5MHz

Frequency(MHz)	PAPR(dB)	
2680.0	QPSK	16QAM
	8.04	8.81

LTE band 66, 20MHz

Frequency(MHz)	PAPR(dB)	
1745.0	QPSK	16QAM
	6.92	7.53

ANNEX B: Accreditation Certificate

United States Department of Commerce
National Institute of Standards and Technology

NVLAP[®]

Certificate of Accreditation to ISO/IEC 17025:2005

NVLAP LAB CODE: 600118-0

Telecommunication Technology Labs, CAICT
Beijing
China

*is accredited by the National Voluntary Laboratory Accreditation Program for specific services,
listed on the Scope of Accreditation, for:*

Electromagnetic Compatibility & Telecommunications

*This laboratory is accredited in accordance with the recognized International Standard ISO/IEC 17025:2005.
This accreditation demonstrates technical competence for a defined scope and the operation of a laboratory quality
management system (refer to joint ISO-ILAC-IAF Communique dated January 2009).*

2016-09-29 through 2017-09-30
Effective Dates




For the National Voluntary Laboratory Accreditation Program

END OF REPORT