

RE - Power-5.125GHz-5.175GHz

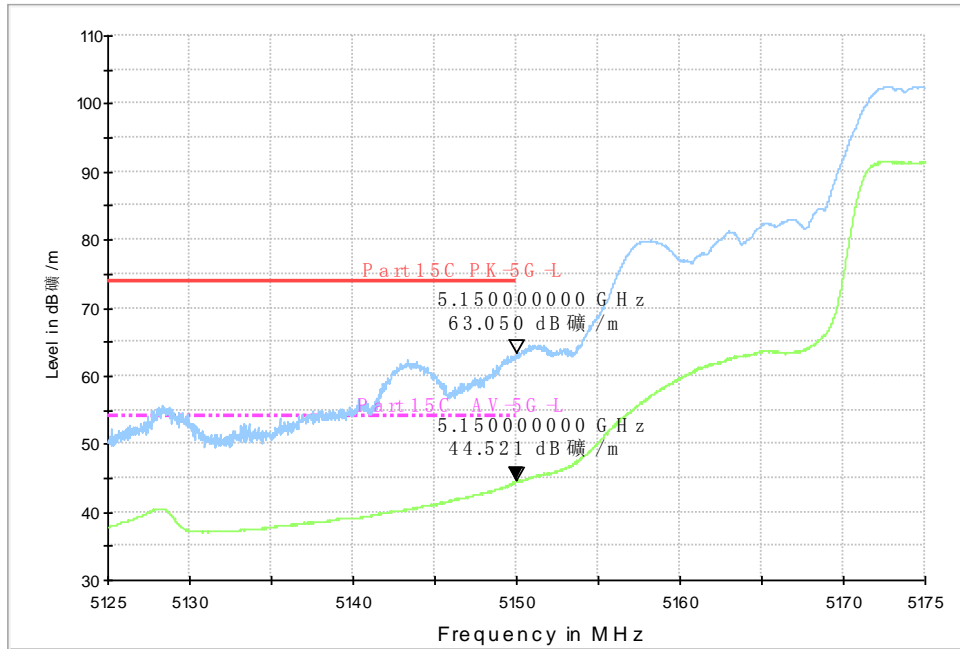


Fig. 58 Band Edges (802.11ac-HT20, 5180MHz)

RE - Power-5.325GHz-5.375GHz

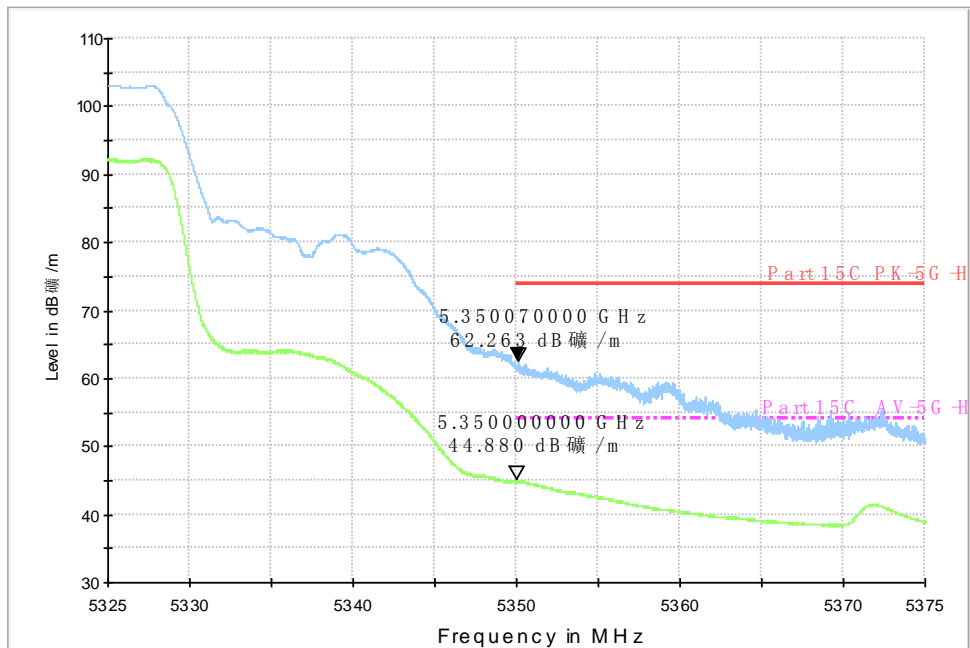


Fig. 59 Band Edges (802.11ac-HT20, 5320MHz)

RE - Power-5.45GHz-5.50GHz

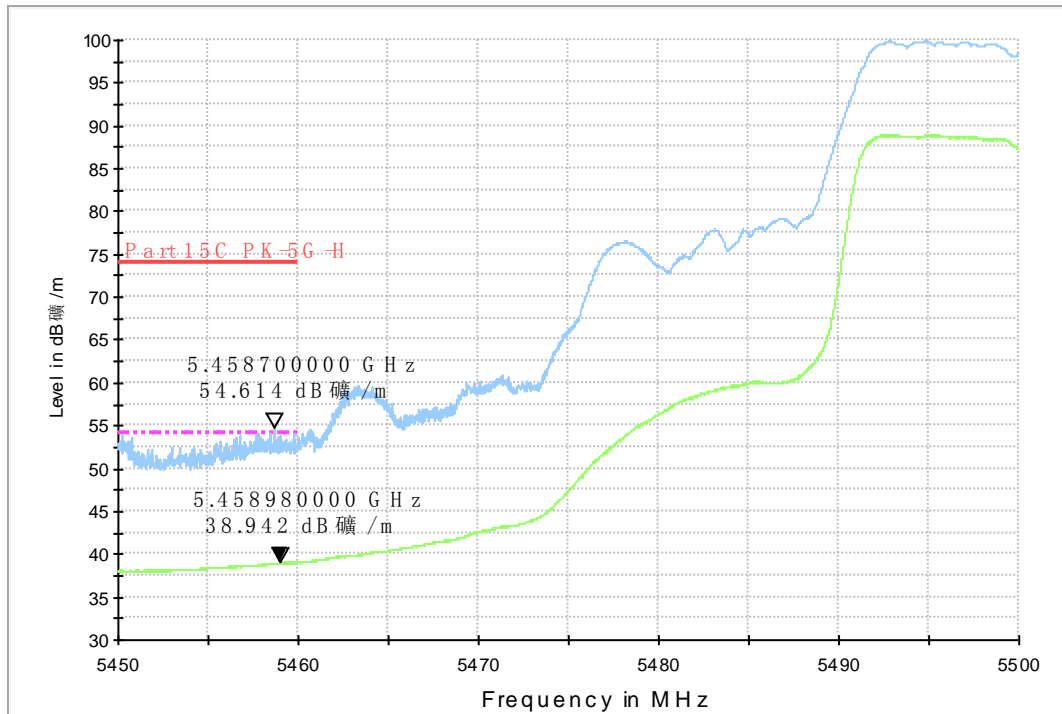


Fig. 60 Band Edges (802.11ac-HT20, 5500MHz)

RE - Power-5.70GHz-5.75GHz

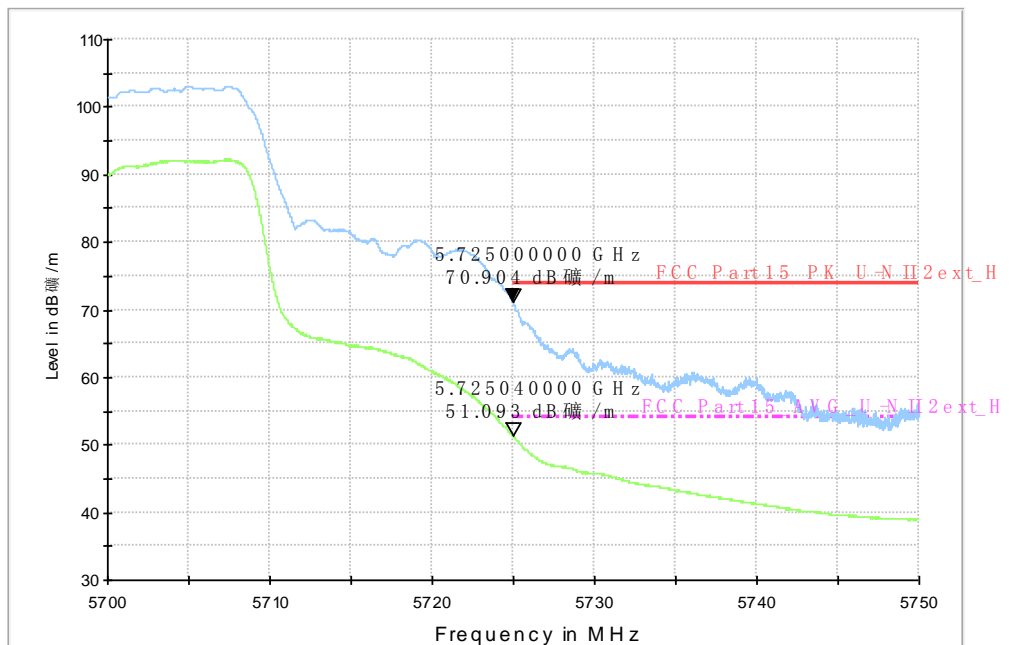


Fig. 61 Band Edges (802.11ac-HT20, 5700MHz)

RE - Power-5.125GHz-5.175GHz

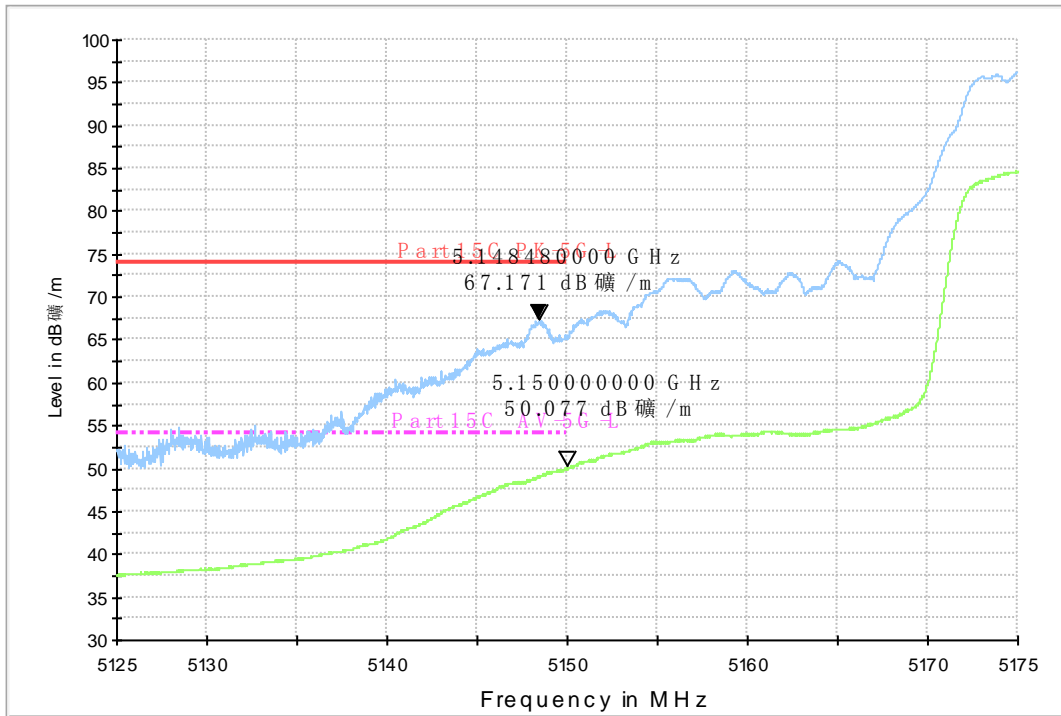


Fig. 62 Band Edges (802.11ac-HT40, 5190MHz)

RE - Power-5.325GHz-5.375GHz

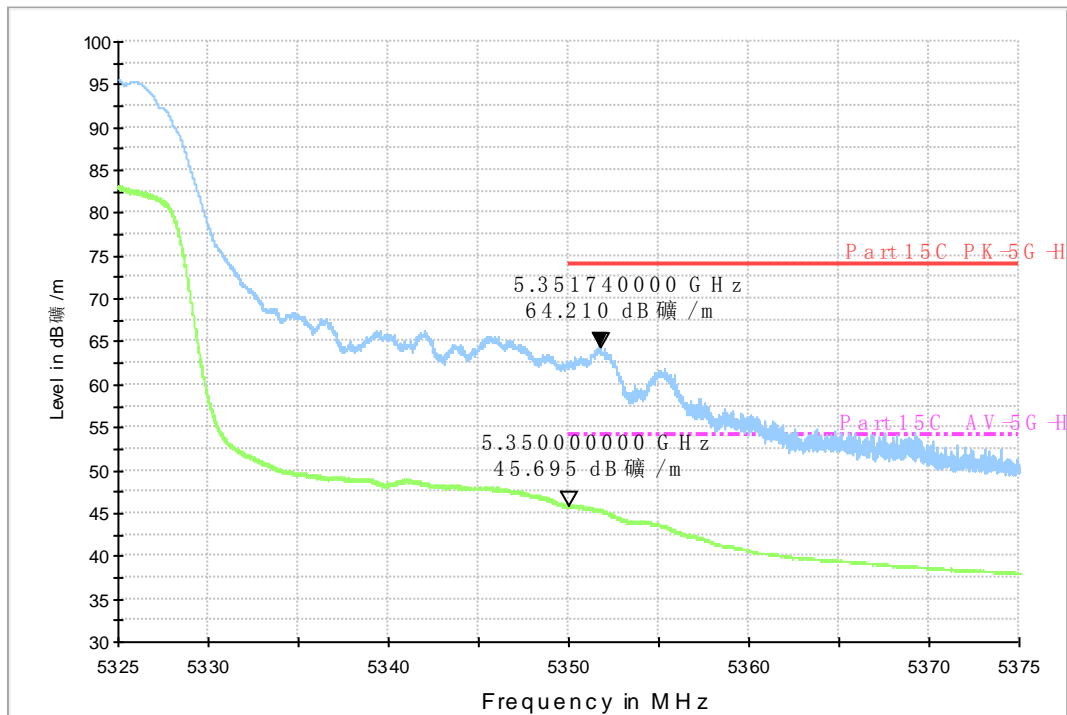


Fig. 63 Band Edges (802.11ac-HT40, 5310MHz)

RE - Power-5.45GHz-5.50GHz

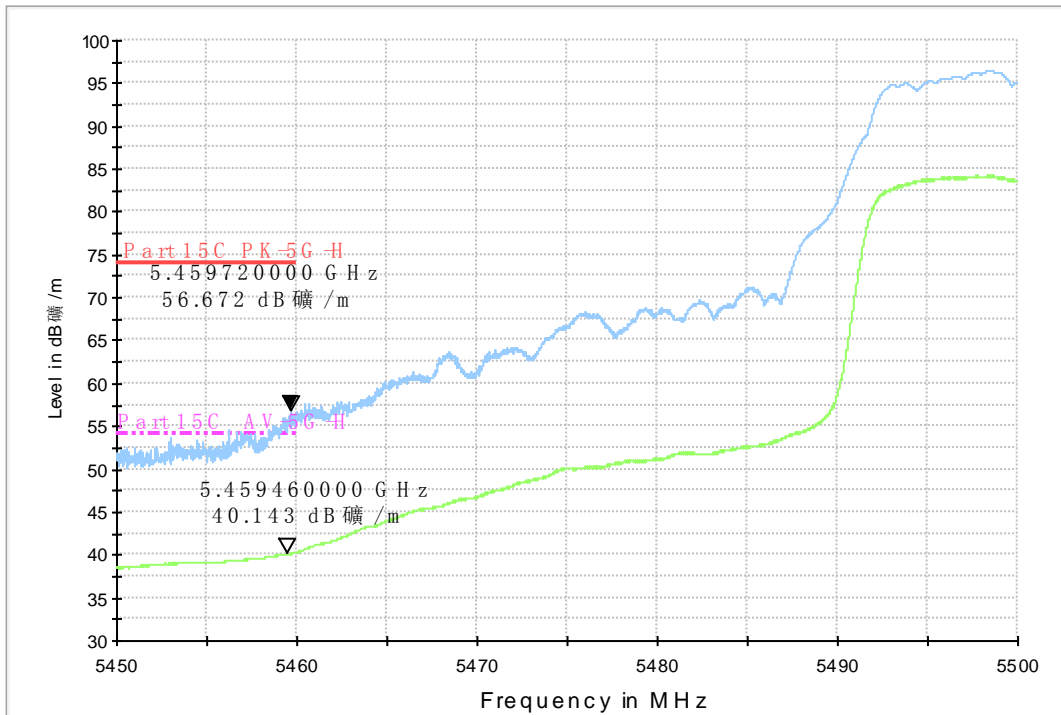


Fig. 64 Band Edges (802.11ac-HT40, 5510MHz)

RE - Power-5.70GHz-5.75GHz

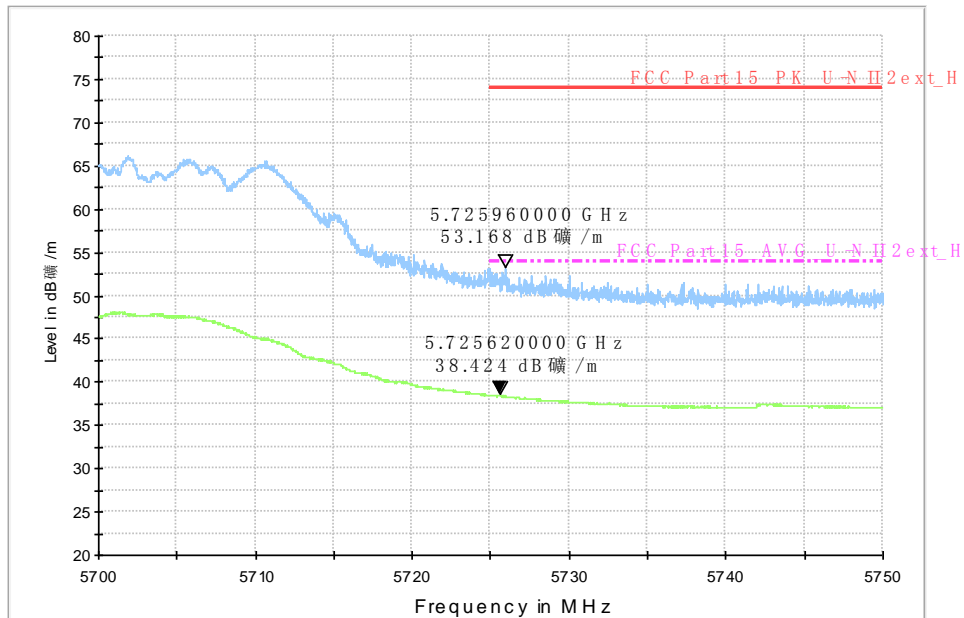


Fig. 65 Band Edges (802.11ac-HT40, 5670MHz)

RE - Power-5.125GHz-5.175GHz

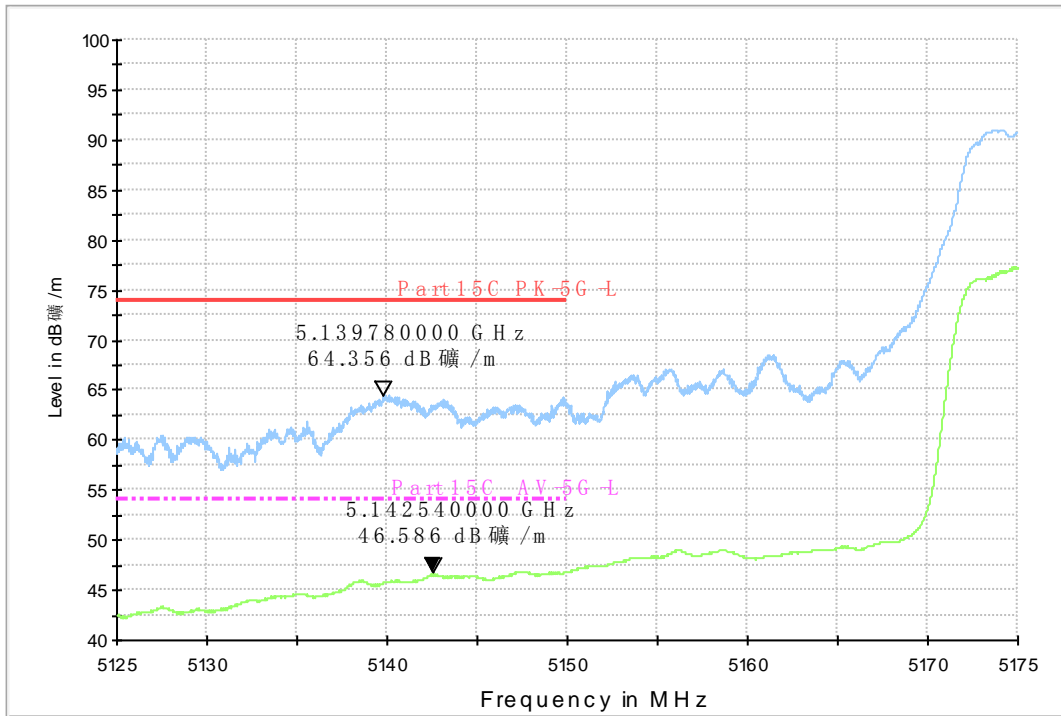


Fig. 66 Band Edges (802.11ac-HT80, 5210MHz)

RE - Power-5.325GHz-5.375GHz

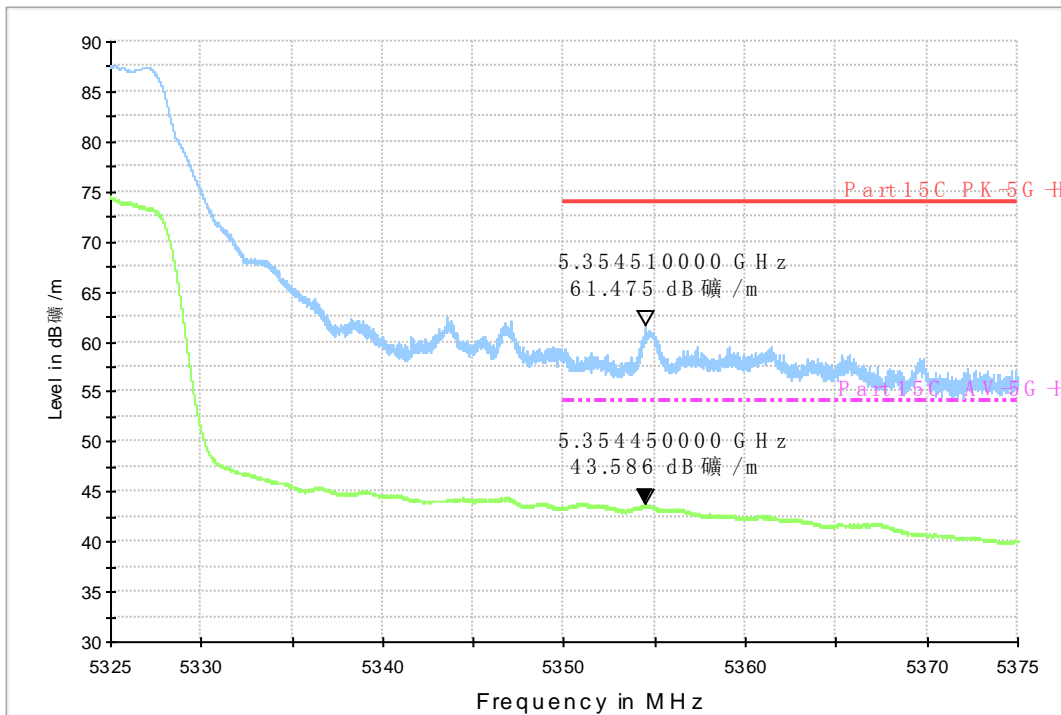


Fig. 67 Band Edges (802.11ac-HT80, 5290MHz)

RE - Power-5.45GHz-5.50GHz

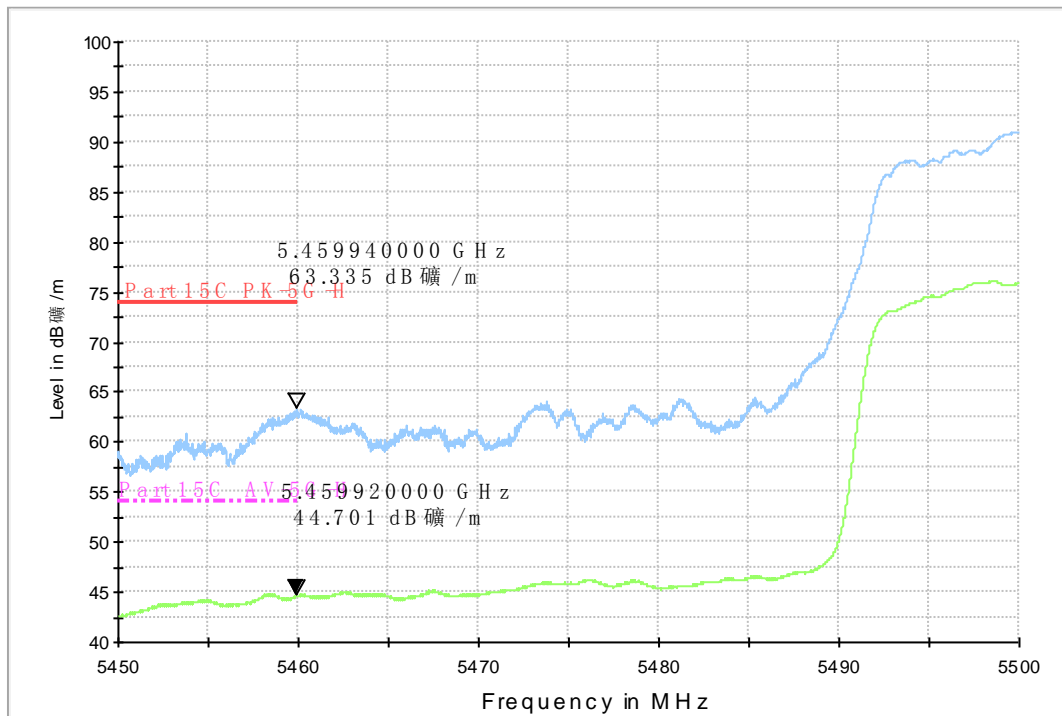


Fig. 68 Band Edges (802.11ac-HT80, 5530MHz)

A.6. Transmitter Spurious Emission

Measurement Limit:

Standard	Limit
FCC 47 CFR Part 15.407	-27 dBm/MHz

The measurement is made according to KDB 789033

In addition, radiated emissions which fall in the restricted bands, as defined in § 15.205(a), must also comply with the radiated emission limits specified in § 15.209(a) (see § 15.205(c)).

Limit in restricted band:

Frequency of emission (MHz)	Field strength(dBμV/m)	Measurement distance(m)
30-88	40.0	3
88-216	43.5	3
216-960	46.0	3
Above 960	54.0	3

Note: for frequency range below 960MHz, the limit in 15.209 is defined in 10m test distance. The limit used above is calculated from 10m to 3m

Measurement Results:

Note:

A "reference path loss" is established and the A_{Rpl} is the attenuation of "reference path loss", and including the gain of receive antenna, the gain of the preamplifier, the cable loss.

P_{Mea} is the field strength recorded from the instrument.

The measurement results are obtained as described below:

$$\text{Result} = P_{Mea} + A_{Rpl} = P_{Mea} + \text{Cable Loss} + \text{Antenna Factor}$$

AVERAGE Results:

802.11a

Channel 36

Frequency (MHz)	Meas. Result (dBμV/m)	Cable loss (dB)	Antenna Factor (dB/m)	Receiver Reading (dBμV)	Limit (dBμV/m)	Margin (dB)	Antenna Pol. (H/V)
5127.600	39.7	-33.2	34.4	38.41	54.0	14.3	H
5149.800	42.7	-32.9	34.4	41.15	54.0	11.3	H
10360.500	33.9	-29.8	37.9	25.75	54.0	20.1	H
15540.400	36.6	-26.3	40.1	22.81	54.0	17.4	H
17740.400	39.1	-24.1	41.0	22.24	54.0	14.9	H
17809.700	40.1	-23.0	41.0	22.15	54.0	13.9	H

Channel 40

Frequency (MHz)	Meas. Result	Cable loss	Antenna Factor	Receiver Reading	Limit (dBμV/m)	Margin (dB)	Antenna Pol.
-----------------	--------------	------------	----------------	------------------	----------------	-------------	--------------

	(dBμV/m)	(dB)	(dB/m)	(dBμV)			(H/V)
5147.700	40.0	-33.0	34.4	38.51	54.0	14.0	H
5252.400	39.4	-32.4	34.4	37.43	54.0	14.6	H
10399.000	35.0	-29.6	38.0	26.69	54.0	19.0	H
15599.800	37.4	-26.4	40.1	23.57	54.0	16.6	H
17742.600	39.0	-24.1	41.0	22.13	54.0	15.0	H
17810.800	40.1	-23.0	41.0	22.21	54.0	13.9	H

Channel 48

Frequency (MHz)	Meas. Result (dBμV/m)	Cable loss (dB)	Antenna Factor (dB/m)	Receiver Reading (dBμV)	Limit (dBμV/m)	Margin (dB)	Antenna Pol. (H/V)
5187.600	40.6	-32.4	34.4	38.59	54.0	13.4	H
5292.600	39.0	-32.1	34.5	36.66	54.0	15.0	H
10480.400	33.2	-30.7	38.1	25.74	54.0	20.8	H
15719.700	36.1	-26.4	40.2	22.32	54.0	17.9	H
17725.000	38.9	-24.4	41.0	22.27	54.0	15.1	H
17809.700	40.2	-23.0	41.0	22.20	54.0	13.8	H

Channel 52

Frequency (MHz)	Meas. Result (dBμV/m)	Cable loss (dB)	Antenna Factor (dB/m)	Receiver Reading (dBμV)	Limit (dBμV/m)	Margin (dB)	Antenna Pol. (H/V)
5207.600	40.8	-32.5	34.4	38.90	54.0	13.2	H
5312.800	38.7	-32.0	34.5	36.19	54.0	15.3	H
10520.000	33.3	-30.9	38.1	26.13	54.0	20.7	H
15780.200	35.9	-26.3	40.2	21.97	54.0	18.1	H
17737.100	39.3	-24.2	41.0	22.44	54.0	14.7	H
17808.600	40.3	-23.0	41.0	22.36	54.0	13.7	H

Channel 56

Frequency (MHz)	Meas. Result (dBμV/m)	Cable loss (dB)	Antenna Factor (dB/m)	Receiver Reading (dBμV)	Limit (dBμV/m)	Margin (dB)	Antenna Pol. (H/V)
5227.600	40.6	-32.5	34.4	38.72	54.0	13.4	H
5332.400	39.4	-31.9	34.5	36.74	54.0	14.6	H
10559.600	35.6	-30.2	38.1	27.62	54.0	18.4	H
15839.600	37.0	-26.2	40.3	22.94	54.0	17.0	H
17734.900	39.2	-24.2	41.0	22.43	54.0	14.8	H
17811.900	40.5	-23.0	41.0	22.55	54.0	13.5	H

Channel 64

Frequency (MHz)	Meas. Result (dBμV/m)	Cable loss (dB)	Antenna Factor (dB/m)	Receiver Reading (dBμV)	Limit (dBμV/m)	Margin (dB)	Antenna Pol. (H/V)
5355.200	42.6	-31.9	34.6	39.95	54.0	11.4	H
5372.400	40.3	-32.0	34.6	37.74	54.0	13.7	H
10639.900	34.7	-29.3	38.2	25.83	54.0	19.3	H
15959.500	37.0	-25.8	40.5	22.41	54.0	17.0	H
17738.200	39.3	-24.2	41.0	22.41	54.0	14.7	H
17808.600	40.4	-23.0	41.0	22.42	54.0	13.6	H

Channel 100

Frequency (MHz)	Meas. Result (dBμV/m)	Cable loss (dB)	Antenna Factor (dB/m)	Receiver Reading (dBμV)	Limit (dBμV/m)	Margin (dB)	Antenna Pol. (H/V)
5447.625	39.4	-32.0	34.7	36.67	54.0	14.6	H
5553.246	38.2	-32.5	34.8	35.95	54.0	15.8	H
10999.600	34.5	-30.2	38.2	26.48	54.0	19.5	H
16499.600	37.4	-26.0	41.1	22.23	54.0	16.6	H
17725.000	39.1	-24.4	41.0	22.46	54.0	14.9	H
17808.600	40.4	-23.0	41.0	22.45	54.0	13.6	H

Channel 120

Frequency (MHz)	Meas. Result (dBμV/m)	Cable loss (dB)	Antenna Factor (dB/m)	Receiver Reading (dBμV)	Limit (dBμV/m)	Margin (dB)	Antenna Pol. (H/V)
5547.613	41.5	-32.5	34.8	39.23	54.0	12.5	H
5652.483	42.8	-32.5	34.9	40.47	54.0	11.2	H
11199.800	35.0	-30.1	38.4	26.73	54.0	19.0	H
16799.900	37.6	-26.2	41.5	22.26	54.0	16.4	H
17729.400	39.2	-24.3	41.0	22.48	54.0	14.8	H
17809.700	40.3	-23.0	41.0	22.34	54.0	13.7	H

Channel 140

Frequency (MHz)	Meas. Result (dBμV/m)	Cable loss (dB)	Antenna Factor (dB/m)	Receiver Reading (dBμV)	Limit (dBμV/m)	Margin (dB)	Antenna Pol. (H/V)
5725.230	46.2	-33.0	34.9	44.27	54.0	7.8	H
5726.340	45.3	-33.0	34.9	43.41	54.0	8.7	H
11400.000	35.9	-30.2	38.6	27.58	54.0	18.1	H
17100.200	38.1	-25.5	41.3	22.28	54.0	15.9	H
17738.200	39.3	-24.2	41.0	22.49	54.0	14.7	H
17803.100	40.2	-23.1	41.0	22.39	54.0	13.8	H

802.11n-HT20

Channel 36

Frequency (MHz)	Meas. Result (dBμV/m)	Cable loss (dB)	Antenna Factor (dB/m)	Receiver Reading (dBμV)	Limit (dBμV/m)	Margin (dB)	Antenna Pol. (H/V)
5128.200	39.6	-33.2	34.4	38.28	54.0	14.5	H
5149.800	43.5	-32.9	34.4	42.02	54.0	10.5	H
15359.400	34.8	-26.6	40.0	21.40	54.0	19.2	H
15540.400	36.9	-26.3	40.1	23.07	54.0	17.1	H
17731.600	39.1	-24.3	41.0	22.32	54.0	14.9	H
17810.800	40.1	-23.0	41.0	22.18	54.0	13.9	H

Channel 40

Frequency (MHz)	Meas. Result (dBμV/m)	Cable loss (dB)	Antenna Factor (dB/m)	Receiver Reading (dBμV)	Limit (dBμV/m)	Margin (dB)	Antenna Pol. (H/V)
5148.300	39.9	-33.0	34.4	38.46	54.0	14.1	H
5251.800	40.3	-32.4	34.4	38.29	54.0	13.7	H
10400.100	34.8	-29.6	38.0	26.44	54.0	19.2	H
15599.800	36.8	-26.4	40.1	23.05	54.0	17.2	H
17738.200	39.2	-24.2	41.0	22.38	54.0	14.8	H
17810.800	40.2	-23.0	41.0	22.27	54.0	13.8	H

Channel 48

Frequency (MHz)	Meas. Result (dBμV/m)	Cable loss (dB)	Antenna Factor (dB/m)	Receiver Reading (dBμV)	Limit (dBμV/m)	Margin (dB)	Antenna Pol. (H/V)
5188.200	41.9	-32.4	34.4	39.96	54.0	12.1	H
5291.700	40.3	-32.1	34.5	37.94	54.0	13.7	H
10480.400	33.7	-30.7	38.1	26.24	54.0	20.3	H
15719.700	36.1	-26.4	40.2	22.30	54.0	17.9	H
17737.100	39.2	-24.2	41.0	22.32	54.0	14.8	H
17813.000	40.1	-23.0	40.9	22.19	54.0	13.9	H

Channel 52

Frequency (MHz)	Meas. Result (dBμV/m)	Cable loss (dB)	Antenna Factor (dB/m)	Receiver Reading (dBμV)	Limit (dBμV/m)	Margin (dB)	Antenna Pol. (H/V)
5208.604	42.8	-32.5	34.4	40.89	54.0	11.2	H
5312.456	44.9	-32.0	34.5	42.36	54.0	9.1	H
10520.000	34.5	-30.9	38.1	27.29	54.0	19.5	H
15780.200	36.2	-26.3	40.2	22.28	54.0	17.8	H
17733.800	39.2	-24.2	41.0	22.43	54.0	14.8	H
17808.600	40.4	-23.0	41.0	22.44	54.0	13.6	H

Channel 56

Frequency (MHz)	Meas. Result (dBμV/m)	Cable loss (dB)	Antenna Factor (dB/m)	Receiver Reading (dBμV)	Limit (dBμV/m)	Margin (dB)	Antenna Pol. (H/V)
5228.320	39.2	-32.5	34.4	37.28	54.0	14.8	H
5332.450	40.6	-31.9	34.5	37.92	54.0	13.4	H
10559.600	34.7	-30.2	38.1	26.73	54.0	19.3	H
15839.600	36.9	-26.2	40.3	22.84	54.0	17.1	H
17736.000	39.2	-24.2	41.0	22.43	54.0	14.8	H
17807.500	40.3	-23.0	41.0	22.42	54.0	13.7	H

Channel 64

Frequency (MHz)	Meas. Result (dBμV/m)	Cable loss (dB)	Antenna Factor (dB/m)	Receiver Reading (dBμV)	Limit (dBμV/m)	Margin (dB)	Antenna Pol. (H/V)
5350.000	44.2	-31.9	34.6	41.53	54.0	9.8	H
5372.000	41.0	-32.0	34.6	38.35	54.0	13.0	H
10639.900	35.0	-29.3	38.2	26.16	54.0	19.0	H
15959.500	37.0	-25.8	40.5	22.36	54.0	17.0	H
17737.100	39.2	-24.2	41.0	22.41	54.0	14.8	H
17807.500	40.4	-23.0	41.0	22.43	54.0	13.6	H

Channel 100

Frequency (MHz)	Meas. Result (dBμV/m)	Cable loss (dB)	Antenna Factor (dB/m)	Receiver Reading (dBμV)	Limit (dBμV/m)	Margin (dB)	Antenna Pol. (H/V)
5449.231	38.0	-32.0	34.7	35.28	54.0	16.0	H
5458.620	37.6	-32.0	34.7	34.85	54.0	16.4	H
10999.600	34.6	-30.2	38.2	26.58	54.0	19.4	H
16499.600	37.3	-26.0	41.1	22.18	54.0	16.7	H
17726.100	39.0	-24.4	41.0	22.37	54.0	15.0	H
17799.800	40.2	-23.2	41.0	22.35	54.0	13.8	H

Channel 120

Frequency (MHz)	Meas. Result (dB μ V/m)	Cable loss (dB)	Antenna Factor (dB/m)	Receiver Reading (dB μ V)	Limit (dB μ V/m)	Margin (dB)	Antenna Pol. (H/V)
5546.860	41.0	-32.5	34.8	38.71	54.0	13.0	H
5653.480	41.8	-32.5	34.9	39.44	54.0	12.2	H
11199.800	34.7	-30.1	38.4	26.37	54.0	19.3	H
16799.900	37.6	-26.2	41.5	22.27	54.0	16.4	H
17729.400	39.2	-24.3	41.0	22.48	54.0	14.8	H
17810.800	40.4	-23.0	41.0	22.48	54.0	13.6	H

Channel 140

Frequency (MHz)	Meas. Result (dB μ V/m)	Cable loss (dB)	Antenna Factor (dB/m)	Receiver Reading (dB μ V)	Limit (dB μ V/m)	Margin (dB)	Antenna Pol. (H/V)
5728.569	43.2	-33.0	34.9	41.29	54.0	10.8	H
5726.438	44.8	-33.0	34.9	42.88	54.0	9.2	H
11400.000	34.7	-30.2	38.6	26.36	54.0	19.3	H
17100.200	38.2	-25.5	41.3	22.32	54.0	15.8	H
17727.200	39.2	-24.3	41.0	22.48	54.0	14.8	H
17809.700	40.3	-23.0	41.0	22.38	54.0	13.7	H

802.11n-HT40

Channel 38

Frequency (MHz)	Meas. Result (dB μ V/m)	Cable loss (dB)	Antenna Factor (dB/m)	Receiver Reading (dB μ V)	Limit (dB μ V/m)	Margin (dB)	Antenna Pol. (H/V)
5148.892	45.4	-33.0	34.4	43.88	54.0	8.6	H
5146.814	44.5	-33.0	34.4	43.00	54.0	9.5	H
10380.300	34.9	-29.7	38.0	26.61	54.0	19.1	H
15570.100	36.7	-26.3	40.1	22.89	54.0	17.3	H
17737.100	39.1	-24.2	41.0	22.27	54.0	14.9	H
17805.300	40.2	-23.1	41.0	22.32	54.0	13.8	H

Channel 46

Frequency (MHz)	Meas. Result (dBμV/m)	Cable loss (dB)	Antenna Factor (dB/m)	Receiver Reading (dBμV)	Limit (dBμV/m)	Margin (dB)	Antenna Pol. (H/V)
5126.430	37.5	-33.2	34.4	36.23	54.0	16.5	H
5332.452	38.1	-31.9	34.5	35.44	54.0	15.9	H
10459.500	34.4	-30.4	38.1	26.75	54.0	19.6	H
15690.000	36.5	-26.4	40.2	22.70	54.0	17.5	H
17729.400	39.1	-24.3	41.0	22.37	54.0	14.9	H
17810.800	40.3	-23.0	41.0	22.32	54.0	13.7	H

Channel 54

Frequency (MHz)	Meas. Result (dBμV/m)	Cable loss (dB)	Antenna Factor (dB/m)	Receiver Reading (dBμV)	Limit (dBμV/m)	Margin (dB)	Antenna Pol. (H/V)
5166.345	37.4	-32.7	34.4	35.66	54.0	16.6	H
5372.846	37.4	-32.0	34.6	34.79	54.0	16.6	H
10539.800	34.9	-30.5	38.1	27.27	54.0	19.1	H
15809.900	36.6	-26.3	40.3	22.62	54.0	17.4	H
17737.100	39.3	-24.2	41.0	22.47	54.0	14.7	H
17809.700	40.4	-23.0	41.0	22.41	54.0	13.6	H

Channel 62

Frequency (MHz)	Meas. Result (dBμV/m)	Cable loss (dB)	Antenna Factor (dB/m)	Receiver Reading (dBμV)	Limit (dBμV/m)	Margin (dB)	Antenna Pol. (H/V)
5350.560	44.6	-31.9	34.6	41.91	54.0	9.4	H
5354.426	42.6	-31.9	34.6	39.89	54.0	11.4	H
10620.100	35.5	-29.2	38.1	26.48	54.0	18.5	H
15929.800	36.8	-25.9	40.4	22.25	54.0	17.2	H
17734.900	39.3	-24.2	41.0	22.47	54.0	14.7	H
17807.500	40.4	-23.0	41.0	22.44	54.0	13.6	H

Channel 102

Frequency (MHz)	Meas. Result (dBμV/m)	Cable loss (dB)	Antenna Factor (dB/m)	Receiver Reading (dBμV)	Limit (dBμV/m)	Margin (dB)	Antenna Pol. (H/V)
5450.423	38.4	-32.0	34.7	35.69	54.0	15.6	H
5459.680	38.9	-32.0	34.7	36.24	54.0	15.1	H
11020.000	34.9	-30.4	38.2	27.04	54.0	19.1	H
16530.000	37.5	-26.0	41.1	22.28	54.0	16.5	H
17809.704	40.4	-23.0	41.0	22.47	54.0	13.6	H
17903.245	38.9	-24.3	40.9	22.28	54.0	15.1	H

Channel 118

Frequency (MHz)	Meas. Result (dBμV/m)	Cable loss (dB)	Antenna Factor (dB/m)	Receiver Reading (dBμV)	Limit (dBμV/m)	Margin (dB)	Antenna Pol. (H/V)
5486.803	36.7	-32.2	34.8	34.08	54.0	17.3	H
5692.426	38.9	-32.7	34.9	36.65	54.0	15.1	H
11180.000	35.0	-30.0	38.3	26.68	54.0	19.0	H
16770.000	37.4	-26.2	41.5	22.08	54.0	16.7	H
17738.200	39.3	-24.2	41.0	22.45	54.0	14.7	H
17827.306	39.9	-23.2	40.9	22.25	54.0	14.1	H

Channel 134

Frequency (MHz)	Meas. Result (dBμV/m)	Cable loss (dB)	Antenna Factor (dB/m)	Receiver Reading (dBμV)	Limit (dBμV/m)	Margin (dB)	Antenna Pol. (H/V)
5727.482	39.0	-33.0	34.9	37.06	54.0	15.0	H
5729.658	38.9	-33.0	34.9	36.98	54.0	15.1	H
11340.000	34.9	-30.3	38.5	26.68	54.0	19.1	H
17010.000	38.3	-25.6	41.4	22.48	54.0	15.7	H
17836.124	39.5	-23.4	40.9	21.87	54.0	14.6	H
17789.903	39.7	-23.3	41.0	22.09	54.0	14.3	H

802.11ac-HT20

Channel 36

Frequency (MHz)	Meas. Result (dBμV/m)	Cable loss (dB)	Antenna Factor (dB/m)	Receiver Reading (dBμV)	Limit (dBμV/m)	Margin (dB)	Antenna Pol. (H/V)
5128.200	39.4	-33.2	34.4	38.13	54.0	14.6	H
5149.800	43.0	-32.9	34.4	41.53	54.0	11.0	H
10360.500	35.3	-29.8	37.9	27.21	54.0	18.7	H
15540.400	37.1	-26.3	40.1	23.27	54.0	16.9	H
17739.300	39.2	-24.1	41.0	22.29	54.0	14.8	H
17804.200	40.1	-23.1	41.0	22.26	54.0	13.9	H

Channel 40

Frequency (MHz)	Meas. Result (dBμV/m)	Cable loss (dB)	Antenna Factor (dB/m)	Receiver Reading (dBμV)	Limit (dBμV/m)	Margin (dB)	Antenna Pol. (H/V)
5148.600	39.4	-33.0	34.4	37.95	54.0	14.6	H
5251.800	39.9	-32.4	34.4	37.90	54.0	14.1	H
10400.100	35.8	-29.6	38.0	27.48	54.0	18.2	H
15599.800	37.0	-26.4	40.1	23.26	54.0	17.0	H
17733.800	39.1	-24.2	41.0	22.34	54.0	14.9	H
17809.700	40.2	-23.0	41.0	22.26	54.0	13.8	H

Channel 48

Frequency (MHz)	Meas. Result (dBμV/m)	Cable loss (dB)	Antenna Factor (dB/m)	Receiver Reading (dBμV)	Limit (dBμV/m)	Margin (dB)	Antenna Pol. (H/V)
5188.500	40.4	-32.4	34.4	38.42	54.0	13.6	H
5291.700	39.4	-32.1	34.5	37.00	54.0	14.6	H
10479.300	35.8	-30.6	38.1	28.39	54.0	18.2	H
15719.700	36.7	-26.4	40.2	22.89	54.0	17.3	H
17725.000	39.0	-24.4	41.0	22.33	54.0	15.0	H
17816.300	40.0	-23.1	40.9	22.10	54.0	14.0	H

Channel 52

Frequency (MHz)	Meas. Result (dBμV/m)	Cable loss (dB)	Antenna Factor (dB/m)	Receiver Reading (dBμV)	Limit (dBμV/m)	Margin (dB)	Antenna Pol. (H/V)
5208.632	40.7	-32.5	34.4	38.79	54.0	13.3	H
5312.462	42.7	-32.0	34.5	40.21	54.0	11.3	H
10520.000	33.5	-30.9	38.1	26.27	54.0	20.5	H
15780.200	35.9	-26.3	40.2	22.03	54.0	18.1	H
17736.000	39.3	-24.2	41.0	22.46	54.0	14.7	H
17808.600	40.3	-23.0	41.0	22.39	54.0	13.7	H

Channel 56

Frequency (MHz)	Meas. Result (dBμV/m)	Cable loss (dB)	Antenna Factor (dB/m)	Receiver Reading (dBμV)	Limit (dBμV/m)	Margin (dB)	Antenna Pol. (H/V)
5228.022	40.1	-32.5	34.4	38.22	54.0	13.9	H
5331.625	42.6	-31.9	34.5	39.91	54.0	11.4	H
10559.600	34.6	-30.2	38.1	26.60	54.0	19.4	H
15839.600	36.9	-26.2	40.3	22.85	54.0	17.1	H
17738.200	39.3	-24.2	41.0	22.41	54.0	14.7	H
17809.700	40.4	-23.0	41.0	22.45	54.0	13.6	H

Channel 64

Frequency (MHz)	Meas. Result (dBμV/m)	Cable loss (dB)	Antenna Factor (dB/m)	Receiver Reading (dBμV)	Limit (dBμV/m)	Margin (dB)	Antenna Pol. (H/V)
5350.000	43.2	-31.9	34.6	40.49	54.0	10.8	H
5371.600	40.3	-32.0	34.6	37.66	54.0	13.7	H
10639.900	34.8	-29.3	38.2	25.96	54.0	19.2	H
15959.500	37.0	-25.8	40.5	22.38	54.0	17.0	H
17736.000	39.3	-24.2	41.0	22.47	54.0	14.7	H
17808.600	40.4	-23.0	41.0	22.44	54.0	13.6	H

Channel 100

Frequency (MHz)	Meas. Result (dB μ V/m)	Cable loss (dB)	Antenna Factor (dB/m)	Receiver Reading (dB μ V)	Limit (dB μ V/m)	Margin (dB)	Antenna Pol. (H/V)
5451.234	39.9	-32.0	34.7	37.15	54.0	14.1	H
5459.683	40.2	-32.0	34.7	37.52	54.0	13.8	H
10999.600	34.3	-30.2	38.2	26.30	54.0	19.7	H
16499.600	37.4	-26.0	41.1	22.27	54.0	16.6	H
17725.000	39.1	-24.4	41.0	22.43	54.0	14.9	H
17797.600	40.1	-23.2	41.0	22.36	54.0	13.9	H

Channel 120

Frequency (MHz)	Meas. Result (dB μ V/m)	Cable loss (dB)	Antenna Factor (dB/m)	Receiver Reading (dB μ V)	Limit (dB μ V/m)	Margin (dB)	Antenna Pol. (H/V)
5651.623	43.3	-32.5	34.9	41.01	54.0	10.7	H
5549.628	42.1	-32.5	34.8	39.82	54.0	11.9	H
11199.800	34.6	-30.1	38.4	26.34	54.0	19.4	H
16799.900	37.6	-26.2	41.5	22.29	54.0	16.4	H
17739.300	39.3	-24.1	41.0	22.40	54.0	14.7	H
17808.600	40.4	-23.0	41.0	22.42	54.0	13.6	H

Channel 140

Frequency (MHz)	Meas. Result (dB μ V/m)	Cable loss (dB)	Antenna Factor (dB/m)	Receiver Reading (dB μ V)	Limit (dB μ V/m)	Margin (dB)	Antenna Pol. (H/V)
5733.623	42.4	-33.0	34.9	40.46	54.0	11.6	H
5751.623	41.6	-32.9	34.9	39.55	54.0	12.4	H
11400.000	34.8	-30.2	38.6	26.42	54.0	19.2	H
17100.200	38.1	-25.5	41.3	22.29	54.0	15.9	H
17736.000	39.3	-24.2	41.0	22.52	54.0	14.7	H
17803.100	40.4	-23.1	41.0	22.52	54.0	13.6	H

802.11ac-HT40

Channel 38

Frequency (MHz)	Meas. Result (dBμV/m)	Cable loss (dB)	Antenna Factor (dB/m)	Receiver Reading (dBμV)	Limit (dBμV/m)	Margin (dB)	Antenna Pol. (H/V)
5146.500	43.7	-33.0	34.4	42.26	54.0	10.3	H
5149.800	45.4	-32.9	34.4	43.89	54.0	8.6	H
10380.300	35.0	-29.7	38.0	26.71	54.0	19.0	H
15570.100	36.8	-26.3	40.1	23.02	54.0	17.2	H
17731.600	39.1	-24.3	41.0	22.31	54.0	14.9	H
17809.700	40.3	-23.0	41.0	22.30	54.0	13.7	H

Channel 46

Frequency (MHz)	Meas. Result (dBμV/m)	Cable loss (dB)	Antenna Factor (dB/m)	Receiver Reading (dBμV)	Limit (dBμV/m)	Margin (dB)	Antenna Pol. (H/V)
5159.700	36.5	-32.8	34.4	34.85	54.0	17.5	H
5291.100	37.1	-32.1	34.5	34.77	54.0	16.9	H
10459.500	33.6	-30.4	38.1	25.88	54.0	20.4	H
15690.000	36.3	-26.4	40.2	22.54	54.0	17.7	H
17728.300	39.1	-24.3	41.0	22.37	54.0	14.9	H
17817.400	40.0	-23.1	40.9	22.15	54.0	14.0	H

Channel 54

Frequency (MHz)	Meas. Result (dBμV/m)	Cable loss (dB)	Antenna Factor (dB/m)	Receiver Reading (dBμV)	Limit (dBμV/m)	Margin (dB)	Antenna Pol. (H/V)
5167.231	38.8	-32.7	34.4	37.06	54.0	15.2	H
5363.670	39.0	-31.9	34.6	36.35	54.0	15.0	H
10540.900	34.0	-30.5	38.1	26.44	54.0	20.0	H
15809.900	36.5	-26.3	40.3	22.60	54.0	17.5	H
17734.900	39.3	-24.2	41.0	22.49	54.0	14.7	H
17799.800	40.2	-23.2	41.0	22.35	54.0	13.8	H

Channel 62

Frequency (MHz)	Meas. Result (dBμV/m)	Cable loss (dB)	Antenna Factor (dB/m)	Receiver Reading (dBμV)	Limit (dBμV/m)	Margin (dB)	Antenna Pol. (H/V)
5355.200	41.5	-31.9	34.6	38.79	54.0	12.5	H
5361.200	39.0	-31.9	34.6	36.36	54.0	15.0	H
10620.100	36.8	-29.2	38.1	27.80	54.0	17.2	H
15929.800	36.9	-25.9	40.4	22.43	54.0	17.1	H
17739.200	39.3	-24.1	41.0	22.43	54.0	14.7	H
17809.700	40.4	-23.0	41.0	22.45	54.0	13.6	H

Channel 102

Frequency (MHz)	Meas. Result (dBμV/m)	Cable loss (dB)	Antenna Factor (dB/m)	Receiver Reading (dBμV)	Limit (dBμV/m)	Margin (dB)	Antenna Pol. (H/V)
5451.658	37.9	-32.0	34.7	35.14	54.0	16.1	H
5458.697	38.4	-32.0	34.7	35.71	54.0	15.6	H
11020.000	34.8	-30.4	38.2	27.02	54.0	19.2	H
16530.000	37.6	-26.0	41.1	22.43	54.0	16.4	H
17729.458	39.2	-24.3	41.0	22.46	54.0	14.8	H
17899.942	39.1	-24.2	40.9	22.42	54.0	14.9	H

Channel 118

Frequency (MHz)	Meas. Result (dBμV/m)	Cable loss (dB)	Antenna Factor (dB/m)	Receiver Reading (dBμV)	Limit (dBμV/m)	Margin (dB)	Antenna Pol. (H/V)
5507.623	37.0	-32.3	34.8	34.49	54.0	17.0	H
5692.843	38.2	-32.7	34.9	36.04	54.0	15.8	H
11180.000	34.9	-30.0	38.3	26.57	54.0	19.1	H
16770.000	37.4	-26.2	41.5	22.08	54.0	16.6	H
17718.453	39.2	-24.5	41.0	22.71	54.0	14.8	H
17896.549	39.1	-24.2	40.9	22.41	54.0	14.9	H

Channel 134

Frequency (MHz)	Meas. Result (dBμV/m)	Cable loss (dB)	Antenna Factor (dB/m)	Receiver Reading (dBμV)	Limit (dBμV/m)	Margin (dB)	Antenna Pol. (H/V)
5726.230	38.8	-33.0	34.9	36.92	54.0	15.2	H
5727.623	38.0	-33.0	34.9	36.09	54.0	16.0	H
11340.000	34.7	-30.3	38.5	26.43	54.0	19.3	H
17010.000	38.1	-25.6	41.4	22.34	54.0	15.9	H
17732.528	39.2	-24.3	41.0	22.43	54.0	14.8	H
17890.488	39.0	-24.1	40.9	22.20	54.0	15.0	H

802.11ac-HT80

Channel 42

Frequency (MHz)	Meas. Result (dBμV/m)	Cable loss (dB)	Antenna Factor (dB/m)	Receiver Reading (dBμV)	Limit (dBμV/m)	Margin (dB)	Antenna Pol. (H/V)
5149.623	39.9	-32.9	34.4	38.41	54.0	14.1	H
5142.420	39.8	-33.0	34.4	38.39	54.0	14.2	H
10419.900	36.1	-29.8	38.0	27.84	54.0	17.9	H
15629.500	35.5	-26.4	40.2	21.67	54.0	18.5	H
17733.800	38.8	-24.2	41.0	22.04	54.0	15.2	H
17802.000	39.8	-23.1	41.0	21.95	54.0	14.2	H

Channel 58

Frequency (MHz)	Meas. Result (dBμV/m)	Cable loss (dB)	Antenna Factor (dB/m)	Receiver Reading (dBμV)	Limit (dBμV/m)	Margin (dB)	Antenna Pol. (H/V)
5350.980	39.5	-31.9	34.6	36.79	54.0	14.5	H
5356.426	39.5	-31.9	34.6	36.80	54.0	14.5	H
10579.400	36.7	-29.8	38.1	28.35	54.0	17.3	H
15870.400	36.1	-26.1	40.3	21.86	54.0	17.9	H
17725.000	38.5	-24.4	41.0	21.86	54.0	15.5	H
17811.900	39.6	-23.0	41.0	21.66	54.0	14.4	H

Channel 106

Frequency (MHz)	Meas. Result (dBμV/m)	Cable loss (dB)	Antenna Factor (dB/m)	Receiver Reading (dBμV)	Limit (dBμV/m)	Margin (dB)	Antenna Pol. (H/V)
5458.403	38.4	-32.0	34.7	35.65	54.0	15.6	H
5455.216	38.2	-32.0	34.7	35.46	54.0	15.8	H
11059.000	34.3	-30.6	38.2	26.68	54.0	19.7	H
16589.800	36.6	-25.9	41.2	21.28	54.0	17.4	H
17737.100	38.7	-24.2	41.0	21.87	54.0	15.3	H
17807.500	39.8	-23.0	41.0	21.86	54.0	14.2	H



PEAK Results:

802.11a

Channel 36

Frequency (MHz)	Meas. Result (dBμV/m)	Cable loss (dB)	Antenna Factor (dB/m)	Receiver Reading (dBμV)	Limit (dBμV/m)	Margin (dB)	Antenna Pol. (H/V)
5148.040	71.6	-33.0	34.4	70.13	74.0	2.4	H
5149.200	71.5	-32.9	34.4	69.96	74.0	2.5	H
10360.200	46.8	-29.8	37.9	38.64	74.0	27.2	H
15540.000	48.3	-26.3	40.1	34.51	74.0	25.7	V
17808.000	53.1	-23.0	41.0	35.18	74.0	20.9	H
17830.200	52.9	-23.3	40.9	35.21	74.0	21.1	H

Channel 40

Frequency (MHz)	Meas. Result (dBμV/m)	Cable loss (dB)	Antenna Factor (dB/m)	Receiver Reading (dBμV)	Limit (dBμV/m)	Margin (dB)	Antenna Pol. (H/V)
5147.200	52.8	-33.0	34.4	51.30	74.0	21.2	H
5252.200	50.8	-32.4	34.4	48.77	74.0	23.2	H
10399.800	46.8	-29.6	38.0	38.41	74.0	27.2	H
15599.400	50.6	-26.4	40.1	36.78	74.0	23.4	H
17797.200	52.4	-23.2	41.0	34.59	74.0	21.6	H
17808.600	52.5	-23.0	41.0	34.55	74.0	21.5	V

Channel 48

Frequency (MHz)	Meas. Result (dBμV/m)	Cable loss (dB)	Antenna Factor (dB/m)	Receiver Reading (dBμV)	Limit (dBμV/m)	Margin (dB)	Antenna Pol. (H/V)
5187.600	52.3	-32.4	34.4	50.36	74.0	21.7	H
5292.400	50.6	-32.1	34.5	48.27	74.0	23.4	H
10480.200	46.1	-30.7	38.1	38.66	74.0	27.9	V
15720.000	48.7	-26.4	40.2	34.89	74.0	25.3	V
17031.000	52.7	-25.6	41.4	36.92	74.0	21.3	H
17803.200	53.0	-23.1	41.0	35.17	74.0	21.0	H

Channel 52

Frequency (MHz)	Meas. Result (dBμV/m)	Cable loss (dB)	Antenna Factor (dB/m)	Receiver Reading (dBμV)	Limit (dBμV/m)	Margin (dB)	Antenna Pol. (H/V)
5207.400	52.9	-32.5	34.4	50.96	74.0	21.1	H
5307.200	51.8	-32.0	34.5	49.35	74.0	22.2	H
10519.800	45.5	-30.9	38.1	38.35	74.0	28.5	V
15780.000	47.6	-26.3	40.2	33.72	74.0	26.4	H
17449.200	52.5	-25.2	41.2	36.51	74.0	21.5	H
17803.800	53.1	-23.1	41.0	35.26	74.0	20.9	H

Channel 56

Frequency (MHz)	Meas. Result (dBμV/m)	Cable loss (dB)	Antenna Factor (dB/m)	Receiver Reading (dBμV)	Limit (dBμV/m)	Margin (dB)	Antenna Pol. (H/V)
5227.800	53.2	-32.5	34.4	51.33	74.0	20.8	H
5331.800	52.5	-31.9	34.5	49.85	74.0	21.5	H
10560.600	47.7	-30.1	38.1	39.76	74.0	26.3	V
15838.800	50.7	-26.2	40.3	36.63	74.0	23.3	H
17791.800	53.4	-23.3	41.0	35.69	74.0	20.6	V
17803.200	53.2	-23.1	41.0	35.29	74.0	20.8	V

Channel 64

Frequency (MHz)	Meas. Result (dBμV/m)	Cable loss (dB)	Antenna Factor (dB/m)	Receiver Reading (dBμV)	Limit (dBμV/m)	Margin (dB)	Antenna Pol. (H/V)
5350.120	73.2	-31.9	34.6	70.55	74.0	0.8	H
5351.350	73.0	-31.9	34.6	70.33	74.0	1.0	H
10639.800	47.8	-29.3	38.2	38.95	74.0	26.2	H
15960.600	50.3	-25.8	40.5	35.62	74.0	23.7	V
16945.200	52.7	-25.7	41.4	36.97	74.0	21.3	V
17790.600	53.0	-23.3	41.0	35.29	74.0	21.0	H

Channel 100

Frequency (MHz)	Meas. Result (dB μ V/m)	Cable loss (dB)	Antenna Factor (dB/m)	Receiver Reading (dB μ V)	Limit (dB μ V/m)	Margin (dB)	Antenna Pol. (H/V)
5455.842	53.7	-32.0	34.7	50.93	74.0	20.3	H
5458.760	54.6	-32.0	34.7	51.90	74.0	19.4	H
10999.800	46.5	-30.2	38.2	38.43	74.0	27.6	V
16500.000	48.2	-26.0	41.1	33.03	74.0	25.8	H
16952.400	52.5	-25.7	41.4	36.75	74.0	21.5	V
17824.800	53.1	-23.2	40.9	35.37	74.0	20.9	V

Channel 120

Frequency (MHz)	Meas. Result (dB μ V/m)	Cable loss (dB)	Antenna Factor (dB/m)	Receiver Reading (dB μ V)	Limit (dB μ V/m)	Margin (dB)	Antenna Pol. (H/V)
5219.423	50.5	-32.5	34.4	48.55	74.0	23.5	H
5934.260	50.6	-31.8	35.2	47.25	74.0	23.4	H
11200.200	45.8	-30.1	38.4	37.54	74.0	28.2	V
16800.000	48.4	-26.2	41.5	33.07	74.0	25.6	H
17784.600	53.4	-23.4	41.0	35.80	74.0	20.6	V
17816.400	53.2	-23.1	40.9	35.36	74.0	20.8	V

Channel 140

Frequency (MHz)	Meas. Result (dB μ V/m)	Cable loss (dB)	Antenna Factor (dB/m)	Receiver Reading (dB μ V)	Limit (dB μ V/m)	Margin (dB)	Antenna Pol. (H/V)
5725.760	70.5	-33.0	34.9	68.62	74.0	3.5	H
5725.040	69.2	-33.0	34.9	67.27	74.0	4.8	H
11400.000	46.8	-30.2	38.6	38.44	74.0	27.2	H
17100.000	50.0	-25.5	41.3	34.12	74.0	24.0	H
17727.000	52.6	-24.3	41.0	35.88	74.0	21.4	H
17802.600	53.4	-23.1	41.0	35.55	74.0	20.6	H

802.11n-HT20

Channel 36

Frequency (MHz)	Meas. Result (dBμV/m)	Cable loss (dB)	Antenna Factor (dB/m)	Receiver Reading (dBμV)	Limit (dBμV/m)	Margin (dB)	Antenna Pol. (H/V)
5148.520	70.5	-33.0	34.4	69.00	74.0	3.5	H
5149.760	70.8	-32.9	34.4	69.33	74.0	3.2	H
10360.200	47.5	-29.8	37.9	39.34	74.0	26.5	V
15540.000	48.0	-26.3	40.1	34.19	74.0	26.0	H
17812.200	52.8	-23.0	40.9	34.90	74.0	21.2	V
17883.000	53.0	-24.0	40.9	36.12	74.0	21.0	H

Channel 40

Frequency (MHz)	Meas. Result (dBμV/m)	Cable loss (dB)	Antenna Factor (dB/m)	Receiver Reading (dBμV)	Limit (dBμV/m)	Margin (dB)	Antenna Pol. (H/V)
5148.200	52.0	-33.0	34.4	50.50	74.0	22.0	H
5251.600	51.8	-32.4	34.4	49.80	74.0	22.2	H
10400.400	49.0	-29.6	38.0	40.65	74.0	25.0	V
15600.000	47.7	-26.4	40.1	33.95	74.0	26.3	H
17779.800	53.5	-23.5	41.0	35.98	74.0	20.5	V
17826.600	54.0	-23.2	40.9	36.30	74.0	20.0	H

Channel 48

Frequency (MHz)	Meas. Result (dBμV/m)	Cable loss (dB)	Antenna Factor (dB/m)	Receiver Reading (dBμV)	Limit (dBμV/m)	Margin (dB)	Antenna Pol. (H/V)
5187.600	54.0	-32.4	34.4	52.00	74.0	20.0	H
5292.000	52.2	-32.1	34.5	49.82	74.0	21.8	H
10480.200	44.8	-30.7	38.1	37.41	74.0	29.2	H
15720.000	48.0	-26.4	40.2	34.17	74.0	26.0	V
17794.800	52.7	-23.2	41.0	34.93	74.0	21.3	V
17814.000	53.2	-23.1	40.9	35.30	74.0	20.8	H

Channel 52

Frequency (MHz)	Meas. Result (dBμV/m)	Cable loss (dB)	Antenna Factor (dB/m)	Receiver Reading (dBμV)	Limit (dBμV/m)	Margin (dB)	Antenna Pol. (H/V)
5160.678	49.2	-32.8	34.4	47.59	74.0	24.8	H
5339.860	51.1	-31.8	34.5	48.40	74.0	22.9	H
10519.800	47.0	-30.9	38.1	39.84	74.0	27.0	H
15775.200	50.1	-26.3	40.2	36.24	74.0	23.9	V
17815.200	53.1	-23.1	40.9	35.21	74.0	20.9	H
17819.400	53.7	-23.1	40.9	35.89	74.0	20.3	H

Channel 56

Frequency (MHz)	Meas. Result (dBμV/m)	Cable loss (dB)	Antenna Factor (dB/m)	Receiver Reading (dBμV)	Limit (dBμV/m)	Margin (dB)	Antenna Pol. (H/V)
4818.023	49.8	-32.8	34.5	48.13	74.0	24.2	H
5441.823	50.7	-32.0	34.7	47.96	74.0	23.3	H
10560.000	48.1	-30.2	38.1	40.14	74.0	25.9	H
15840.000	48.6	-26.2	40.3	34.50	74.0	25.4	H
17567.400	51.9	-25.6	41.1	36.40	74.0	22.1	V
17803.800	54.0	-23.1	41.0	36.15	74.0	20.0	H

Channel 64

Frequency (MHz)	Meas. Result (dBμV/m)	Cable loss (dB)	Antenna Factor (dB/m)	Receiver Reading (dBμV)	Limit (dBμV/m)	Margin (dB)	Antenna Pol. (H/V)
5350.570	72.4	-31.9	34.6	69.66	74.0	1.6	H
5351.420	72.0	-31.9	34.6	69.29	74.0	2.0	H
10639.800	47.2	-29.3	38.2	38.38	74.0	26.8	V
15960.000	48.9	-25.8	40.5	34.27	74.0	25.1	V
17811.600	53.2	-23.0	41.0	35.26	74.0	20.8	H
17839.800	53.0	-23.4	40.9	35.47	74.0	21.0	V

Channel 100

Frequency (MHz)	Meas. Result (dB μ V/m)	Cable loss (dB)	Antenna Factor (dB/m)	Receiver Reading (dB μ V)	Limit (dB μ V/m)	Margin (dB)	Antenna Pol. (H/V)
5454.145	54.2	-32.0	34.7	51.44	74.0	19.8	H
5459.226	53.7	-32.0	34.7	51.02	74.0	20.3	H
10999.800	45.8	-30.2	38.2	37.74	74.0	28.2	V
16500.000	48.3	-26.0	41.1	33.12	74.0	25.8	H
17553.600	53.0	-25.6	41.2	37.40	74.0	21.0	V
17805.600	53.2	-23.1	41.0	35.34	74.0	20.8	V

Channel 120

Frequency (MHz)	Meas. Result (dB μ V/m)	Cable loss (dB)	Antenna Factor (dB/m)	Receiver Reading (dB μ V)	Limit (dB μ V/m)	Margin (dB)	Antenna Pol. (H/V)
5548.623	53.4	-32.5	34.8	51.10	74.0	20.6	H
5659.214	52.4	-32.5	34.9	50.08	74.0	21.6	H
11200.200	46.7	-30.1	38.4	38.42	74.0	27.3	V
16800.000	48.9	-26.2	41.5	33.57	74.0	25.1	V
17796.000	52.7	-23.2	41.0	34.98	74.0	21.3	H
17818.200	52.7	-23.1	40.9	34.89	74.0	21.3	H

Channel 140

Frequency (MHz)	Meas. Result (dB μ V/m)	Cable loss (dB)	Antenna Factor (dB/m)	Receiver Reading (dB μ V)	Limit (dB μ V/m)	Margin (dB)	Antenna Pol. (H/V)
5725.780	65.8	-33.0	34.9	63.84	74.0	8.2	H
5727.840	64.9	-33.0	34.9	62.97	74.0	9.1	V
11400.000	46.1	-30.2	38.6	37.70	74.0	27.9	H
17100.000	49.4	-25.5	41.3	33.59	74.0	24.6	H
17789.400	53.5	-23.3	41.0	35.86	74.0	20.5	H
17797.200	52.7	-23.2	41.0	34.97	74.0	21.3	H

802.11n-HT40

Channel 38

Frequency (MHz)	Meas. Result (dBμV/m)	Cable loss (dB)	Antenna Factor (dB/m)	Receiver Reading (dBμV)	Limit (dBμV/m)	Margin (dB)	Antenna Pol. (H/V)
5146.703	69.7	-33.0	34.4	68.23	74.0	4.3	H
5148.285	71.0	-33.0	34.4	69.54	74.0	3.0	H
10380.600	48.5	-29.7	38.0	40.23	74.0	25.5	V
15570.000	47.5	-26.3	40.1	33.71	74.0	26.5	V
16953.000	52.0	-25.7	41.4	36.19	74.0	22.0	V
17795.400	52.5	-23.2	41.0	34.78	74.0	21.5	H

Channel 46

Frequency (MHz)	Meas. Result (dBμV/m)	Cable loss (dB)	Antenna Factor (dB/m)	Receiver Reading (dBμV)	Limit (dBμV/m)	Margin (dB)	Antenna Pol. (H/V)
5138.890	55.3	-33.1	34.4	53.91	74.0	18.7	H
5325.246	55.8	-31.9	34.5	53.18	74.0	18.2	H
10459.800	45.6	-30.4	38.1	37.87	74.0	28.4	V
15690.000	48.6	-26.4	40.2	34.81	74.0	25.4	V
17440.200	51.8	-25.3	41.2	35.86	74.0	22.2	V
17812.800	52.5	-23.0	40.9	34.59	74.0	21.5	V

Channel 54

Frequency (MHz)	Meas. Result (dBμV/m)	Cable loss (dB)	Antenna Factor (dB/m)	Receiver Reading (dBμV)	Limit (dBμV/m)	Margin (dB)	Antenna Pol. (H/V)
5179.560	52.5	-32.5	34.4	50.59	74.0	21.5	H
5354.658	52.6	-31.9	34.6	49.91	74.0	21.4	H
10539.600	48.4	-30.5	38.1	40.86	74.0	25.6	H
15790.800	50.5	-26.3	40.2	36.62	74.0	23.5	V
17794.200	54.0	-23.2	41.0	36.25	74.0	20.0	H
17802.600	53.0	-23.1	41.0	35.11	74.0	21.0	V

Channel 62

Frequency (MHz)	Meas. Result (dBμV/m)	Cable loss (dB)	Antenna Factor (dB/m)	Receiver Reading (dBμV)	Limit (dBμV/m)	Margin (dB)	Antenna Pol. (H/V)
5350.436	70.9	-31.9	34.6	68.16	74.0	3.1	H
5351.340	69.6	-31.9	34.6	66.96	74.0	4.4	H
10621.200	48.5	-29.2	38.1	39.49	74.0	25.5	V
15930.600	48.3	-25.9	40.4	33.83	74.0	25.7	V
17772.600	52.9	-23.6	41.0	35.55	74.0	21.1	H
17831.400	53.6	-23.3	40.9	35.91	74.0	20.4	V

Channel 102

Frequency (MHz)	Meas. Result (dBμV/m)	Cable loss (dB)	Antenna Factor (dB/m)	Receiver Reading (dBμV)	Limit (dBμV/m)	Margin (dB)	Antenna Pol. (H/V)
5459.080	65.8	-32.0	34.7	63.11	74.0	8.2	H
5457.423	64.3	-32.0	34.7	61.55	74.0	9.7	H
11020.000	48.4	-30.4	38.2	40.59	74.0	25.6	V
16530.000	51.8	-26.0	41.1	36.62	74.0	22.2	H
17718.235	52.8	-24.5	41.0	36.26	74.0	21.2	H
17825.406	53.4	-23.2	40.9	35.67	74.0	20.6	H

Channel 118

Frequency (MHz)	Meas. Result (dBμV/m)	Cable loss (dB)	Antenna Factor (dB/m)	Receiver Reading (dBμV)	Limit (dBμV/m)	Margin (dB)	Antenna Pol. (H/V)
5499.856	53.7	-32.3	34.8	51.13	74.0	20.3	H
5692.614	53.0	-32.7	34.9	50.78	74.0	21.0	H
11180.000	48.6	-30.0	38.3	40.23	74.0	25.4	V
16770.000	50.4	-26.2	41.5	35.12	74.0	23.6	H
17778.602	52.3	-23.5	41.0	34.85	74.0	21.7	V
17884.806	52.4	-24.0	40.9	35.53	74.0	21.6	V

Channel 134

Frequency (MHz)	Meas. Result (dBμV/m)	Cable loss (dB)	Antenna Factor (dB/m)	Receiver Reading (dBμV)	Limit (dBμV/m)	Margin (dB)	Antenna Pol. (H/V)
5725.660	63.7	-33.0	34.9	61.83	74.0	10.3	H
5728.892	63.5	-33.0	34.9	61.58	74.0	10.5	H
11340.000	48.6	-30.3	38.5	40.37	74.0	25.4	H
17010.000	49.6	-25.6	41.4	33.79	74.0	24.4	V
17794.200	54.0	-23.2	41.0	36.23	74.0	20.0	V
17934.601	52.3	-24.7	40.9	36.13	74.0	21.7	V

802.11ac-HT20

Channel 36

Frequency (MHz)	Meas. Result (dBμV/m)	Cable loss (dB)	Antenna Factor (dB/m)	Receiver Reading (dBμV)	Limit (dBμV/m)	Margin (dB)	Antenna Pol. (H/V)
5143.360	62.3	-33.0	34.4	60.84	74.0	11.7	V
5150.000	63.1	-32.9	34.4	61.55	74.0	11.0	H
10359.600	47.5	-29.8	37.9	39.42	74.0	26.5	V
15540.000	48.7	-26.3	40.1	34.95	74.0	25.3	H
17783.400	53.2	-23.4	41.0	35.67	74.0	20.8	H
17929.200	52.3	-24.6	40.9	36.03	74.0	21.7	V

Channel 40

Frequency (MHz)	Meas. Result (dBμV/m)	Cable loss (dB)	Antenna Factor (dB/m)	Receiver Reading (dBμV)	Limit (dBμV/m)	Margin (dB)	Antenna Pol. (H/V)
5149.200	53.4	-32.9	34.4	51.96	74.0	20.6	H
5252.200	52.5	-32.4	34.4	50.53	74.0	21.5	V
10399.800	47.9	-29.6	38.0	39.53	74.0	26.1	H
15594.000	50.2	-26.4	40.1	36.46	74.0	23.8	V
17823.000	52.9	-23.2	40.9	35.13	74.0	21.1	V
17931.600	52.5	-24.6	40.9	36.32	74.0	21.5	V

Channel 48

Frequency (MHz)	Meas. Result (dBμV/m)	Cable loss (dB)	Antenna Factor (dB/m)	Receiver Reading (dBμV)	Limit (dBμV/m)	Margin (dB)	Antenna Pol. (H/V)
5188.800	53.9	-32.4	34.4	51.92	74.0	20.1	H
5292.000	52.5	-32.1	34.5	50.18	74.0	21.5	V
10480.200	45.1	-30.7	38.1	37.66	74.0	28.9	V
15718.800	54.9	-26.4	40.2	41.08	74.0	19.1	V
16966.800	52.5	-25.6	41.4	36.72	74.0	21.5	V
17811.600	53.3	-23.0	41.0	35.33	74.0	20.7	V

Channel 52

Frequency (MHz)	Meas. Result (dBμV/m)	Cable loss (dB)	Antenna Factor (dB/m)	Receiver Reading (dBμV)	Limit (dBμV/m)	Margin (dB)	Antenna Pol. (H/V)
5198.234	50.5	-32.5	34.4	48.55	74.0	23.5	H
5435.623	50.3	-32.0	34.7	47.61	74.0	23.7	H
10520.400	44.8	-30.9	38.1	37.63	74.0	29.2	H
15780.000	51.9	-26.3	40.2	38.03	74.0	22.1	V
16930.200	52.5	-25.7	41.4	36.80	74.0	21.5	H
17800.800	54.0	-23.1	41.0	36.20	74.0	20.0	H

Channel 56

Frequency (MHz)	Meas. Result (dBμV/m)	Cable loss (dB)	Antenna Factor (dB/m)	Receiver Reading (dBμV)	Limit (dBμV/m)	Margin (dB)	Antenna Pol. (H/V)
4947.245	49.5	-33.3	34.5	48.31	74.0	24.5	H
6576.428	52.0	-32.2	36.1	48.07	74.0	22.0	H
10562.400	47.9	-30.1	38.1	39.88	74.0	26.1	V
15836.400	53.2	-26.2	40.3	39.13	74.0	20.8	H
17725.800	52.2	-24.4	41.0	35.54	74.0	21.8	H
17803.800	53.9	-23.1	41.0	36.05	74.0	20.1	V

Channel 64

Frequency (MHz)	Meas. Result (dB μ V/m)	Cable loss (dB)	Antenna Factor (dB/m)	Receiver Reading (dB μ V)	Limit (dB μ V/m)	Margin (dB)	Antenna Pol. (H/V)
5350.070	62.3	-31.9	34.6	59.57	74.0	11.7	H
5350.610	62.1	-31.9	34.6	59.43	74.0	11.9	H
10639.800	48.2	-29.3	38.2	39.32	74.0	25.8	H
10963.000	50.8	-29.8	38.2	42.42	74.0	23.2	H
17791.200	53.2	-23.3	41.0	35.56	74.0	20.8	H
17815.200	53.0	-23.1	40.9	35.13	74.0	21.0	H

Channel 100

Frequency (MHz)	Meas. Result (dB μ V/m)	Cable loss (dB)	Antenna Factor (dB/m)	Receiver Reading (dB μ V)	Limit (dB μ V/m)	Margin (dB)	Antenna Pol. (H/V)
5456.743	53.9	-32.0	34.7	51.15	74.0	20.1	H
5458.710	54.6	-32.0	34.7	51.90	74.0	19.4	H
10999.800	46.6	-30.2	38.2	38.54	74.0	27.4	V
16500.000	48.5	-26.0	41.1	33.40	74.0	25.5	V
17769.500	53.3	-23.6	41.0	35.98	74.0	20.7	V
17806.200	54.2	-23.0	41.0	36.24	74.0	19.8	V

Channel 120

Frequency (MHz)	Meas. Result (dB μ V/m)	Cable loss (dB)	Antenna Factor (dB/m)	Receiver Reading (dB μ V)	Limit (dB μ V/m)	Margin (dB)	Antenna Pol. (H/V)
5478.230	50.3	-32.1	34.8	47.63	74.0	23.7	H
5842.860	50.9	-32.2	35.1	48.04	74.0	23.1	H
11200.200	46.0	-30.1	38.4	37.76	74.0	28.0	H
16800.000	48.9	-26.2	41.5	33.55	74.0	25.1	H
17812.800	53.4	-23.0	40.9	35.48	74.0	20.6	H
17864.400	52.5	-23.7	40.9	35.33	74.0	21.5	V

Channel 140

Frequency (MHz)	Meas. Result (dB μ V/m)	Cable loss (dB)	Antenna Factor (dB/m)	Receiver Reading (dB μ V)	Limit (dB μ V/m)	Margin (dB)	Antenna Pol. (H/V)
5725.023	70.9	-33.0	34.9	68.98	74.0	3.1	H
5725.129	70.3	-33.0	34.9	68.38	74.0	3.7	H
11400.000	45.7	-30.2	38.6	37.35	74.0	28.3	V
17100.000	49.0	-25.5	41.3	33.11	74.0	25.0	V
17794.800	53.1	-23.2	41.0	35.34	74.0	20.9	V
17822.400	53.4	-23.2	40.9	35.61	74.0	20.6	V

802.11ac-HT40

Channel 38

Frequency (MHz)	Meas. Result (dB μ V/m)	Cable loss (dB)	Antenna Factor (dB/m)	Receiver Reading (dB μ V)	Limit (dB μ V/m)	Margin (dB)	Antenna Pol. (H/V)
5148.480	67.2	-33.0	34.4	65.69	74.0	6.8	H
5150.000	65.4	-32.9	34.4	63.93	74.0	8.6	H
10380.000	47.7	-29.7	38.0	39.43	74.0	26.3	H
15570.000	49.2	-26.3	40.1	35.44	74.0	24.8	V
17796.000	53.9	-23.2	41.0	36.12	74.0	20.1	V
17820.600	53.4	-23.1	40.9	35.56	74.0	20.6	V

Channel 46

Frequency (MHz)	Meas. Result (dB μ V/m)	Cable loss (dB)	Antenna Factor (dB/m)	Receiver Reading (dB μ V)	Limit (dB μ V/m)	Margin (dB)	Antenna Pol. (H/V)
5154.200	50.6	-32.9	34.4	49.06	74.0	23.4	H
5292.200	50.8	-32.1	34.5	48.45	74.0	23.2	H
10459.800	45.5	-30.4	38.1	37.76	74.0	28.5	V
15690.000	48.8	-26.4	40.2	34.96	74.0	25.2	H
16950.000	52.1	-25.7	41.4	36.32	74.0	21.9	V
17819.400	52.5	-23.1	40.9	34.70	74.0	21.5	H

Channel 54

Frequency (MHz)	Meas. Result (dBμV/m)	Cable loss (dB)	Antenna Factor (dB/m)	Receiver Reading (dBμV)	Limit (dBμV/m)	Margin (dB)	Antenna Pol. (H/V)
5163.023	50.2	-32.8	34.4	48.56	74.0	23.8	H
5377.800	50.6	-32.0	34.6	48.03	74.0	23.4	H
10540.200	46.1	-30.5	38.1	38.52	74.0	27.9	V
15811.800	50.2	-26.3	40.3	36.24	74.0	23.8	H
17800.800	52.8	-23.1	41.0	34.96	74.0	21.2	V
17820.600	52.6	-23.1	40.9	34.80	74.0	21.4	V

Channel 62

Frequency (MHz)	Meas. Result (dBμV/m)	Cable loss (dB)	Antenna Factor (dB/m)	Receiver Reading (dBμV)	Limit (dBμV/m)	Margin (dB)	Antenna Pol. (H/V)
5350.380	63.3	-31.9	34.6	60.64	74.0	10.7	H
5351.740	64.2	-31.9	34.6	61.52	74.0	9.8	H
10620.000	48.7	-29.2	38.1	39.70	74.0	25.3	H
15931.800	51.4	-25.9	40.4	36.92	74.0	22.6	V
17803.800	53.2	-23.1	41.0	35.33	74.0	20.8	V
17823.000	53.3	-23.2	40.9	35.50	74.0	20.7	H

Channel 102

Frequency (MHz)	Meas. Result (dBμV/m)	Cable loss (dB)	Antenna Factor (dB/m)	Receiver Reading (dBμV)	Limit (dBμV/m)	Margin (dB)	Antenna Pol. (H/V)
5459.723	56.7	-32.0	34.7	53.97	74.0	17.3	V
5459.265	56.0	-32.0	34.7	53.28	74.0	18.0	H
11020.000	45.7	-30.4	38.2	37.84	74.0	28.3	V
16530.000	48.9	-26.0	41.1	33.66	74.0	25.2	H
17786.054	52.8	-23.4	41.0	35.21	74.0	21.2	V
17811.903	54.8	-23.0	41.0	36.86	74.0	19.2	V

Channel 118

Frequency (MHz)	Meas. Result (dBμV/m)	Cable loss (dB)	Antenna Factor (dB/m)	Receiver Reading (dBμV)	Limit (dBμV/m)	Margin (dB)	Antenna Pol. (H/V)
5374.235	50.1	-32.0	34.6	47.51	74.0	23.9	V
5677.805	52.5	-32.5	34.9	50.13	74.0	21.5	H
11180.000	47.2	-30.0	38.3	38.88	74.0	26.8	V
16770.000	50.2	-26.2	41.5	34.97	74.0	23.8	H
17818.823	53.2	-23.1	40.9	35.39	74.0	20.8	H
17849.423	52.5	-23.5	40.9	35.08	74.0	21.5	V

Channel 134

Frequency (MHz)	Meas. Result (dBμV/m)	Cable loss (dB)	Antenna Factor (dB/m)	Receiver Reading (dBμV)	Limit (dBμV/m)	Margin (dB)	Antenna Pol. (H/V)
5599.235	50.5	-32.6	34.8	48.32	74.0	23.5	V
5765.348	51.6	-32.8	34.9	49.49	74.0	22.4	H
11340.000	47.5	-30.3	38.5	39.27	74.0	26.5	H
17010.000	49.9	-25.6	41.4	34.07	74.0	24.1	V
17725.203	52.6	-24.4	41.0	35.94	74.0	21.4	V
17820.643	51.9	-23.1	40.9	34.14	74.0	22.1	H

802.11ac-HT80

Channel 42

Frequency (MHz)	Meas. Result (dBμV/m)	Cable loss (dB)	Antenna Factor (dB/m)	Receiver Reading (dBμV)	Limit (dBμV/m)	Margin (dB)	Antenna Pol. (H/V)
5139.782	64.4	-33.1	34.4	62.99	74.0	9.6	H
5140.543	64.3	-33.1	34.4	62.97	74.0	9.7	H
10419.900	47.1	-29.8	38.0	38.92	74.0	26.9	H
15630.050	46.7	-26.4	40.2	32.90	74.0	27.3	V
17738.200	52.3	-24.2	41.0	35.44	74.0	21.7	V
17803.650	52.5	-23.1	41.0	34.62	74.0	21.5	V

Channel 58

Frequency (MHz)	Meas. Result (dB μ V/m)	Cable loss (dB)	Antenna Factor (dB/m)	Receiver Reading (dB μ V)	Limit (dB μ V/m)	Margin (dB)	Antenna Pol. (H/V)
5354.940	60.7	-31.9	34.6	58.06	74.0	13.3	V
5354.510	61.5	-31.9	34.6	58.80	74.0	12.5	H
10579.950	47.4	-29.8	38.1	39.01	74.0	26.6	H
15869.850	47.3	-26.1	40.3	33.03	74.0	26.7	V
17464.300	52.0	-25.2	41.2	36.00	74.0	22.0	V
17807.500	52.3	-23.0	41.0	34.40	74.0	21.7	H

Channel 106

Frequency (MHz)	Meas. Result (dB μ V/m)	Cable loss (dB)	Antenna Factor (dB/m)	Receiver Reading (dB μ V)	Limit (dB μ V/m)	Margin (dB)	Antenna Pol. (H/V)
5459.943	63.3	-32.0	34.7	60.63	74.0	10.7	V
5459.562	62.8	-32.0	34.7	60.05	74.0	11.2	H
11060.100	45.8	-30.6	38.2	38.13	74.0	28.2	H
16589.800	47.8	-25.9	41.2	32.45	74.0	26.2	H
17797.050	52.7	-23.2	41.0	34.94	74.0	21.3	H
17813.000	52.8	-23.0	40.9	34.93	74.0	21.2	V

Conclusion: PASS

A.7. Conducted Emission (150kHz- 30MHz)

Test Condition:

Voltage (V)	Frequency (Hz)
110	60

Measurement uncertainty:

Expanded measurement uncertainty for this test item is U =3.2dB, k=2.

Measurement Result and limit:

WLAN (Quasi-peak Limit)

Frequency range (MHz)	Quasi-peak Limit (dBμV)	Result (dBμV)		Conclusion
		With charger		
		11a mode	Idle	
0.15 to 0.5	66 to 56	Fig.69	Fig.70	P
0.5 to 5	56			
5 to 30	60			

NOTE: The limit decreases linearly with the logarithm of the frequency in the range 0.15 MHz to 0.5 MHz.

WLAN (Average Limit)

Frequency range (MHz)	Average Limit (dBμV)	Result (dBμV)		Conclusion
		With charger		
		11a mode	Idle	
0.15 to 0.5	56 to 46	Fig.69	Fig.70	P
0.5 to 5	46			
5 to 30	50			

NOTE: The limit decreases linearly with the logarithm of the frequency in the range 0.15 MHz to 0.5 MHz.

Conclusion: PASS

Test graphs as below:

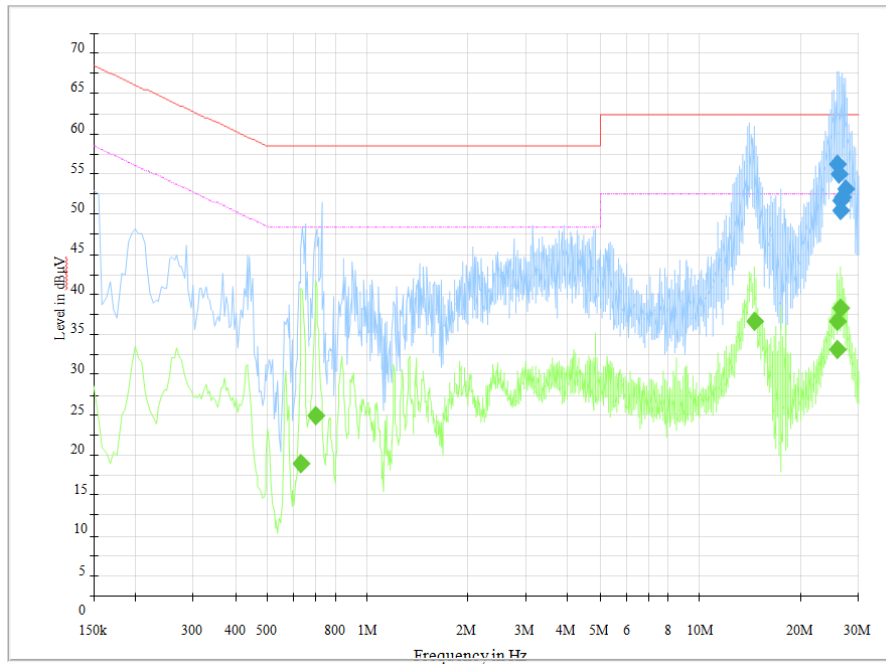


Fig. 69 Conducted Emission(802.11a, Ch40, TX)

Final Result 1

Frequency (MHz)	QuasiPeak (dBµV)	PE	Line	Corr. (dB)	Margin (dB)	Limit (dBµV)
25.764000	53.8	GND	L1	11.4	6.2	60.0
26.236500	52.5	GND	L1	11.4	7.5	60.0
26.493000	49.1	GND	L1	11.4	10.9	60.0
26.560500	47.9	GND	N	11.1	12.1	60.0
26.772000	49.5	GND	L1	11.4	10.5	60.0
27.402000	50.6	GND	L1	11.4	9.4	60.0

Final Result 2

Frequency (MHz)	Average (dBµV)	PE	Line	Corr. (dB)	Margin (dB)	Limit (dBµV)
0.631500	16.5	GND	L1	10.2	29.5	46.0
0.699000	22.5	GND	L1	10.2	23.5	46.0
14.577000	34.1	GND	L1	10.8	15.9	50.0
25.845000	30.6	GND	L1	11.4	19.4	50.0
25.980000	34.1	GND	L1	11.4	15.9	50.0
26.493000	35.8	GND	L1	11.4	14.2	50.0

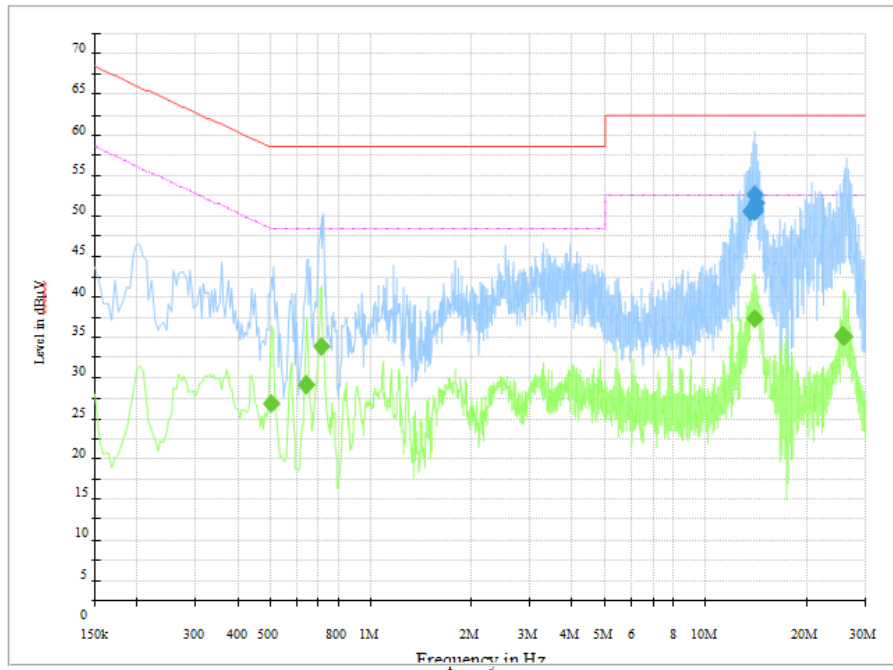


Fig. 70 Conducted Emission(802.11a, IDLE)

Final Result 1

Frequency (MHz)	QuasiPeak (dBµV)	PE	Line	Corr. (dB)	Margin (dB)	Limit (dBµV)
13.785000	47.9	GND	L1	10.8	12.1	60.0
13.870500	48.3	GND	L1	10.8	11.7	60.0
14.001000	48.5	GND	L1	10.8	11.5	60.0
14.077500	48.1	GND	L1	10.8	11.9	60.0
14.127000	50.0	GND	L1	10.8	10.0	60.0
14.181000	49.0	GND	L1	10.8	11.0	60.0

Final Result 2

Frequency (MHz)	Average (dBµV)	PE	Line	Corr. (dB)	Margin (dB)	Limit (dBµV)
0.505500	24.3	GND	L1	10.2	21.7	46.0
0.640500	26.5	GND	L1	10.2	19.5	46.0
0.712500	31.4	GND	L1	10.2	14.6	46.0
14.068500	34.8	GND	L1	10.8	15.2	50.0
25.989000	32.7	GND	L1	11.4	17.3	50.0
26.056500	32.4	GND	L1	11.4	17.6	50.0

A.8. 99% Occupied bandwidth

Method of Measurement: See ANSI C63.10-2013-clause 12.4.2.

- a) The instrument center frequency is set to the nominal EUT channel center frequency. The frequency span for the spectrum analyzer shall be between 1.5 times and 5.0 times the OBW.
- b) The nominal IF filter bandwidth (3 dB RBW) shall be in the range of 1% to 5% of the OBW, and VBW shall be approximately three times the RBW, unless otherwise specified by the applicable requirement.
- c) Set the reference level of the instrument as required, keeping the signal from exceeding the maximum input mixer level for linear operation. In general, the peak of the spectral envelope shall be more than $[10 \log (OBW/RBW)]$ below the reference level. Specific guidance is given in 4.1.5.2.
- d) Step a) through step c) might require iteration to adjust within the specified range.
- e) Video averaging is not permitted. Where practical, a sample detection and single sweep mode shall be used. Otherwise, peak detection and max hold mode (until the trace stabilizes) shall be used.
- f) Use the 99% power bandwidth function of the instrument (if available) and report the measured bandwidth.
- g) If the instrument does not have a 99% power bandwidth function, then the trace data points are recovered and directly summed in linear power terms. The recovered amplitude data points, beginning at the lowest frequency, are placed in a running sum until 0.5% of the total is reached; that frequency is recorded as the lower frequency. The process is repeated until 99.5% of the total is reached; that frequency is recorded as the upper frequency. The 99% power bandwidth is the difference between these two frequencies.
- h) The occupied bandwidth shall be reported by providing plot(s) of the measuring instrument display; the plot axes and the scale units per division shall be clearly labeled. Tabular data may be reported in addition to the plot(s).

Measurement Uncertainty:

Measurement Uncertainty	60.80Hz
-------------------------	---------

Measurement Result:

Mode	Channel	99% Occupied bandwidth (MHz)		conclusion
802.11a	5180 MHz	Fig. 71	18.16	P
	5200 MHz	Fig. 72	18.40	P
	5240 MHz	Fig. 73	18.20	P
802.11n HT20	5180 MHz	Fig. 74	18.72	P
	5200 MHz	Fig. 75	18.84	P
	5240 MHz	Fig. 76	18.72	P
802.11ac HT20	5180 MHz	Fig. 77	18.88	P
	5200 MHz	Fig. 78	19.04	P
	5240 MHz	Fig. 79	18.92	P
802.11n HT40	5190 MHz	Fig. 80	36.56	P
	5230 MHz	Fig. 81	36.48	P
802.11ac	5190 MHz	Fig. 82	36.48	P

HT40	5230 MHz	Fig. 83	36.48	P
802.11ac HT80	5210 MHz	Fig. 84	75.36	P

Conclusion: PASS

Test graphs as below:

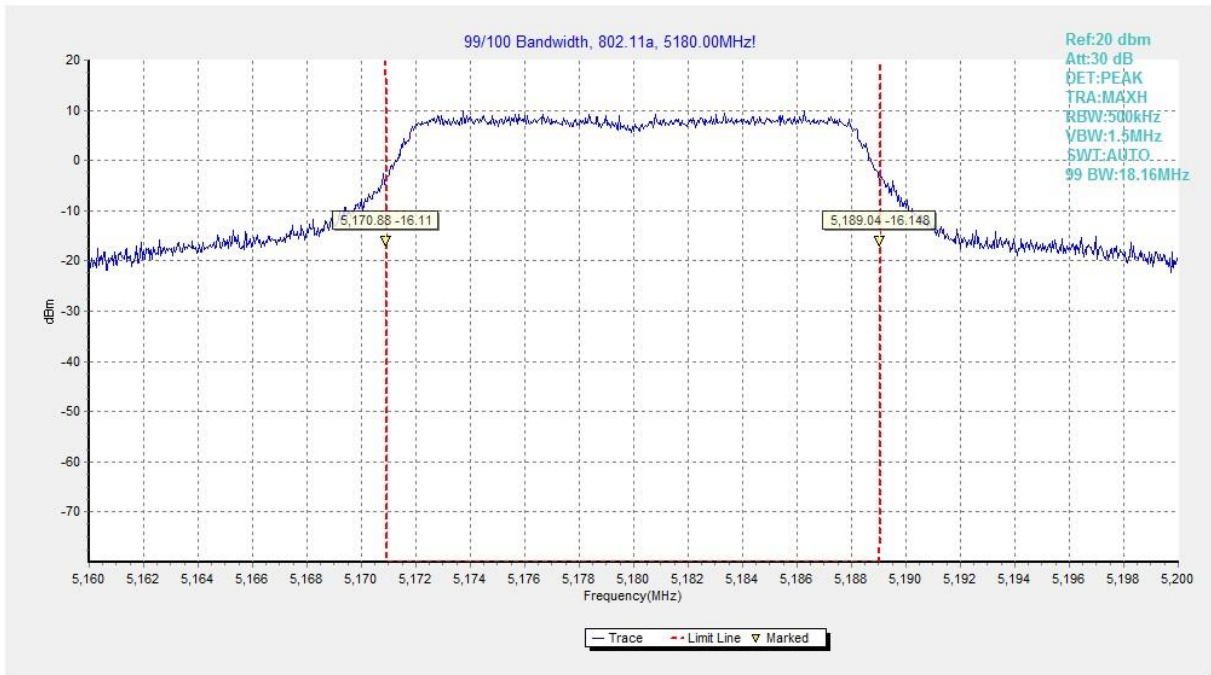


Fig. 71 99% Occupied bandwidth (802.11a, 5180MHz)

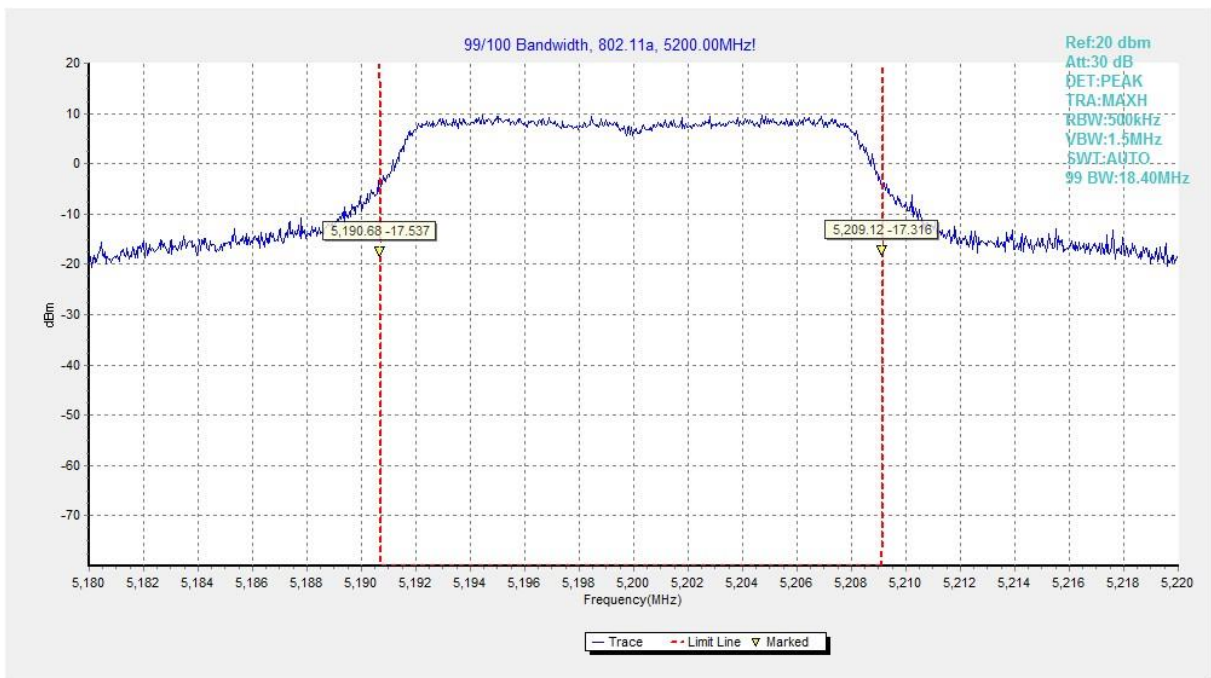


Fig. 72 99% Occupied bandwidth (802.11a, 5200MHz)

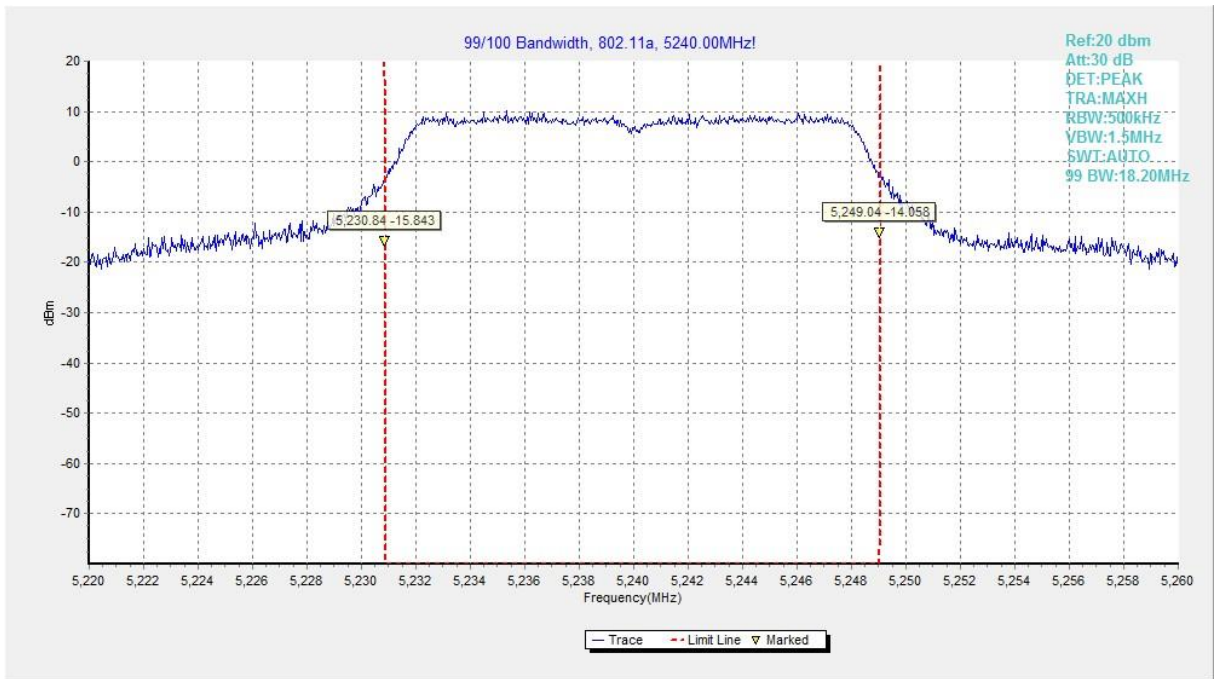


Fig. 73 99% Occupied bandwidth (802.11a, 5240MHz)

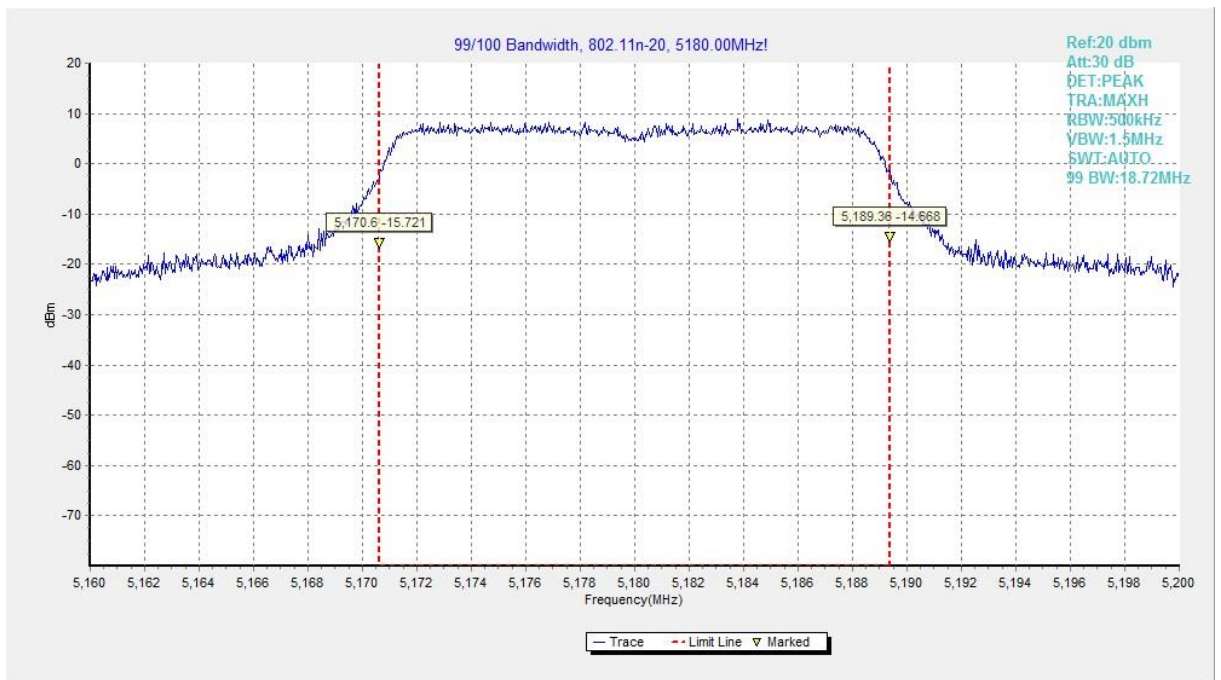


Fig. 74 99% Occupied bandwidth (802.11n-HT20, 5180MHz)

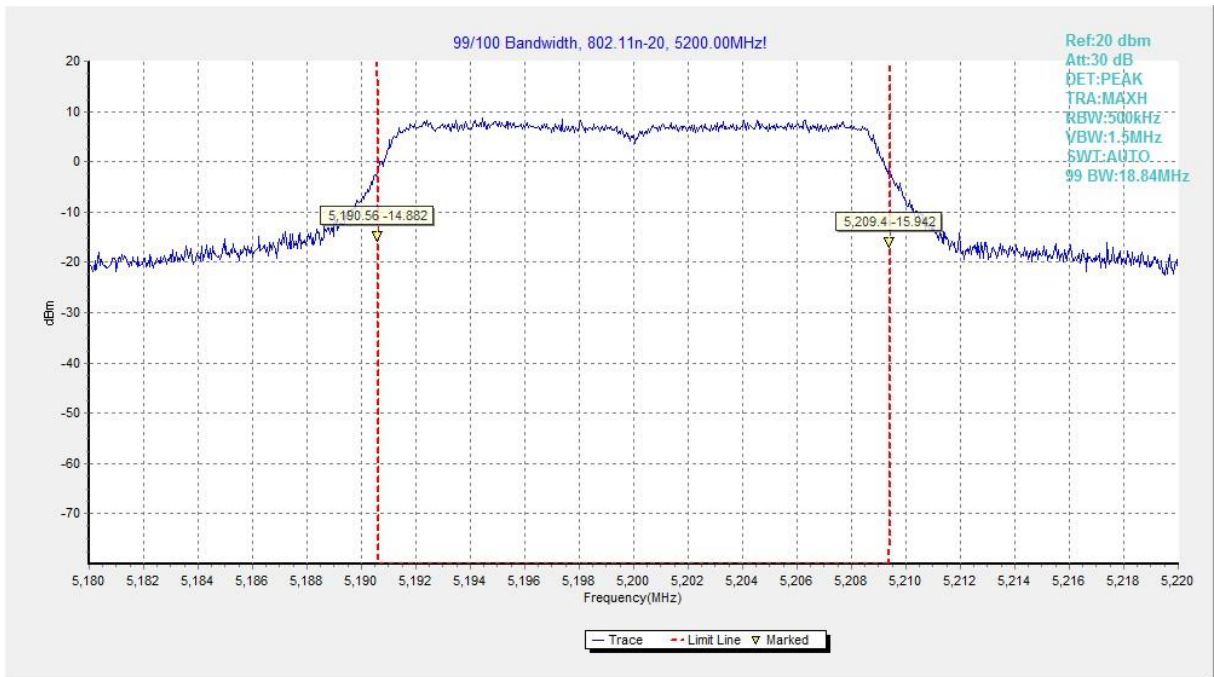


Fig. 75 99% Occupied bandwidth (802.11n-HT20, 5200MHz)

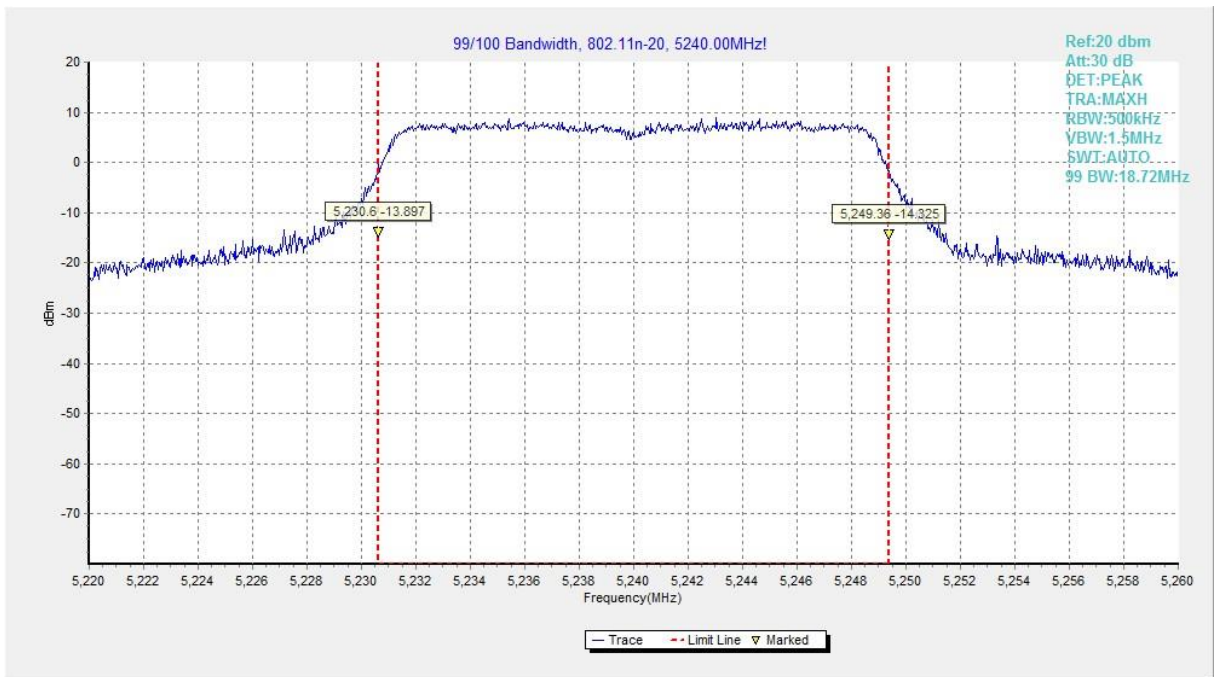


Fig. 76 99% Occupied bandwidth (802.11n-HT20, 5240MHz)

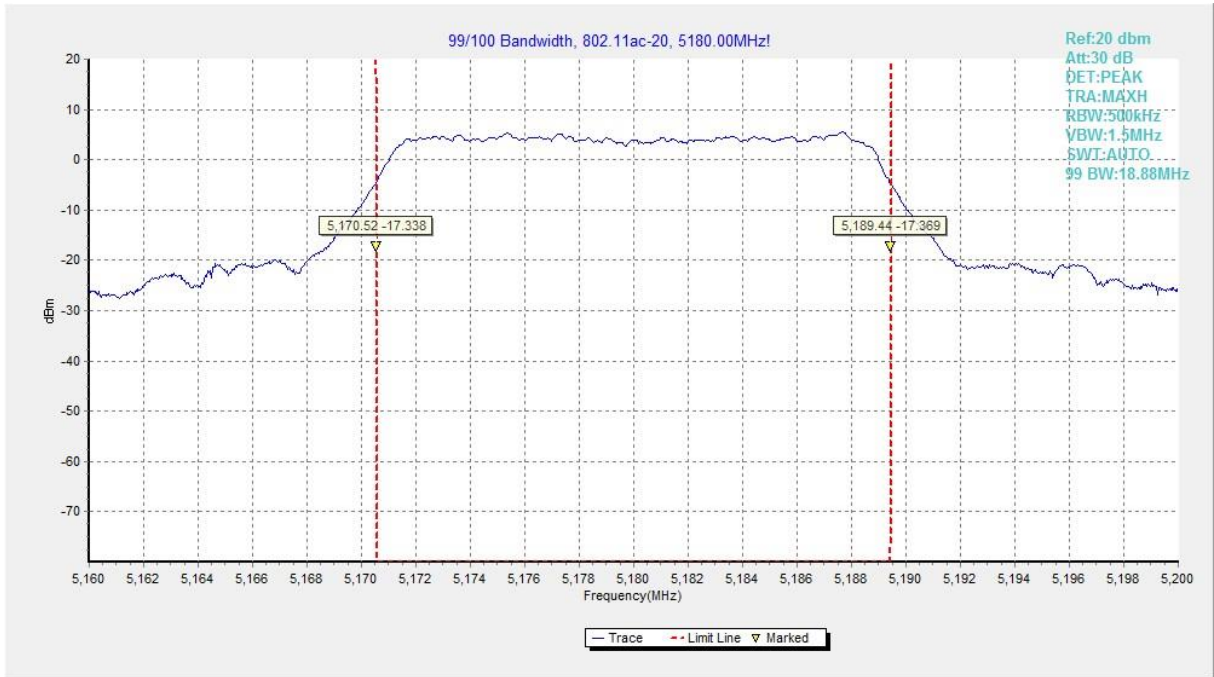


Fig. 77 99% Occupied bandwidth (802.11ac-HT20, 5180MHz)



Fig. 78 99% Occupied bandwidth (802.11ac-HT20, 5200MHz)

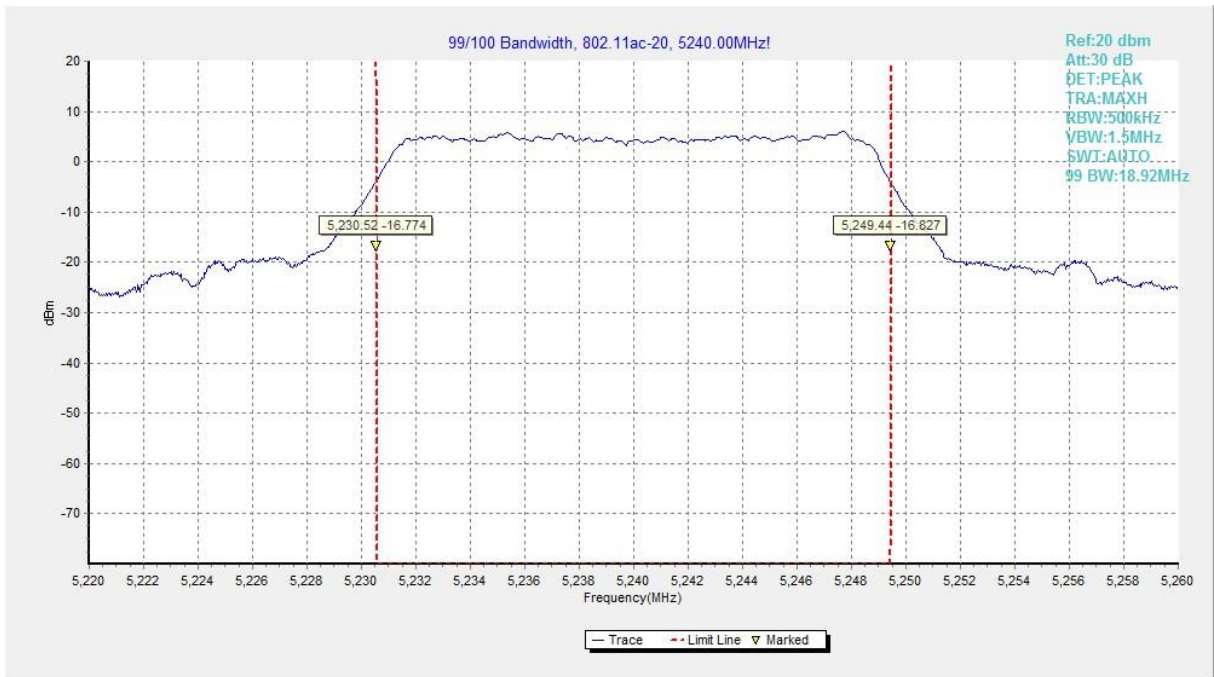


Fig. 79 99% Occupied bandwidth (802.11ac-HT20, 5240MHz)

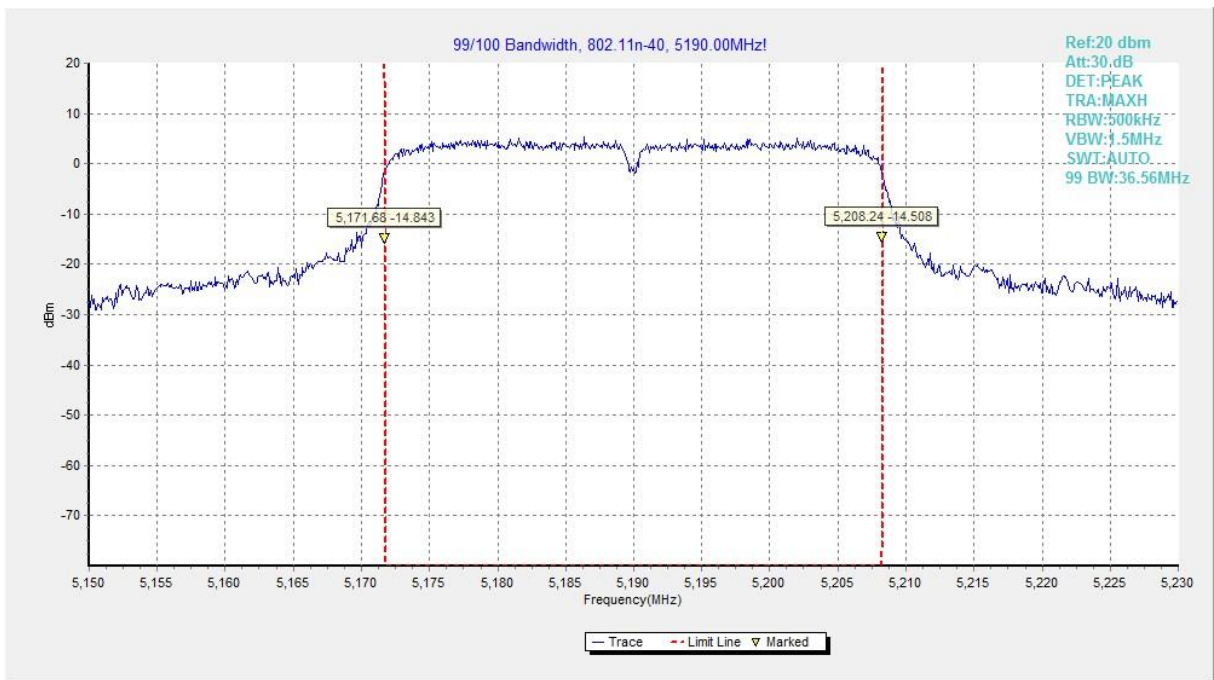


Fig. 80 99% Occupied bandwidth (802.11n-HT40, 5190MHz)

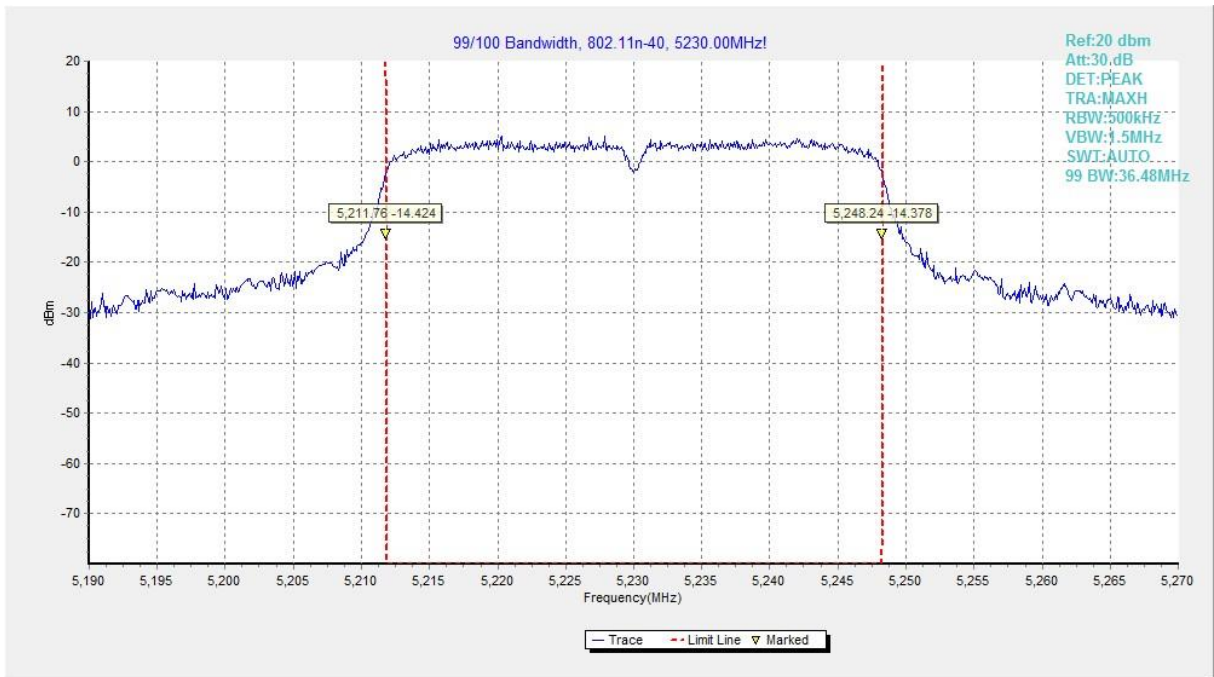


Fig. 81 99% Occupied bandwidth (802.11n-40, 5230MHz)

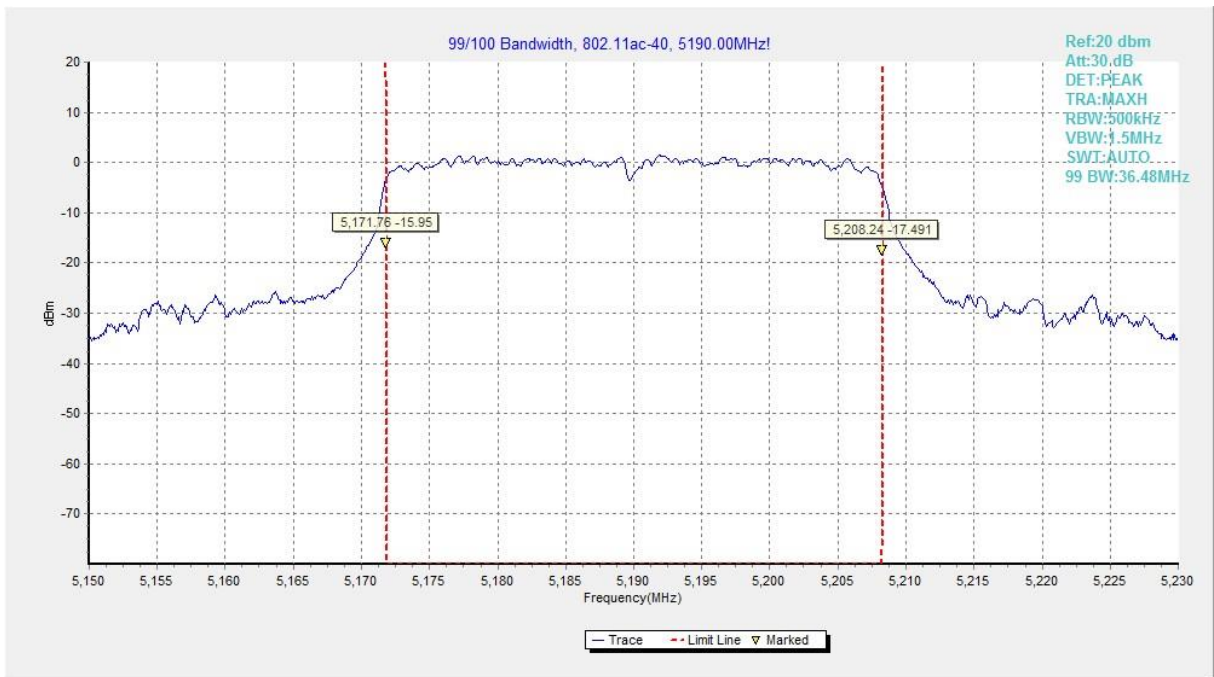


Fig. 82 99% Occupied bandwidth (802.11ac-40, 5190MHz)

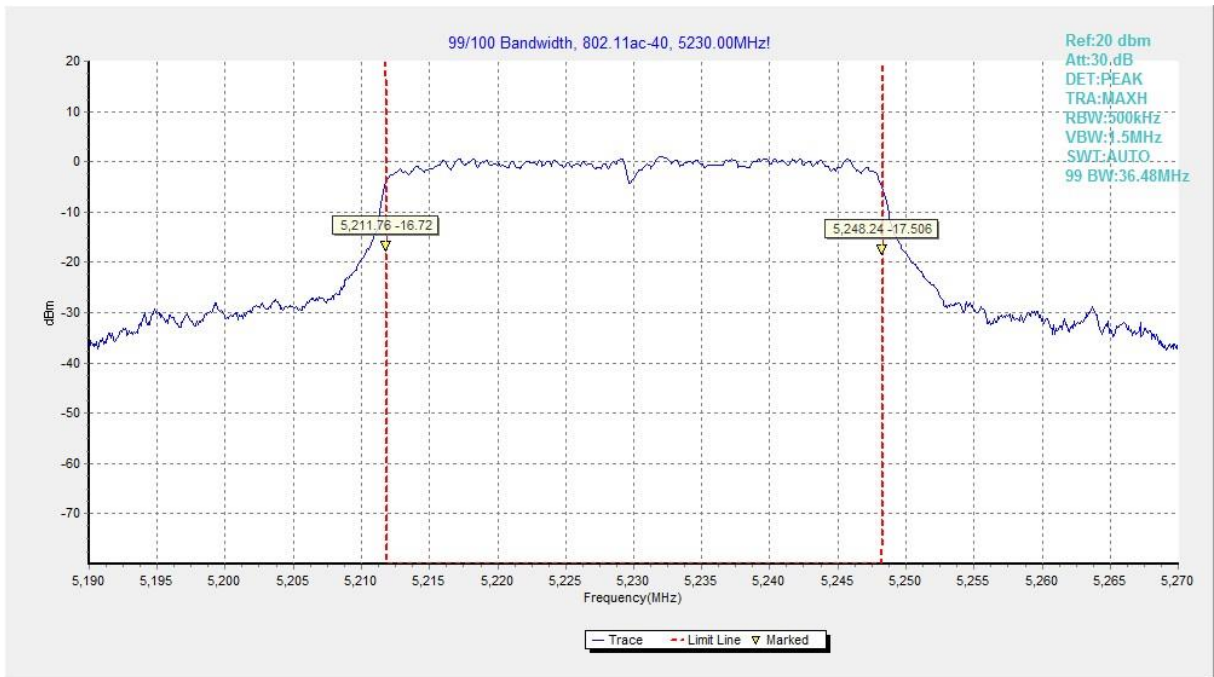


Fig. 83 99% Occupied bandwidth (802.11ac-HT40, 5230MHz)

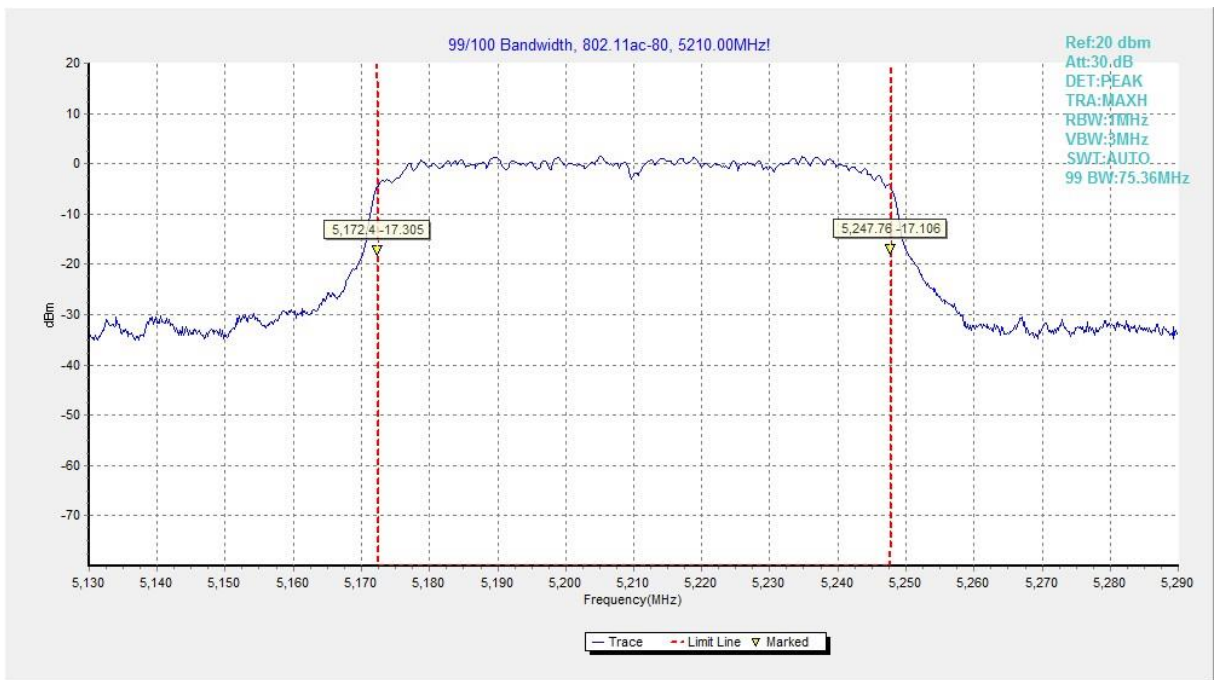


Fig. 84 99% Occupied bandwidth (802.11ac-HT80, 5210MHz)

A.9. Frequency Stability

Manufacturers ensured the EUT meet the requirement of frequency stability, such that an emission is maintained within the band of operation under all conditions of normal operation as specified in the user's manual.

Measurement Result:

Mode	Channel	Test Condition		Result(MHz)
		Tnom	Vnom	
802.11a	5180MHz	Tmax	Vnom	0.02
		Tmin	Vnom	
		Vmax	Tnom	
		Vmin	Tnom	
		Tnom	Vnom	
802.11a	5260MHz	Tmax	Vnom	0.04
		Tmin	Vnom	
		Vmax	Tnom	
		Vmin	Tnom	
		Tnom	Vnom	
802.11a	5700MHz	Tmax	Vnom	0.02
		Tmin	Vnom	
		Vmax	Tnom	
		Vmin	Tnom	
		Tnom	Vnom	

A.10. Power control

A Transmission Power Control mechanism is not required for systems with an e.i.r.p. of less than 27dBm (500 mW).

ANNEX C: Accreditation Certificate

United States Department of Commerce
National Institute of Standards and Technology



Certificate of Accreditation to ISO/IEC 17025:2005

NVLAP LAB CODE: 600118-0

Telecommunication Technology Labs, CAICT

Beijing
China

*is accredited by the National Voluntary Laboratory Accreditation Program for specific services,
listed on the Scope of Accreditation, for:*

Electromagnetic Compatibility & Telecommunications

*This laboratory is accredited in accordance with the recognized International Standard ISO/IEC 17025:2005.
This accreditation demonstrates technical competence for a defined scope and the operation of a laboratory quality
management system (refer to joint ISO-ILAC-IAF Communique dated January 2009).*

2016-09-29 through 2017-09-30
Effective Dates




For the National Voluntary Laboratory Accreditation Program

*** END OF REPORT BODY ***