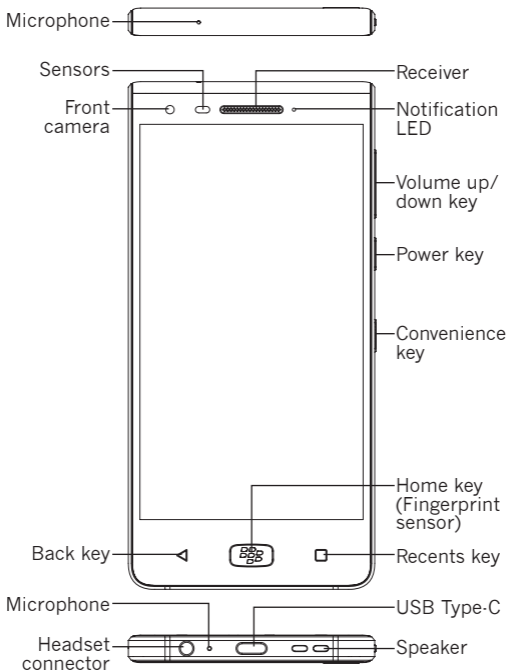


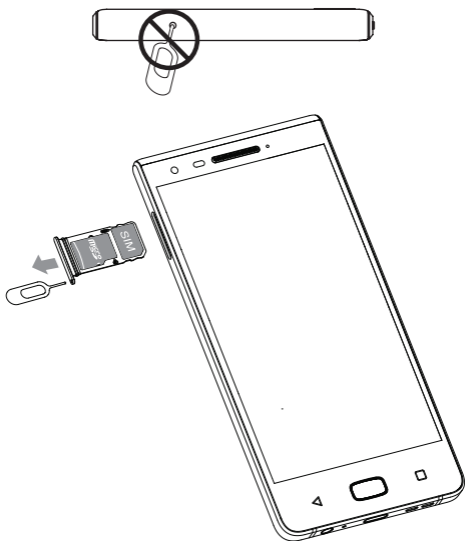


QUICK START GUIDE

QUICK LOOK



INSERT SIM CARD




1. Insert the SIM tool (included in box).

WARNING! Do not insert the SIM tool into the hole located at the top of the device as this is a microphone. If inserted, this may cause damage to your device.

2. Remove the tray.
3. Set the Nano SIM card into the smaller section of the tray, aligning the notched corners.
4. Optionally, set a media (micro SD) card into the larger section of the tray.
5. Push the tray into the slot.

CHARGING THE BATTERY



Connect the battery charger to your phone and power source respectively, the LED indicator will light while charging.









Tip: To reduce power consumption and energy waste, when the battery is fully charged, disconnect your charger; switch off Wi-Fi, GPS, Bluetooth or background-running applications when not in use; reduce the backlight time, etc.







Safety information

Before you start using your BlackBerry smartphone (hereinafter referred to as smartphone), review the safety and regulatory information provided in this document. Keep this document in a safe place so that you can refer to it whenever you need it.

In some countries there may be restrictions on using Bluetooth enabled devices and wireless devices with encryption software. Check with your local authorities for the restrictions in your area.

Important safety precautions

	<p>Use only approved batteries and chargers with your smartphone. Use of batteries or chargers that have not been approved by the manufacturer might present a risk of fire or explosion, which could cause serious harm, death, or property loss.</p> <p>Use only the manufacturer approved holsters. Use of holsters that have not been approved by the manufacturer may cause your smartphone to exceed radio frequency exposure standards.</p>
	<p>Keep the smartphone at least 0.39 in. (10 mm) away from your body. When you carry the smartphone on your body, use only accessories equipped with an integrated belt clip, and if the accessory is not supplied by the manufacturer, verify that the accessory does not contain metal. If you do not follow these guidelines, your smartphone may exceed radio frequency exposure standards. Whether there are any long term health effects of exceeding radio frequency exposure standards is a subject of ongoing scientific study.</p> <p>For more information about the compliance of this smartphone with the FCC radio frequency emission guidelines, visit www.fcc.gov/oet/ea/fccid and search for the FCC ID for your smartphone listed below.</p> <ul style="list-style-type: none"> FCC ID: 2ACCJN019
	<p>Your smartphone is designed to be operated in temperatures between 32 and 113°F (0 and 45°C). Use of your smartphone outside of the recommended temperature range could cause damage to your smartphone or lithium-ion battery.</p>
	<p>Do not rely on your smartphone for emergency communications. The wireless networks that are necessary to make emergency calls or send messages are not available in all areas, and emergency numbers, such as 911, 112, 119, or 999, might not connect you to emergency services in all areas.</p>
	<p>Your smartphone and smartphone accessories are not designed for children. If you allow a child to use or handle your smartphone or smartphone accessories, please make sure the child is supervised by adult. Your smartphone contains small parts that are choking hazards to children.</p>
	<p>Keep your smartphone away from medical devices, including pacemakers and hearing aids. Because they might malfunction and cause serious harm or death to you or others.</p>
	<p>Do not put your smartphone in contact with liquids because this might cause a short circuit, a fire, or an electric shock.</p>
	<p>When you use your smartphone on speaker-phone, never hold the smartphone to your ear. Serious and permanent hearing damage could occur.</p>

	<p>Exposure to flashing lights on your smartphone can cause epileptic seizures or blackouts and might be dangerous to you or others. In the event that you experience, or your use of your smartphone causes in others, any disorientation, loss of awareness, twitching, convulsions, or any involuntary movements, stop using your smartphone immediately and consult a physician. The LED notification light is located on the front of your smartphone, in the upper-right corner. If your smartphone model has a camera, the camera flash LED aperture is located on the back of your smartphone, either above or to the right of the camera lens. If you are susceptible to epileptic seizures or blackouts, consult your physician before you use your smartphone.</p>
	<p>Do not use your smartphone while driving unless you are permitted by law to use the smartphone in hands-free mode. Using your smartphone while driving could put you and others at greater risk of an accident causing serious injury, death, or property loss.</p>
	<p>Do not use your smartphone in the presence of gas fumes because it might present a risk of fire or explosion.</p>
	<p>Do not dispose of your smartphone in a fire because this might cause an explosion resulting in serious injury, death, or property loss.</p>
	<p>Turn off your smartphone on aircrafts. Using your smartphone on an aircraft might affect aircraft instrumentation, communication, and performance; might disrupt the network; might otherwise be dangerous to the operation of the aircraft, its crew, and its passengers; and might be illegal.</p>
	<p>Smartphones are not intrinsically safe and cannot be used in the presence of explosive fumes, explosive dust, or other explosive chemicals. Sparks in such areas could cause an explosion or fire resulting in serious injury, death, or damage to property.</p>

Using your smartphone safely

- Do not place heavy objects on your smartphone.
- Do not attempt to modify or service your smartphone.
- Do not attempt to cover or push objects into openings on your smartphone unless instructed to do so in the smartphone documentation supplied by the manufacturer. This action might cause a short circuit, a fire, or an electric shock.
- Do not use sharp objects on the screen.
- Do not use excessive force on the screen.
- Do not use your smartphone or smartphone accessories near water (for example, near a bathtub or a sink, in a wet basement, or near a swimming pool).
- Do not place your smartphone or smartphone accessories on any unstable surface. The smartphone or smartphone accessories could fall, thereby potentially causing serious injury to a person and serious damage to the smartphone or smartphone accessories.
- The screen of your smartphone is made of glass. The glass could crack or chip if your smartphone is dropped or force is applied to the glass. If cracked or chipped, do not touch the glass until the screen has been repaired.
- When using your smartphone, take frequent breaks. If you experience any discomfort in your neck, shoulders, arms, wrists, hands (including thumbs and fingers), or other parts of the body when using your smartphone, cease use immediately. If discomfort persists, consult a physician.

Electrical safety

Charge the smartphone using only charging accessories provided by the manufacturer or specifically approved by the manufacturer for use with this smartphone. Do not use charging accessories that do not comply with CTIA

Certification Requirements for Battery System Compliance to IEEE Std 1725, as they might present a risk of fire, explosion, battery leakage, or other hazard, which could cause serious harm, death, or property loss, and might invalidate any warranty.

Approved charging accessory models

Charging cables: CDA0000113CF, CDA0000113C1

AC chargers: CBA0060AAHC1, CBA0060ABHC1, CBA0060ACHC1, CBA0060AGHC1, CBA0060AK5C1, CBA0060AH1C1, CBA0060AM5C1, CBA0060AJHC1, CBA0060AF5C1, CBA0060AL5C1

Use the charging accessories provided with the smartphone or any other manufacturer approved charging accessories only from the type of power source indicated on the marking label. Before you use any power supply, verify that the mains voltage is in accordance with the voltage printed on the power supply. Connect the smartphone only to CTIA certified adapters, products that bear the USB-IF logo, or products that have completed the USB-IF compliance program.

Do not overload power outlets, extension cords, or convenience receptacles because this might result in a risk of fire or electric shock. To reduce the risk of damage to the cord or the plug, pull the plug rather than the cord when you disconnect the charging accessory from the power outlet or convenience receptacle.



Protect the power cord from being walked on or pinched, particularly at convenience receptacles and the point where the power cord connects to the smartphone. Always route the power cord in a way that reduces the risk of injury to others, such as tripping or choking. Unplug charging accessories during lightning storms or when not being used. Do not use charging accessories outside or in any area exposed to the elements.

To buy accessories for your smartphone, contact your wireless service provider.


Battery safety

Your smartphone contains a nonremovable lithium-ion battery. Do not attempt to remove the battery. Removing the battery will void the Limited Warranty for your smartphone and could cause damage to the battery.

The battery might present a fire, explosion, chemical burn, or other hazard if mistreated. Do not put your battery in contact with liquids. Do not heat the battery above 140°F (60°C). Heating the battery above 140°F (60°C) could cause the battery to catch fire or explode.

	Do not expose the smartphone and its battery to fire or other external heat sources, such as hot plates, stove tops, space heaters, or ovens, because this could cause fire or explosion.
	Do not attempt to insert foreign objects into the battery. Do not remanufacture, disassemble, modify, crush, puncture, bend, or shred the battery. If the battery has been remanufactured, disassembled, modified, crushed, punctured, or altered in any other way, cease use of the battery immediately. Do not short-circuit the battery or allow metallic or conductive objects to contact the battery terminals.

CAUTION: Do not attempt to remove the battery. The manufacturer specifies batteries for use in smartphones in compliance with IEEE Std 1725. Use of any other batteries might present a risk of fire, explosion, battery leakage, or other hazard. Please ensure you dispose of used batteries according to the instructions set out in this document.

	When this icon appears on your smartphone, there may be a problem with the battery or the battery connection. Try restarting your smartphone. If the icon still appears, return your smartphone to qualified service personnel for repair.
--	--

Driving and walking safely

Do not use your smartphone while you drive. Give your full attention to driving; driving safe is your top priority. You are responsible for knowing and obeying the laws and regulations regarding the use of wireless devices in the areas where you drive.

Store your smartphone safely before driving your vehicle. If your vehicle is equipped with an air bag, do not place your smartphone or any accessories above the air bag, or in the air bag deployment area. If the air bag inflates, serious injury could result.

Radio frequency signals might affect improperly installed or inadequately shielded electronic systems in motor vehicles. Check with the vehicle manufacturer or its representative. If any equipment has been added to your vehicle, you should also consult the manufacturer of that equipment for information on radio frequency signals.

Do not use your smartphone while walking or engaging in any activity that requires your full attention. Not pay attention to traffic or other pedestrian hazards could result in serious harm, death, or property loss.

Accessories

Use only those accessories approved by the manufacturer for use with this particular smartphone model. Use only approved accessories to obtain manufacture warranty.

Carrying solutions: Your smartphone might not come with a holster (body-worn accessory). If you carry the smartphone with you, always put your smartphone in a smartphone holster equipped with an integrated belt clip supplied or approved by the manufacturer. If you do not use a holster equipped with an integrated belt clip supplied or approved by the manufacturer when you carry your smartphone, keep your smartphone at least 0.39 in. (10 mm) from your body when the smartphone is transmitting. When using any data feature of your smartphone (for example, email messages, PIN messages, MMS messages, or browser service), with or without a USB cable, hold your smartphone at least 0.39 in. (10 mm) from your body. Using accessories that are not supplied by or approved by the manufacturer might cause your smartphone to exceed radio frequency exposure guidelines. Whether there are any long term health effects of exceeding radio frequency exposure standards is a subject of ongoing scientific study. For more information about radio frequency exposure, see the "Compliance information" section of this document.

Most of the manufactures approved carrying solutions for smartphones (for example, holsters, totes, and pouches) incorporate a magnet. Do not place items containing magnetic strip components, such as debit cards, credit cards, hotel key cards, phone cards, or similar items, near such carrying solutions. The magnet might damage or erase the data stored on the magnetic strip.

Magnetometer

Your smartphone includes a magnetometer. The magnetometer is used by applications such as the Compass. Magnets or devices that contain magnets, such as holsters, headphones, or monitors, might negatively affect the accuracy of the magnetometer. Do not rely on applications that use the magnetometer to determine your location, particularly in an emergency situation.

Media

Certain jurisdictions might prohibit or restrict your use of certain features on your smartphone. When taking, processing, or using pictures, obey all laws, regulations, procedures, and policies. Including without limitation, any applicable copyright, personal privacy, trade secrets, or security laws that may be in place in your jurisdiction. Honor the personal rights of others. Copyright protections might prevent you from copying, modifying, transferring, or forwarding some pictures, music (including ring tones), or other content.

Audio files: Permanent hearing loss might occur if you listen to audio files at high volumes, particularly with headphones. Avoid increasing the volume of your headphones to block out noisy surroundings. If you experience ringing in your ears or muffled speech, consult a physician.



Camera: Do not aim the camera directly at the sun or any other bright light. Doing so could cause serious damage to your eyes or damage your smartphone. When using the camera flash, keep the camera flash LED aperture at least 19.69 in. (50 cm) from the subject's eyes.

Antenna

Use only the supplied integrated antenna. Unauthorized antenna modifications or attachments could damage the smartphone and might violate U.S. Federal Communications Commission (FCC) regulations or the relevant laws and regulations for your country.

Interference with electronic equipment

Most modern electronic equipment is shielded from radio frequency signals. However, certain electronic equipment might not be shielded against the radio frequency signals from your smartphone.

Pacemakers: Consult a physician or the manufacturer of your pacemaker if you have any questions regarding the effect of radio frequency signals on your pacemaker. Verify that you are using your smartphone in accordance with the safety requirements associated with your particular pacemaker, which might include the following requirements: always keep your smartphone more than 7.88 inches (20 cm) from the pacemaker when your smartphone is turned on, do not carry your smartphone in your breast pocket, and use the ear opposite the pacemaker for making and receiving calls on your smartphone to minimize the potential interference. If you have any reason to suspect that interference is taking place, turn off all wireless connections on your smartphone immediately, stop using your smartphone, and consult a physician.

Hearing aids: Some digital wireless devices might interfere with some hearing aids. In the event of such interference, consult your wireless service provider or contact the manufacturer of your hearing aid to discuss alternatives.

Your smartphone includes a magnetometer, which is used by applications such as the Compass. If an application that uses the magnetometer causes interference with your hearing aid, close the application.

Other medical devices: If you use any other personal medical device, consult the manufacturer to determine if your medical device is adequately shielded from external radio frequency energy. Your physician might be able to assist you in obtaining this information.

Health care facilities: Turn off all wireless connections on your smartphone in health care facilities when any regulations posted in these areas instruct you to do so. Hospitals or health care facilities might be using equipment that could be sensitive to external radio frequency energy.

Aircraft: Federal Aviation Administration (FAA) and Federal Communications Commission (FCC) regulations, and other relevant laws and regulations for your country, prohibit using the radio of wireless devices while in the air. Turn off all wireless connections on your smartphone before boarding an aircraft. The effect of using the smartphone with wireless connections turned on in an aircraft is unknown. Such use might affect aircraft instrumentation, communication, and performance, might disrupt the network, might otherwise be dangerous to the operation of the aircraft, and might be illegal. With all wireless connections on your smartphone turned off, use only nonradio based device applications in accordance with airline regulations for electronic devices.

Dangerous areas

Your smartphone is not an intrinsically safe device and is not suitable for use in hazardous environments, where intrinsically safe devices are required, including without limitation, in the presence of gas fumes, explosive dust situations, operation of nuclear facilities, aircraft navigation or communication services, air traffic control, and life support or weapons systems.

Potentially explosive atmospheres: If you are in any area with a potentially explosive atmosphere, turn off all wireless connections on your smartphone and follow all signs and instructions. Sparks in such areas could cause an explosion or fire resulting in bodily injury or even death.

Areas with a potentially explosive atmosphere are often, but not always, clearly marked. They include fueling areas such as gasoline or petrol stations; below deck on boats; fuel or chemical transfer or storage facilities; vehicles using liquefied petroleum gas, such as propane or butane; areas where the air contains chemicals or particles, such as grain, dust, or metal powders; and any other area where you would normally be advised to turn off your vehicle engine.

Do not use the smartphone to report a gas leak in the vicinity of the leak. Leave the area and make the call from a safe location, if the phone is available and active on your smartphone.

Blasting areas: When in a “blasting area” or an area that indicates that two-way radios should be turned off, to avoid interfering with blasting operations, turn off all wireless connections on your smartphone and obey all signs and instructions.

Operating and storage temperatures

Your smartphone and smartphone charger are designed to be operated and stored within the temperatures outlined below:

Smartphone operating: 32 to 113°F (0 to 45°C)

Smartphone storage (less than 3 months): -4 to 113°F (-20 to 45°C)

Smartphone storage (3 months or more): 77°F (25°C +/- 3°C)

Charger operating: 32 to 104°F (0 to 40°C)

Usage or storage of your smartphone or smartphone accessories outside of the recommended temperature ranges could cause your smartphone to become hot which could result in serious injury or death, or could cause damage to the smartphone, the accessories, or the lithium-ion battery.

Keep your smartphone or smartphone accessories away from heat sources, such as radiators, heat registers, stoves, or other apparatus (including amplifiers) that produce heat. If you are not going to use your smartphone for more than two weeks, turn off the power.

Smartphone cleaning and repair

Cleaning: Do not use liquid, aerosol cleaners, or solvents on or near your smartphone or smartphone accessories, including the battery. Clean only with a soft dry cloth. Disconnect any cables from the computer and unplug any charging accessories from the electrical outlet before cleaning either your smartphone or the charging accessory.

Repair: Do not attempt to modify, disassemble, or service your smartphone or any charging accessory. Do not attempt to replace your nonremovable battery. Only qualified service personnel should perform repairs or battery replacements to your smartphone or charging accessories, and should use only the battery that the manufacturer specifies for use with your particular smartphone model.



If any of the following situations occur, disconnect the power supply cables from the computer or electrical outlet and take your smartphone or charging accessory for service to qualified service personnel:

- The power supply cord, plug, or connector is damaged.
- Liquid has been spilled or objects have fallen into the smartphone or charging accessory.
- The smartphone or charging accessory has been exposed to rain or water.
- The smartphone or charging accessory becomes very hot to the touch.
- The smartphone or charging accessory has been dropped or damaged in any way.
- The smartphone or charging accessory does not operate normally by following the instructions in the user documentation.
- The smartphone or charging accessory exhibits a distinct change in performance.

To reduce the risk of fire or electric shock, adjust only those controls that are covered in the user documentation for your smartphone. An improper adjustment of other controls might cause damage and will often require extensive work by a qualified technician to restore your smartphone, charging accessory, or any other accessory to normal operation.

Failure to observe all safety instructions contained in the user documentation for your smartphone will void the Limited Warranty and might lead to suspension or denial of services to the offender, legal action, or both.

Smartphone and battery disposal

	Do not dispose of either your smartphone or the battery in household waste bins or in a fire.
	Your smartphone and battery are recyclable where facilities exist. This symbol is not intended to indicate the use of recycled materials. For more information, please visit the USA and Canada website at www.blackberrymobile.com/us/recycling/ and www.blackberrymobile.com/ca/recycling/ .



BlackBerry partners with Call2Recycle to offer a safe and convenient battery recycling program. For more information on our Battery Recycling Program, please visit the USA and Canada website at www.blackberrymobile.com/us/recycling/ and www.blackberrymobile.com/ca/recycling/.

Dispose of your smartphone and its battery in accordance with the laws and regulations in your area governing disposal of such cell types.

Compliance information

Exposure to radio frequency signals

The smartphone radio is a low-power radio transmitter and receiver. It is designed to comply with the following:

- Federal Communications Commission (FCC) guidelines and limits
- Other relevant international guidelines regarding safety levels of radio frequency exposure for wireless devices

These guidelines were developed by independent scientific experts, governments, and organizations including the following:

- The Institute of Electrical and Electronics Engineers Standard (IEEE)
- The National Council on Radiation Protection and Measurements (NCRP)

To maintain compliance with radio frequency exposure guidelines and limits, keep the smartphone at least 0.39 in. (10 mm) away from your body. When you carry the smartphone on your body, use only accessories equipped with an integrated belt clip that are supplied or approved by the manufacturer. If you use a body-worn accessory not supplied by the manufacturer, verify that the accessory does not contain metal and keep the smartphone at least 0.39 in. (10 mm) from your body.

To reduce radio frequency exposure: (i) use the smartphone in areas where there is a strong wireless signal; (ii) use hands-free options; and (iii) reduce the amount of time spent on calls, or send an email, text message, or BBM message instead.

Specific absorption rate data

THIS WIRELESS DEVICE MODEL MEETS GOVERNMENT REQUIREMENTS FOR EXPOSURE TO RADIO WAVES WHEN USED AS DIRECTED IN THIS SECTION.

The smartphone is designed and manufactured not to exceed the emission limits for exposure to radio frequency (RF) energy set by the Federal Communications Commission (FCC) of the U.S. Government when used as directed in the previous section. These limits are part of comprehensive guidelines and establish permitted levels of RF energy for the general population. The guidelines are based on standards that were developed by independent scientific organizations through periodic and thorough evaluation of scientific studies. The exposure standard for wireless devices employs a unit of measurement known as the Specific Absorption Rate, or SAR. The SAR limit set by the FCC is 1.6W/kg*. Tests for SAR are conducted using standard operating positions specified by the FCC with the device transmitting at its highest certified power level in all tested frequency bands. Although the SAR is determined at the highest certified power level, the actual SAR level of the device while operating can be well below the maximum value. This is because the device is designed to operate at multiple power levels so as to use only the power required to reach the network. In general, the closer you are to a wireless base station antenna, the lower the power output.

The highest SAR value for this smartphone when tested for use at the ear is:

Smartphone	SAR (W/kg) for 1 g
BlackBerry® Krypton (BBD100-1)	1.16

The highest SAR value for this smartphone when tested in a BlackBerry holster with an integrated belt clip or at a distance of 0.59 in. (15 mm) from the body, is:

Smartphone	SAR (W/kg) for 1 g
BlackBerry® Krypton (BBD100-1)	1.26

* In the United States and Canada, the SAR limit for mobile devices used by the public is 1.6W/kg averaged over 1 g of tissue for the body or head (4.0W/kg averaged over 10 g of tissue for the extremities - hands, wrists, ankles, and feet).

Body-worn measurements (recommended separation distances) differ among wireless devices, including smartphones, depending upon supplied or available accessories and applicable FCC and ISEDC requirements.

The FCC has granted an Equipment Authorization for this smartphone based on reported SAR levels complying with the FCC radio frequency emission guidelines when the smartphone is used as directed in this section. SAR information for this smartphone is on file with the FCC and can be found under the Display Grant section of www.fcc.gov/oet/ea after searching for the FCC ID for your smartphone listed below.

- FCC ID: 2ACCJN019

Additional information on SAR can be found at www.ctia.org (CTIA - The Wireless Association), or www.tele.soumu.go.jp/e/index.htm (Telecommunications Bureau of the Ministry of Internal Affairs and Communications).

FCC compliance statement (United States)

FCC Class B Part 15

This smartphone complies with Part 15 of the Federal Communications Commission (FCC) Rules. Operation is subject to the following two conditions: (1) this smartphone may not cause harmful interference, and (2) this smartphone must accept any interference received, including interference that may cause undesired operation.

Caution: Changes or modifications to this unit not expressly approved by the party responsible for compliance could void the user's authority to operate this equipment.

This equipment has been tested and found to comply with the limits for a Class B digital device, pursuant to Part 15 of the FCC Rules. These limits are designed to provide reasonable protection against harmful interference in a residential installation. This equipment generates, uses, and can radiate radio frequency energy and, if not installed and used in accordance with the manufacturer's instructions, may cause interference harmful to radio communications.

There is no guarantee, however, that interference will not occur in a particular installation. If this equipment does cause harmful interference to radio or television reception, which can be determined by turning on and turning off the equipment, the user is encouraged to try to correct the interference by one or more of the following measures: reorient or relocate the receiving antenna, increase the separation between the equipment and receiver, connect the equipment to an outlet on a circuit different from that to which the receiver is connected, or consult the dealer or an experienced radio or TV technician for help.

US Information Concerning the Federal Communications Commission ("FCC") Requirements for Hearing Aid Compatibility with Wireless Devices

When wireless devices are used near hearing devices (such as hearing aids and cochlear implants), users may detect a buzzing, humming, or whining noise. Some hearing devices are more immune than others to this interference, and wireless devices also vary in the amount of interference that they generate.

The wireless telephone industry has developed ratings to assist hearing device users in finding wireless devices that may be compatible with their hearing devices. Not all wireless devices have been rated. Wireless devices that are rated will have the rating displayed on the box together with other relevant approval markings.

The ratings are not guarantees. Results will vary depending on the user's hearing device and hearing loss. If your hearing device is vulnerable to interference, you may not be able to use a rated wireless device successfully.

Consulting with your hearing health professional and testing the wireless device with your hearing device is the best way to evaluate it for your personal needs.

This smartphone has been tested and rated for use with hearing aids for some of the wireless technologies that the smartphone uses. However, other wireless technologies may be used in this smartphone that have not been tested for use with hearing aids. It is important to try the different features of your smartphone thoroughly and in different locations to determine if you hear any interfering noise when using this smartphone with your hearing aid or cochlear implant. Consult your wireless service provider about its return and exchange policies, and for information about hearing aid compatibility.

Hearing aid compatibility rating for this smartphone: M4/T4.

Reference	Title	Version
ANSI C63.19-2011	American National Standard for Methods of Measurement of Compatibility between Wireless Communication Devices and Hearing Aids	2011 Edition

How the ratings work

M-Ratings: Wireless devices rated M3 or M4 meet FCC requirements and are likely to generate less interference to hearing devices than wireless devices that are not labeled. M4 is the better or higher of the two ratings.

T-Ratings: Wireless devices rated T3 or T4 meet FCC requirements and are likely to be more usable with a hearing device's telecoil ("T Switch" or "Telephone Switch") than unrated wireless devices. T4 is the better or higher of the two ratings. (Note that not all hearing devices have telecoils in them.)

Hearing devices may also be measured for immunity to this type of interference. Your hearing device manufacturer or hearing health professional may help you find results for your hearing device. The more immune your hearing aid is, the less likely you are to experience interference noise from wireless devices.

For more information about the actions that the FCC has taken with regard to hearing aid compatibility with wireless devices and other steps that the FCC has taken to ensure that individuals with disabilities have access to telecommunications services, visit www.fcc.gov/cgb/dro.

Additional regulatory conformance

Specific details about compliance to the standards and regulatory bodies for your smartphone may be obtained from the manufacturer.

To view FCC ID, model, and compliance information for your smartphone, swipe down from the top of the screen once using two fingers, or twice using one finger. Tap **Settings** > **About phone** > **Regulatory approvals**.

Product information

Mechanical properties:

- Weight: approximately 5.89 oz (167 g) including lithium-ion battery
- Size (L x W x H): 6.13 x 2.97 x 0.32 in. (155.8 x 75.5 x 8.12mm)
- 4-GB memory, 32-GB application storage, microSD card slot

Power specifications:

- Nonremovable, rechargeable lithium-ion battery
- Supports 3V, 1.8V nano SIM cards
- Port compatibility for data synchronization and charging: USB Type-C

Mobile network radio specifications:

- LTE Home band support: B1/ 3/ 7/8/20/26/28/32/38/40/41: 23dBm(10M PRB)
- LTE Roaming band support: B2/4/5/12/13/17/19/39: 23dBm(10M PRB)
- WCDMA band support: 1/2/4/5/6/8: 23.5dBm
- GSM band support: 850/900: 32.5dBm 1800/1900: 29.5dBm
- Power class: Class 1 (DCS 1800, PCS 1900), Class 3 (UMTS, LTE), Class 4 (GSM 850) as defined in GSM 5.05, Class 4 (GSM 900) as defined in GSM 02.06, Class E2 (GSM 850, GSM 900, DCS 1800, PCS 1900)
- Transmitting frequency: 699 to 716 MHz, 703 to 748 MHz, 777 to 787 MHz, 814 to 849 MHz, 832 to 862 MHz, 880 to 915 MHz, 1710 to 1755 MHz, 1710 to 1785 MHz, 1850 to 1910 MHz, 1880 to 1920 MHz, 1920 to 1980 MHz, 2305 to 2315 MHz, 2500 to 2570 MHz, 2496 to 2690 MHz, 2300 to 2400 MHz
- Receiving frequency: 717 to 728 MHz, 729 to 746 MHz, 746 to 756 MHz, 758 to 803 MHz, 791 to 821 MHz, 859 to 894 MHz, 925 to 960 MHz, 1805 to 1880 MHz, 1880 to 1920 MHz, 1930 to 1990 MHz, 2110 to 2155 MHz, 2110 to 2170 MHz, 2350 to 2360 MHz, 2496 to 2690 MHz, 2620 to 2690 MHz, 2300 to 2400 MHz 1452 to 1496 MHz

Wi-Fi network radio specifications:

- Wireless LAN standard: IEEE 802.11a, IEEE 802.11b, IEEE 802.11g, IEEE 802.11n, IEEE 802.11ac
- Transmitting and receiving frequency for IEEE 802.11b/IEEE 802.11g/IEEE 802.11n: 2.412 to 2.462 GHz
- Transmitting and receiving frequency for IEEE 802.11a/IEEE 802.11n/IEEE 802.11ac: 5.180 to 5.825 GHz

Bluetooth radio specifications:

- Single-band support: ISM 2.4 GHz
- Transmitting and receiving frequency: 2402 to 2480 MHz
- Bluetooth Class 1

If your smartphone supports NFC technology, the following specifications apply:

- Operating frequency: 13.56 MHz
- Supported modes: reader/writer, card emulation, peer-to-peer

Legal notice

Trademarks, including but not limited to BLACKBERRY and EMBLEM Design, are the trademarks or registered trademarks of BlackBerry Limited and used under license by TCL Communication Ltd.

Bluetooth is a trademark of Bluetooth SIG. Call2Recycle is a trademark of Call2Recycle, Inc. CTIA - The Wireless Association is a trademark of CTIA - The Wireless Association. GSM is a trademark of the GSM MOU Association. IEEE Std 1725, IEEE 802.11a, 802.11b, 802.11g, and 802.11n are trademarks of the Institute of Electrical and Electronics Engineers, Inc.

Wi-Fi CERTIFIED™ is an internationally-recognized seal of approval for products indicating that they have met industry-agreed standards for interoperability, security, and a range of application specific protocols. Wi-Fi CERTIFIED products have undergone rigorous testing by one of our independent Authorized Test Laboratories. When a product successfully passes testing, the manufacturer or vendor is granted the right to use the Wi-Fi CERTIFIED logo. Certification means that a product has been tested in numerous configurations with a diverse sampling of other devices to validate interoperability with other Wi-Fi CERTIFIED equipment operating in the same frequency band.

All other trademarks are the property of their respective owners. This documentation including all documentation incorporated by reference herein such as documentation provided or made available on the manufacturer website is provided “as is” and without condition, endorsement, guarantee, representation or warranty, or liability of any kind by the manufacturer and its affiliated companies, all of which are expressly disclaimed to the maximum extent permitted by applicable law in your jurisdiction.

Manufacturer: TCL Communication Ltd.

Address: 5/F, Building 22E, 22 Science Park East Avenue, Hong Kong Science Park, Shatin, NT, Hong Kong

For more information you can go to www.blackberrymobile.com

IT IS IMPORTANT THAT YOU READ THE SAFETY AND PRODUCT INFORMATION BOOKLET (INCLUDED) PRIOR TO USING YOUR BLACKBERRY SMARTPHONE. It contains essential safety information related to your smartphone.

Trademarks, including but not limited to BLACKBERRY and EMBLEM Design, are the trademarks or registered trademarks of BlackBerry Limited and used under license by TCL Communication Ltd.

Android™ and Google Play™ are trademarks of Google Inc. USB Type-C™ is a trademark of USB Implementers Forum, Inc. All other trademarks are the property of their respective owners.