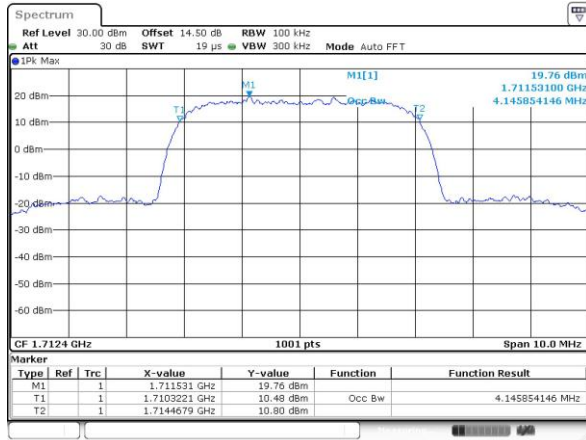


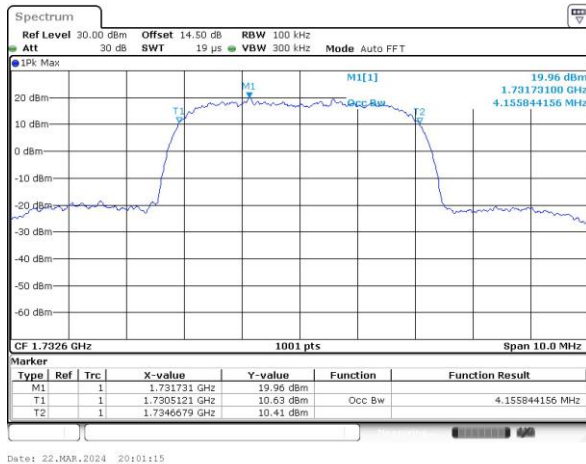


### WCDMA Band IV (RMC 12.2Kbps)

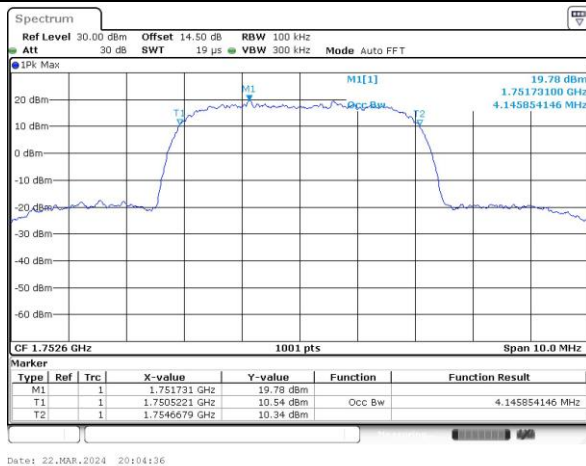
#### Lowest Channel



#### Middle Channel



#### Highest Channel

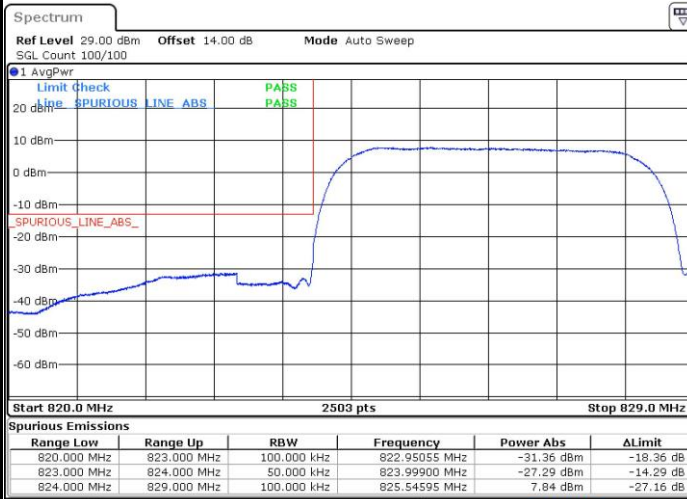




# Conducted Band Edge

## WCDMA Band V (RMC 12.2Kbps)

### Lowest Band Edge

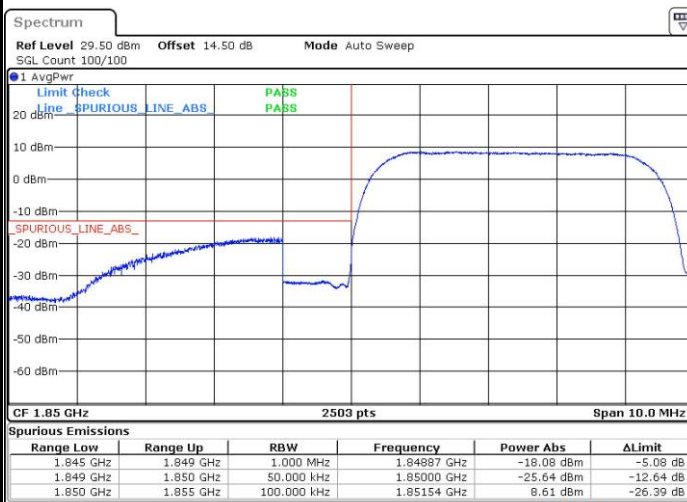


### Highest Band Edge

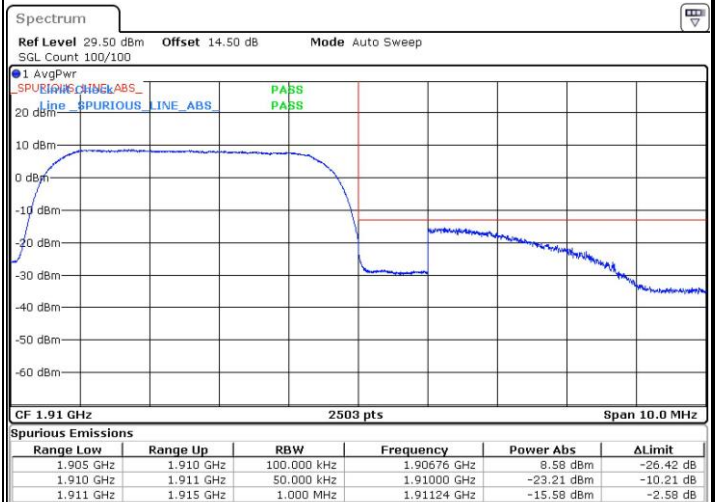


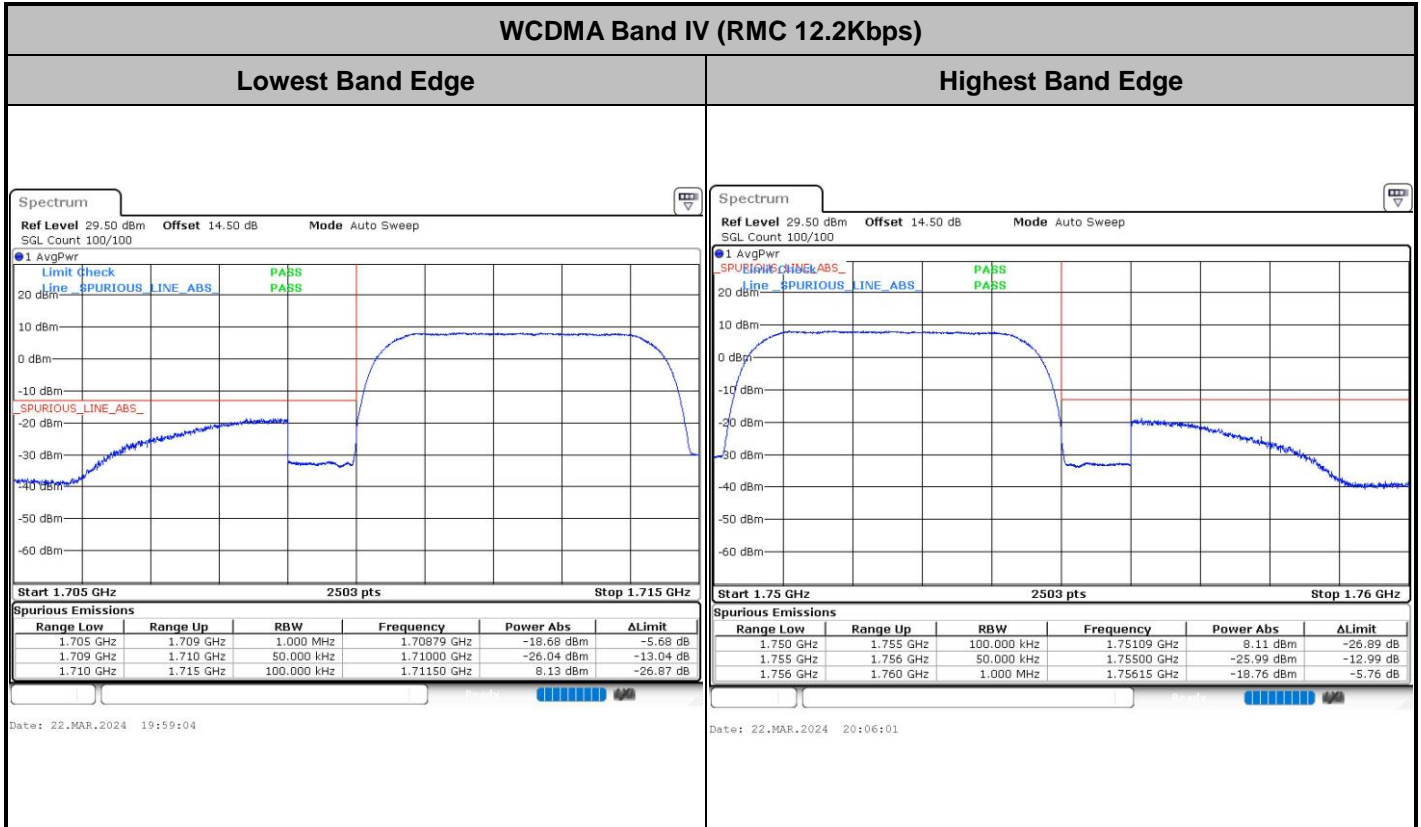
## WCDMA Band II (RMC 12.2Kbps)

### Lowest Band Edge



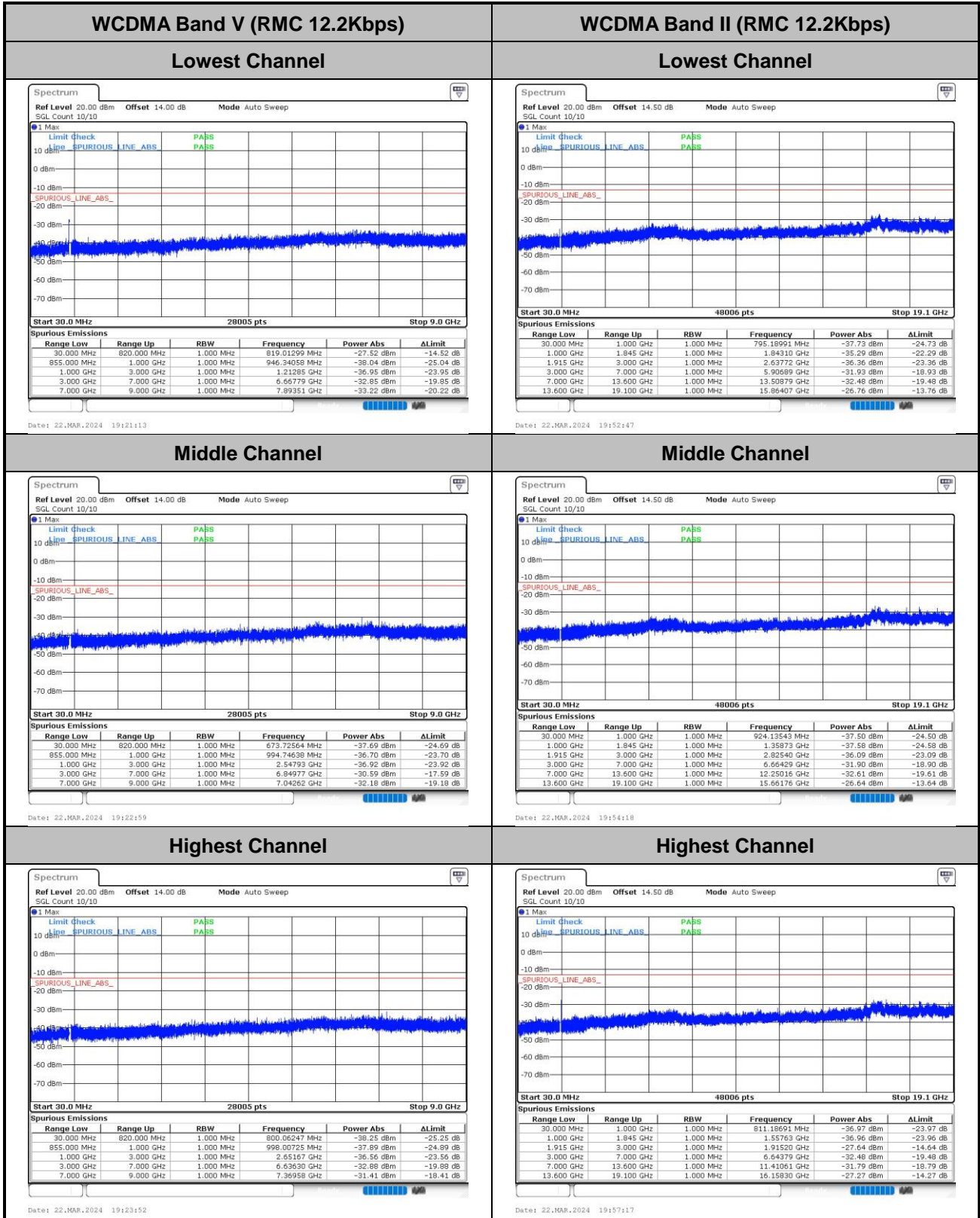
### Highest Band Edge

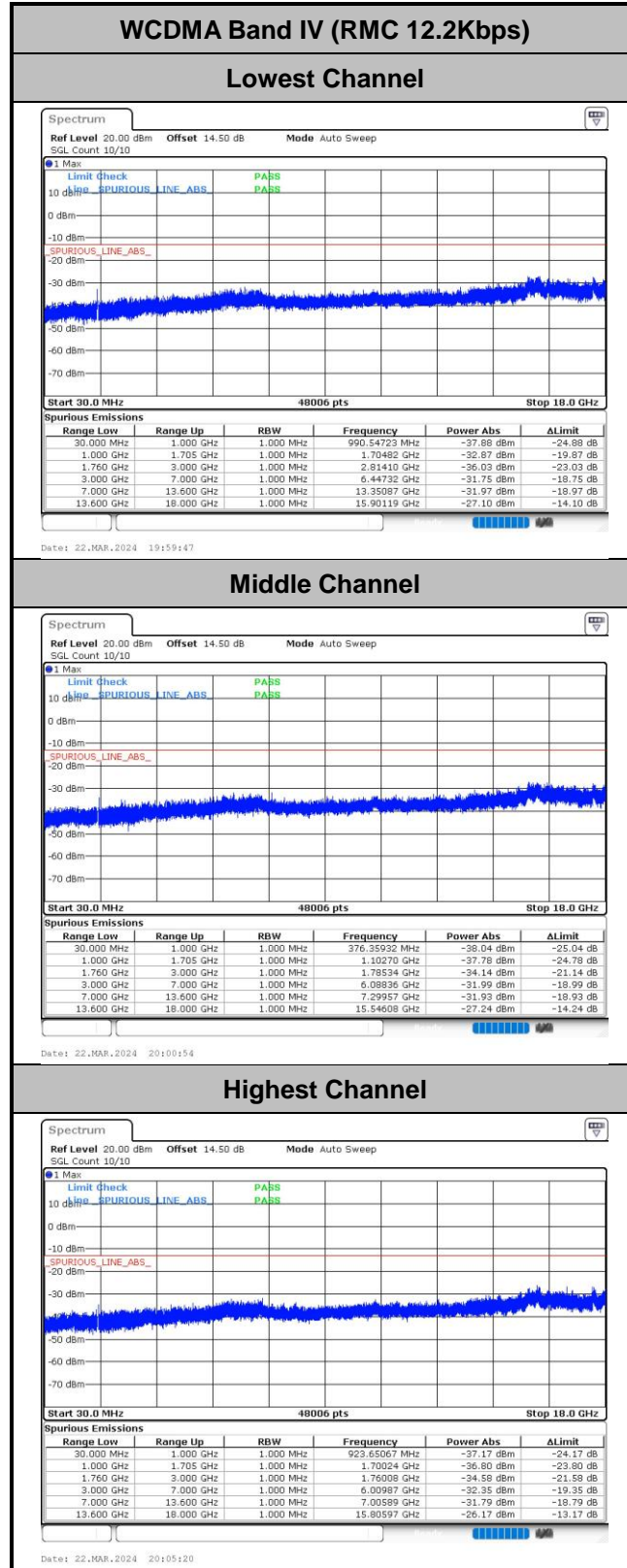






# Conducted Spurious Emission







### Frequency Stability

Test Conditions	Middle Channel	WCDMA Band V (RMC 12.2Kbps)	Limit 2.5ppm
Temperature (°C)	Voltage (Volt)	Deviation (ppm)	Result
50	Normal Voltage	0.0012	PASS
40	Normal Voltage	0.0011	
30	Normal Voltage	0.0020	
20(Ref.)	Normal Voltage	0.0000	
10	Normal Voltage	0.0005	
0	Normal Voltage	0.0026	
-10	Normal Voltage	0.0014	
-20	Normal Voltage	0.0024	
-30	Normal Voltage	0.0006	
20	Maximum Voltage	0.0007	
20	Normal Voltage	0.0000	
20	Battery End Point	0.0007	

Test Conditions	Middle Channel	WCDMA Band II (RMC 12.2Kbps)	Limit Note 2.
Temperature (°C)	Voltage (Volt)	Deviation (ppm)	Result
50	Normal Voltage	0.0003	PASS
40	Normal Voltage	0.0001	
30	Normal Voltage	0.0002	
20(Ref.)	Normal Voltage	0.0000	
10	Normal Voltage	0.0010	
0	Normal Voltage	0.0002	
-10	Normal Voltage	0.0006	
-20	Normal Voltage	0.0003	
-30	Normal Voltage	0.0009	
20	Maximum Voltage	0.0014	
20	Normal Voltage	0.0000	
20	Battery End Point	0.0001	

**Note:**

1. Normal Voltage = 3.85 V. ; Battery End Point (BEP) = 3.6 V. ; Maximum Voltage = 4.4 V.
2. The frequency fundamental emissions stay within the authorized frequency block based on the frequency deviation measured is small.





Test Conditions	Middle Channel	WCDMA Band IV (RMC 12.2Kbps)	Limit Note 2.
Temperature (°C)	Voltage (Volt)	Deviation (ppm)	Result
50	Normal Voltage	0.0007	PASS
40	Normal Voltage	0.0003	
30	Normal Voltage	0.0035	
20(Ref.)	Normal Voltage	0.0000	
10	Normal Voltage	0.0033	
0	Normal Voltage	0.0006	
-10	Normal Voltage	0.0032	
-20	Normal Voltage	0.0001	
-30	Normal Voltage	0.0001	
20	Maximum Voltage	0.0005	
20	Normal Voltage	0.0000	
20	Battery End Point	0.0005	

**Note:**

1. Normal Voltage = 3.85 V. ; Battery End Point (BEP) = 3.6 V. ; Maximum Voltage = 4.4 V.
2. The frequency fundamental emissions stay within the authorized frequency block based on the frequency deviation measured is small.



## Appendix B. Test Results of Radiated Test

### Radiated Spurious Emission

Test Engineer :	HuaCong Liang	Temperature :	22~25°C
		Relative Humidity :	48~52%

GSM850 (GSM) Ant.0									
Channel	Frequency ( MHz )	ERP ( dBm )	Limit ( dBm )	Over Limit ( dB )	SPA Reading (dBm)	S.G. Power ( dBm )	TX Cable loss ( dB )	TX Antenna Gain (dBi)	Polarization (H/V)
Middle	1672.8	-52.77	-13	-39.77	-65.03	-56.02	4.00	9.40	H
	2509.2	-42.70	-13	-29.70	-62.20	-46.27	4.88	10.60	H
	3345.6	-58.53	-13	-45.53	-79.87	-63.46	5.52	12.60	H
	1672.8	-57.53	-13	-44.53	-70.50	-60.78	4.00	9.40	V
	2509.2	-47.04	-13	-34.04	-66.75	-50.61	4.88	10.60	V
	3345.6	-58.23	-13	-45.23	-79.87	-63.16	5.52	12.60	V

Remark: Spurious emissions within 30-1000MHz were found more than 20dB below limit line.

GSM850 (EDGE 1 Tx slots) Ant.0									
Channel	Frequency ( MHz )	ERP ( dBm )	Limit ( dBm )	Over Limit ( dB )	SPA Reading (dBm)	S.G. Power ( dBm )	TX Cable loss ( dB )	TX Antenna Gain (dBi)	Polarization (H/V)
Middle	1672.8	-57.51	-13	-44.51	-69.77	-60.76	4.00	9.40	H
	2509.2	-49.62	-13	-36.62	-69.12	-53.19	4.88	10.60	H
	3345.6	-58.41	-13	-45.41	-79.75	-63.34	5.52	12.60	H
	1672.8	-55.27	-13	-42.27	-68.24	-58.52	4.00	9.40	V
	2509.2	-51.15	-13	-38.15	-70.86	-54.72	4.88	10.60	V
	3345.6	-58.45	-13	-45.45	-80.09	-63.38	5.52	12.60	V

Remark: Spurious emissions within 30-1000MHz were found more than 20dB below limit line.

WCDMA Band V(RMC 12.2Kbps) Ant.0									
Channel	Frequency ( MHz )	ERP ( dBm )	Limit ( dBm )	Over Limit ( dB )	SPA Reading (dBm)	S.G. Power ( dBm )	TX Cable loss ( dB )	TX Antenna Gain (dBi)	Polarization (H/V)
Middle	1672.8	-63.95	-13	-50.95	-76.21	-67.20	4.00	9.40	H
	2509.2	-59.33	-13	-46.33	-78.83	-62.90	4.88	10.60	H
	3345.6	-58.88	-13	-45.88	-80.22	-63.81	5.52	12.60	H
	1672.8	-64.00	-13	-51.00	-76.97	-67.25	4.00	9.40	V
	2509.2	-59.66	-13	-46.66	-79.37	-63.23	4.88	10.60	V
	3345.6	-58.38	-13	-45.38	-80.02	-63.31	5.52	12.60	V

Remark: Spurious emissions within 30-1000MHz were found more than 20dB below limit line.





GSM1900 (GSM) Ant.2									
Channel	Frequency ( MHz )	EIRP ( dBm )	Limit ( dBm )	Over Limit ( dB )	SPA Reading (dBm)	S.G. Power ( dBm )	TX Cable loss ( dB )	TX Antenna Gain (dBi)	Polarization (H/V)
Middle	3760	-57.79	-13	-44.79	-80.28	-64.54	5.85	12.60	H
	5640	-56.68	-13	-43.68	-81.08	-62.48	7.30	13.10	H
	7520	-54.21	-13	-41.21	-81.09	-57.36	8.35	11.50	H
	3760	-55.43	-13	-42.43	-81.08	-62.18	5.85	12.60	V
	5640	-56.73	-13	-43.73	-81.28	-62.53	7.30	13.10	V
	7520	-54.44	-13	-41.44	-81.3	-57.59	8.35	11.50	V

Remark: Spurious emissions within 30-1000MHz were found more than 20dB below limit line.

GSM1900 (EDGE 1 Tx slots) Ant.2									
Channel	Frequency ( MHz )	EIRP ( dBm )	Limit ( dBm )	Over Limit ( dB )	SPA Reading (dBm)	S.G. Power ( dBm )	TX Cable loss ( dB )	TX Antenna Gain (dBi)	Polarization (H/V)
Middle	3760	-57.81	-13	-44.81	-80.30	-64.56	5.85	12.60	H
	5640	-56.71	-13	-43.71	-81.11	-62.51	7.30	13.10	H
	7520	-54.37	-13	-41.37	-81.25	-57.52	8.35	11.50	H
	3760	-55.34	-13	-42.34	-80.99	-62.09	5.85	12.60	V
	5640	-56.63	-13	-43.63	-81.18	-62.43	7.30	13.10	V
	7520	-54.61	-13	-41.61	-81.47	-57.76	8.35	11.50	V

Remark: Spurious emissions within 30-1000MHz were found more than 20dB below limit line.

WCDMA Band II(RMC 12.2Kbps) Ant.2									
Channel	Frequency ( MHz )	EIRP ( dBm )	Limit ( dBm )	Over Limit ( dB )	SPA Reading (dBm)	S.G. Power ( dBm )	TX Cable loss ( dB )	TX Antenna Gain (dBi)	Polarization (H/V)
Middle	3760	-57.29	-13	-44.29	-79.78	-64.04	5.85	12.60	H
	5640	-56.68	-13	-43.68	-81.08	-62.48	7.30	13.10	H
	7520	-54.25	-13	-41.25	-81.13	-57.40	8.35	11.50	H
	3760	-55.28	-13	-42.28	-80.93	-62.03	5.85	12.60	V
	5640	-56.38	-13	-43.38	-80.93	-62.18	7.30	13.10	V
	7520	-54.60	-13	-41.60	-81.46	-57.75	8.35	11.50	V

Remark: Spurious emissions within 30-1000MHz were found more than 20dB below limit line.

WCDMA Band IV(RMC 12.2Kbps) Ant.2									
Channel	Frequency ( MHz )	EIRP ( dBm )	Limit ( dBm )	Over Limit ( dB )	SPA Reading (dBm)	S.G. Power ( dBm )	TX Cable loss ( dB )	TX Antenna Gain (dBi)	Polarization (H/V)
Middle	3465.2	-58.70	-13	-45.70	-80.95	-65.55	5.65	12.50	H
	5197.8	-56.65	-13	-43.65	-81.50	-62.32	7.13	12.80	H
	6930.4	-55.47	-13	-42.47	-81.76	-58.87	8.40	11.80	H
	3465.2	-58.28	-13	-45.28	-80.33	-65.13	5.65	12.50	V
	5197.8	-56.50	-13	-43.50	-81.62	-62.17	7.13	12.80	V
	6930.4	-54.30	-13	-41.30	-81.51	-57.70	8.40	11.80	V

Remark: Spurious emissions within 30-1000MHz were found more than 20dB below limit line