



# SAR TEST REPORT

No. 23T04Z80937-15

For

**TCL Communication Ltd.**

**GSM/UMTS/LTE/NR Mobile phone**

**Model Name: T702W**

**FCC ID: 2ACCJH181**

with

**Hardware Version: 03**

**Software Version: 5ES6**

**Issued Date: 2024-2-5**

**Note:**

The test results in this test report relate only to the devices specified in this report. This report shall not be reproduced except in full without the written approval of CTTL.

**Test Laboratory:**

**CTTL-Telecommunication Technology Labs, CAICT**

No. 52, Huayuan North Road, Haidian District, Beijing, P. R. China 100191.

Tel:+86(0)10-62304633-2512, Fax:+86(0)10-62304633-2504

Email: [ctl\\_terminals@caict.ac.cn](mailto:ctl_terminals@caict.ac.cn), website: [www.caict.ac.cn](http://www.caict.ac.cn)



## **REPORT HISTORY**

<b>Report Number</b>	<b>Revision</b>	<b>Issue Date</b>	<b>Description</b>
23T04Z80937-15	Rev.0	2024-02-05	Initial creation of test report

## TABLE OF CONTENT

<b>1 TEST LABORATORY</b> .....	<b>5</b>
1.1. INTRODUCTION & ACCREDITATION.....	5
1.2. TESTING LOCATION .....	5
1.3. TESTING ENVIRONMENT .....	5
1.4. PROJECT DATA.....	5
1.5. SIGNATURE .....	5
<b>2 STATEMENT OF COMPLIANCE</b> .....	<b>6</b>
<b>3 CLIENT INFORMATION</b> .....	<b>8</b>
3.1 APPLICANT INFORMATION .....	8
3.2 MANUFACTURER INFORMATION .....	8
<b>4 EQUIPMENT UNDER TEST (EUT) AND ANCILLARY EQUIPMENT (AE)</b> .....	<b>9</b>
4.1 ABOUT EUT .....	9
4.2 INTERNAL IDENTIFICATION OF EUT USED DURING THE TEST .....	10
4.3 INTERNAL IDENTIFICATION OF AE USED DURING THE TEST .....	10
<b>5 TEST METHODOLOGY</b> .....	<b>11</b>
5.1 APPLICABLE LIMIT REGULATIONS.....	11
5.2 APPLICABLE MEASUREMENT STANDARDS .....	11
<b>6 SPECIFIC ABSORPTION RATE (SAR)</b> .....	<b>12</b>
6.1 INTRODUCTION.....	12
6.2 SAR DEFINITION.....	12
<b>7 TISSUE SIMULATING LIQUIDS</b> .....	<b>13</b>
7.1 TARGETS FOR TISSUE SIMULATING LIQUID.....	13
7.2 DIELECTRIC PERFORMANCE .....	13
<b>8 SYSTEM VERIFICATION</b> .....	<b>15</b>
8.1 SYSTEM SETUP.....	15
8.2 SYSTEM VERIFICATION.....	16
<b>9 MEASUREMENT PROCEDURES</b> .....	<b>17</b>
9.1 TESTS TO BE PERFORMED .....	17
9.2 GENERAL MEASUREMENT PROCEDURE.....	19
9.3 WCDMA MEASUREMENT PROCEDURES FOR SAR.....	20
9.4 SAR MEASUREMENT FOR LTE.....	21
9.5 BLUETOOTH & WI-FI MEASUREMENT PROCEDURES FOR SAR .....	23
9.6 POWER DRIFT.....	23
<b>10 AREA SCAN BASED 1-G SAR</b> .....	<b>24</b>

10.1 REQUIREMENT OF KDB.....	24
10.2 FAST SAR ALGORITHMS.....	24
<b>11 CONDUCTED OUTPUT POWER.....</b>	<b>25</b>
11.1 GSM MEASUREMENT RESULT .....	25
11.2 WCDMA MEASUREMENT RESULT .....	28
11.3 LTE MEASUREMENT RESULT .....	30
11.4 WI-FI AND BT MEASUREMENT RESULT .....	80
11.5 5G NR MEASUREMENT RESULT.....	88
<b>12 SIMULTANEOUS TX SAR CONSIDERATIONS.....</b>	<b>106</b>
12.1 TRANSMIT ANTENNA SEPARATION DISTANCES.....	106
12.2 SAR MEASUREMENT POSITIONS.....	106
<b>13 EVALUATION OF SIMULTANEOUS.....</b>	<b>107</b>
<b>14 SAR TEST RESULT .....</b>	<b>110</b>
14.1 SAR RESULTS FOR 2G/3G/4G .....	112
14.2 SAR RESULTS FOR 5G NR.....	117
14.3 WLAN EVALUATION FOR 2.4G .....	120
14.4 SAR RESULTS FOR BT/NFC .....	123
<b>15 SAR MEASUREMENT VARIABILITY.....</b>	<b>124</b>
<b>16 MEASUREMENT UNCERTAINTY .....</b>	<b>125</b>
16.1 MEASUREMENT UNCERTAINTY FOR NORMAL SAR TESTS (300MHZ~3GHZ).....	125
16.2 MEASUREMENT UNCERTAINTY FOR NORMAL SAR TESTS (3~6GHZ) .....	126
16.3 MEASUREMENT UNCERTAINTY FOR FAST SAR TESTS (300MHZ~3GHZ).....	127
16.4 MEASUREMENT UNCERTAINTY FOR FAST SAR TESTS (3~6GHZ) .....	128
<b>17 MAIN TEST INSTRUMENTS.....</b>	<b>130</b>
<b>APPENDIXES .....</b>	<b>131</b>

## 1 Test Laboratory

### 1.1. Introduction & Accreditation

Telecommunication Technology Labs, CAICT is an ISO/IEC 17025:2017 accredited test laboratory under American Association for Laboratory Accreditation (A2LA) with lab code 7049.01, and is also an FCC accredited test laboratory (CN1349), and ISED accredited test laboratory (CAB identifier:CN0066). The detail accreditation scope can be found on A2LA website.

### 1.2. Testing Location

Location 1: CTTL(huayuan North Road)

Address: No. 52, Huayuan North Road, Haidian District, Beijing,  
P. R. China 100191

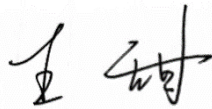
### 1.3. Testing Environment

Normal Temperature: 15-35°C  
Extreme Temperature: -10/+55°C  
Relative Humidity: 20-75%

### 1.4. Project data

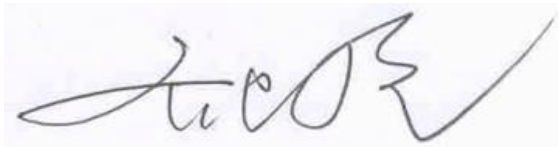
Testing Start Date: 2024-01-10  
Testing End Date: 2024-01-26

### 1.5. Signature



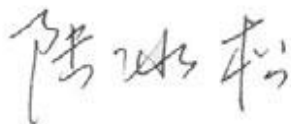
---

**WangTian**  
(Prepared this test report)



---

**Qi Dianyuan**  
(Reviewed this test report)



---

**Lu Bingsong**  
Deputy Director of the laboratory  
(Approved this test report)

## 2 Statement of Compliance

The maximum results of Specific Absorption Rate (SAR) found during testing for TCL Communication Ltd. GSM/UMTS/LTE/NR Mobile phone T702W are as follows:

**Table 2.1: Highest Reported SAR (1g)**

Technology Band	Antenn a	Head	Hotspot	Body Worn	Phablet-10g	Equipment Class
GSM850	0	0.91	0.46	0.46	\	PCE
GSM1900	2	0.60	0.22	0.22	\	
WCDMA1900	2	1.05	0.84	0.84	2.07	
WCDMA1700	2	0.95	0.87	0.87	\	
WCDMA 850	0	0.64	0.45	0.45	\	
LTE Band7	4	1.22	0.70	0.46	1.94	
LTE Band12	0	0.73	0.43	0.43	\	
LTE Band13	0	0.82	0.62	0.62	\	
LTE Band25	2	0.76	0.74	0.36	\	
LTE Band26	0	0.98	0.64	0.64	1.66	
LTE Band41-PC3	4	0.65	0.45	0.29	\	
LTE Band41-PC2	4	0.73	0.65	0.49	\	
LTE Band66	1	0.19	0.10	0.33	\	
LTE Band66	2	0.87	0.47	0.26	\	
LTE Band71	0	0.56	0.44	0.44	\	
5G NR n25	2	1.12	0.63	0.35	\	
5G NR n41-PC2	1	0.20	0.18	0.25	\	
5G NR n41-PC2	4	0.96	0.71	0.44	\	
5G NR n66	2	0.94	0.30	0.27	\	
5G NR n71	0	0.52	0.43	0.43	\	
5G NR n77L-PC2	2	0.48	0.63	0.30	3.24	
5G NR n77H-PC2	2	0.66	0.33	0.59	\	
5G NR n77L-PC2	6	0.35	0.31	0.05	\	
5G NR n77H-PC2	6	0.38	0.29	0.25	\	
WLAN 2.4GHz	7	0.81	0.10	0.23	0.50	DTS
WLAN 5GHz	7	0.75	0.03	0.68	0.31	NII
BT	7	<0.01	<0.01	<0.01	\	DSS
NFC		<0.01	<0.01	<0.01	\	DXX

The SAR values found for the Mobile Phone are below the maximum recommended levels of 1.6 W/kg as averaged over any 1g tissue according to the ANSI C95.1-1992.

For body operation, this device has been tested and meets FCC RF exposure guidelines when used with any accessory that contains no metal and which provides a minimum separation distance of 10 mm between this device and the body of the user. Use of other accessories may not ensure compliance with FCC RF exposure guidelines.

The EUT battery must be fully charged and checked periodically during the test to ascertain uniform power output.

The measurement together with the test system set-up is described in annex C of this test report. A detailed description of the equipment under test can be found in chapter 4 of this test report. The highest reported SAR value is obtained at the case of **(Table 2.1)**, and the values are:

**Head: 1.22 W/kg(1g)**

**Hotspot:0.87 W/kg(1g)**

**Body worn:0.87 W/kg(1g).**

**Table 2.2: The sum of SAR values for Main antenna+WiFi5G+BT+NFC**

	Position	N25 ANT2	WiFi-5G	BT	NFC	Sum
<b>Highest SAR value for Head</b>	Left head, Cheek	1.12	0.34	<0.01	<0.01	1.46

According to the above tables, the highest sum of reported SAR values is **1.46 W/kg (1g)**. The detail for simultaneous transmission consideration is described in chapter 13.

### 3 Client Information

#### 3.1 Applicant Information

Company Name:	TCL Communication Ltd.
Address/Post:	5/F, Building 22E, 22 Science Park East Avenue, Hong Kong Science Park, Shatin, NT, Hong Kong
Contact Person:	Annie Jiang
Contact Email:	nianxiang.jiang@tcl.com
Telephone:	+86 755 3661 1621

#### 3.2 Manufacturer Information

Company Name:	TCL Communication Ltd.
Address/Post:	5/F, Building 22E, 22 Science Park East Avenue, Hong Kong Science Park, Shatin, NT, Hong Kong
Contact Person:	Annie Jiang
Contact Email:	nianxiang.jiang@tcl.com
Telephone:	+86 755 3661 1621



## 4 Equipment Under Test (EUT) and Ancillary Equipment (AE)

### 4.1 About EUT

Description:	GSM/UMTS/LTE/NR Mobile phone
Model name:	T702W
Operating mode(s):	GSM850/900/1800/1900, WCDMA850/900/1700/1900/2100 LTE Band 1/2/3/4/5/7/8/12/13/20/25/26/28/38/39/40/41/66/71 BT, NFC,Wi-Fi(2.4G/5G),NR 5G
Tested Tx Frequency:	824 – 849 MHz (GSM 850)
	1850 – 1910 MHz (GSM 1900)
	824 – 849 MHz (WCDMA 850 Band V)
	1710-1755 MHz (WCDMA1700 Band IV)
	1850 – 1910 MHz (WCDMA1900 Band II)
	1850.7 – 1909.3 MHz (LTE Band 2)
	2502.5 – 2567.5 MHz (LTE Band 7)
	699.7 – 715.3 MHz (LTE Band 12)
	779.5 – 784.5 MHz (LTE Band 13)
	1850.7 – 1914.3 MHz (LTE Band 25)
	814 – 849 MHz (LTE Band 26)
	2498.5 –2687.5 MHz (LTE Band 41)
	1710.7 –1779.3 MHz (LTE Band 66)
	665.5 –695.5 MHz (LTE Band 71)
	1850 – 1915 MHz(n25)
	2496 – 2690 MHz(n41)
	1710 – 1780 MHz (n66)
	663 – 698 MHz(n71)
	3450– 3550 MHz ,3700– 3980 MHz (n77)
	2412 – 2462 MHz (Wi-Fi 2.4G)
5180 – 5240 MHz (Wi-Fi 5.2G)	
5260 – 5320 MHz (Wi-Fi 5.3G)	
5500 – 5720 MHz (Wi-Fi 5.5G)	
5745 – 5825 MHz (Wi-Fi 5.8G)	
13.56 Mhz(NFC)	
2400 – 2483.5 MHz (Bluetooth)	
GPRS/EGPRS Multislot Class:	12
Test device Production information:	Production unit
Device type:	Portable device
Antenna type:	Integrated antenna
Hotspot mode:	Support

#### 4.2 Internal Identification of EUT used during the test

EUT ID*	IMEI	HW Version	SW Version
EUT1	016519000205055/016519000205063	03	5ES6
EUT2	016519000205196/016519000205204	03	5ES6
EUT3	016519000205998/016519000206004	03	5ES6
EUT4	016519000205030/016519000205048	03	5ES6
EUT5	016519000204454/016519000204462	03	5ES6

\*EUT ID: is used to identify the test sample in the lab internally.

**Note:** It is performed to test SAR with the EUT1-3 and conducted power with the EUT4-5.

#### 4.3 Internal Identification of AE used during the test

AE ID*	Description	Model	SN	Manufacturer
AE1	Battery	TLp049D7	/	VEKEN
AE2	Battery	TLp049DA	/	TMB

\*AE ID: is used to identify the test sample in the lab internally.

## 5 TEST METHODOLOGY

### 5.1 Applicable Limit Regulations

**ANSI C95.1–1992:** IEEE Standard for Safety Levels with Respect to Human Exposure to Radio Frequency Electromagnetic Fields, 3 kHz to 300 GHz.

It specifies the maximum exposure limit of **1.6 W/kg** as averaged over any 1 gram of tissue for portable devices being used within 20 cm of the user in the uncontrolled environment.

### 5.2 Applicable Measurement Standards

**IEEE 1528–2013:** Recommended Practice for Determining the Peak Spatial-Average Specific Absorption Rate (SAR) in the Human Head from Wireless Communications Devices: Measurement Techniques.

**KDB447498 D01: General RF Exposure Guidance v06:** Mobile and Portable Devices RF Exposure Procedures and Equipment Authorization Policies.

**KDB648474 D04 Handset SAR v01r03:** SAR Evaluation Considerations for Wireless Handsets.

**KDB941225 D01 SAR test for 3G devices v03r01:** SAR Measurement Procedures for 3G Devices

**KDB941225 D05 SAR for LTE Devices v02r05:** SAR Evaluation Considerations for LTE Devices

**KDB941225 D06 Hotspot Mode SAR v02r01:** SAR Evaluation Procedures for Portable Devices with Wireless Router Capabilities

**KDB248227 D01 802.11 Wi-Fi SAR v02r02:** SAR GUIDANCE FOR IEEE 802.11 (Wi-Fi) TRANSMITTERS

**KDB865664 D01 SAR measurement 100 MHz to 6 GHz v01r04:** SAR Measurement Requirements for 100 MHz to 6 GHz.

**KDB865664 D02 RF Exposure Reporting v01r02:** RF Exposure Compliance Reporting and Documentation Considerations

## 6 Specific Absorption Rate (SAR)

### 6.1 Introduction

SAR is related to the rate at which energy is absorbed per unit mass in an object exposed to a radio field. The SAR distribution in a biological body is complicated and is usually carried out by experimental techniques or numerical modeling. The standard recommends limits for two tiers of groups, occupational/controlled and general population/uncontrolled, based on a person's awareness and ability to exercise control over his or her exposure. In general, occupational/controlled exposure limits are higher than the limits for general population/uncontrolled.

### 6.2 SAR Definition

The SAR definition is the time derivative (rate) of the incremental energy ( $dW$ ) absorbed by (dissipated in) an incremental mass ( $dm$ ) contained in a volume element ( $dv$ ) of a given density ( $\rho$ ). The equation description is as below:

$$SAR = \frac{d}{dt} \left( \frac{dW}{dm} \right) = \frac{d}{dt} \left( \frac{dW}{\rho dv} \right)$$

SAR is expressed in units of Watts per kilogram (W/kg)

SAR measurement can be either related to the temperature elevation in tissue by

$$SAR = c \left( \frac{\delta T}{\delta t} \right)$$

Where:  $C$  is the specific heat capacity,  $\delta T$  is the temperature rise and  $\delta t$  is the exposure duration, or related to the electrical field in the tissue by

$$SAR = \frac{\sigma |E|^2}{\rho}$$

Where:  $\sigma$  is the conductivity of the tissue,  $\rho$  is the mass density of tissue and  $E$  is the RMS electrical field strength.

However for evaluating SAR of low power transmitter, electrical field measurement is typically applied.

## 7 Tissue Simulating Liquids

### 7.1 Targets for tissue simulating liquid

**Table 7.1: Targets for tissue simulating liquid**


Frequency(MHz)	Liquid Type	Conductivity( $\sigma$ )	$\pm 5\%$ Range	Permittivity( $\epsilon$ )	$\pm 5\%$ Range
13	Head	0.75	0.675~0.825	55	49.5~60.5
750	Head	0.89	0.85~0.93	41.94	39.8~44.0
835	Head	0.90	0.86~0.95	41.50	39.40~43.60
1750	Head	1.37	1.30~1.44	40.08	38.1~42.1
1900	Head	1.40	1.33~1.47	40.00	38.00~42.00
2300	Head	1.67	1.50~1.84	39.47	37.5~41.4
2450	Head	1.80	1.71~1.89	39.20	37.30~41.10
2600	Head	1.96	1.86~2.06	39.01	37.06~40.96
3500	Head	2.91	2.76~3.06	37.93	36.03~39.83
3700	Head	3.22	3.06~3.38	37.6	35.72~39.48
3900	Head	3.32	3.15~3.49	37.5	35.63~39.38
5250	Head	4.71	4.47~4.95	35.93	34.13~37.73
5600	Head	5.07	4.82~5.32	35.53	33.8~37.3
5750	Head	5.22	4.96~5.48	35.36	33.59~37.13

### 7.2 Dielectric Performance


**Table 7.2: Dielectric Performance of Tissue Simulating Liquid**

Measurement Date (yyyy-mm-dd)	Type	Frequency	Permittivity $\epsilon$	Drift (%)	Conductivity $\sigma$ (S/m)	Drift (%)
2024/1/10	Head	750 MHz	41.28	-1.57	0.91	0.22
2024/1/11	Head	835 MHz	40.92	-1.40	0.898	-0.22
2024/1/12	Head	1750 MHz	39.69	-0.97	1.358	-0.88
2024/1/13	Head	1900 MHz	40.74	1.85	1.408	0.57
2024/1/14	Head	2600 MHz	39	-0.03	1.999	1.99
2024/1/15	Head	750 MHz	42.07	0.31	0.897	0.79
2024/1/16	Head	1750 MHz	40.03	-0.12	1.346	-1.75
2024/1/17	Head	1900 MHz	39.36	-1.60	1.404	0.29
2024/1/18	Head	2600 MHz	38.36	-1.67	1.935	-1.28
2024/1/19	Head	3500 MHz	42.07	7.99	0.897	-3.16
2024/1/19	Head	3700 MHz	39.7	5.59	3.199	-3.55
2024/1/19	Head	3900 MHz	39.4	5.07	3.196	-3.73
2024/1/23	Head	2450 MHz	39.32	0.31	1.815	0.83
2024/1/24	Head	5250 MHz	35.89	-0.11	4.626	-1.78
2024/1/25	Head	5600 MHz	34.97	-1.58	5.085	0.30
2024/1/26	Head	5750 MHz	34.77	-1.67	5.154	-1.26
2024/1/26	Head	13MHz	53.11	-3.44	0.77	2.67

Note: The liquid temperature is 22.0°C



**Picture 7-1 Liquid depth in the Head Phantom**

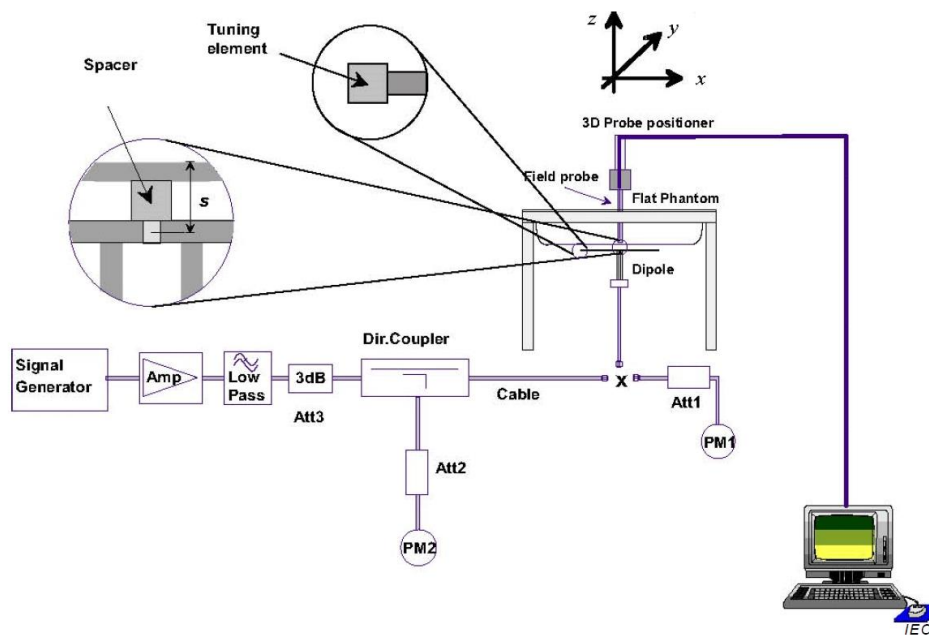


**Picture 7-2 Liquid depth in the Flat Phantom**

## 8 System verification

### 8.1 System Setup

In the simplified setup for system evaluation, the DUT is replaced by a calibrated dipole and the power source is replaced by a continuous wave that comes from a signal generator. The calibrated dipole must be placed beneath the flat phantom section of the SAM twin phantom with the correct distance holder. The distance holder should touch the phantom surface with a light pressure at the reference marking and be oriented parallel to the long side of the phantom. The equipment setup is shown below:



Picture 8.1 System Setup for System Evaluation



Picture 8.2 Photo of Dipole Setup

## 8.2 System Verification

SAR system verification is required to confirm measurement accuracy, according to the tissue dielectric media, probe calibration points and other system operating parameters required for measuring the SAR of a test device. The system verification must be performed for each frequency band and within the valid range of each probe calibration point required for testing the device.

The system verification results are required that the area scan estimated 1-g SAR is within 3% of the zoom scan 1-g SAR. The details are presented in annex B.

**Table 8.1: System Verification of Head**

Measurement Date (yyyy-mm-dd)	Frequency	Target value (W/kg)		Measured value(W/kg)		Deviation	
		10 g Average	1 g Average	10 g Average	1 g Average	10 g Average	1 g Average
2024/1/10	750 MHz	5.53	8.47	5.56	8.32	0.54%	-1.77%
2023/1/11	835 MHz	6.25	9.60	6.36	9.64	1.76%	0.42%
2022/1/12	1750 MHz	19.1	36.5	19.16	36.08	0.31%	-1.15%
2021/1/13	1900 MHz	20.6	39.6	20.64	39.68	0.19%	0.20%
2020/1/15	2600 MHz	25.3	57.0	25.68	56.96	1.50%	-0.07%
2025/1/15	750 MHz	5.53	8.47	5.6	8.44	1.27%	-0.35%
2025/1/16	1750 MHz	19.1	36.5	18.92	36.8	-0.94%	0.82%
2025/1/17	1900 MHz	20.6	39.6	20.52	39.08	-0.39%	-1.31%
2025/1/18	2600 MHz	25.3	57.0	25.72	57.12	1.66%	0.21%
2024/1/19	3500 MHz	25.2	66.9	25.56	66.56	0.40%	0.15%
2024/1/19	3900 MHz	23.8	68.6	23.99	67.81	0.80%	-1.15%
2024/1/23	2450 MHz	24.5	52.5	24.88	52.24	1.55%	-0.50%
2024/1/24	5250 MHz	22.9	80.5	22.7	81.1	-0.96%	0.77%
2024/1/25	5600 MHz	23.6	83.3	23.5	82.2	-0.34%	-1.37%
2024/1/26	5750 MHz	22.7	80.4	23.1	80.6	1.67%	0.25%
2024/1/26	13MHz	0.356	0.577	0.4	0.6	1.40%	-2.95%



## 9 Measurement Procedures

### 9.1 Tests to be performed

In order to determine the highest value of the peak spatial-average SAR of a handset, all device positions, configurations and operational modes shall be tested for each frequency band according to steps 1 to 3 below. A flowchart of the test process is shown in picture 9.1.

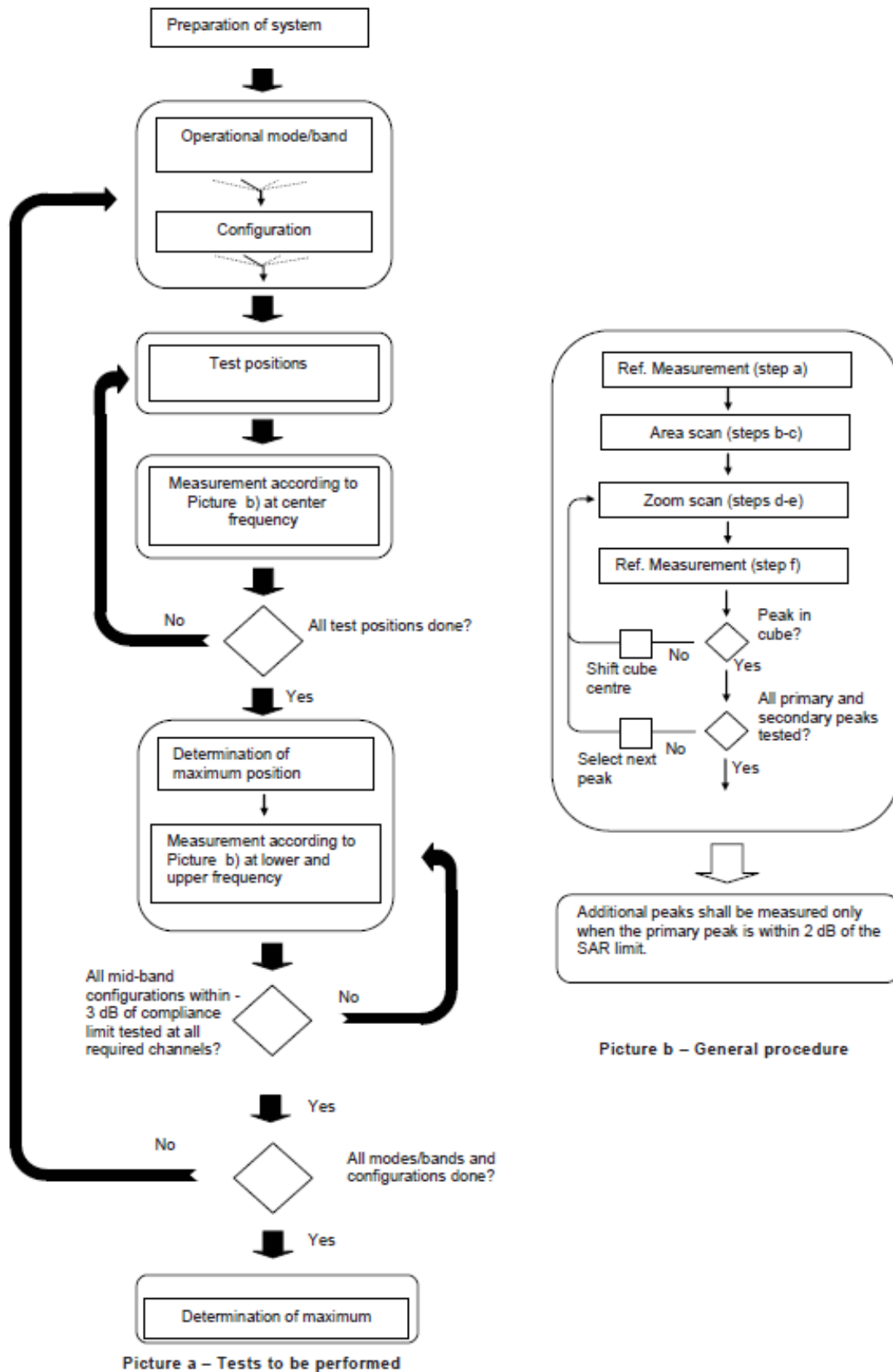
**Step 1:** The tests described in 9.2 shall be performed at the channel that is closest to the centre of the transmit frequency band ( $f_c$ ) for:

- a) all device positions (cheek and tilt, for both left and right sides of the SAM phantom, as described in annex D),
- b) all configurations for each device position in a), e.g., antenna extended and retracted, and
- c) all operational modes, e.g., analogue and digital, for each device position in a) and configuration in b) in each frequency band.

If more than three frequencies need to be tested according to 11.1 (i.e.,  $N_c > 3$ ), then all frequencies, configurations and modes shall be tested for all of the above test conditions.

**Step 2:** For the condition providing highest peak spatial-average SAR determined in Step 1, perform all tests described in 9.2 at all other test frequencies, i.e., lowest and highest frequencies. In addition, for all other conditions (device position, configuration and operational mode) where the peak spatial-average SAR value determined in Step 1 is within 3 dB of the applicable SAR limit, it is recommended that all other test frequencies shall be tested as well.

**Step 3:** Examine all data to determine the highest value of the peak spatial-average SAR found in Steps 1 to 2.



Picture 9.1 Block diagram of the tests to be performed

## 9.2 General Measurement Procedure

The area and zoom scan resolutions specified in the table below must be applied to the SAR measurements and fully documented in SAR reports to qualify for TCB approval. Probe boundary effect error compensation is required for measurements with the probe tip closer than half a probe tip diameter to the phantom surface. Both the probe tip diameter and sensor offset distance must satisfy measurement protocols; to ensure probe boundary effect errors are minimized and the higher fields closest to the phantom surface can be correctly measured and extrapolated to the phantom surface for computing 1-g SAR. Tolerances of the post-processing algorithms must be verified by the test laboratory for the scan resolutions used in the SAR measurements, according to the reference distribution functions specified in IEEE Std 1528-2003. The results should be documented as part of the system validation records and may be requested to support test results when all the measurement parameters in the following table are not satisfied.

		$\leq 3$ GHz	$> 3$ GHz
Maximum distance from closest measurement point (geometric center of probe sensors) to phantom surface		$5 \pm 1$ mm	$\frac{1}{2} \cdot \delta \cdot \ln(2) \pm 0.5$ mm
Maximum probe angle from probe axis to phantom surface normal at the measurement location		$30^\circ \pm 1^\circ$	$20^\circ \pm 1^\circ$
Maximum area scan spatial resolution: $\Delta x_{Area}$ , $\Delta y_{Area}$		$\leq 2$ GHz: $\leq 15$ mm 2 – 3 GHz: $\leq 12$ mm	3 – 4 GHz: $\leq 12$ mm 4 – 6 GHz: $\leq 10$ mm
		When the x or y dimension of the test device, in the measurement plane orientation, is smaller than the above, the measurement resolution must be $\leq$ the corresponding x or y dimension of the test device with at least one measurement point on the test device.	
Maximum zoom scan spatial resolution: $\Delta x_{Zoom}$ , $\Delta y_{Zoom}$		$\leq 2$ GHz: $\leq 8$ mm 2 – 3 GHz: $\leq 5$ mm*	3 – 4 GHz: $\leq 5$ mm* 4 – 6 GHz: $\leq 4$ mm*
Maximum zoom scan spatial resolution, normal to phantom surface	uniform grid: $\Delta z_{Zoom}(n)$	$\leq 5$ mm	3 – 4 GHz: $\leq 4$ mm 4 – 5 GHz: $\leq 3$ mm 5 – 6 GHz: $\leq 2$ mm
	graded grid	$\Delta z_{Zoom}(1)$ : between 1 <sup>st</sup> two points closest to phantom surface	$\leq 4$ mm
		$\Delta z_{Zoom}(n>1)$ : between subsequent points	$\leq 1.5 \cdot \Delta z_{Zoom}(n-1)$
Minimum zoom scan volume	x, y, z	$\geq 30$ mm	3 – 4 GHz: $\geq 28$ mm 4 – 5 GHz: $\geq 25$ mm 5 – 6 GHz: $\geq 22$ mm
Note: $\delta$ is the penetration depth of a plane-wave at normal incidence to the tissue medium; see draft standard IEEE P1528-2011 for details. * When zoom scan is required and the <i>reported</i> SAR from the area scan based 1-g SAR estimation procedures of KDB 447498 is $\leq 1.4$ W/kg, $\leq 8$ mm, $\leq 7$ mm and $\leq 5$ mm zoom scan resolution may be applied, respectively, for 2 GHz to 3 GHz, 3 GHz to 4 GHz and 4 GHz to 6 GHz.			

### 9.3 WCDMA Measurement Procedures for SAR

The following procedures are applicable to WCDMA handsets operating under 3GPP Release99, Release 5 and Release 6. The default test configuration is to measure SAR with an established radio link between the DUT and a communication test set using a 12.2kbps RMC (reference measurement channel) configured in Test Loop Mode 1. SAR is selectively confirmed for other physical channel configurations (DPCCH & DPDCH<sub>n</sub>), HSDPA and HSPA (HSUPA/HSDPA) modes according to output power, exposure conditions and device operating capabilities. Both uplink and downlink should be configured with the same RMC or AMR, when required. SAR for Release 5 HSDPA and Release 6 HSPA are measured using the applicable FRC (fixed reference channel) and E-DCH reference channel configurations. Maximum output power is verified according to applicable versions of 3GPP TS 34.121 and SAR must be measured according to these maximum output conditions. When Maximum Power Reduction (MPR) is not implemented according to Cubic Metric (CM) requirements for Release 6 HSPA, the following procedures do not apply.

#### For Release 5 HSDPA Data Devices:

Sub-test	$\beta_c$	$\beta_d$	$\beta_d$ (SF)	$\beta_c / \beta_d$	$\beta_{hs}$	CM/dB
1	2/15	15/15	64	2/15	4/15	0.0
2	12/15	15/15	64	12/15	24/25	1.0
3	15/15	8/15	64	15/8	30/15	1.5
4	15/15	4/15	64	15/4	30/15	1.5

#### For Release 6 HSPA Data Devices

Sub-test	$\beta_c$	$\beta_d$	$\beta_d$ (SF)	$\beta_c / \beta_d$	$\beta_{hs}$	$\beta_{ec}$	$\beta_{ed}$	$\beta_{ed}$ (SF)	$\beta_{ed}$ (codes)	CM (dB)	MPR (dB)	AG Index	E-TFCI
1	11/15	15/15	64	11/15	22/15	209/225	1039/225	4	1	1.5	1.5	20	75
2	6/15	15/15	64	6/15	12/15	12/15	12/15	4	1	1.5	1.5	12	67
3	15/15	9/15	64	15/9	30/15	30/15	$\beta_{ed1}:47/15$ $\beta_{ed2}:47/15$	4	2	1.5	1.5	15	92
4	2/15	15/15	64	2/15	4/15	4/15	56/75	4	1	1.5	1.5	17	71
5	15/15	15/15	64	15/15	24/15	30/15	134/15	4	1	1.5	1.5	21	81

#### Rel.8 DC-HSDPA (Cat 24)

SAR test exclusion for Rel.8 DC-HSDPA must satisfy the SAR test exclusion requirements of Rel.5 HSDPA. SAR test exclusion for DC-HSDPA devices is determined by power measurements according to the H-Set 12, Fixed Reference Channel (FRC) configuration in Table C.8.1.12 of 3GPP TS 34.121-1. A primary and a secondary serving HS-DSCH Cell are required to perform the power measurement and for the results to qualify for SAR test exclusion.

## 9.4 SAR Measurement for LTE

SAR tests for LTE are performed with a base station simulator, Rohde & Schwarz CMW500. Closed loop power control was used so the UE transmits with maximum output power during SAR testing. All powers were measured with the CMW 500.

It is performed for conducted power and SAR based on the KDB941225 D05.

SAR is evaluated separately according to the following procedures for the different test positions in each exposure condition – head, body, body-worn accessories and other use conditions. The procedures in the following subsections are applied separately to test each LTE frequency band.

### 1) QPSK with 1 RB allocation

Start with the largest channel bandwidth and measure SAR for QPSK with 1 RB allocation, using the RB offset and required test channel combination with the highest maximum output power among RB offsets at the upper edge, middle and lower edge of each required test channel. When the reported SAR is  $\leq 0.8$  W/kg, testing of the remaining RB offset configurations and required test channels is not required for 1 RB allocation; otherwise, SAR is required for the remaining required test channels and only for the RB offset configuration with the highest output power for that channel. When the reported SAR of a required test channel is  $> 1.45$  W/kg, SAR is required for all three RB offset configurations for that required test channel.

### 2) QPSK with 50% RB allocation

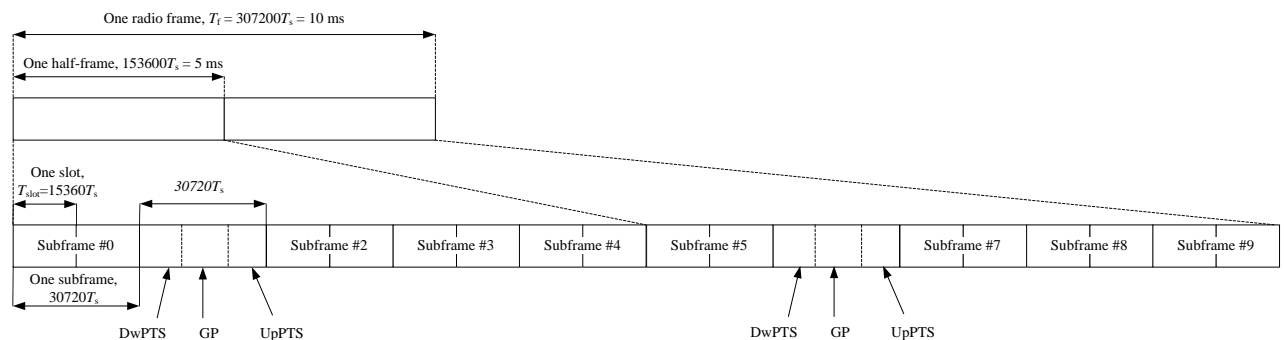
The procedures required for 1 RB allocation in 1) are applied to measure the SAR for QPSK with 50% RB allocation.

### 3) QPSK with 100% RB allocation

For QPSK with 100% RB allocation, SAR is not required when the highest maximum output power for 100 % RB allocation is less than the highest maximum output power in 50% and 1 RB allocations and the highest reported SAR for 1 RB and 50% RB allocation in 1) and 2) are  $\leq 0.8$  W/kg. Otherwise, SAR is measured for the highest output power channel; and if the reported SAR is  $> 1.45$  W/kg, the remaining required test channels must also be tested.

## TDD test:

TDD testing is performed using guidance from FCC KDB 941225 D05 and the SAR test guidance provided in April 2013 TCB works hop notes. TDD is tested at the highest duty factor using UL-DL configuration 0 with special subframe configuration 6 and applying the FDD LTE procedures in KDB 941225 D05. SAR testing is performed using the extended cyclic prefix listed in 3GPP TS 36.211.



**Figure 9.2: Frame structure type 2 (for 5 ms switch-point periodicity)**

**Table 9.1: Configuration of special subframe (lengths of DwPTS/GP/UpPTS)**

Special subframe configuration	Normal cyclic prefix in downlink			Extended cyclic prefix in downlink		
	DwPTS	UpPTS		DwPTS	UpPTS	
		Normal cyclic prefix in uplink	Extended cyclic prefix in uplink		Normal cyclic prefix in uplink	Extended cyclic prefix in uplink
0	$6592 \cdot T_s$	$2192 \cdot T_s$	$2560 \cdot T_s$	$7680 \cdot T_s$	$2192 \cdot T_s$	$2560 \cdot T_s$
1	$19760 \cdot T_s$			$20480 \cdot T_s$		
2	$21952 \cdot T_s$			$23040 \cdot T_s$		
3	$24144 \cdot T_s$			$25600 \cdot T_s$		
4	$26336 \cdot T_s$			$7680 \cdot T_s$		
5	$6592 \cdot T_s$	$4384 \cdot T_s$	$5120 \cdot T_s$	$20480 \cdot T_s$	$4384 \cdot T_s$	$5120 \cdot T_s$
6	$19760 \cdot T_s$			$23040 \cdot T_s$		
7	$21952 \cdot T_s$			$12800 \cdot T_s$		
8	$24144 \cdot T_s$			-		
9	$13168 \cdot T_s$			-		

**Table 9.2: Uplink-downlink configurations**

Uplink-downlink configuration	Downlink-to-Uplink Switch-point periodicity	Subframe number									
		0	1	2	3	4	5	6	7	8	9
0	5 ms	D	S	U	U	U	D	S	U	U	U
1	5 ms	D	S	U	U	D	D	S	U	U	D
2	5 ms	D	S	U	D	D	D	S	U	D	D
3	10 ms	D	S	U	U	U	D	D	D	D	D
4	10 ms	D	S	U	U	D	D	D	D	D	D
5	10 ms	D	S	U	D	D	D	D	D	D	D
6	5 ms	D	S	U	U	U	D	S	U	U	D

Duty factor is calculated by:

Duty factor = uplink frame\*6+UpPTS\*2/one frame length

$$= (30720 \cdot T_s * 6 + 5120 \cdot T_s * 2) / 307200 \cdot T_s$$

$$= 0.633$$

## 9.5 Bluetooth & Wi-Fi Measurement Procedures for SAR

Normal network operating configurations are not suitable for measuring the SAR of 802.11 transmitters in general. Unpredictable fluctuations in network traffic and antenna diversity conditions can introduce undesirable variations in SAR results. The SAR for these devices should be measured using chipset based test mode software to ensure that the results are consistent and reliable.

Chipset based test mode software is hardware dependent and generally varies among manufacturers. The device operating parameters established in a test mode for SAR measurements must be identical to those programmed in production units, including output power levels, amplifier gain settings and other RF performance tuning parameters. The test frequencies should correspond to actual channel frequencies defined for domestic use. SAR for devices with switched diversity should be measured with only one antenna transmitting at a time during each SAR measurement, according to a fixed modulation and data rate. The same data pattern should be used for all measurements.

## 9.6 Power Drift

To control the output power stability during the SAR test, DASY5 system calculates the power drift by measuring the E-field at the same location at the beginning and at the end of the measurement for each test position. These drift values can be found in section 14 labeled as: (Power Drift [dB]). This ensures that the power drift during one measurement is within 5%.

## 10 Area Scan Based 1-g SAR

### 10.1 Requirement of KDB

According to the KDB447498 D01, when the implementation is based the specific polynomial fit algorithm as presented at the 29th Bioelectromagnetics Society meeting (2007) and the estimated 1-gSAR is  $\leq 1.2$  W/kg, a zoom scan measurement is not required provided it is also not needed for any other purpose; for example, if the peak SAR location required for simultaneous transmission SAR test exclusion can be determined accurately by the SAR system or manually to discriminate between distinctive peaks and scattered noisy SAR distributions from area scans.

There must not be any warning or alert messages due to various measurement concerns identified by the SAR system; for example, noise in measurements, peaks too close to scan boundary, peaks are too sharp, spatial resolution and uncertainty issues etc. The SAR system verification must also demonstrate that the area scan estimated 1-g SAR is within 3% of the zoom scan 1-g SAR (See Annex B). When all the SAR results for each exposure condition in a frequency band and wireless mode are based on estimated 1-g SAR, the 1-g SAR for the highest SAR configuration must be determined by a zoom scan.

### 10.2 Fast SAR Algorithms

The approach is based on the area scan measurement applying a frequency dependent attenuation parameter. This attenuation parameter was empirically determined by analyzing a large number of phones. The MOTOROLA FAST SAR was developed and validated by the MOTOROLA Research Group in Ft. Lauderdale.

In the initial study, an approximation algorithm based on Linear fit was developed. The accuracy of the algorithm has been demonstrated across a broad frequency range (136-2450 MHz) and for both 1- and 10-g averaged SAR using a sample of 264 SAR measurements from 55 wireless handsets. For the sample size studied, the root-mean-squared errors of the algorithm are 1.2% and 5.8% for 1- and 10-g averaged SAR, respectively. The paper describing the algorithm in detail is expected to be published in August 2004 within the Special Issue of Transactions on MTT.

In the second step, the same research group optimized the fitting algorithm to an Polynomial fit whereby the frequency validity was extended to cover the range 30-6000MHz. Details of this study can be found in the BEMS 2007 Proceedings.

Both algorithms are implemented in DASYS software.



## 11 Conducted Output Power

**Table11.1: Summary of Receiver detection mechanism-Main antenna**

G-sensor detects mobile as moving state		
Hotspot off/on+Receiver on	Hotspot on+Receiver off	Hotspot off+Receiver off
DSI0	DSI1	DSI2

### 11.1 GSM Measurement result

#### GSM850-DSI0/1/2 ANTO

GSM 850 Speech (GMSK)	Measured timeslot-averaged output power (dBm)			Tune up	calculation	Source-based time-averaged output power (dBm)		
	251	190	128			251	190	128
1 Txslot	31.96	31.93	31.97	32.50	/	/	/	/
GSM 850 GPRS (GMSK)	Measured timeslot-averaged output power (dBm)				calculation	Source-based time-averaged output power (dBm)		
	251	190	128			251	190	128
1 Txslot	31.94	31.81	31.80	32.50	-9.03	22.91	22.78	22.77
2 Txslots	31.40	30.98	31.06	32.00	-6.02	25.38	24.96	25.04
<b>3 Txslots</b>	<b>29.85</b>	<b>29.41</b>	<b>29.50</b>	30.50	<b>-4.26</b>	<b>25.59</b>	<b>25.15</b>	<b>25.24</b>
4 Txslots	28.54	27.76	28.04	29.00	-3.01	25.53	24.75	25.03
GSM 850 EGPRS (GMSK)	Measured timeslot-averaged output power (dBm)				calculation	Source-based time-averaged output power (dBm)		
	251	190	128			251	190	128
1 Txslot	31.95	31.52	31.59	32.50	-9.03	22.92	22.49	22.56
2 Txslots	31.26	30.76	30.89	32.00	-6.02	25.24	24.74	24.87
<b>3 Txslots</b>	<b>29.68</b>	<b>29.27</b>	<b>29.29</b>	30.50	<b>-4.26</b>	<b>25.42</b>	<b>25.01</b>	<b>25.03</b>
4 Txslots	28.47	27.81	28.10	29.00	-3.01	25.46	24.80	25.09
GSM 850 EGPRS (8PSK)	Measured timeslot-averaged output power (dBm)				calculation	Source-based time-averaged output power (dBm)		
	251	190	128			251	190	128
1 Txslot	26.49	26.60	26.77	27.50	-9.03	17.46	17.57	17.74
2 Txslots	25.55	25.56	25.67	26.50	-6.02	19.53	19.54	19.65
3Txslots	23.97	24.04	24.47	25.00	-4.26	19.71	19.78	20.21
4 Txslots	22.70	22.69	22.89	23.50	-3.01	19.69	19.68	19.88

NOTES:

1) Division Factors

To average the power, the division factor is as follows:

1TX-slot = 1 transmit time slot out of 8 time slots=> conducted power divided by (8/1) => -9.03dB  
 2TX-slots = 2 transmit time slots out of 8 time slots=> conducted power divided by (8/2) => -6.02dB  
 3TX-slots = 3 transmit time slots out of 8 time slots=> conducted power divided by (8/3) => -4.26dB  
 4TX-slots = 4 transmit time slots out of 8 time slots=> conducted power divided by (8/4) => -3.01dB

**According to the conducted power as above, the body measurements are performed with 3Txslots for GSM850.**

**GSM1900- DS10 ANT2**

PCS1900 Speech (GMSK)	Measured timeslot-averaged output power (dBm)			Tune up	calculation	Source-based time-averaged output power (dBm)		
	810	661	512			810	661	512
1 Txslot	26.75	26.89	26.80	27.80	/	/	/	/
PCS1900 GPRS (GMSK)	Measured timeslot-averaged output power (dBm)				calculation	Source-based time-averaged output power (dBm)		
	810	661	512			810	661	512
1 Txslot	26.73	26.87	26.79	27.80	-9.03	17.70	17.84	17.76
2 Txslots	26.62	26.75	26.67	27.80	-6.02	20.60	20.73	20.65
<b>3 Txslots</b>	<b>24.97</b>	<b>25.11</b>	<b>24.99</b>	26.00	<b>-4.26</b>	<b>20.71</b>	<b>20.85</b>	<b>20.73</b>
4 Txslots	23.43	23.54	23.42	24.50	-3.01	20.42	20.53	20.41
PCS1900 EGPRS (GMSK)	Measured timeslot-averaged output power (dBm)				calculation	Source-based time-averaged output power (dBm)		
	810	661	512			810	661	512
1 Txslot	26.87	26.96	26.86	27.80	-9.03	17.84	17.93	17.83
2 Txslots	26.73	26.84	26.74	27.80	-6.02	20.71	20.82	20.72
<b>3Txslots</b>	<b>25.08</b>	<b>25.19</b>	<b>25.04</b>	26.00	<b>-4.26</b>	<b>20.82</b>	<b>20.93</b>	<b>20.78</b>
4 Txslots	23.52	23.61	23.47	24.50	-3.01	20.51	20.60	20.46
PCS1900 EGPRS (8PSK)	Measured timeslot-averaged output power (dBm)				calculation	Source-based time-averaged output power (dBm)		
	810	661	512			810	661	512
1 Txslot	26.08	26.11	26.11	27.00	-9.03	17.05	17.08	17.08
2 Txslots	25.14	25.14	25.13	26.00	-6.02	19.12	19.12	19.11
3Txslots	23.34	23.40	23.30	24.50	-4.26	19.08	19.14	19.04
4 Txslots	22.24	22.28	22.28	23.50	-3.01	19.23	19.27	19.27

NOTES:

1) Division Factors

To average the power, the division factor is as follows:

1TX-slot = 1 transmit time slot out of 8 time slots=> conducted power divided by (8/1) => -9.03dB  
 2TX-slots = 2 transmit time slots out of 8 time slots=> conducted power divided by (8/2) => -6.02dB  
 3TX-slots = 3 transmit time slots out of 8 time slots=> conducted power divided by (8/3) => -4.26dB  
 4TX-slots = 4 transmit time slots out of 8 time slots=> conducted power divided by (8/4) => -3.01dB

**According to the conducted power as above, the body measurements are performed with 3Txslots for GSM1900.**

**GSM1900- DSI1/2 ANT2**

PCS1900 Speech (GMSK)	Measured timeslot-averaged output power (dBm)			Tune up	calculation	Source-based time-averaged output power (dBm)		
	810	661	512			810	661	512
1 Txslot	28.80	29.00	28.80	30.00	/	/	/	/
PCS1900 GPRS (GMSK)	Measured timeslot-averaged output power (dBm)				calculation	Source-based time-averaged output power (dBm)		
	810	661	512			810	661	512
1 Txslot	28.90	28.94	28.90	30.00	-9.03	19.87	19.91	19.87
<b>2 Txslots</b>	<b>28.32</b>	<b>28.48</b>	<b>28.32</b>	29.50	<b>-6.02</b>	<b>22.30</b>	<b>22.46</b>	<b>22.30</b>
3 Txslots	26.41	26.42	26.45	27.50	-4.26	22.15	22.16	22.19
4 Txslots	24.43	24.45	24.29	26.50	-3.01	21.42	21.44	21.28
PCS1900 EGPRS (GMSK)	Measured timeslot-averaged output power (dBm)				calculation	Source-based time-averaged output power (dBm)		
	810	661	512			810	661	512
1 Txslot	28.89	28.91	28.90	30.00	-9.03	19.86	19.88	19.87
<b>2 Txslots</b>	<b>28.24</b>	<b>28.36</b>	<b>28.15</b>	29.50	<b>-6.02</b>	<b>22.22</b>	<b>22.34</b>	<b>22.13</b>
3Txslots	26.24	25.30	25.13	27.50	-4.26	21.98	21.04	20.87
4 Txslots	23.89	23.75	23.56	26.50	-3.01	20.88	20.74	20.55
PCS1900 EGPRS (8PSK)	Measured timeslot-averaged output power (dBm)				calculation	Source-based time-averaged output power (dBm)		
	810	661	512			810	661	512
1 Txslot	25.94	26.18	26.08	26.80	-9.03	16.91	17.15	17.05
2 Txslots	25.04	25.17	25.08	26.00	-6.02	19.02	19.15	19.06
3Txslots	23.08	23.38	23.33	24.00	-4.26	18.82	19.12	19.07
4 Txslots	22.15	22.34	22.27	23.00	-3.01	19.14	19.33	19.26

**NOTES:**

## 1) Division Factors

To average the power, the division factor is as follows:

1TX-slot = 1 transmit time slot out of 8 time slots=> conducted power divided by (8/1) => -9.03dB

2TX-slots = 2 transmit time slots out of 8 time slots=> conducted power divided by (8/2) => -6.02dB

3TX-slots = 3 transmit time slots out of 8 time slots=> conducted power divided by (8/3) => -4.26dB

4TX-slots = 4 transmit time slots out of 8 time slots=> conducted power divided by (8/4) => -3.01dB

**According to the conducted power as above, the body measurements are performed with 2Txslots for GSM1900.**

## 11.2 WCDMA Measurement result

### WCDMA850- DSI0/1/2 ANT0

WCDMA850	Sub test	FDDV result (dBm)			Tune up
		4233/4458	4183/4408	4132/4357	
		(846.6MHz)	(836.6MHz)	(826.4MHz)	
	/	22.28	22.37	22.14	23.5
HSUPA	1	21.37	21.43	21.25	22
	2	21.31	21.46	21.19	22
	3	19.99	20.07	19.89	21.5
	4	21.33	21.54	21.26	22
	5	20.36	20.42	20.29	21
HSPA+	1	20.82	20.96	20.78	22
DC-HSDPA	1	21.23	21.39	21.18	23
	2	21.29	21.46	21.25	22.5
	3	20.92	21.03	20.89	22
	4	20.89	20.97	20.82	22

### WCDMA1700- DSI0 ANT2

WCDMA1700	Sub test	FDDIV result (dBm)			Tune up
		1513/1738	1412/1637	1312/1537	
		(1752.6MHz)	(1732.4MHz)	(1712.4MHz)	
	/	19.97	20.25	20.11	21.5
HSUPA	1	19.05	19.29	19.21	19.8
	2	19.08	19.24	19.12	19.8
	3	18.59	18.81	18.62	19.8
	4	19.01	19.29	19.21	19.8
	5	18.51	18.78	18.70	19.8
HSPA+	1	18.58	18.74	18.60	19
DC-HSDPA	1	19.03	19.22	19.03	20
	2	19.08	19.24	19.09	20
	3	18.53	18.69	18.54	19.5
	4	18.49	18.72	18.58	19.5

### WCDMA1700- DSI1/2 ANT2

WCDMA1700	Sub test	FDDIV result (dBm)			Tune up
		1513/1738	1412/1637	1312/1537	
		(1752.6MHz)	(1732.4MHz)	(1712.4MHz)	
	/	21.97	22.21	22.18	23.5
HSUPA	1	21.01	21.27	21.15	22
	2	21.03	21.25	21.06	22

	3	20.64	20.86	20.67	22
	4	21.15	21.27	21.09	22
	5	20.58	20.76	20.63	22
<b>HSPA+</b>	1	20.51	20.78	20.69	21
<b>DC-HSDPA</b>	1	21.11	21.28	21.09	22
	2	21.12	21.25	21.14	22
	3	20.44	20.73	20.55	21.5
	4	20.48	20.75	20.61	21.5

**WCDMA1900- DS10 ANT2**

WCDMA1900	Sub test	FDDII result (dBm)			Tune up
		9538/9938	9400/9800	9262/9662	
		(1907.6MHz)	(1880MHz)	(1852.4MHz)	
	/		19.29	19.71	20
<b>HSUPA</b>	1	18.84	18.39	18.83	19.5
	2	18.74	18.32	18.78	19.5
	3	18.46	17.97	18.45	19.5
	4	18.74	18.33	18.80	19.5
	5	18.32	17.87	18.32	19
<b>HSPA+</b>	1	17.91	17.82	17.96	18
<b>DC-HSDPA</b>	1	18.86	18.39	18.89	19
	2	18.77	18.36	18.87	19
	3	18.39	17.88	18.32	18.5
	4	18.38	17.86	18.31	18.5

**WCDMA1900- DS11/2 ANT2**

WCDMA1900	Sub test	FDDII result (dBm)			Tune up
		9538/9938	9400/9800	9262/9662	
		(1907.6MHz)	(1880MHz)	(1852.4MHz)	
	/	22.67	22.33	22.75	23
<b>HSUPA</b>	1	21.49	21.41	21.48	21.5
	2	21.59	21.36	21.81	20
	3	21.19	20.94	21.25	21
	4	21.48	21.24	21.57	19.5
	5	21.24	20.86	21.17	21.5
<b>HSPA+</b>	1	21.26	20.87	21.16	21
<b>DC-HSDPA</b>	1	21.73	21.38	21.74	22
	2	21.72	21.37	21.78	22
	3	21.34	20.95	21.39	21.5
	4	21.19	20.84	21.29	21.5

### 11.3 LTE Measurement result

Band	ANT	Tune up (dBm)		
		DSI0	DSI1	DSI2
LTE Band2(ENDC)	1	24.5	16.5	18.5
LTE Band7	4	18.5	18.5	19.5
LTE Band12	0	25	25	25
LTE Band13	0	25	25	25
LTE Band25	2	19.5	22.5	23.5
LTE Band26	0	25	25	25
LTE Band41-PC2	4	20	24.5	25.5
LTE Band41-PC3	4	19	21	22.5
LTE Band66	2	20.5	22.5	23.5
LTE Band66 (ENDC)	1	24.5	18.5	20.5
LTE Band71	0	24	24	24

**LTEB2- ANT1 DSI0**

BANDWIDTH	Number of RBs	Frequency	QPSK	16QAM	64QAM	256QAM
1.4MHz	1RB-High (5)	1909.3 (19193)	23.71	22.81	21.70	19.57
		1880 (18900)	23.64	22.74	21.63	19.51
		1850.7 (18607)	23.40	22.51	21.42	19.32
	1RB-Middle (3)	1909.3 (19193)	23.43	22.83	21.72	19.59
		1880 (18900)	23.58	22.69	21.58	19.46
		1850.7 (18607)	23.34	22.46	21.36	19.27
	1RB-Low (0)	1909.3 (19193)	23.65	22.75	21.64	19.52
		1880 (18900)	23.38	22.50	21.40	19.30
		1850.7 (18607)	23.30	22.42	21.33	19.24
	3RB-High (3)	1909.3 (19193)	22.74	21.88	20.81	18.77
		1880 (18900)	22.50	21.65	20.59	18.57
		1850.7 (18607)	22.31	21.46	20.41	18.41
	3RB-Middle (1)	1909.3 (19193)	22.63	21.77	20.71	18.68
		1880 (18900)	22.40	21.55	20.50	18.49
		1850.7 (18607)	22.30	21.45	20.40	18.40
	3RB-Low (0)	1909.3 (19193)	22.67	21.81	20.75	18.71
		1880 (18900)	22.37	21.53	20.48	18.47
		1850.7 (18607)	22.23	21.38	20.34	18.35
6RB (0)	1909.3 (19193)	22.70	21.84	20.77	18.74	
	1880 (18900)	22.44	21.59	20.54	18.53	
	1850.7 (18607)	22.25	21.40	20.36	18.36	
3MHz	1RB-High (14)	1908.5 (19185)	23.90	22.99	21.87	19.73
		1880 (18900)	23.83	22.93	21.81	19.67
		1851.5 (18615)	23.59	22.70	21.59	19.47
	1RB-Middle (7)	1908.5 (19185)	23.92	23.01	21.89	19.74
		1880 (18900)	23.77	22.87	21.75	19.62
		1851.5 (18615)	23.53	22.64	21.53	19.42
	1RB-Low (0)	1908.5 (19185)	23.84	22.94	21.82	19.68
		1880 (18900)	23.57	22.68	21.57	19.46
		1851.5 (18615)	23.49	22.60	21.50	19.39
	8RB-High (7)	1908.5 (19185)	22.92	22.05	20.98	18.92
		1880 (18900)	22.68	21.82	20.76	18.72
		1851.5 (18615)	22.48	21.63	20.58	18.56
	8RB-Middle (4)	1908.5 (19185)	22.81	21.95	20.88	18.83
		1880 (18900)	22.58	21.73	20.67	18.64
		1851.5 (18615)	22.47	21.62	20.57	18.55
	8RB-Low (0)	1908.5 (19185)	22.85	21.99	20.91	18.86
		1880 (18900)	22.55	21.70	20.64	18.62
		1851.5 (18615)	22.40	21.55	20.50	18.49
15RB (0)	1908.5 (19185)	22.88	22.01	20.94	18.89	
	1880 (18900)	22.62	21.76	20.70	18.67	
	1851.5 (18615)	22.42	21.57	20.52	18.51	
5MHz	1RB-High (24)	1907.5 (19175)	23.53	22.83	21.72	19.59
		1880 (18900)	23.66	22.76	21.65	19.53
		1852.5 (18625)	23.42	22.53	21.43	19.33
	1RB-Middle (12)	1907.5 (19175)	23.35	22.85	21.73	19.60
		1880 (18900)	23.60	22.71	21.60	19.48
		1852.5 (18625)	23.36	22.48	21.38	19.28
	1RB-Low (0)	1907.5 (19175)	23.67	22.77	21.66	19.54
		1880 (18900)	23.40	22.51	21.42	19.32
		1852.5 (18625)	23.32	22.44	21.34	19.25
	12RB-High (13)	1907.5 (19175)	22.76	21.90	20.83	18.79
		1880 (18900)	22.52	21.67	20.61	18.59
		1852.5 (18625)	22.32	21.48	20.43	18.43
	12RB-Middle (6)	1907.5 (19175)	22.65	21.79	20.73	18.70
		1880 (18900)	22.42	21.57	20.52	18.51
		1852.5 (18625)	22.31	21.47	20.42	18.42
	12RB-Low (0)	1907.5 (19175)	22.69	21.83	20.76	18.73
		1880 (18900)	22.39	21.54	20.49	18.48
		1852.5 (18625)	22.25	21.40	20.36	18.36
25RB (0)	1907.5 (19175)	22.72	21.86	20.79	18.75	
	1880 (18900)	22.46	21.61	20.56	18.54	
	1852.5 (18625)	22.26	21.42	20.37	18.38	

10MHz	1RB-High (49)	1905 (19150)	23.26	22.76	21.65	19.53
		1880 (18900)	23.59	22.70	21.59	19.47
		1855 (18650)	23.35	22.47	21.37	19.28
	1RB-Middle (24)	1905 (19150)	23.28	22.78	21.67	19.55
		1880 (18900)	23.53	22.64	21.53	19.42
		1855 (18650)	23.29	22.41	21.32	19.23
	1RB-Low (0)	1905 (19150)	23.30	22.70	21.60	19.48
		1880 (18900)	23.33	22.45	21.35	19.26
		1855 (18650)	23.26	22.37	21.28	19.20
	25RB-High (25)	1905 (19150)	22.69	21.83	20.77	18.73
		1880 (18900)	22.46	21.60	20.55	18.54
		1855 (18650)	22.26	21.41	20.37	18.37
	25RB-Middle (12)	1905 (19150)	22.58	21.73	20.67	18.64
		1880 (18900)	22.36	21.51	20.46	18.45
		1855 (18650)	22.25	21.40	20.36	18.36
	25RB-Low (0)	1905 (19150)	22.62	21.76	20.70	18.67
		1880 (18900)	22.33	21.48	20.43	18.43
		1855 (18650)	22.18	21.34	20.30	18.31
50RB (0)	1905 (19150)	22.65	21.79	20.73	18.70	
	1880 (18900)	22.40	21.55	20.50	18.49	
	1855 (18650)	22.20	21.36	20.31	18.32	
15MHz	1RB-High (74)	1902.5 (19125)	23.84	22.93	21.82	19.68
		1880 (18900)	23.77	22.87	21.75	19.62
		1857.5 (18675)	23.53	22.64	21.53	19.42
	1RB-Middle (37)	1902.5 (19125)	23.86	22.95	21.83	19.69
		1880 (18900)	23.71	22.81	21.70	19.57
		1857.5 (18675)	23.47	22.58	21.48	19.37
	1RB-Low (0)	1902.5 (19125)	23.78	22.88	21.76	19.63
		1880 (18900)	23.51	22.62	21.52	19.41
		1857.5 (18675)	23.43	22.54	21.44	19.34
	36RB-High (38)	1902.5 (19125)	22.87	22.00	20.92	18.87
		1880 (18900)	22.63	21.77	20.71	18.68
		1857.5 (18675)	22.43	21.58	20.52	18.51
	36RB-Middle (19)	1902.5 (19125)	22.76	21.89	20.82	18.78
		1880 (18900)	22.53	21.67	20.62	18.59
		1857.5 (18675)	22.42	21.57	20.51	18.50
	36RB-Low (0)	1902.5 (19125)	22.80	21.93	20.86	18.82
		1880 (18900)	22.50	21.64	20.59	18.57
		1857.5 (18675)	22.35	21.50	20.45	18.45
75RB (0)	1902.5 (19125)	22.83	21.96	20.89	18.84	
	1880 (18900)	22.57	21.71	20.65	18.63	
	1857.5 (18675)	22.37	21.52	20.47	18.46	
20MHz	1RB-High (99)	1900 (19100)	23.97	23.06	21.94	19.79
		1880 (18900)	23.90	22.99	21.87	19.73
		1860 (18700)	23.66	22.76	21.65	19.53
	1RB-Middle (50)	1900 (19100)	23.99	23.08	21.95	19.80
		1880 (18900)	23.84	22.93	21.82	19.68
		1860 (18700)	23.60	22.70	21.60	19.48
	1RB-Low (0)	1900 (19100)	23.91	23.00	21.88	19.74
		1880 (18900)	23.64	22.74	21.63	19.51
		1860 (18700)	23.56	22.67	21.56	19.45
	50RB-High (50)	1900 (19100)	22.99	22.12	21.04	18.98
		1880 (18900)	22.75	21.89	20.82	18.78
		1860 (18700)	22.55	21.69	20.64	18.61
	50RB-Middle (25)	1900 (19100)	22.88	22.01	20.94	18.89
		1880 (18900)	22.65	21.79	20.73	18.70
		1860 (18700)	22.54	21.68	20.63	18.61
	50RB-Low (0)	1900 (19100)	22.92	22.05	20.97	18.92
		1880 (18900)	22.62	21.76	20.70	18.67
		1860 (18700)	22.47	21.62	20.56	18.55
100RB (0)	1900 (19100)	22.95	22.08	21.00	18.94	
	1880 (18900)	22.69	21.83	20.76	18.73	
	1860 (18700)	22.49	21.64	20.58	18.56	



10MHz	1RB-High (49)	1905 (19150)	15.74	15.69	15.42	15.52
		1880 (18900)	15.50	15.46	15.57	15.59
		1855 (18650)	15.60	15.43	15.61	15.44
	1RB-Middle (24)	1905 (19150)	15.59	15.57	15.60	15.62
		1880 (18900)	15.61	15.46	15.43	15.55
		1855 (18650)	15.39	15.48	15.46	15.54
	1RB-Low (0)	1905 (19150)	15.61	15.46	15.46	15.42
		1880 (18900)	15.65	15.46	15.44	15.65
		1855 (18650)	15.63	15.50	15.60	15.48
	25RB-High (25)	1905 (19150)	15.66	15.39	15.53	15.64
		1880 (18900)	15.49	15.56	15.43	15.39
		1855 (18650)	15.47	15.39	15.52	15.49
	25RB-Middle (12)	1905 (19150)	15.41	15.58	15.58	15.45
		1880 (18900)	15.59	15.66	15.60	15.62
		1855 (18650)	15.54	15.42	15.62	15.54
	25RB-Low (0)	1905 (19150)	15.58	15.53	15.39	15.54
		1880 (18900)	15.54	15.48	15.53	15.54
		1855 (18650)	15.49	15.54	15.63	15.58
	50RB (0)	1905 (19150)	15.44	15.41	15.40	15.55
		1880 (18900)	15.51	15.56	15.46	15.56
		1855 (18650)	15.48	15.61	15.44	15.51
15MHz	1RB-High (74)	1902.5 (19125)	15.75	15.72	15.48	15.47
		1880 (18900)	15.61	15.58	15.46	15.50
		1857.5 (18675)	15.43	15.64	15.59	15.57
	1RB-Middle (37)	1902.5 (19125)	15.47	15.39	15.47	15.58
		1880 (18900)	15.62	15.57	15.57	15.56
		1857.5 (18675)	15.59	15.64	15.39	15.41
	1RB-Low (0)	1902.5 (19125)	15.57	15.53	15.60	15.52
		1880 (18900)	15.61	15.41	15.40	15.56
		1857.5 (18675)	15.49	15.61	15.59	15.42
	36RB-High (38)	1902.5 (19125)	15.43	15.53	15.57	15.62
		1880 (18900)	15.39	15.45	15.42	15.45
		1857.5 (18675)	15.46	15.52	15.54	15.59
	36RB-Middle (19)	1902.5 (19125)	15.50	15.39	15.46	15.64
		1880 (18900)	15.62	15.61	15.41	15.44
		1857.5 (18675)	15.61	15.46	15.54	15.41
	36RB-Low (0)	1902.5 (19125)	15.41	15.64	15.62	15.59
		1880 (18900)	15.59	15.66	15.56	15.66
		1857.5 (18675)	15.66	15.48	15.52	15.41
	75RB (0)	1902.5 (19125)	15.54	15.44	15.45	15.44
		1880 (18900)	15.54	15.52	15.60	15.41
		1857.5 (18675)	15.65	15.41	15.43	15.57
20MHz	1RB-High (99)	1900 (19100)	15.71	15.65	15.45	15.40
		1880 (18900)	15.53	15.62	15.39	15.49
		1860 (18700)	15.54	15.47	15.59	15.39
	1RB-Middle (50)	1900 (19100)	15.57	15.64	15.44	15.39
		1880 (18900)	15.55	15.40	15.56	15.54
		1860 (18700)	15.43	15.60	15.55	15.40
	1RB-Low (0)	1900 (19100)	15.45	15.56	15.61	15.56
		1880 (18900)	15.54	15.51	15.42	15.53
		1860 (18700)	15.36	15.46	15.64	15.51
	50RB-High (50)	1900 (19100)	15.53	15.56	15.54	15.52
		1880 (18900)	15.49	15.52	15.54	15.60
		1860 (18700)	15.43	15.52	15.55	15.53
	50RB-Middle (25)	1900 (19100)	15.53	15.55	15.47	15.39
		1880 (18900)	15.47	15.46	15.44	15.43
		1860 (18700)	15.41	15.41	15.46	15.64
	50RB-Low (0)	1900 (19100)	15.44	15.60	15.58	15.64
		1880 (18900)	15.49	15.59	15.63	15.64
		1860 (18700)	15.29	15.57	15.43	15.59
	100RB (0)	1900 (19100)	15.45	15.60	15.53	15.49
		1880 (18900)	15.47	15.43	15.46	15.43
		1860 (18700)	15.34	15.52	15.43	15.49

**LTEB2- ANT1 DSI1**

BANDWIDTH	Number of RBs	Frequency	QPSK	16QAM	64QAM	256QAM
1.4MHz	1RB-High (5)	1909.3 (19193)	15.68	15.69	15.57	15.39
		1880 (18900)	15.59	15.54	15.62	15.59
		1850.7 (18607)	15.44	15.39	15.53	15.57
	1RB-Middle (3)	1909.3 (19193)	15.39	15.65	15.57	15.47
		1880 (18900)	15.53	15.53	15.48	15.57
		1850.7 (18607)	15.43	15.50	15.52	15.64
	1RB-Low (0)	1909.3 (19193)	15.63	15.63	15.45	15.61
		1880 (18900)	15.65	15.47	15.50	15.52
		1850.7 (18607)	15.40	15.54	15.41	15.44
	3RB-High (3)	1909.3 (19193)	15.51	15.39	15.56	15.56
		1880 (18900)	15.45	15.64	15.42	15.65
		1850.7 (18607)	15.50	15.57	15.65	15.61
	3RB-Middle (1)	1909.3 (19193)	15.53	15.39	15.44	15.64
		1880 (18900)	15.62	15.42	15.46	15.41
		1850.7 (18607)	15.57	15.54	15.55	15.62
	3RB-Low (0)	1909.3 (19193)	15.50	15.39	15.52	15.62
		1880 (18900)	15.63	15.47	15.49	15.56
		1850.7 (18607)	15.46	15.61	15.48	15.56
	6RB (0)	1909.3 (19193)	15.64	15.62	15.57	15.50
		1880 (18900)	15.64	15.51	15.51	15.51
		1850.7 (18607)	15.65	15.51	15.47	15.51
3MHz	1RB-High (14)	1908.5 (19185)	15.67	15.71	15.66	15.57
		1880 (18900)	15.54	15.52	15.43	15.65
		1851.5 (18615)	15.62	15.40	15.48	15.51
	1RB-Middle (7)	1908.5 (19185)	15.58	15.45	15.56	15.47
		1880 (18900)	15.41	15.64	15.43	15.48
		1851.5 (18615)	15.47	15.46	15.56	15.46
	1RB-Low (0)	1908.5 (19185)	15.48	15.58	15.54	15.61
		1880 (18900)	15.46	15.48	15.43	15.41
		1851.5 (18615)	15.48	15.54	15.57	15.63
	8RB-High (7)	1908.5 (19185)	15.45	15.50	15.66	15.49
		1880 (18900)	15.42	15.41	15.58	15.56
		1851.5 (18615)	15.65	15.61	15.65	15.49
	8RB-Middle (4)	1908.5 (19185)	15.39	15.56	15.51	15.64
		1880 (18900)	15.41	15.66	15.50	15.44
		1851.5 (18615)	15.66	15.41	15.54	15.53
	8RB-Low (0)	1908.5 (19185)	15.57	15.57	15.54	15.49
		1880 (18900)	15.40	15.54	15.40	15.59
		1851.5 (18615)	15.55	15.48	15.60	15.56
	15RB (0)	1908.5 (19185)	15.58	15.56	15.54	15.57
		1880 (18900)	15.49	15.44	15.57	15.64
		1851.5 (18615)	15.47	15.39	15.43	15.42
5MHz	1RB-High (24)	1907.5 (19175)	15.68	15.70	15.61	15.53
		1880 (18900)	15.61	15.39	15.62	15.55
		1852.5 (18625)	15.60	15.48	15.54	15.66
	1RB-Middle (12)	1907.5 (19175)	15.61	15.46	15.55	15.65
		1880 (18900)	15.50	15.54	15.66	15.48
		1852.5 (18625)	15.53	15.53	15.47	15.63
	1RB-Low (0)	1907.5 (19175)	15.59	15.66	15.56	15.57
		1880 (18900)	15.42	15.47	15.54	15.44
		1852.5 (18625)	15.60	15.43	15.49	15.53
	12RB-High (13)	1907.5 (19175)	15.50	15.56	15.54	15.65
		1880 (18900)	15.45	15.53	15.60	15.39
		1852.5 (18625)	15.66	15.61	15.53	15.63
	12RB-Middle (6)	1907.5 (19175)	15.42	15.56	15.54	15.54
		1880 (18900)	15.46	15.44	15.46	15.44
		1852.5 (18625)	15.65	15.51	15.56	15.51
	12RB-Low (0)	1907.5 (19175)	15.55	15.61	15.56	15.48
		1880 (18900)	15.61	15.49	15.39	15.61
		1852.5 (18625)	15.53	15.52	15.49	15.56
	25RB (0)	1907.5 (19175)	15.48	15.66	15.51	15.57
		1880 (18900)	15.59	15.66	15.39	15.42
		1852.5 (18625)	15.64	15.59	15.55	15.48

10MHz	1RB-High (49)	1905 (19150)	15.74	15.69	15.42	15.52
		1880 (18900)	15.50	15.46	15.57	15.59
		1855 (18650)	15.60	15.43	15.61	15.44
	1RB-Middle (24)	1905 (19150)	15.59	15.57	15.60	15.62
		1880 (18900)	15.61	15.46	15.43	15.55
		1855 (18650)	15.39	15.48	15.46	15.54
	1RB-Low (0)	1905 (19150)	15.61	15.46	15.46	15.42
		1880 (18900)	15.65	15.46	15.44	15.65
		1855 (18650)	15.63	15.50	15.60	15.48
	25RB-High (25)	1905 (19150)	15.66	15.39	15.53	15.64
		1880 (18900)	15.49	15.56	15.43	15.39
		1855 (18650)	15.47	15.39	15.52	15.49
	25RB-Middle (12)	1905 (19150)	15.41	15.58	15.58	15.45
		1880 (18900)	15.59	15.66	15.60	15.62
		1855 (18650)	15.54	15.42	15.62	15.54
	25RB-Low (0)	1905 (19150)	15.58	15.53	15.39	15.54
		1880 (18900)	15.54	15.48	15.53	15.54
		1855 (18650)	15.49	15.54	15.63	15.58
	50RB (0)	1905 (19150)	15.44	15.41	15.40	15.55
		1880 (18900)	15.51	15.56	15.46	15.56
		1855 (18650)	15.48	15.61	15.44	15.51
15MHz	1RB-High (74)	1902.5 (19125)	15.75	15.72	15.48	15.47
		1880 (18900)	15.61	15.58	15.46	15.50
		1857.5 (18675)	15.43	15.64	15.59	15.57
	1RB-Middle (37)	1902.5 (19125)	15.47	15.39	15.47	15.58
		1880 (18900)	15.62	15.57	15.57	15.56
		1857.5 (18675)	15.59	15.64	15.39	15.41
	1RB-Low (0)	1902.5 (19125)	15.57	15.53	15.60	15.52
		1880 (18900)	15.61	15.41	15.40	15.56
		1857.5 (18675)	15.49	15.61	15.59	15.42
	36RB-High (38)	1902.5 (19125)	15.43	15.53	15.57	15.62
		1880 (18900)	15.39	15.45	15.42	15.45
		1857.5 (18675)	15.46	15.52	15.54	15.59
	36RB-Middle (19)	1902.5 (19125)	15.50	15.39	15.46	15.64
		1880 (18900)	15.62	15.61	15.41	15.44
		1857.5 (18675)	15.61	15.46	15.54	15.41
	36RB-Low (0)	1902.5 (19125)	15.41	15.64	15.62	15.59
		1880 (18900)	15.59	15.66	15.56	15.66
		1857.5 (18675)	15.66	15.48	15.52	15.41
	75RB (0)	1902.5 (19125)	15.54	15.44	15.45	15.44
		1880 (18900)	15.54	15.52	15.60	15.41
		1857.5 (18675)	15.65	15.41	15.43	15.57
20MHz	1RB-High (99)	1900 (19100)	15.71	15.65	15.45	15.40
		1880 (18900)	15.53	15.62	15.39	15.49
		1860 (18700)	15.54	15.47	15.59	15.39
	1RB-Middle (50)	1900 (19100)	15.57	15.64	15.44	15.39
		1880 (18900)	15.55	15.40	15.56	15.54
		1860 (18700)	15.43	15.60	15.55	15.40
	1RB-Low (0)	1900 (19100)	15.45	15.56	15.61	15.56
		1880 (18900)	15.54	15.51	15.42	15.53
		1860 (18700)	15.36	15.46	15.64	15.51
	50RB-High (50)	1900 (19100)	15.53	15.56	15.54	15.52
		1880 (18900)	15.49	15.52	15.54	15.60
		1860 (18700)	15.43	15.52	15.55	15.53
	50RB-Middle (25)	1900 (19100)	15.53	15.55	15.47	15.39
		1880 (18900)	15.47	15.46	15.44	15.43
		1860 (18700)	15.41	15.41	15.46	15.64
	50RB-Low (0)	1900 (19100)	15.44	15.60	15.58	15.64
		1880 (18900)	15.49	15.59	15.63	15.64
		1860 (18700)	15.29	15.57	15.43	15.59
	100RB (0)	1900 (19100)	15.45	15.60	15.53	15.49
		1880 (18900)	15.47	15.43	15.46	15.43
		1860 (18700)	15.34	15.52	15.43	15.49

**LTEB2- ANT1 DSI2**

BANDWIDTH	Number of RBs	Frequency	QPSK	16QAM	64QAM	256QAM
1.4MHz	1RB-High (5)	1909.3 (19193)	17.68	17.66	16.87	17.81
		1880 (18900)	17.56	17.54	16.75	17.69
		1850.7 (18607)	17.31	17.29	16.49	17.43
	1RB-Middle (3)	1909.3 (19193)	17.64	17.62	16.83	17.77
		1880 (18900)	17.51	17.49	16.70	17.64
		1850.7 (18607)	17.34	17.32	16.53	17.47
	1RB-Low (0)	1909.3 (19193)	17.55	17.53	16.74	17.68
		1880 (18900)	17.31	17.29	16.49	17.43
		1850.7 (18607)	17.28	17.26	16.46	17.40
	3RB-High (3)	1909.3 (19193)	18.09	18.27	17.49	18.43
		1880 (18900)	18.08	18.06	17.28	18.22
		1850.7 (18607)	17.84	17.82	17.03	17.97
	3RB-Middle (1)	1909.3 (19193)	17.60	17.58	16.79	17.73
		1880 (18900)	17.36	17.34	16.55	17.49
		1850.7 (18607)	17.30	17.28	16.48	17.42
	3RB-Low (0)	1909.3 (19193)	17.62	17.60	16.81	17.75
		1880 (18900)	17.34	17.32	16.53	17.47
		1850.7 (18607)	17.21	17.19	16.39	17.33
	6RB (0)	1909.3 (19193)	17.65	17.63	16.84	17.78
		1880 (18900)	17.40	17.38	16.59	17.53
		1850.7 (18607)	17.25	17.23	16.43	17.37
3MHz	1RB-High (14)	1908.5 (19185)	17.59	17.57	16.78	17.72
		1880 (18900)	17.47	17.45	16.66	17.60
		1851.5 (18615)	17.22	17.20	16.40	17.34
	1RB-Middle (7)	1908.5 (19185)	17.55	17.53	16.74	17.68
		1880 (18900)	17.42	17.40	16.61	17.55
		1851.5 (18615)	17.26	17.24	16.44	17.38
	1RB-Low (0)	1908.5 (19185)	17.46	17.44	16.65	17.59
		1880 (18900)	17.22	17.20	16.40	17.34
		1851.5 (18615)	17.19	17.17	16.37	17.31
	8RB-High (7)	1908.5 (19185)	17.10	17.08	17.40	18.33
		1880 (18900)	17.99	17.97	17.19	18.13
		1851.5 (18615)	17.75	17.73	16.94	17.88
	8RB-Middle (4)	1908.5 (19185)	17.51	17.49	16.70	17.64
		1880 (18900)	17.28	17.26	16.46	17.40
		1851.5 (18615)	17.21	17.19	16.39	17.33
	8RB-Low (0)	1908.5 (19185)	17.53	17.51	16.72	17.66
		1880 (18900)	17.26	17.24	16.44	17.38
		1851.5 (18615)	17.12	17.10	16.30	17.25
	15RB (0)	1908.5 (19185)	17.56	17.54	16.75	17.69
		1880 (18900)	17.32	17.30	16.50	17.44
		1851.5 (18615)	17.16	17.14	16.34	17.28
5MHz	1RB-High (24)	1907.5 (19175)	17.75	17.73	16.94	17.88
		1880 (18900)	17.63	17.61	16.82	17.76
		1852.5 (18625)	17.37	17.35	16.56	17.50
	1RB-Middle (12)	1907.5 (19175)	17.71	17.69	16.90	17.84
		1880 (18900)	17.58	17.56	16.77	17.71
		1852.5 (18625)	17.41	17.39	16.60	17.54
	1RB-Low (0)	1907.5 (19175)	17.62	17.60	16.81	17.75
		1880 (18900)	17.37	17.35	16.56	17.50
		1852.5 (18625)	17.34	17.32	16.53	17.47
	12RB-High (13)	1907.5 (19175)	18.66	18.34	17.56	18.50
		1880 (18900)	18.16	18.14	17.35	18.29
		1852.5 (18625)	17.91	17.89	17.10	18.04
	12RB-Middle (6)	1907.5 (19175)	17.67	17.65	16.86	17.80
		1880 (18900)	17.43	17.41	16.62	17.56
		1852.5 (18625)	17.36	17.34	16.55	17.49
	12RB-Low (0)	1907.5 (19175)	17.69	17.67	16.88	17.82
		1880 (18900)	17.41	17.39	16.60	17.54
		1852.5 (18625)	17.27	17.25	16.46	17.40
	25RB (0)	1907.5 (19175)	17.72	17.70	16.91	17.85
		1880 (18900)	17.47	17.45	16.66	17.60
		1852.5 (18625)	17.31	17.29	16.50	17.44

10MHz	1RB-High (49)	1905 (19150)	18.13	17.61	16.82	17.76
		1880 (18900)	17.51	17.49	16.70	17.64
		1855 (18650)	17.26	17.24	16.44	17.38
	1RB-Middle (24)	1905 (19150)	17.59	17.57	16.78	17.72
		1880 (18900)	17.46	17.44	16.65	17.59
		1855 (18650)	17.30	17.28	16.48	17.42
	1RB-Low (0)	1905 (19150)	17.50	17.48	16.69	17.63
		1880 (18900)	17.26	17.24	16.44	17.38
		1855 (18650)	17.23	17.21	16.41	17.35
	25RB-High (25)	1905 (19150)	18.24	18.22	17.40	18.17
		1880 (18900)	18.03	18.01	17.23	18.17
		1855 (18650)	17.79	17.77	16.98	17.92
	25RB-Middle (12)	1905 (19150)	17.55	17.53	16.74	17.68
		1880 (18900)	17.32	17.30	16.50	17.44
		1855 (18650)	17.25	17.23	16.43	17.37
	25RB-Low (0)	1905 (19150)	17.57	17.55	16.76	17.70
		1880 (18900)	17.30	17.28	16.48	17.42
		1855 (18650)	17.16	17.14	16.34	17.28
	50RB (0)	1905 (19150)	17.60	17.58	16.79	17.73
		1880 (18900)	17.35	17.33	16.54	17.48
		1855 (18650)	17.20	17.18	16.38	17.32
15MHz	1RB-High (74)	1902.5 (19125)	17.84	17.82	17.03	17.97
		1880 (18900)	17.72	17.70	16.91	17.85
		1857.5 (18675)	17.46	17.44	16.65	17.59
	1RB-Middle (37)	1902.5 (19125)	17.80	17.78	16.99	17.93
		1880 (18900)	17.67	17.65	16.86	17.80
		1857.5 (18675)	17.50	17.48	16.69	17.63
	1RB-Low (0)	1902.5 (19125)	17.71	17.69	16.90	17.84
		1880 (18900)	17.46	17.44	16.65	17.59
		1857.5 (18675)	17.43	17.41	16.62	17.56
	36RB-High (38)	1902.5 (19125)	18.16	18.44	17.26	18.19
		1880 (18900)	18.25	18.23	17.45	18.38
		1857.5 (18675)	18.00	17.98	17.19	18.13
	36RB-Middle (19)	1902.5 (19125)	17.76	17.74	16.95	17.89
		1880 (18900)	17.52	17.50	16.71	17.65
		1857.5 (18675)	17.45	17.43	16.64	17.58
	36RB-Low (0)	1902.5 (19125)	17.78	17.76	16.97	17.91
		1880 (18900)	17.50	17.48	16.69	17.63
		1857.5 (18675)	17.36	17.34	16.55	17.49
	75RB (0)	1902.5 (19125)	17.81	17.79	17.00	17.94
		1880 (18900)	17.56	17.54	16.75	17.69
		1857.5 (18675)	17.40	17.38	16.59	17.53
20MHz	1RB-High (99)	1900 (19100)	18.11	17.90	17.11	18.05
		1880 (18900)	17.80	17.78	16.99	17.93
		1860 (18700)	17.54	17.52	16.73	17.67
	1RB-Middle (50)	1900 (19100)	17.88	17.86	17.07	18.01
		1880 (18900)	17.75	17.73	16.94	17.88
		1860 (18700)	17.58	17.56	16.77	17.71
	1RB-Low (0)	1900 (19100)	17.79	17.77	16.98	17.92
		1880 (18900)	17.54	17.52	16.73	17.67
		1860 (18700)	17.51	17.49	16.70	17.64
	50RB-High (50)	1900 (19100)	18.24	18.12	17.74	18.18
		1880 (18900)	18.23	18.11	17.53	18.17
		1860 (18700)	18.08	18.06	17.28	18.11
	50RB-Middle (25)	1900 (19100)	17.84	17.82	17.03	17.97
		1880 (18900)	17.60	17.58	16.79	17.73
		1860 (18700)	17.53	17.51	16.72	17.66
	50RB-Low (0)	1900 (19100)	17.86	17.84	17.05	17.99
		1880 (18900)	17.58	17.56	16.77	17.71
		1860 (18700)	17.44	17.42	16.63	17.57
	100RB (0)	1900 (19100)	17.89	17.87	17.08	18.02
		1880 (18900)	17.64	17.62	16.83	17.77
		1860 (18700)	17.48	17.46	16.67	17.61

**LTEB7- ANT4 DSI0/1**

BANDWIDTH	Number of RBs	Frequency	QPSK	16QAM	64QAM	256QAM
5MHz	1RB-High (24)	2567.5 (21425)	17.26	17.14	17.13	17.03
		2535 (21100)	17.59	17.47	17.46	17.36
		2502.5 (20775)	17.36	17.24	17.23	17.13
	1RB-Middle (12)	2567.5 (21425)	17.37	17.25	17.24	17.14
		2535 (21100)	17.49	17.37	17.36	17.26
		2502.5 (20775)	17.18	17.06	17.05	16.95
	1RB-Low (0)	2567.5 (21425)	17.43	17.31	17.30	17.20
		2535 (21100)	17.47	17.35	17.34	17.24
		2502.5 (20775)	17.15	17.03	17.02	16.92
	12RB-High (13)	2567.5 (21425)	17.32	17.20	17.19	17.09
		2535 (21100)	17.54	17.42	17.41	17.31
		2502.5 (20775)	17.32	17.20	17.19	17.09
	12RB-Middle (6)	2567.5 (21425)	17.40	17.28	17.27	17.17
		2535 (21100)	17.55	17.43	17.42	17.32
		2502.5 (20775)	17.30	17.18	17.17	17.07
	12RB-Low (0)	2567.5 (21425)	17.44	17.32	17.31	17.21
		2535 (21100)	17.49	17.37	17.36	17.26
		2502.5 (20775)	17.27	17.15	17.14	17.04
	25RB (0)	2567.5 (21425)	17.36	17.24	17.23	17.13
		2535 (21100)	17.56	17.44	17.43	17.33
		2502.5 (20775)	17.27	17.15	17.14	17.04
10MHz	1RB-High (49)	2565 (21400)	17.22	17.17	17.12	17.15
		2535 (21100)	17.55	17.50	17.45	17.48
		2505 (20800)	17.32	17.27	17.22	17.25
	1RB-Middle (24)	2565 (21400)	17.33	17.28	17.23	17.26
		2535 (21100)	17.45	17.40	17.35	17.38
		2505 (20800)	17.14	17.09	17.04	17.07
	1RB-Low (0)	2565 (21400)	17.39	17.34	17.29	17.32
		2535 (21100)	17.43	17.38	17.33	17.36
		2505 (20800)	17.11	17.06	17.01	17.04
	25RB-High (25)	2565 (21400)	17.28	17.23	17.18	17.21
		2535 (21100)	17.50	17.45	17.40	17.43
		2505 (20800)	17.28	17.23	17.18	17.21
	25RB-Middle (12)	2565 (21400)	17.36	17.31	17.26	17.29
		2535 (21100)	17.51	17.46	17.41	17.44
		2505 (20800)	17.26	17.21	17.16	17.19
	25RB-Low (0)	2565 (21400)	17.40	17.35	17.30	17.33
		2535 (21100)	17.45	17.40	17.35	17.38
		2505 (20800)	17.23	17.18	17.13	17.16
	50RB (0)	2565 (21400)	17.32	17.27	17.22	17.25
		2535 (21100)	17.52	17.47	17.42	17.45
		2505 (20800)	17.23	17.18	17.13	17.16

15MHz	1RB-High (74)	2562.5 (21375)	17.30	17.11	17.12	17.17
		2535 (21100)	17.63	17.44	17.45	17.50
		2507.5 (20825)	17.40	17.21	17.22	17.27
	1RB-Middle (37)	2562.5 (21375)	17.41	17.22	17.23	17.28
		2535 (21100)	17.53	17.34	17.35	17.40
		2507.5 (20825)	17.22	17.03	17.04	17.09
	1RB-Low (0)	2562.5 (21375)	17.47	17.28	17.29	17.34
		2535 (21100)	17.51	17.32	17.33	17.38
		2507.5 (20825)	17.19	17.00	17.01	17.06
	36RB-High (38)	2562.5 (21375)	17.36	17.17	17.18	17.23
		2535 (21100)	17.58	17.39	17.40	17.45
		2507.5 (20825)	17.36	17.17	17.18	17.23
	36RB-Middle (19)	2562.5 (21375)	17.44	17.25	17.26	17.31
		2535 (21100)	17.59	17.40	17.41	17.46
		2507.5 (20825)	17.34	17.15	17.16	17.21
	36RB-Low (0)	2562.5 (21375)	17.48	17.29	17.30	17.35
		2535 (21100)	17.53	17.34	17.35	17.40
		2507.5 (20825)	17.31	17.12	17.13	17.18
75RB (0)	2562.5 (21375)	17.40	17.21	17.22	17.27	
	2535 (21100)	17.60	17.41	17.42	17.47	
	2507.5 (20825)	17.31	17.12	17.13	17.18	
20MHz	1RB-High (99)	2560 (21350)	17.17	17.12	17.05	17.08
		2535 (21100)	17.50	17.46	17.38	17.41
		2510 (20850)	17.27	17.14	17.15	17.18
	1RB-Middle (50)	2560 (21350)	17.28	17.15	17.16	17.19
		2535 (21100)	17.40	17.45	17.28	17.31
		2510 (20850)	17.09	17.16	16.97	17.00
	1RB-Low (0)	2560 (21350)	17.34	17.21	17.22	17.25
		2535 (21100)	17.38	17.10	17.26	17.29
		2510 (20850)	17.06	17.10	16.94	16.97
	50RB-High (50)	2560 (21350)	17.23	17.10	17.11	17.14
		2535 (21100)	17.45	17.38	17.33	17.36
		2510 (20850)	17.23	17.12	17.11	17.14
	50RB-Middle (25)	2560 (21350)	17.31	17.20	17.19	17.22
		2535 (21100)	17.46	17.30	17.34	17.37
		2510 (20850)	17.21	17.09	17.09	17.12
	50RB-Low (0)	2560 (21350)	17.35	17.24	17.23	17.26
		2535 (21100)	17.40	17.22	17.28	17.31
		2510 (20850)	17.18	17.05	17.06	17.09
100RB (0)	2560 (21350)	17.27	17.17	17.15	17.18	
	2535 (21100)	17.47	17.34	17.35	17.38	
	2510 (20850)	17.18	17.11	17.06	17.09	

**LTEB7- ANT4 DSI2**

BANDWIDTH	Number of RBs	Frequency	QPSK	16QAM	64QAM	256QAM
5MHz	1RB-High (24)	2567.5 (21425)	18.25	18.14	18.19	17.60
		2535 (21100)	18.43	18.32	18.37	17.77
		2502.5 (20775)	18.63	18.52	18.57	17.95
	1RB-Middle (12)	2567.5 (21425)	18.27	18.16	18.21	17.62
		2535 (21100)	18.55	18.44	18.49	17.88
		2502.5 (20775)	18.52	18.41	18.46	17.85
	1RB-Low (0)	2567.5 (21425)	18.31	18.20	18.25	17.65
		2535 (21100)	18.44	18.33	18.38	17.78
		2502.5 (20775)	18.34	18.23	18.28	17.68
	12RB-High (13)	2567.5 (21425)	18.28	18.17	18.22	17.62
		2535 (21100)	18.52	18.41	18.46	17.85
		2502.5 (20775)	18.54	18.43	18.48	17.87
	12RB-Middle (6)	2567.5 (21425)	18.28	18.17	18.22	17.62
		2535 (21100)	18.52	18.41	18.46	17.85
		2502.5 (20775)	18.53	18.42	18.47	17.86
	12RB-Low (0)	2567.5 (21425)	18.29	18.18	18.23	17.63
		2535 (21100)	18.53	18.42	18.47	17.86
		2502.5 (20775)	18.42	18.31	18.36	17.76
	25RB (0)	2567.5 (21425)	18.28	18.17	18.22	17.62
		2535 (21100)	18.54	18.43	18.48	17.87
		2502.5 (20775)	18.48	18.37	18.42	17.81
10MHz	1RB-High (49)	2565 (21400)	18.24	18.28	18.18	17.65
		2535 (21100)	18.42	18.46	18.36	17.82
		2505 (20800)	18.62	18.67	18.56	18.00
	1RB-Middle (24)	2565 (21400)	18.26	18.30	18.20	17.66
		2535 (21100)	18.54	18.59	18.48	17.93
		2505 (20800)	18.51	18.56	18.45	17.90
	1RB-Low (0)	2565 (21400)	18.30	18.34	18.24	17.70
		2535 (21100)	18.43	18.47	18.37	17.82
		2505 (20800)	18.33	18.37	18.27	17.73
	25RB-High (25)	2565 (21400)	18.27	18.31	18.21	17.67
		2535 (21100)	18.51	18.56	18.45	17.90
		2505 (20800)	18.53	18.58	18.47	17.92
	25RB-Middle (12)	2565 (21400)	18.27	18.31	18.21	17.67
		2535 (21100)	18.51	18.56	18.45	17.90
		2505 (20800)	18.52	18.57	18.46	17.91
	25RB-Low (0)	2565 (21400)	18.28	18.32	18.22	17.68
		2535 (21100)	18.52	18.57	18.46	17.91
		2505 (20800)	18.41	18.45	18.35	17.81
	50RB (0)	2565 (21400)	18.27	18.31	18.21	17.67
		2535 (21100)	18.53	18.58	18.47	17.92
		2505 (20800)	18.47	18.51	18.41	17.86



15MHz	1RB-High (74)	2562.5 (21375)	18.09	18.47	18.20	17.60
		2535 (21100)	18.27	18.65	18.38	17.77
		2507.5 (20825)	18.47	18.86	18.58	17.97
	1RB-Middle (37)	2562.5 (21375)	18.11	18.49	18.22	17.62
		2535 (21100)	18.39	18.78	18.50	17.89
		2507.5 (20825)	18.36	18.75	18.47	17.86
	1RB-Low (0)	2562.5 (21375)	18.15	18.53	18.26	17.66
		2535 (21100)	18.28	18.66	18.39	17.78
		2507.5 (20825)	18.18	18.56	18.29	17.69
	36RB-High (38)	2562.5 (21375)	18.12	18.50	18.23	17.63
		2535 (21100)	18.36	18.75	18.47	17.86
		2507.5 (20825)	18.38	18.77	18.49	17.88
	36RB-Middle (19)	2562.5 (21375)	18.12	18.50	18.23	17.63
		2535 (21100)	18.36	18.75	18.47	17.86
		2507.5 (20825)	18.37	18.76	18.48	17.87
	36RB-Low (0)	2562.5 (21375)	18.13	18.51	18.24	17.64
		2535 (21100)	18.37	18.76	18.48	17.87
		2507.5 (20825)	18.26	18.64	18.37	17.77
75RB (0)	2562.5 (21375)	18.12	18.50	18.23	17.63	
	2535 (21100)	18.38	18.77	18.49	17.88	
	2507.5 (20825)	18.32	18.70	18.43	17.82	
20MHz	1RB-High (99)	2560 (21350)	18.09	18.57	18.16	17.64
		2535 (21100)	18.34	18.79	18.41	17.85
		2510 (20850)	19.48	19.20	18.55	18.24
	1RB-Middle (50)	2560 (21350)	18.12	18.65	18.19	17.71
		2535 (21100)	18.38	18.93	18.45	17.98
		2510 (20850)	18.40	18.99	18.47	18.04
	1RB-Low (0)	2560 (21350)	18.25	18.74	18.32	17.80
		2535 (21100)	18.27	18.67	18.34	17.73
		2510 (20850)	18.15	18.71	18.22	17.77
	50RB-High (50)	2560 (21350)	18.22	18.22	18.29	17.31
		2535 (21100)	18.40	18.38	18.47	17.46
		2510 (20850)	18.43	18.47	18.50	17.54
	50RB-Middle (25)	2560 (21350)	18.20	18.22	18.27	17.31
		2535 (21100)	18.42	18.38	18.49	17.46
		2510 (20850)	18.37	18.42	18.44	17.50
	50RB-Low (0)	2560 (21350)	18.23	18.24	18.30	17.33
		2535 (21100)	18.38	18.34	18.45	17.42
		2510 (20850)	18.32	18.38	18.39	17.46
	100RB (0)	2560 (21350)	18.20	18.23	18.27	17.32
		2535 (21100)	18.37	18.42	18.44	17.50
		2510 (20850)	18.37	18.43	18.44	17.51

**LTEB12- ANT0 DSI0//1/2**

BANDWIDTH	Number of RBs	Frequency	QPSK	16QAM	64QAM	256QAM
1.4MHz	1RB-High (5)	715.3	24.28	23.66	22.45	19.16
		707.5	24.27	23.94	22.72	19.39
		699.7	24.25	23.92	22.70	19.37
	1RB-Middle (3)	715.3	24.40	23.78	22.57	19.25
		707.5	24.20	23.88	22.66	19.33
		699.7	24.28	23.66	22.45	19.16
	1RB-Low (0)	715.3	24.27	23.85	22.63	19.31
		707.5	24.27	23.94	22.72	19.39
		699.7	24.21	23.89	22.67	19.34
	3RB-High (3)	715.3	23.40	22.80	21.64	18.46
		707.5	23.43	22.83	21.67	18.49
		699.7	23.46	22.86	21.70	18.51
	3RB-Middle (1)	715.3	23.52	22.92	21.75	18.56
		707.5	23.57	22.97	21.80	18.60
		699.7	23.60	23.00	21.83	18.62
	3RB-Low (0)	715.3	23.52	22.92	21.75	18.56
		707.5	23.94	23.33	22.14	18.89
		699.7	23.45	22.85	21.69	18.50
	6RB (0)	715.3	23.51	22.91	21.74	18.55
		707.5	23.90	23.29	22.10	18.86
		699.7	23.70	23.10	21.92	18.70
3MHz	1RB-High (14)	714.5	23.36	22.54	21.62	19.40
		707.5	23.25	22.81	21.87	19.64
		700.5	23.22	22.79	21.86	19.62
	1RB-Middle (7)	714.5	23.47	22.64	21.72	19.50
		707.5	23.27	22.74	21.81	19.58
		700.5	23.36	22.54	21.62	19.40
	1RB-Low (0)	714.5	23.24	22.71	21.78	19.55
		707.5	23.20	22.81	21.87	19.64
		700.5	23.28	22.75	21.82	19.59
	8RB-High (7)	714.5	22.51	21.72	20.83	18.70
		707.5	22.54	21.75	20.86	18.72
		700.5	22.57	21.78	20.88	18.75
	8RB-Middle (4)	714.5	22.63	21.83	20.94	18.80
		707.5	22.67	21.87	20.98	18.83
		700.5	22.70	21.90	21.00	18.86
	8RB-Low (0)	714.5	22.63	21.83	20.94	18.80
		707.5	23.03	22.22	21.31	19.13
		700.5	22.56	21.77	20.88	18.74
	15RB (0)	714.5	22.62	21.82	20.93	18.79
		707.5	22.99	22.18	21.27	19.10
		700.5	22.80	22.00	21.10	18.94

5MHz	1RB-High (24)	713.5	23.39	22.34	21.28	19.43	
		707.5	23.25	22.60	21.54	19.67	
		701.5	23.63	22.58	21.52	19.65	
	1RB-Middle (12)	713.5	23.49	22.44	21.38	19.52	
		707.5	23.58	22.53	21.47	19.61	
		701.5	23.39	22.34	21.28	19.43	
	1RB-Low (0)	713.5	23.56	22.51	21.45	19.59	
		707.5	23.65	22.60	21.54	19.67	
		701.5	23.59	22.54	21.48	19.61	
	12RB-High (13)	713.5	22.61	21.56	20.50	18.72	
		707.5	22.64	21.59	20.53	18.75	
		701.5	22.67	21.62	20.56	18.78	
	12RB-Middle (6)	713.5	22.72	21.67	20.61	18.82	
		707.5	22.76	21.71	20.65	18.86	
		701.5	22.79	21.74	20.68	18.89	
	12RB-Low (0)	713.5	22.72	21.67	20.61	18.82	
		707.5	23.09	22.04	20.98	19.16	
		701.5	22.66	21.61	20.55	18.77	
	25RB (0)	713.5	22.71	21.66	20.60	18.81	
		707.5	23.05	22.00	20.94	19.12	
		701.5	22.88	21.83	20.77	18.97	
	10MHz	1RB-High (49)	711	23.90	22.88	22.16	19.70
			707.5	24.19	23.15	22.43	19.93
			704	24.16	23.12	22.40	19.91
1RB-Middle (24)		711	24.01	22.98	22.26	19.79	
		707.5	24.11	23.07	22.36	19.87	
		704	23.89	22.87	22.15	19.69	
1RB-Low (0)		711	24.09	23.05	22.34	19.85	
		707.5	24.18	23.14	22.42	19.93	
		704	24.12	23.08	22.36	19.88	
25RB-High (25)		711	23.02	22.08	21.34	18.97	
		707.5	23.06	22.11	21.38	19.00	
		704	23.09	22.14	21.41	19.03	
25RB-Middle (12)		711	23.15	22.19	21.46	19.08	
		707.5	23.19	22.23	21.50	19.11	
		704	23.22	22.26	21.53	19.14	
25RB-Low (0)		711	23.15	22.19	21.46	19.08	
		707.5	23.56	22.57	21.85	19.42	
		704	23.08	22.13	21.40	19.02	
50RB (0)		711	23.14	22.18	21.46	19.07	
		707.5	23.51	22.52	21.80	19.37	
		704	23.32	22.35	21.62	19.22	

**LTEB13- ANT0 DSI0/1/2**

BANDWIDTH	Number of RBs	Frequency	QPSK	16QAM	64QAM	256QAM
5MHz	1RB-High (24)	784.5 (23255)	23.55	22.55	21.60	19.55
		782 (23230)	23.46	22.47	21.52	19.48
		779.5 (23205)	23.56	22.36	21.41	19.40
	1RB-Middle (12)	784.5 (23255)	22.56	21.61	20.69	18.73
		782 (23230)	22.52	21.57	20.66	18.70
		779.5 (23205)	22.46	21.51	20.60	18.65
	1RB-Low (0)	784.5 (23255)	22.54	21.59	20.67	18.72
		782 (23230)	23.50	22.50	21.55	19.51
		779.5 (23205)	23.41	22.42	21.48	19.44
	12RB-High (13)	784.5 (23255)	23.30	22.32	21.37	19.36
		782 (23230)	22.51	21.56	20.65	18.69
		779.5 (23205)	22.47	21.53	20.62	18.66
	12RB-Middle (6)	784.5 (23255)	22.41	21.47	20.56	18.61
		782 (23230)	22.49	21.54	20.63	18.68
		779.5 (23205)	23.01	22.03	21.11	19.10
	12RB-Low (0)	784.5 (23255)	22.92	21.96	21.03	19.04
		782 (23230)	22.82	21.85	20.92	18.95
		779.5 (23205)	22.04	21.11	20.22	18.30
25RB (0)	784.5 (23255)	22.00	21.08	20.19	18.27	
	782 (23230)	21.95	21.02	20.13	18.22	
	779.5 (23205)	22.02	21.10	20.20	18.29	
10MHz	1RB-High (49)	782 (23230)	24.04	23.02	22.05	19.96
	1RB-Middle (24)	782 (23230)	23.95	22.94	21.97	19.89
	1RB-Low (0)	782 (23230)	23.84	22.83	21.86	19.80
	25RB-High (25)	782 (23230)	23.03	22.06	21.12	19.12
	25RB-Middle (12)	782 (23230)	22.99	22.02	21.09	19.09
	25RB-Low (0)	782 (23230)	22.93	21.96	21.03	19.04
	50RB (0)	782 (23230)	23.01	22.04	21.10	19.11

**LTEB25- ANT2 DSI0**

BANDWIDTH	Number of RBs	Frequency	QPSK	16QAM	64QAM	256QAM
1.4MHz	1RB-High (5)	1914.3 (26683)	18.14	18.13	17.46	17.78
		1882.5 (26365)	18.22	18.31	17.54	17.95
		1850.7 (26047)	18.40	18.42	17.72	18.36
	1RB-Middle (3)	1914.3 (26683)	18.20	18.34	17.52	17.97
		1882.5 (26365)	18.47	18.11	17.79	18.14
		1850.7 (26047)	18.39	18.14	17.71	18.17
	1RB-Low (0)	1914.3 (26683)	18.14	18.22	17.46	17.87
		1882.5 (26365)	18.36	18.42	17.68	18.04
		1850.7 (26047)	18.27	18.46	17.59	18.09
	3RB-High (3)	1914.3 (26683)	18.12	17.73	17.44	17.38
		1882.5 (26365)	18.34	17.87	17.66	17.52
		1850.7 (26047)	18.46	18.07	17.78	17.72
	3RB-Middle (1)	1914.3 (26683)	18.24	17.82	17.56	17.47
		1882.5 (26365)	18.47	18.02	17.79	17.67
		1850.7 (26047)	18.40	18.01	17.72	17.66
	3RB-Low (0)	1914.3 (26683)	18.13	17.70	17.45	17.35
		1882.5 (26365)	18.45	17.97	17.77	17.62
		1850.7 (26047)	18.40	17.99	17.72	17.64
	6RB (0)	1914.3 (26683)	18.15	17.80	17.47	17.45
		1882.5 (26365)	18.38	17.97	17.70	17.62
		1850.7 (26047)	18.40	18.04	17.72	17.69
3MHz	1RB-High (14)	1913.5 (26675)	18.17	18.08	17.53	18.04
		1882.5 (26365)	18.25	18.26	17.61	18.21
		1851.5 (26055)	18.43	18.11	17.79	18.13
	1RB-Middle (7)	1913.5 (26675)	18.23	18.29	17.59	18.24
		1882.5 (26365)	18.50	18.46	17.86	18.41
		1851.5 (26055)	18.42	18.49	17.78	18.44
	1RB-Low (0)	1913.5 (26675)	18.17	18.17	17.53	18.13
		1882.5 (26365)	18.39	18.37	17.75	18.31
		1851.5 (26055)	18.30	18.41	17.66	18.36
	8RB-High (7)	1913.5 (26675)	18.15	17.68	17.51	17.64
		1882.5 (26365)	18.37	17.82	17.73	17.78
		1851.5 (26055)	18.49	18.02	17.85	17.98
	8RB-Middle (4)	1913.5 (26675)	18.27	17.77	17.63	17.73
		1882.5 (26365)	18.50	17.97	17.86	17.93
		1851.5 (26055)	18.43	17.96	17.79	17.92
	8RB-Low (0)	1913.5 (26675)	18.16	17.65	17.52	17.61
		1882.5 (26365)	18.48	17.92	17.84	17.88
		1851.5 (26055)	18.43	17.94	17.79	17.90
	15RB (0)	1913.5 (26675)	18.18	17.75	17.54	17.71
		1882.5 (26365)	18.41	17.92	17.77	17.88
		1851.5 (26055)	18.43	17.99	17.79	17.95
5MHz	1RB-High (24)	1912.5 (26665)	18.19	17.85	17.36	17.98
		1882.5 (26365)	18.27	18.03	17.44	18.15
		1852.5 (26065)	18.45	18.44	17.62	18.17
	1RB-Middle (12)	1912.5 (26665)	18.25	18.06	17.42	18.18
		1882.5 (26365)	18.52	18.22	17.69	18.35
		1852.5 (26065)	18.44	18.25	17.61	18.38
	1RB-Low (0)	1912.5 (26665)	18.19	17.94	17.36	18.07
		1882.5 (26365)	18.41	18.13	17.58	18.25
		1852.5 (26065)	18.32	18.17	17.49	18.30
	12RB-High (13)	1912.5 (26665)	18.17	17.45	17.34	17.58
		1882.5 (26365)	18.39	17.59	17.56	17.72
		1852.5 (26065)	18.51	17.79	17.68	17.92
	12RB-Middle (6)	1912.5 (26665)	18.29	17.54	17.46	17.67
		1882.5 (26365)	18.52	17.74	17.69	17.87
		1852.5 (26065)	18.45	17.73	17.62	17.86
	12RB-Low (0)	1912.5 (26665)	18.18	17.42	17.35	17.55
		1882.5 (26365)	18.50	17.69	17.67	17.82
		1852.5 (26065)	18.45	17.71	17.62	17.84
	25RB (0)	1912.5 (26665)	18.20	17.52	17.37	17.65
		1882.5 (26365)	18.43	17.69	17.60	17.82
		1852.5 (26065)	18.45	17.76	17.62	17.89

10MHz	1RB-High (49)	1910 (26640)	18.25	17.95	17.46	17.88
		1882.5 (26365)	18.33	18.13	17.54	18.05
		1855 (26090)	18.51	18.54	17.72	18.47
	1RB-Middle (24)	1910 (26640)	18.31	18.16	17.52	18.08
		1882.5 (26365)	18.58	18.32	17.79	18.25
		1855 (26090)	18.50	18.35	17.71	18.28
	1RB-Low (0)	1910 (26640)	18.25	18.04	17.46	17.97
		1882.5 (26365)	18.47	18.23	17.68	18.15
		1855 (26090)	18.38	18.27	17.59	18.20
	25RB-High (25)	1910 (26640)	18.23	17.55	17.44	17.48
		1882.5 (26365)	18.45	17.69	17.66	17.62
		1855 (26090)	18.57	17.89	17.78	17.82
	25RB-Middle (12)	1910 (26640)	18.35	17.64	17.56	17.57
		1882.5 (26365)	18.58	17.84	17.79	17.77
		1855 (26090)	18.51	17.83	17.72	17.76
	25RB-Low (0)	1910 (26640)	18.24	17.52	17.45	17.45
		1882.5 (26365)	18.56	17.79	17.77	17.72
		1855 (26090)	18.51	17.81	17.72	17.74
50RB (0)	1910 (26640)	18.26	17.62	17.47	17.55	
	1882.5 (26365)	18.49	17.79	17.70	17.72	
	1855 (26090)	18.51	17.86	17.72	17.79	
15MHz	1RB-High (74)	1907.5 (26615)	18.31	18.01	17.50	17.90
		1882.5 (26365)	18.39	18.19	17.58	18.07
		1857.5 (26115)	18.57	18.60	17.76	18.49
	1RB-Middle (37)	1907.5 (26615)	18.37	18.22	17.56	18.10
		1882.5 (26365)	18.64	18.38	17.83	18.27
		1857.5 (26115)	18.56	18.41	17.75	18.30
	1RB-Low (0)	1907.5 (26615)	18.31	18.10	17.50	17.99
		1882.5 (26365)	18.53	18.29	17.72	18.17
		1857.5 (26115)	18.44	18.33	17.63	18.22
	36RB-High (38)	1907.5 (26615)	18.29	17.61	17.48	17.50
		1882.5 (26365)	18.51	17.75	17.70	17.64
		1857.5 (26115)	18.63	17.95	17.82	17.84
	36RB-Middle (19)	1907.5 (26615)	18.41	17.70	17.60	17.59
		1882.5 (26365)	18.64	17.90	17.83	17.79
		1857.5 (26115)	18.57	17.89	17.76	17.78
	36RB-Low (0)	1907.5 (26615)	18.30	17.58	17.49	17.47
		1882.5 (26365)	18.62	17.85	17.81	17.74
		1857.5 (26115)	18.57	17.87	17.76	17.76
75RB (0)	1907.5 (26615)	18.32	17.68	17.51	17.57	
	1882.5 (26365)	18.55	17.85	17.74	17.74	
	1857.5 (26115)	18.57	17.92	17.76	17.81	
20MHz	1RB-High (99)	1905 (26590)	18.08	17.71	17.51	17.91
		1882.5 (26365)	18.16	17.88	17.59	18.08
		1860 (26140)	18.34	18.29	17.77	18.18
	1RB-Middle (50)	1905 (26590)	18.14	17.91	17.57	18.11
		1882.5 (26365)	18.41	18.07	17.84	18.28
		1860 (26140)	18.33	18.10	17.76	18.31
	1RB-Low (0)	1905 (26590)	18.08	17.80	17.51	18.00
		1882.5 (26365)	18.30	17.98	17.73	18.18
		1860 (26140)	18.21	18.02	17.64	18.23
	50RB-High (50)	1905 (26590)	18.06	17.31	17.49	17.51
		1882.5 (26365)	18.28	17.45	17.71	17.65
		1860 (26140)	18.40	17.65	17.83	17.85
	50RB-Middle (25)	1905 (26590)	18.18	17.40	17.61	17.60
		1882.5 (26365)	18.41	17.60	17.84	17.80
		1860 (26140)	18.34	17.59	17.77	17.79
	50RB-Low (0)	1905 (26590)	18.07	17.28	17.50	17.48
		1882.5 (26365)	18.39	17.55	17.82	17.75
		1860 (26140)	18.34	17.57	17.77	17.77
100RB (0)	1905 (26590)	18.09	17.38	17.52	17.58	
	1882.5 (26365)	18.32	17.55	17.75	17.75	
	1860 (26140)	18.34	17.62	17.77	17.82	

**LTEB25- ANT2 DSI1**

BANDWIDTH	Number of RBs	Frequency	QPSK	16QAM	64QAM	256QAM
1.4MHz	1RB-High (5)	1914.3 (26683)	22.11	22.36	22.12	21.08
		1882.5 (26365)	22.14	22.46	22.15	21.10
		1850.7 (26047)	22.38	22.30	22.38	21.31
	1RB-Middle (3)	1914.3 (26683)	22.16	22.43	22.17	21.12
		1882.5 (26365)	22.46	21.76	22.45	21.37
		1850.7 (26047)	22.36	21.82	22.36	21.29
	1RB-Low (0)	1914.3 (26683)	22.04	22.40	22.06	21.02
		1882.5 (26365)	22.30	21.56	22.30	21.24
		1850.7 (26047)	22.23	22.11	22.23	21.18
	3RB-High (3)	1914.3 (26683)	22.02	21.88	22.04	21.00
		1882.5 (26365)	22.27	22.04	22.28	21.21
		1850.7 (26047)	22.39	22.20	22.39	21.31
	3RB-Middle (1)	1914.3 (26683)	22.17	21.98	22.17	21.13
		1882.5 (26365)	22.41	22.17	22.41	21.33
		1850.7 (26047)	22.32	22.17	22.32	21.25
	3RB-Low (0)	1914.3 (26683)	22.03	21.87	22.05	21.01
		1882.5 (26365)	22.35	22.14	22.35	21.28
		1850.7 (26047)	22.32	22.13	22.32	21.25
	6RB (0)	1914.3 (26683)	22.06	21.94	22.07	21.04
		1882.5 (26365)	22.27	22.14	22.28	21.21
		1850.7 (26047)	22.32	22.19	22.32	21.25
3MHz	1RB-High (14)	1913.5 (26675)	22.17	21.82	21.17	21.30
		1882.5 (26365)	22.20	21.92	21.20	21.32
		1851.5 (26055)	22.44	22.24	21.42	21.53
	1RB-Middle (7)	1913.5 (26675)	22.22	21.89	21.22	21.34
		1882.5 (26365)	22.32	22.20	21.49	21.59
		1851.5 (26055)	22.42	22.26	21.40	21.51
	1RB-Low (0)	1913.5 (26675)	22.10	21.86	21.11	21.24
		1882.5 (26365)	22.36	22.01	21.34	21.46
		1851.5 (26055)	22.29	22.06	21.28	21.40
	8RB-High (7)	1913.5 (26675)	22.08	21.36	21.09	21.22
		1882.5 (26365)	22.33	21.51	21.32	21.43
		1851.5 (26055)	22.15	21.67	21.43	21.53
	8RB-Middle (4)	1913.5 (26675)	22.23	21.46	21.22	21.35
		1882.5 (26365)	22.37	21.64	21.45	21.55
		1851.5 (26055)	22.38	21.64	21.36	21.47
	8RB-Low (0)	1913.5 (26675)	22.09	21.35	21.10	21.23
		1882.5 (26365)	22.41	21.61	21.39	21.50
		1851.5 (26055)	22.38	21.60	21.36	21.47
	15RB (0)	1913.5 (26675)	22.12	21.42	21.12	21.26
		1882.5 (26365)	22.33	21.61	21.32	21.43
		1851.5 (26055)	22.38	21.66	21.36	21.47
5MHz	1RB-High (24)	1912.5 (26665)	22.18	21.65	21.03	21.12
		1882.5 (26365)	22.21	21.75	21.06	21.15
		1852.5 (26065)	22.45	22.07	21.28	21.34
	1RB-Middle (12)	1912.5 (26665)	22.23	21.72	21.08	21.16
		1882.5 (26365)	22.33	22.03	21.35	21.41
		1852.5 (26065)	22.43	22.08	21.26	21.33
	1RB-Low (0)	1912.5 (26665)	22.11	21.69	20.97	21.06
		1882.5 (26365)	22.37	21.84	21.20	21.28
		1852.5 (26065)	22.30	21.89	21.14	21.22
	12RB-High (13)	1912.5 (26665)	22.09	21.19	20.95	21.05
		1882.5 (26365)	22.34	21.34	21.18	21.25
		1852.5 (26065)	22.46	21.50	21.29	21.35
	12RB-Middle (6)	1912.5 (26665)	22.24	21.29	21.09	21.17
		1882.5 (26365)	22.18	21.47	21.30	21.37
		1852.5 (26065)	22.39	21.47	21.22	21.30
	12RB-Low (0)	1912.5 (26665)	22.10	21.18	20.96	21.06
		1882.5 (26365)	22.42	21.44	21.25	21.32
		1852.5 (26065)	22.39	21.43	21.22	21.30
	25RB (0)	1912.5 (26665)	22.13	21.25	20.99	21.08
		1882.5 (26365)	22.34	21.44	21.18	21.25
		1852.5 (26065)	22.39	21.49	21.22	21.30

10MHz	1RB-High (49)	1910 (26640)	22.20	21.71	21.06	21.65
		1882.5 (26365)	22.23	21.81	21.09	21.74
		1855 (26090)	22.47	22.13	21.31	22.02
	1RB-Middle (24)	1910 (26640)	22.25	21.78	21.11	21.71
		1882.5 (26365)	22.35	22.09	21.38	21.98
		1855 (26090)	22.45	22.14	21.29	22.03
	1RB-Low (0)	1910 (26640)	22.13	21.75	21.00	21.69
		1882.5 (26365)	22.39	21.90	21.23	21.82
		1855 (26090)	22.32	21.95	21.17	21.86
	25RB-High (25)	1910 (26640)	22.11	21.25	20.98	21.25
		1882.5 (26365)	22.36	21.40	21.20	21.38
		1855 (26090)	22.44	21.56	21.32	21.52
	25RB-Middle (12)	1910 (26640)	22.26	21.35	21.12	21.34
		1882.5 (26365)	22.30	21.53	21.34	21.50
		1855 (26090)	22.41	21.53	21.25	21.50
	25RB-Low (0)	1910 (26640)	22.12	21.24	20.99	21.24
		1882.5 (26365)	22.44	21.50	21.28	21.47
		1855 (26090)	22.41	21.49	21.25	21.46
50RB (0)	1910 (26640)	22.15	21.31	21.01	21.30	
	1882.5 (26365)	22.36	21.50	21.20	21.47	
	1855 (26090)	22.41	21.55	21.25	21.51	
15MHz	1RB-High (74)	1907.5 (26615)	22.06	21.66	21.12	21.59
		1882.5 (26365)	22.09	21.76	21.15	21.68
		1857.5 (26115)	22.13	22.08	21.37	21.96
	1RB-Middle (37)	1907.5 (26615)	22.11	21.73	21.17	21.65
		1882.5 (26365)	22.11	22.04	21.44	21.92
		1857.5 (26115)	22.11	22.09	21.35	21.97
	1RB-Low (0)	1907.5 (26615)	21.99	21.70	21.06	21.63
		1882.5 (26365)	22.25	21.85	21.29	21.76
		1857.5 (26115)	22.18	21.90	21.23	21.80
	36RB-High (38)	1907.5 (26615)	21.97	21.20	21.04	21.19
		1882.5 (26365)	22.22	21.35	21.26	21.32
		1857.5 (26115)	21.94	21.51	21.38	21.46
	36RB-Middle (19)	1907.5 (26615)	22.12	21.30	21.18	21.28
		1882.5 (26365)	22.06	21.48	21.40	21.44
		1857.5 (26115)	22.24	21.48	21.31	21.44
	36RB-Low (0)	1907.5 (26615)	21.98	21.19	21.05	21.18
		1882.5 (26365)	22.00	21.45	21.34	21.41
		1857.5 (26115)	22.16	21.44	21.31	21.40
75RB (0)	1907.5 (26615)	22.01	21.26	21.07	21.24	
	1882.5 (26365)	22.22	21.45	21.26	21.41	
	1857.5 (26115)	22.27	21.50	21.31	21.45	
20MHz	1RB-High (99)	1905 (26590)	21.16	21.59	21.09	21.56
		1882.5 (26365)	21.19	21.69	21.12	21.65
		1860 (26140)	21.42	22.01	21.34	21.93
	1RB-Middle (50)	1905 (26590)	21.21	21.66	21.14	21.62
		1882.5 (26365)	21.49	21.97	21.41	21.89
		1860 (26140)	21.40	22.48	21.32	21.94
	1RB-Low (0)	1905 (26590)	21.10	21.63	21.03	21.60
		1882.5 (26365)	21.34	21.78	21.26	21.73
		1860 (26140)	21.28	21.83	21.20	21.77
	50RB-High (50)	1905 (26590)	21.08	21.13	21.01	21.16
		1882.5 (26365)	21.31	21.28	21.23	21.29
		1860 (26140)	21.43	21.44	21.35	21.43
	50RB-Middle (25)	1905 (26590)	21.22	21.23	21.15	21.25
		1882.5 (26365)	21.45	21.41	21.37	21.41
		1860 (26140)	21.36	21.41	21.28	21.41
	50RB-Low (0)	1905 (26590)	21.09	21.12	21.02	21.15
		1882.5 (26365)	21.39	21.38	21.31	21.38
		1860 (26140)	21.36	21.37	21.28	21.37
100RB (0)	1905 (26590)	21.11	21.19	21.04	21.21	
	1882.5 (26365)	21.31	21.38	21.23	21.38	
	1860 (26140)	21.36	21.43	21.28	21.42	



**LTEB25- ANT2 DSI2**

BANDWIDTH	Number of RBs	Frequency	QPSK	16QAM	64QAM	256QAM
1.4MHz	1RB-High (5)	1914.3 (26683)	22.72	22.39	20.05	19.46
		1882.5 (26365)	22.85	22.53	20.16	19.58
		1850.7 (26047)	22.88	22.70	20.19	19.73
	1RB-Middle (3)	1914.3 (26683)	22.86	22.56	20.17	19.61
		1882.5 (26365)	22.93	22.67	20.24	19.70
		1850.7 (26047)	22.90	22.80	20.21	19.82
	1RB-Low (0)	1914.3 (26683)	22.82	22.55	20.14	19.60
		1882.5 (26365)	22.84	22.54	20.16	19.59
		1850.7 (26047)	22.88	22.77	20.19	19.79
	3RB-High (3)	1914.3 (26683)	22.79	21.04	20.11	18.29
		1882.5 (26365)	22.94	21.15	20.25	18.38
		1850.7 (26047)	22.97	21.22	20.27	18.44
	3RB-Middle (1)	1914.3 (26683)	22.89	21.12	20.20	18.36
		1882.5 (26365)	22.95	21.15	20.26	18.38
		1850.7 (26047)	22.56	21.26	20.30	18.47
	3RB-Low (0)	1914.3 (26683)	22.83	21.09	20.15	18.33
		1882.5 (26365)	22.90	21.11	20.21	18.35
		1850.7 (26047)	22.98	21.24	20.28	18.45
	6RB (0)	1914.3 (26683)	22.82	21.09	20.14	18.33
		1882.5 (26365)	22.92	21.18	20.23	18.41
		1850.7 (26047)	22.95	21.23	20.26	18.44
3MHz	1RB-High (14)	1913.5 (26675)	22.80	22.47	20.12	19.53
		1882.5 (26365)	22.93	22.61	20.23	19.65
		1851.5 (26055)	22.96	22.78	20.26	19.80
	1RB-Middle (7)	1913.5 (26675)	22.94	22.64	20.24	19.68
		1882.5 (26365)	23.01	22.75	20.31	19.77
		1851.5 (26055)	22.98	22.88	20.28	19.89
	1RB-Low (0)	1913.5 (26675)	22.90	22.63	20.21	19.67
		1882.5 (26365)	22.92	22.62	20.23	19.66
		1851.5 (26055)	22.96	22.85	20.26	19.86
	8RB-High (7)	1913.5 (26675)	22.87	21.12	20.18	18.35
		1882.5 (26365)	23.02	21.22	20.32	18.44
		1851.5 (26055)	23.05	21.29	20.34	18.51
	8RB-Middle (4)	1913.5 (26675)	22.97	21.19	20.27	18.42
		1882.5 (26365)	23.03	21.22	20.33	18.44
		1851.5 (26055)	23.08	21.33	20.37	18.54
	8RB-Low (0)	1913.5 (26675)	22.91	21.17	20.22	18.39
		1882.5 (26365)	22.98	21.18	20.28	18.41
		1851.5 (26055)	23.06	21.31	20.35	18.52
	15RB (0)	1913.5 (26675)	22.90	21.17	20.21	18.39
		1882.5 (26365)	23.00	21.25	20.30	18.47
		1851.5 (26055)	23.03	21.30	20.33	18.51
5MHz	1RB-High (24)	1912.5 (26665)	22.68	22.35	20.02	19.43
		1882.5 (26365)	22.81	22.49	20.13	19.55
		1852.5 (26065)	22.84	22.66	20.16	19.69
	1RB-Middle (12)	1912.5 (26665)	22.82	22.52	20.14	19.58
		1882.5 (26365)	22.89	22.63	20.21	19.66
		1852.5 (26065)	22.86	22.76	20.18	19.78
	1RB-Low (0)	1912.5 (26665)	22.78	22.51	20.11	19.57
		1882.5 (26365)	22.80	22.50	20.13	19.56
		1852.5 (26065)	22.84	22.73	20.16	19.75
	12RB-High (13)	1912.5 (26665)	22.75	21.00	20.08	18.25
		1882.5 (26365)	22.90	21.11	20.22	18.34
		1852.5 (26065)	22.93	21.18	20.24	18.41
	12RB-Middle (6)	1912.5 (26665)	22.85	21.08	20.17	18.32
		1882.5 (26365)	22.91	21.11	20.23	18.34
		1852.5 (26065)	22.96	21.22	20.27	18.44
	12RB-Low (0)	1912.5 (26665)	22.79	21.05	20.12	18.29
		1882.5 (26365)	22.86	21.07	20.18	18.31
		1852.5 (26065)	22.94	21.20	20.25	18.42
	25RB (0)	1912.5 (26665)	22.78	21.05	20.11	18.29
		1882.5 (26365)	22.88	21.14	20.20	18.37
		1852.5 (26065)	22.91	21.19	20.23	18.41

10MHz	1RB-High (49)	1910 (26640)	22.78	22.45	20.11	19.51
		1882.5 (26365)	22.91	22.59	20.22	19.63
		1855 (26090)	22.94	22.76	20.25	19.78
	1RB-Middle (24)	1910 (26640)	22.92	22.62	20.23	19.66
		1882.5 (26365)	22.99	22.73	20.30	19.75
		1855 (26090)	22.96	22.86	20.27	19.87
	1RB-Low (0)	1910 (26640)	22.88	22.61	20.20	19.65
		1882.5 (26365)	22.90	22.60	20.22	19.64
		1855 (26090)	22.94	22.83	20.25	19.84
	25RB-High (25)	1910 (26640)	22.85	21.10	20.17	18.33
		1882.5 (26365)	23.00	21.21	20.30	18.42
		1855 (26090)	23.03	21.28	20.32	18.49
	25RB-Middle (12)	1910 (26640)	22.95	21.18	20.26	18.40
		1882.5 (26365)	23.01	21.21	20.31	18.42
		1855 (26090)	22.89	21.31	20.35	18.52
	25RB-Low (0)	1910 (26640)	22.89	21.15	20.21	18.37
		1882.5 (26365)	22.96	21.17	20.27	18.39
		1855 (26090)	23.04	21.29	20.33	18.50
50RB (0)	1910 (26640)	22.88	21.15	20.20	18.37	
	1882.5 (26365)	22.98	21.24	20.29	18.45	
	1855 (26090)	23.01	21.29	20.31	18.49	
15MHz	1RB-High (74)	1907.5 (26615)	22.32	22.65	20.38	18.49
		1882.5 (26365)	22.41	22.34	20.46	18.57
		1857.5 (26115)	22.53	21.52	20.57	18.67
	1RB-Middle (37)	1907.5 (26615)	22.37	22.74	20.42	18.54
		1882.5 (26365)	22.48	22.41	20.52	18.63
		1857.5 (26115)	22.56	21.55	20.60	18.69
	1RB-Low (0)	1907.5 (26615)	22.41	22.81	20.46	18.57
		1882.5 (26365)	22.40	22.33	20.45	18.56
		1857.5 (26115)	22.57	21.56	20.61	18.70
	36RB-High (38)	1907.5 (26615)	22.30	21.29	20.36	18.48
		1882.5 (26365)	22.44	21.43	20.49	18.59
		1857.5 (26115)	22.48	21.48	20.52	18.63
	36RB-Middle (19)	1907.5 (26615)	22.33	21.30	20.39	18.50
		1882.5 (26365)	22.41	21.39	20.46	18.57
		1857.5 (26115)	22.46	21.46	20.50	18.61
	36RB-Low (0)	1907.5 (26615)	22.34	21.31	20.40	18.51
		1882.5 (26365)	22.40	21.40	20.45	18.56
		1857.5 (26115)	22.47	21.47	20.51	18.62
75RB (0)	1907.5 (26615)	22.31	21.34	20.37	18.49	
	1882.5 (26365)	22.43	21.42	20.48	18.58	
	1857.5 (26115)	22.46	21.46	20.50	18.61	
20MHz	1RB-High (99)	1905 (26590)	23.01	22.68	20.31	19.71
		1882.5 (26365)	23.14	22.82	20.42	19.83
		1860 (26140)	23.17	22.99	20.45	19.98
	1RB-Middle (50)	1905 (26590)	23.15	22.85	20.43	19.86
		1882.5 (26365)	23.22	22.96	20.50	19.95
		1860 (26140)	23.19	23.09	20.47	20.07
	1RB-Low (0)	1905 (26590)	23.11	22.84	20.40	19.85
		1882.5 (26365)	23.13	22.83	20.42	19.84
		1860 (26140)	23.17	23.06	20.45	20.04
	50RB-High (50)	1905 (26590)	23.08	21.31	20.37	18.52
		1882.5 (26365)	23.23	21.42	20.51	18.61
		1860 (26140)	23.26	21.49	20.53	18.68
	50RB-Middle (25)	1905 (26590)	23.18	21.39	20.46	18.59
		1882.5 (26365)	23.24	21.42	20.52	18.61
		1860 (26140)	23.29	21.53	20.56	18.71
	50RB-Low (0)	1905 (26590)	23.12	21.36	20.41	18.56
		1882.5 (26365)	23.19	21.38	20.47	18.58
		1860 (26140)	23.27	21.51	20.54	18.69
100RB (0)	1905 (26590)	23.11	21.36	20.40	18.56	
	1882.5 (26365)	23.21	21.45	20.49	18.64	
	1860 (26140)	23.24	21.50	20.52	18.68	

**LTEB26- ANT0 DSI0/1/2**

BANDWIDTH	Number of RBs	Frequency	QPSK	16QAM	64QAM	256QAM
1.4MHz	1RB-High (5)	848.3 (27033)	23.92	22.89	22.83	19.54
		831.5 (26865)	24.08	23.05	22.99	19.68
		814.7 (26697)	24.08	23.05	22.99	19.68
	1RB-Middle (3)	848.3 (27033)	24.00	22.97	22.91	19.61
		831.5 (26865)	24.10	23.07	23.01	19.70
		814.7 (26697)	24.08	23.05	22.99	19.68
	1RB-Low (0)	848.3 (27033)	23.96	22.93	22.87	19.58
		831.5 (26865)	24.08	23.05	22.99	19.68
		814.7 (26697)	24.20	23.17	23.11	19.78
	3RB-High (3)	848.3 (27033)	23.04	22.01	21.95	18.79
		831.5 (26865)	23.09	22.06	22.00	18.83
		814.7 (26697)	23.08	22.05	21.99	18.83
	3RB-Middle (1)	848.3 (27033)	23.07	22.04	21.98	18.82
		831.5 (26865)	23.04	22.01	21.95	18.79
		814.7 (26697)	23.07	22.04	21.98	18.82
	3RB-Low (0)	848.3 (27033)	23.09	22.06	22.00	18.83
		831.5 (26865)	23.05	22.02	21.96	18.80
		814.7 (26697)	23.14	22.11	22.05	18.88
	6RB (0)	848.3 (27033)	23.07	22.04	21.98	18.82
		831.5 (26865)	23.07	22.04	21.98	18.82
		814.7 (26697)	23.13	22.10	22.04	18.87
3MHz	1RB-High (14)	847.5 (27025)	23.34	22.43	21.60	19.56
		831.5 (26865)	23.51	22.59	21.75	19.70
		815.5 (26705)	23.51	22.59	21.75	19.70
	1RB-Middle (7)	847.5 (27025)	23.42	22.50	21.67	19.62
		831.5 (26865)	23.59	22.61	21.77	19.72
		815.5 (26705)	23.51	22.59	21.75	19.70
	1RB-Low (0)	847.5 (27025)	23.38	22.47	21.64	19.59
		831.5 (26865)	23.51	22.59	21.75	19.70
		815.5 (26705)	23.33	22.71	21.86	19.80
	8RB-High (7)	847.5 (27025)	22.45	21.57	20.78	18.81
		831.5 (26865)	22.50	21.62	20.83	18.85
		815.5 (26705)	22.49	21.61	20.82	18.85
	8RB-Middle (4)	847.5 (27025)	22.48	21.60	20.81	18.84
		831.5 (26865)	22.45	21.57	20.78	18.81
		815.5 (26705)	22.48	21.60	20.81	18.84
	8RB-Low (0)	847.5 (27025)	22.50	21.62	20.83	18.85
		831.5 (26865)	22.46	21.58	20.79	18.82
		815.5 (26705)	22.56	21.67	20.88	18.91
	15RB (0)	847.5 (27025)	22.48	21.60	20.81	18.84
		831.5 (26865)	22.48	21.60	20.81	18.84
		815.5 (26705)	22.55	21.67	20.87	18.90

5MHz	1RB-High (24)	846.5 (27015)	23.46	22.54	21.71	19.66	
		831.5 (26865)	23.22	22.70	21.87	19.80	
		816.5 (26715)	23.36	22.70	21.87	19.80	
	1RB-Middle (12)	846.5 (27015)	23.54	22.61	21.79	19.72	
		831.5 (26865)	23.35	22.72	21.89	19.82	
		816.5 (26715)	23.52	22.70	21.87	19.80	
	1RB-Low (0)	846.5 (27015)	23.50	22.58	21.75	19.69	
		831.5 (26865)	23.63	22.70	21.87	19.80	
		816.5 (26715)	23.45	22.82	21.98	19.90	
	12RB-High (13)	846.5 (27015)	22.56	21.68	20.89	18.91	
		831.5 (26865)	22.61	21.73	20.94	18.95	
		816.5 (26715)	22.60	21.72	20.93	18.95	
	12RB-Middle (6)	846.5 (27015)	22.59	21.71	20.92	18.94	
		831.5 (26865)	22.56	21.68	20.89	18.91	
		816.5 (26715)	22.59	21.71	20.92	18.94	
	12RB-Low (0)	846.5 (27015)	22.61	21.73	20.94	18.95	
		831.5 (26865)	22.57	21.69	20.90	18.92	
		816.5 (26715)	22.67	21.79	20.99	19.01	
	25RB (0)	846.5 (27015)	22.59	21.71	20.92	18.94	
		831.5 (26865)	22.59	21.71	20.92	18.94	
		816.5 (26715)	22.66	21.78	20.98	19.00	
	10MHz	1RB-High (49)	844 (26990)	23.55	22.63	21.79	19.74
			831.5 (26865)	23.72	22.79	21.95	19.88
			820 (26750)	23.72	22.79	21.95	19.88
1RB-Middle (24)		844 (26990)	23.63	22.70	21.87	19.80	
		831.5 (26865)	23.74	22.81	21.97	19.90	
		820 (26750)	23.72	22.79	21.95	19.88	
1RB-Low (0)		844 (26990)	23.59	22.67	21.83	19.77	
		831.5 (26865)	23.72	22.79	21.95	19.88	
		820 (26750)	23.54	22.91	22.06	19.98	
25RB-High (25)		844 (26990)	22.65	21.76	20.97	18.98	
		831.5 (26865)	22.70	21.81	21.02	19.02	
		820 (26750)	22.69	21.80	21.01	19.02	
25RB-Middle (12)		844 (26990)	22.68	21.79	21.00	19.01	
		831.5 (26865)	22.65	21.76	20.97	18.98	
		820 (26750)	22.68	21.79	21.00	19.01	
25RB-Low (0)		844 (26990)	22.70	21.81	21.02	19.02	
		831.5 (26865)	22.66	21.77	20.98	18.99	
		820 (26750)	22.76	21.87	21.07	19.08	
50RB (0)		844 (26990)	22.68	21.79	21.00	19.01	
		831.5 (26865)	22.68	21.79	21.00	19.01	
		820 (26750)	22.75	21.86	21.06	19.07	
15MHz		1RB-High (74)	841.5 (26965)	23.99	23.07	22.23	20.17
			831.5 (26865)	24.16	23.23	22.39	20.31
			822.5 (26775)	24.16	23.23	22.39	20.31
	1RB-Middle (37)	841.5 (26965)	24.07	23.14	22.31	20.23	
		831.5 (26865)	24.18	23.25	22.41	20.33	
		822.5 (26775)	24.16	23.23	22.39	20.31	
	1RB-Low (0)	841.5 (26965)	24.03	23.11	22.27	20.20	
		831.5 (26865)	24.16	23.23	22.39	20.31	
		822.5 (26775)	24.28	23.35	22.50	20.41	
	36RB-High (38)	841.5 (26965)	23.09	22.20	21.40	19.41	
		831.5 (26865)	23.14	22.25	21.45	19.45	
		822.5 (26775)	23.13	22.24	21.44	19.45	
	36RB-Middle (19)	841.5 (26965)	23.12	22.23	21.43	19.44	
		831.5 (26865)	23.09	22.20	21.40	19.41	
		822.5 (26775)	23.12	22.23	21.43	19.44	
	36RB-Low (0)	841.5 (26965)	23.14	22.25	21.45	19.45	
		831.5 (26865)	23.10	22.21	21.41	19.42	
		822.5 (26775)	23.20	22.31	21.50	19.51	
	75RB (0)	841.5 (26965)	23.12	22.23	21.43	19.44	
		831.5 (26865)	23.12	22.23	21.43	19.44	
		822.5 (26775)	23.19	22.30	21.49	19.50	

**LTEB41(PC3)- ANT4 DSI0**

BANDWIDTH	Number of RBs	Frequency	QPSK	16QAM	64QAM	256QAM
5MHz	1RB-High (24)	2687.5 (41565)	17.43	16.82	17.31	17.51
		2640.3(41093)	17.48	16.94	17.12	17.38
		2593 (40620)	17.56	17.07	17.12	17.38
		2545.8(40148)	18.29	17.78	18.12	18.10
		2498.5 (39675)	17.54	17.34	17.44	17.33
	1RB-Middle (12)	2687.5 (41565)	17.73	16.94	17.42	17.29
		2640.3(41093)	17.42	17.07	17.49	17.25
		2593 (40620)	17.48	17.16	17.31	17.48
		2545.8(40148)	17.94	17.24	17.53	17.68
		2498.5 (39675)	18.19	17.66	17.82	17.84
	1RB-Low (0)	2687.5 (41565)	18.12	17.50	17.98	17.90
		2640.3(41093)	17.58	17.12	17.27	17.35
		2593 (40620)	17.88	17.55	17.89	17.71
		2545.8(40148)	17.41	16.72	17.10	17.24
		2498.5 (39675)	18.10	18.12	18.16	18.12
	12RB-High (13)	2687.5 (41565)	17.48	16.95	17.27	17.17
		2640.3(41093)	17.24	16.98	17.21	17.21
		2593 (40620)	17.46	17.01	17.27	17.49
		2545.8(40148)	17.94	17.47	17.79	18.02
		2498.5 (39675)	17.85	17.36	17.52	17.43
	12RB-Middle (6)	2687.5 (41565)	17.51	17.09	17.45	17.19
		2640.3(41093)	17.45	16.97	17.18	17.34
		2593 (40620)	17.51	17.29	17.21	17.47
		2545.8(40148)	17.91	17.40	17.42	17.78
		2498.5 (39675)	18.06	17.67	17.60	17.77
	12RB-Low (0)	2687.5 (41565)	17.58	17.25	17.12	17.24
		2640.3(41093)	17.18	17.01	17.01	17.25
		2593 (40620)	17.94	17.17	17.81	17.73
2545.8(40148)		17.50	16.91	17.43	17.21	
2498.5 (39675)		18.16	17.87	18.06	18.00	
25RB (0)	2687.5 (41565)	17.44	16.94	17.31	17.37	
	2640.3(41093)	17.22	16.84	16.84	17.26	
	2593 (40620)	17.80	17.02	17.21	17.66	
	2545.8(40148)	17.72	17.25	17.53	17.40	
	2498.5 (39675)	17.93	17.71	17.65	17.82	
10MHz	1RB-High (49)	2685 (41540)	17.54	16.97	17.21	17.44
		2639(41080)	17.54	16.99	17.10	17.61
		2593 (40620)	17.52	16.79	17.22	17.48
		2547(40160)	18.19	17.71	18.18	18.01
		2501 (39700)	17.65	17.33	17.23	17.46
	1RB-Middle (24)	2685 (41540)	17.37	16.97	17.13	17.26
		2639(41080)	17.33	17.21	17.23	17.41
		2593 (40620)	17.52	17.33	17.33	17.64
		2547(40160)	17.76	17.24	17.54	17.58
		2501 (39700)	18.14	17.81	17.70	17.78
	1RB-Low (0)	2685 (41540)	18.23	17.24	17.86	18.01
		2639(41080)	17.57	16.98	17.19	17.37
		2593 (40620)	18.00	17.59	17.66	17.71
		2547(40160)	17.31	16.61	17.19	17.00
		2501 (39700)	18.10	18.12	18.11	18.16
	25RB-High (25)	2685 (41540)	17.56	16.88	17.14	17.08
		2639(41080)	17.47	16.88	17.29	17.21
		2593 (40620)	17.39	17.03	17.07	17.50
		2547(40160)	18.15	17.48	17.91	17.97
		2501 (39700)	17.91	17.34	17.54	17.67
	25RB-Middle (12)	2685 (41540)	17.64	16.99	17.46	17.08
		2639(41080)	17.44	16.87	17.27	17.18
		2593 (40620)	17.58	17.29	17.23	17.53
		2547(40160)	17.84	17.27	17.43	17.81
		2501 (39700)	17.91	17.75	17.80	17.65
	25RB-Low (0)	2685 (41540)	17.85	17.10	17.26	17.50
		2639(41080)	17.42	16.80	17.05	17.36
		2593 (40620)	18.01	17.24	17.49	17.80
		2547(40160)	17.58	17.07	17.40	17.17
		2501 (39700)	18.32	17.87	18.10	18.06
	50RB (0)	2685 (41540)	17.55	17.16	17.34	17.40
		2639(41080)	17.26	16.89	17.02	17.16
2593 (40620)		17.58	17.33	17.53	17.56	
2547(40160)		17.78	17.38	17.59	17.61	
2501 (39700)		17.86	17.66	17.55	17.73	

15MHz	1RB-High (74)	2682.5 (41515)	17.43	17.07	17.05	17.15
		2637.8(41068)	17.36	16.86	16.98	17.25
		2593 (40620)	17.37	16.94	17.13	17.26
		2548.3(40173)	18.02	17.66	17.73	17.90
		2503.5 (39725)	17.79	17.21	17.47	17.63
	1RB-Middle (37)	2682.5 (41515)	17.41	17.04	17.15	17.32
		2637.8(41068)	17.36	16.83	17.06	17.14
		2593 (40620)	17.53	17.09	17.35	17.27
		2548.3(40173)	17.60	17.22	17.39	17.37
		2503.5 (39725)	18.24	17.67	17.96	18.01
	1RB-Low (0)	2682.5 (41515)	17.45	17.07	17.11	17.21
		2637.8(41068)	17.34	16.80	17.00	17.25
		2593 (40620)	17.84	17.36	17.52	17.71
		2548.3(40173)	17.29	16.89	17.00	17.18
		2503.5 (39725)	18.11	18.15	18.10	18.10
	36RB-High (38)	2682.5 (41515)	17.47	17.00	17.25	17.27
		2637.8(41068)	17.34	16.85	17.02	17.09
		2593 (40620)	17.45	16.94	17.19	17.32
		2548.3(40173)	17.85	17.34	17.46	17.72
		2503.5 (39725)	18.00	17.49	17.70	17.73
	36RB-Middle (19)	2682.5 (41515)	17.49	17.02	17.12	17.29
		2637.8(41068)	17.31	16.83	17.10	17.03
		2593 (40620)	17.59	17.07	17.33	17.46
		2548.3(40173)	17.66	17.16	17.48	17.41
		2503.5 (39725)	18.21	17.73	17.83	18.10
	36RB-Low (0)	2682.5 (41515)	17.48	17.01	17.31	17.20
		2637.8(41068)	17.30	16.84	16.93	17.05
		2593 (40620)	17.72	17.21	17.47	17.57
2548.3(40173)		17.50	17.00	17.15	17.26	
2503.5 (39725)		18.14	17.94	18.14	18.17	
75RB (0)	2682.5 (41515)	17.49	17.04	17.13	17.39	
	2637.8(41068)	17.33	16.89	17.01	17.07	
	2593 (40620)	17.59	17.14	17.28	17.48	
	2548.3(40173)	17.68	17.17	17.37	17.58	
	2503.5 (39725)	18.18	17.75	17.84	17.94	
20MHz	1RB-High (99)	2680 (41490)	17.69	16.94	17.24	17.42
		2636.5(41055)	17.54	17.11	17.29	17.42
		2593 (40620)	17.42	16.95	17.11	17.29
		2549.5(40185)	18.11	17.74	18.17	18.16
		2506 (39750)	17.77	17.25	17.29	17.32
	1RB-Middle (50)	2680 (41490)	17.54	16.89	17.26	17.27
		2636.5(41055)	17.51	17.08	17.33	17.40
		2593 (40620)	17.61	17.15	17.43	17.47
		2549.5(40185)	17.75	17.08	17.52	17.55
		2506 (39750)	18.00	17.69	17.79	17.85
	1RB-Low (0)	2680 (41490)	18.05	17.39	17.81	17.87
		2636.5(41055)	17.46	17.02	17.22	17.34
		2593 (40620)	17.98	17.54	17.72	17.80
		2549.5(40185)	17.34	16.69	17.15	17.09
		2506 (39750)	18.00	18.15	18.03	18.10
	50RB-High (50)	2680 (41490)	17.52	17.04	17.28	17.27
		2636.5(41055)	17.43	16.93	17.25	17.15
		2593 (40620)	17.50	17.01	17.15	17.32
		2549.5(40185)	18.07	17.53	17.76	17.88
		2506 (39750)	17.77	17.33	17.50	17.60
	50RB-Middle (25)	2680 (41490)	17.55	17.04	17.33	17.27
		2636.5(41055)	17.40	16.91	17.17	17.31
		2593 (40620)	17.67	17.17	17.31	17.39
		2549.5(40185)	17.77	17.26	17.56	17.63
		2506 (39750)	18.03	17.57	17.67	17.84
	50RB-Low (0)	2680 (41490)	17.67	17.18	17.30	17.39
		2636.5(41055)	17.37	16.93	17.15	17.24
		2593 (40620)	17.82	17.34	17.64	17.65
2549.5(40185)		17.52	17.01	17.24	17.34	
2506 (39750)		18.32	17.86	18.12	18.14	
100RB (0)	2680 (41490)	17.58	17.10	17.38	17.44	
	2636.5(41055)	17.38	16.94	17.00	17.22	
	2593 (40620)	17.66	17.19	17.40	17.50	
	2549.5(40185)	17.75	17.30	17.56	17.47	
	2506 (39750)	18.05	17.63	17.74	17.84	

**LTEB41(PC3)- ANT4 DSI1**

BANDWIDTH	Number of RBs	Frequency	QPSK	16QAM	64QAM	256QAM
5MHz	1RB-High (24)	2687.5 (41565)	19.40	19.39	19.29	19.34
		2640.3(41093)	19.35	19.15	19.24	19.10
		2593 (40620)	19.31	19.40	19.20	19.35
		2545.8(40148)	20.30	20.21	20.18	20.16
		2498.5 (39675)	19.50	19.39	19.39	19.34
	1RB-Middle (12)	2687.5 (41565)	19.38	19.36	19.27	19.31
		2640.3(41093)	19.33	19.11	19.22	19.06
		2593 (40620)	19.50	19.58	19.39	19.53
		2545.8(40148)	19.63	19.58	19.52	19.53
		2498.5 (39675)	19.95	19.80	19.84	19.75
	1RB-Low (0)	2687.5 (41565)	19.93	19.82	19.82	19.77
		2640.3(41093)	19.28	19.08	19.17	19.03
		2593 (40620)	19.85	19.95	19.74	19.90
		2545.8(40148)	19.17	19.17	19.06	19.12
		2498.5 (39675)	20.37	20.40	20.46	20.35
	12RB-High (13)	2687.5 (41565)	19.36	19.33	19.25	19.28
		2640.3(41093)	19.24	19.26	19.13	19.21
		2593 (40620)	19.35	19.39	19.24	19.34
		2545.8(40148)	19.91	19.90	19.80	19.85
		2498.5 (39675)	19.66	19.63	19.55	19.58
	12RB-Middle (6)	2687.5 (41565)	19.32	20.49	19.21	19.29
		2640.3(41093)	19.24	19.23	19.13	19.18
		2593 (40620)	19.47	19.55	19.36	19.50
		2545.8(40148)	19.58	19.60	19.47	19.55
		2498.5 (39675)	19.90	19.87	19.79	19.82
	12RB-Low (0)	2687.5 (41565)	19.45	19.48	19.34	19.43
		2640.3(41093)	19.16	19.20	19.05	19.15
		2593 (40620)	19.63	19.69	19.52	19.64
		2545.8(40148)	19.35	19.32	19.24	19.27
		2498.5 (39675)	20.20	20.16	20.09	20.11
	25RB (0)	2687.5 (41565)	19.41	19.44	19.30	19.39
		2640.3(41093)	19.21	19.27	19.10	19.22
		2593 (40620)	19.51	19.50	19.40	19.45
		2545.8(40148)	19.59	19.65	19.48	19.60
		2498.5 (39675)	19.94	19.98	19.83	19.93
	10MHz	1RB-High (49)	2685 (41540)	19.36	19.35	19.25
2639(41080)			19.31	19.11	19.20	19.06
2593 (40620)			19.27	19.36	19.16	19.31
2547(40160)			20.26	20.17	20.14	20.12
2501 (39700)			19.46	19.35	19.35	19.30
1RB-Middle (24)		2685 (41540)	19.34	19.32	19.23	19.27
		2639(41080)	19.29	19.07	19.18	19.02
		2593 (40620)	19.46	19.54	19.35	19.49
		2547(40160)	19.59	19.54	19.48	19.49
		2501 (39700)	19.91	19.76	19.80	19.71
1RB-Low (0)		2685 (41540)	19.89	19.78	19.78	19.73
		2639(41080)	19.24	19.04	19.13	18.99
		2593 (40620)	19.81	19.91	19.70	19.86
		2547(40160)	19.13	19.13	19.02	19.08
		2501 (39700)	20.13	20.36	20.42	20.31
25RB-High (25)		2685 (41540)	19.32	19.29	19.21	19.24
		2639(41080)	19.20	19.22	19.09	19.17
		2593 (40620)	19.31	19.35	19.20	19.30
		2547(40160)	19.87	19.86	19.76	19.81
		2501 (39700)	19.62	19.59	19.51	19.54
25RB-Middle (12)		2685 (41540)	19.28	19.30	19.17	19.25
		2639(41080)	19.20	19.19	19.09	19.14
		2593 (40620)	19.43	19.51	19.32	19.46
		2547(40160)	19.54	19.56	19.43	19.51
		2501 (39700)	19.86	19.83	19.75	19.78
25RB-Low (0)		2685 (41540)	19.41	19.44	19.30	19.39
		2639(41080)	19.12	19.16	19.01	19.11
		2593 (40620)	19.59	19.65	19.48	19.60
		2547(40160)	19.31	19.28	19.20	19.23
		2501 (39700)	20.16	20.12	20.05	20.07
50RB (0)		2685 (41540)	19.37	19.40	19.26	19.35
		2639(41080)	19.17	19.23	19.06	19.18
		2593 (40620)	19.47	19.46	19.36	19.41
		2547(40160)	19.55	19.61	19.44	19.56
		2501 (39700)	19.90	19.94	19.79	19.89

15MHz	1RB-High (74)	2682.5 (41515)	19.45	19.44	19.34	19.39
		2637.8(41068)	19.40	19.20	19.29	19.15
		2593 (40620)	19.36	19.45	19.25	19.40
		2548.3(40173)	20.35	20.26	20.23	20.21
	1RB-Middle (37)	2503.5 (39725)	19.55	19.44	19.44	19.39
		2682.5 (41515)	19.43	19.41	19.32	19.36
		2637.8(41068)	19.38	19.16	19.27	19.11
		2593 (40620)	19.55	19.63	19.44	19.58
	1RB-Low (0)	2548.3(40173)	19.68	19.63	19.57	19.58
		2503.5 (39725)	20.00	19.85	19.89	19.80
		2682.5 (41515)	19.98	19.87	19.87	19.82
		2637.8(41068)	19.33	19.13	19.22	19.08
	36RB-High (38)	2593 (40620)	19.90	20.00	19.79	19.95
		2548.3(40173)	19.22	19.22	19.11	19.17
		2503.5 (39725)	20.43	20.45	20.51	20.40
		2682.5 (41515)	19.41	19.38	19.30	19.33
	36RB-Middle (19)	2637.8(41068)	19.29	19.31	19.18	19.26
		2593 (40620)	19.40	19.44	19.29	19.39
		2548.3(40173)	19.96	19.95	19.85	19.90
		2503.5 (39725)	19.71	19.68	19.60	19.63
	36RB-Low (0)	2682.5 (41515)	19.37	19.39	19.26	19.34
		2637.8(41068)	19.29	19.28	19.18	19.23
		2593 (40620)	19.52	19.60	19.41	19.55
		2548.3(40173)	19.63	19.65	19.52	19.60
	75RB (0)	2503.5 (39725)	19.95	19.92	19.84	19.87
		2682.5 (41515)	19.50	19.53	19.39	19.48
		2637.8(41068)	19.21	19.25	19.10	19.20
		2593 (40620)	19.68	19.74	19.57	19.69
20MHz	1RB-High (99)	2548.3(40173)	19.40	19.37	19.29	19.32
		2503.5 (39725)	20.25	20.21	20.14	20.16
		2682.5 (41515)	19.46	19.49	19.35	19.44
		2637.8(41068)	19.26	19.32	19.15	19.27
	1RB-Middle (50)	2593 (40620)	19.56	19.55	19.45	19.50
		2548.3(40173)	19.64	19.70	19.53	19.65
		2503.5 (39725)	19.99	20.03	19.88	19.98
		2680 (41490)	19.47	19.46	19.36	19.41
	1RB-Low (0)	2636.5(41055)	19.42	19.22	19.31	19.17
		2593 (40620)	19.38	19.47	19.27	19.42
		2549.5(40185)	20.37	20.28	20.25	20.23
		2506 (39750)	19.57	19.46	19.46	19.41
	50RB-High (50)	2680 (41490)	19.45	19.43	19.34	19.38
		2636.5(41055)	19.40	19.18	19.29	19.13
		2593 (40620)	19.57	19.65	19.46	19.60
		2549.5(40185)	19.70	19.65	19.59	19.60
	50RB-Middle (25)	2506 (39750)	20.02	19.87	19.91	19.82
		2680 (41490)	20.00	19.89	19.89	19.84
		2636.5(41055)	19.35	19.15	19.24	19.10
		2593 (40620)	19.92	20.02	19.81	19.97
	50RB-Low (0)	2549.5(40185)	19.24	19.24	19.13	19.19
		2506 (39750)	20.65	20.47	20.53	20.42
		2680 (41490)	19.43	19.40	19.32	19.35
		2636.5(41055)	19.31	19.33	19.20	19.28
	100RB (0)	2593 (40620)	19.42	19.46	19.31	19.41
		2549.5(40185)	19.98	19.97	19.87	19.92
		2506 (39750)	19.73	19.70	19.62	19.65
		2680 (41490)	19.39	19.41	19.28	19.36
100RB (0)	2636.5(41055)	19.31	19.30	19.20	19.25	
	2593 (40620)	19.54	19.62	19.43	19.57	
	2549.5(40185)	19.65	19.67	19.54	19.62	
	2506 (39750)	19.97	19.94	19.86	19.89	
100RB (0)	2680 (41490)	19.52	19.55	19.41	19.50	
	2636.5(41055)	19.23	19.27	19.12	19.22	
	2593 (40620)	19.70	19.76	19.59	19.71	
	2549.5(40185)	19.42	19.39	19.31	19.34	
100RB (0)	2506 (39750)	20.27	20.23	20.16	20.18	
	2680 (41490)	19.48	19.51	19.37	19.46	
	2636.5(41055)	19.28	19.34	19.17	19.29	
	2593 (40620)	19.58	19.57	19.47	19.52	
100RB (0)	2549.5(40185)	19.66	19.72	19.55	19.67	
	2506 (39750)	20.01	20.05	19.90	20.00	



**LTEB41(PC3)- ANT4 DSI2**

BANDWIDTH	Number of RBs	Frequency	QPSK	16QAM	64QAM	256QAM
5MHz	1RB-High (24)	2687.5 (41565)	20.49	20.12	18.90	17.35
		2640.3(41093)	20.39	19.92	18.81	17.27
		2593 (40620)	20.39	20.14	18.81	17.27
		2545.8(40148)	21.08	20.92	19.64	18.03
		2498.5 (39675)	20.60	20.06	19.00	17.44
	1RB-Middle (12)	2687.5 (41565)	20.45	20.08	18.86	17.32
		2640.3(41093)	20.38	19.88	18.80	17.26
		2593 (40620)	20.61	20.32	19.01	17.45
		2545.8(40148)	20.71	20.28	19.09	17.54
		2498.5 (39675)	20.25	20.47	18.69	17.16
	1RB-Low (0)	2687.5 (41565)	20.20	20.57	18.64	17.11
		2640.3(41093)	19.55	19.83	18.02	16.55
		2593 (40620)	20.18	20.70	18.62	17.10
		2545.8(40148)	19.49	19.87	17.97	16.50
		2498.5 (39675)	20.94	21.13	19.31	17.72
	12RB-High (13)	2687.5 (41565)	19.65	20.01	18.12	16.63
		2640.3(41093)	19.55	19.97	18.02	16.55
		2593 (40620)	19.60	20.07	18.07	16.59
		2545.8(40148)	20.25	20.55	18.69	17.16
		2498.5 (39675)	20.25	20.37	18.69	17.16
	12RB-Middle (6)	2687.5 (41565)	20.46	20.08	18.87	17.32
		2640.3(41093)	20.33	19.94	18.76	17.22
		2593 (40620)	20.54	20.24	18.95	17.39
		2545.8(40148)	20.51	20.31	18.92	17.37
		2498.5 (39675)	20.04	20.59	18.49	16.98
	12RB-Low (0)	2687.5 (41565)	20.57	20.17	18.97	17.42
		2640.3(41093)	20.25	19.92	18.69	17.16
		2593 (40620)	20.42	20.42	18.84	17.29
		2545.8(40148)	20.44	20.02	18.85	17.31
		2498.5 (39675)	20.34	20.87	18.77	17.23
	25RB (0)	2687.5 (41565)	20.48	20.15	18.89	17.34
		2640.3(41093)	20.31	19.95	18.74	17.21
2593 (40620)		20.60	20.24	19.00	17.44	
2545.8(40148)		20.74	20.35	19.12	17.56	
2498.5 (39675)		21.01	20.67	19.38	17.79	
10MHz	1RB-High (49)	2685 (41540)	20.71	20.34	19.10	17.54
		2639(41080)	20.61	20.13	19.01	17.46
		2593 (40620)	20.61	20.36	19.01	17.46
		2547(40160)	21.11	21.14	19.85	18.22
		2501 (39700)	20.82	20.28	19.20	17.63
	1RB-Middle (24)	2685 (41540)	20.67	20.30	19.06	17.51
		2639(41080)	20.60	20.09	19.00	17.45
		2593 (40620)	20.83	20.54	19.21	17.64
		2547(40160)	20.93	20.50	19.30	17.73
		2501 (39700)	20.47	20.69	18.89	17.34
	1RB-Low (0)	2685 (41540)	20.42	20.79	18.84	17.29
		2639(41080)	19.76	20.04	18.21	16.73
		2593 (40620)	20.40	20.92	18.82	17.28
		2547(40160)	19.70	20.08	18.16	16.68
		2501 (39700)	21.16	21.20	19.52	17.91
	25RB-High (25)	2685 (41540)	19.86	20.22	18.31	16.81
		2639(41080)	19.76	20.18	18.21	16.73
		2593 (40620)	19.81	20.29	18.26	16.77
		2547(40160)	20.47	20.77	18.89	17.34
		2501 (39700)	20.47	20.59	18.89	17.34
	25RB-Middle (12)	2685 (41540)	20.68	20.30	19.07	17.51
		2639(41080)	20.55	20.15	18.96	17.40
		2593 (40620)	20.76	20.46	19.15	17.58
		2547(40160)	20.73	20.53	19.12	17.56
		2501 (39700)	20.26	20.81	18.69	17.16
	25RB-Low (0)	2685 (41540)	20.79	20.39	19.17	17.61
		2639(41080)	20.47	20.13	18.89	17.34
		2593 (40620)	20.64	20.64	19.04	17.48
		2547(40160)	20.66	20.23	19.05	17.50
		2501 (39700)	20.56	21.09	18.97	17.41
	50RB (0)	2685 (41540)	20.70	20.37	19.09	17.53
		2639(41080)	20.53	20.16	18.94	17.39
2593 (40620)		20.82	20.46	19.20	17.63	
2547(40160)		20.96	20.57	19.33	17.75	
2501 (39700)		21.24	20.89	19.59	17.98	

15MHz	1RB-High (74)	2682.5 (41515)	20.66	20.29	19.05	17.50
		2637.8(41068)	20.56	20.08	18.96	17.42
		2593 (40620)	20.56	20.31	18.96	17.42
		2548.3(40173)	21.46	21.09	19.80	18.18
		2503.5 (39725)	20.77	20.23	19.15	17.59
	1RB-Middle (37)	2682.5 (41515)	20.62	20.25	19.01	17.47
		2637.8(41068)	20.55	20.04	18.95	17.41
		2593 (40620)	20.78	20.49	19.16	17.60
		2548.3(40173)	20.88	20.45	19.25	17.69
		2503.5 (39725)	20.42	20.64	18.84	17.30
	1RB-Low (0)	2682.5 (41515)	20.37	20.74	18.79	17.25
		2637.8(41068)	19.71	19.99	18.17	16.69
		2593 (40620)	20.35	20.87	18.77	17.24
		2548.3(40173)	19.65	20.03	18.12	16.64
		2503.5 (39725)	21.11	21.31	19.47	17.87
	36RB-High (38)	2682.5 (41515)	19.81	20.17	18.27	16.77
		2637.8(41068)	19.71	20.13	18.17	16.69
		2593 (40620)	19.76	20.24	18.22	16.73
		2548.3(40173)	20.42	20.72	18.84	17.30
		2503.5 (39725)	20.42	20.54	18.84	17.30
	36RB-Middle (19)	2682.5 (41515)	20.63	20.25	19.02	17.47
		2637.8(41068)	20.50	20.10	18.91	17.36
		2593 (40620)	20.71	20.41	19.10	17.54
		2548.3(40173)	20.68	20.48	19.07	17.52
		2503.5 (39725)	20.21	20.76	18.64	17.12
	36RB-Low (0)	2682.5 (41515)	20.74	20.34	19.12	17.57
		2637.8(41068)	20.42	20.08	18.84	17.30
		2593 (40620)	20.59	20.59	18.99	17.44
2548.3(40173)		20.61	20.18	19.00	17.46	
2503.5 (39725)		20.51	21.04	18.92	17.37	
75RB (0)	2682.5 (41515)	20.65	20.32	19.04	17.49	
	2637.8(41068)	20.48	20.11	18.89	17.35	
	2593 (40620)	20.77	20.41	19.15	17.59	
	2548.3(40173)	20.91	20.52	19.28	17.71	
	2503.5 (39725)	21.19	20.84	19.54	17.94	
20MHz	1RB-High (99)	2680 (41490)	20.84	20.47	19.22	17.65
		2636.5(41055)	20.74	20.25	19.13	17.57
		2593 (40620)	20.74	20.49	19.13	17.57
		2549.5(40185)	21.65	21.27	19.97	18.34
		2506 (39750)	20.95	20.41	19.32	17.74
	1RB-Middle (50)	2680 (41490)	20.80	20.43	19.18	17.62
		2636.5(41055)	20.73	20.21	19.12	17.56
		2593 (40620)	20.96	20.67	19.33	17.75
		2549.5(40185)	21.06	20.63	19.42	17.84
		2506 (39750)	20.60	20.82	19.00	17.45
	1RB-Low (0)	2680 (41490)	20.55	20.92	18.95	17.40
		2636.5(41055)	19.88	20.16	18.33	16.84
		2593 (40620)	20.53	21.05	18.93	17.39
		2549.5(40185)	19.82	20.20	18.28	16.79
		2506 (39750)	21.29	21.50	19.64	18.03
	50RB-High (50)	2680 (41490)	19.98	20.35	18.43	16.92
		2636.5(41055)	19.88	20.31	18.33	16.84
		2593 (40620)	19.93	20.42	18.38	16.88
		2549.5(40185)	20.60	20.90	19.00	17.45
		2506 (39750)	20.60	20.72	19.00	17.45
	50RB-Middle (25)	2680 (41490)	20.81	20.43	19.19	17.62
		2636.5(41055)	20.68	20.28	19.07	17.51
		2593 (40620)	20.89	20.59	19.27	17.69
		2549.5(40185)	20.86	20.66	19.24	17.67
		2506 (39750)	20.39	20.94	18.80	17.27
	50RB-Low (0)	2680 (41490)	20.92	20.52	19.29	17.72
		2636.5(41055)	20.60	20.25	19.00	17.45
		2593 (40620)	20.77	20.77	19.16	17.59
		2549.5(40185)	20.79	20.36	19.17	17.61
		2506 (39750)	20.69	21.22	19.08	17.52
	100RB (0)	2680 (41490)	20.83	20.50	19.21	17.64
		2636.5(41055)	20.66	20.29	19.05	17.50
		2593 (40620)	20.95	20.59	19.32	17.74
		2549.5(40185)	21.09	20.70	19.45	17.86
		2506 (39750)	21.37	21.02	19.71	18.10

**LTEB41(PC2)- ANT4 DSI0**

BANDWIDTH	Number of RBs	Frequency	QPSK	16QAM	64QAM	256QAM
5MHz	1RB-High (24)	2687.5 (41565)	18.96	18.97	18.77	18.72
		2640.3(41093)	19.05	19.11	18.95	18.98
		2593 (40620)	18.89	18.75	19.08	18.92
		2545.8(40148)	19.10	19.16	19.14	19.18
		2498.5 (39675)	19.00	19.16	19.25	19.06
	1RB-Middle (12)	2687.5 (41565)	18.60	18.88	18.76	18.82
		2640.3(41093)	18.95	19.18	19.13	18.83
		2593 (40620)	18.93	19.15	19.15	19.23
		2545.8(40148)	18.94	18.93	18.93	18.98
		2498.5 (39675)	19.10	19.17	19.11	19.15
	1RB-Low (0)	2687.5 (41565)	19.01	18.95	19.20	19.13
		2640.3(41093)	18.99	19.03	18.87	19.16
		2593 (40620)	19.29	19.29	19.37	19.17
		2545.8(40148)	18.67	18.82	18.55	18.75
		2498.5 (39675)	19.19	19.13	19.17	19.16
	12RB-High (13)	2687.5 (41565)	18.54	18.58	18.69	18.84
		2640.3(41093)	18.67	18.68	18.63	18.73
		2593 (40620)	18.99	18.79	18.97	18.97
		2545.8(40148)	19.26	19.31	19.35	19.17
		2498.5 (39675)	19.20	19.18	19.20	19.44
	12RB-Middle (6)	2687.5 (41565)	18.73	18.77	18.75	18.78
		2640.3(41093)	18.58	18.73	18.66	18.59
		2593 (40620)	18.76	19.05	19.00	19.06
		2545.8(40148)	19.00	18.82	18.87	19.08
		2498.5 (39675)	19.14	19.41	19.16	19.16
	12RB-Low (0)	2687.5 (41565)	18.65	18.72	18.80	18.53
		2640.3(41093)	18.69	18.84	18.80	18.74
		2593 (40620)	19.27	18.99	18.96	19.17
2545.8(40148)		18.60	18.45	18.72	18.56	
2498.5 (39675)		19.17	19.11	19.17	19.15	
25RB (0)	2687.5 (41565)	18.59	18.47	18.80	18.60	
	2640.3(41093)	18.57	18.76	18.70	18.64	
	2593 (40620)	19.07	19.23	19.25	19.11	
	2545.8(40148)	18.71	18.81	18.84	18.81	
	2498.5 (39675)	19.10	19.15	19.46	19.15	
10MHz	1RB-High (49)	2685 (41540)	18.68	18.99	18.69	18.81
		2639(41080)	18.91	19.08	19.09	18.88
		2593 (40620)	18.94	18.71	18.94	19.08
		2547(40160)	19.37	19.10	19.11	19.38
		2501 (39700)	19.32	18.94	19.08	19.19
	1RB-Middle (24)	2685 (41540)	18.47	18.77	18.53	18.73
		2639(41080)	18.96	19.09	18.92	18.93
		2593 (40620)	18.83	19.17	19.26	19.04
		2547(40160)	18.75	18.70	19.13	18.93
		2501 (39700)	19.13	19.11	19.16	19.11
	1RB-Low (0)	2685 (41540)	19.29	19.19	19.05	19.25
		2639(41080)	19.10	18.97	19.23	19.02
		2593 (40620)	19.24	19.26	19.14	19.42
		2547(40160)	18.42	18.91	18.41	18.63
		2501 (39700)	19.11	19.16	19.18	19.10
	25RB-High (25)	2685 (41540)	18.50	18.51	18.82	18.51
		2639(41080)	18.56	18.99	18.66	18.81
		2593 (40620)	18.75	18.70	18.73	19.06
		2547(40160)	19.29	19.28	19.25	19.12
		2501 (39700)	19.29	19.25	19.22	19.25
	25RB-Middle (12)	2685 (41540)	18.39	18.60	18.74	18.49
		2639(41080)	18.59	18.99	18.73	18.93
		2593 (40620)	18.91	19.05	18.87	18.88
		2547(40160)	18.90	18.81	19.00	18.96
		2501 (39700)	19.35	19.43	19.11	19.13
	25RB-Low (0)	2685 (41540)	18.71	18.73	18.78	18.55
		2639(41080)	18.84	18.96	18.66	18.95
		2593 (40620)	18.96	19.28	19.23	19.11
		2547(40160)	18.65	18.67	18.60	18.60
		2501 (39700)	19.15	19.12	19.17	19.10
	50RB (0)	2685 (41540)	18.53	18.54	18.79	18.65
		2639(41080)	18.63	18.60	18.91	18.85
		2593 (40620)	18.91	19.24	19.10	19.21
		2547(40160)	19.02	18.66	18.90	19.15
		2501 (39700)	19.43	19.16	19.33	19.12

15MHz	1RB-High (74)	2682.5 (41515)	18.68	18.75	18.99	19.02
		2637.8(41068)	18.76	18.85	18.79	18.90
		2593 (40620)	19.06	18.81	18.96	18.98
		2548.3(40173)	19.17	19.36	19.43	19.11
	1RB-Middle (37)	2503.5 (39725)	19.23	19.15	19.37	19.23
		2682.5 (41515)	18.49	18.91	18.84	18.61
		2637.8(41068)	18.95	18.97	19.14	19.07
		2593 (40620)	19.01	19.06	19.27	19.17
	1RB-Low (0)	2548.3(40173)	18.99	18.72	19.04	18.87
		2503.5 (39725)	19.19	19.44	19.15	19.19
		2682.5 (41515)	19.08	18.98	19.15	19.33
		2637.8(41068)	19.06	19.24	19.24	19.03
	36RB-High (38)	2593 (40620)	19.07	19.27	19.31	19.15
		2548.3(40173)	18.42	18.56	18.54	18.47
		2503.5 (39725)	19.15	19.18	19.11	19.19
		2682.5 (41515)	18.56	18.70	18.64	18.59
	36RB-Middle (19)	2637.8(41068)	18.87	18.72	18.53	18.91
		2593 (40620)	18.68	18.97	19.01	19.03
		2548.3(40173)	18.92	19.16	19.24	18.97
		2503.5 (39725)	19.16	19.14	19.10	19.16
	36RB-Low (0)	2682.5 (41515)	18.74	18.57	18.42	18.68
		2637.8(41068)	18.72	18.78	18.72	18.91
		2593 (40620)	18.83	19.06	18.90	18.88
		2548.3(40173)	18.65	18.91	18.64	19.08
	75RB (0)	2503.5 (39725)	19.44	19.19	19.12	19.13
		2682.5 (41515)	18.74	18.68	18.70	18.73
		2637.8(41068)	18.74	18.96	18.80	18.82
		2593 (40620)	19.18	19.31	18.95	19.26
20MHz	1RB-High (99)	2548.3(40173)	18.52	18.44	18.68	18.85
		2503.5 (39725)	19.14	18.44	19.11	19.17
		2682.5 (41515)	18.71	18.52	18.53	18.83
		2637.8(41068)	18.57	18.64	18.72	18.90
	1RB-Middle (50)	2593 (40620)	18.81	19.25	19.16	18.94
		2548.3(40173)	18.90	18.79	18.87	19.01
		2503.5 (39725)	19.19	19.10	19.29	19.13
		2680 (41490)	18.78	18.92	18.82	18.83
	1RB-Low (0)	2636.5(41055)	18.91	18.92	18.98	18.96
		2593 (40620)	18.87	18.90	19.03	18.93
		2549.5(40185)	19.41	19.14	19.16	19.17
		2506 (39750)	19.13	19.11	19.26	19.18
50RB-High (50)	2680 (41490)	18.60	18.75	18.70	18.66	
	2636.5(41055)	18.91	19.04	19.00	18.95	
	2593 (40620)	19.01	19.16	19.17	19.07	
	2549.5(40185)	18.90	18.85	18.96	18.96	
50RB-Middle (25)	2506 (39750)	19.34	19.21	19.21	19.22	
	2680 (41490)	19.10	19.06	19.04	19.15	
	2636.5(41055)	18.99	19.05	19.05	19.04	
	2593 (40620)	19.25	19.19	19.34	19.32	
50RB-Low (0)	2549.5(40185)	18.57	18.73	18.60	18.65	
	2506 (39750)	19.42	19.14	19.11	19.18	
	2680 (41490)	18.61	18.69	18.73	18.65	
	2636.5(41055)	18.73	18.86	18.68	18.78	
100RB (0)	2593 (40620)	18.86	18.87	18.86	18.91	
	2549.5(40185)	19.10	19.16	19.26	19.15	
	2506 (39750)	19.27	19.40	19.31	19.34	
	2680 (41490)	18.55	18.59	18.60	18.59	
100RB (0)	2636.5(41055)	18.72	18.81	18.84	18.78	
	2593 (40620)	18.95	19.04	18.99	19.02	
	2549.5(40185)	18.81	18.88	18.82	18.89	
	2506 (39750)	19.26	19.41	19.12	19.14	
100RB (0)	2680 (41490)	18.67	18.77	18.66	18.72	
	2636.5(41055)	18.81	18.84	18.78	18.87	
	2593 (40620)	19.10	19.17	19.11	19.14	
	2549.5(40185)	18.60	18.54	18.56	18.68	
100RB (0)	2506 (39750)	19.40	19.16	19.14	19.14	
	2680 (41490)	18.67	18.62	18.68	18.72	
	2636.5(41055)	18.76	18.75	18.82	18.83	
	2593 (40620)	18.99	19.07	19.14	19.05	
100RB (0)	2549.5(40185)	18.89	18.85	18.89	18.96	
	2506 (39750)	19.32	19.21	19.28	19.17	

**LTEB41(PC2)- ANT4 DSI1**

BANDWIDTH	Number of RBs	Frequency	QPSK	16QAM	64QAM	256QAM
5MHz	1RB-High (24)	2687.5 (41565)	22.55	22.28	22.07	22.35
		2640.3(41093)	22.38	22.11	21.90	22.18
		2593 (40620)	22.34	22.07	21.86	22.14
		2545.8(40148)	23.45	23.18	22.96	23.25
	2498.5 (39675)	22.68	22.41	22.20	22.48	
	1RB-Middle (12)	2687.5 (41565)	22.45	22.18	21.97	22.25
		2640.3(41093)	22.40	22.13	21.92	22.20
		2593 (40620)	22.61	22.34	22.13	22.41
		2545.8(40148)	22.87	22.60	22.39	22.67
	2498.5 (39675)	23.04	22.77	22.55	22.84	
	1RB-Low (0)	2687.5 (41565)	22.99	22.72	22.50	22.79
		2640.3(41093)	22.34	22.07	21.86	22.14
		2593 (40620)	22.95	22.68	22.46	22.75
		2545.8(40148)	22.42	22.15	21.94	22.22
	2498.5 (39675)	23.33	23.45	23.23	23.23	
	12RB-High (13)	2687.5 (41565)	22.44	22.17	21.96	22.24
		2640.3(41093)	22.35	22.08	21.87	22.15
		2593 (40620)	22.46	22.19	21.98	22.26
		2545.8(40148)	23.04	22.77	22.55	22.84
	2498.5 (39675)	22.79	22.52	22.31	22.59	
	12RB-Middle (6)	2687.5 (41565)	22.47	22.20	21.99	22.27
		2640.3(41093)	22.31	22.04	21.83	22.11
		2593 (40620)	22.62	22.35	22.14	22.42
		2545.8(40148)	22.78	22.51	22.30	22.58
	2498.5 (39675)	23.04	22.77	22.55	22.84	
	12RB-Low (0)	2687.5 (41565)	22.58	22.31	22.10	22.38
		2640.3(41093)	22.29	22.02	21.81	22.09
		2593 (40620)	22.80	22.53	22.32	22.60
2545.8(40148)		22.51	22.24	22.03	22.31	
2498.5 (39675)	23.33	23.06	22.84	23.13		
25RB (0)	2687.5 (41565)	22.55	22.28	22.07	22.35	
	2640.3(41093)	22.33	22.06	21.85	22.13	
	2593 (40620)	22.65	22.38	22.17	22.45	
	2545.8(40148)	22.78	22.51	22.30	22.58	
2498.5 (39675)	23.06	22.79	22.57	22.86		
10MHz	1RB-High (49)	2685 (41540)	22.53	22.26	22.05	22.33
		2639(41080)	22.36	22.09	21.88	22.16
		2593 (40620)	22.32	22.05	21.84	22.12
		2547(40160)	23.43	23.16	22.94	23.23
	2501 (39700)	22.66	22.39	22.18	22.46	
	1RB-Middle (24)	2685 (41540)	22.43	22.16	21.95	22.23
		2639(41080)	22.38	22.11	21.90	22.18
		2593 (40620)	22.59	22.32	22.11	22.39
		2547(40160)	22.85	22.58	22.37	22.65
	2501 (39700)	23.02	22.75	22.53	22.82	
	1RB-Low (0)	2685 (41540)	22.97	22.70	22.48	22.77
		2639(41080)	22.32	22.05	21.84	22.12
		2593 (40620)	22.93	22.66	22.44	22.73
		2547(40160)	22.40	22.13	21.92	22.20
	2501 (39700)	23.61	23.43	23.21	23.51	
	25RB-High (25)	2685 (41540)	22.42	22.15	21.94	22.22
		2639(41080)	22.33	22.06	21.85	22.13
		2593 (40620)	22.44	22.17	21.96	22.24
		2547(40160)	23.02	22.75	22.53	22.82
	2501 (39700)	22.77	22.50	22.29	22.57	
	25RB-Middle (12)	2685 (41540)	22.45	22.18	21.97	22.25
		2639(41080)	22.29	22.02	21.81	22.09
		2593 (40620)	22.60	22.33	22.12	22.40
		2547(40160)	22.76	22.49	22.28	22.56
	2501 (39700)	23.02	22.75	22.53	22.82	
	25RB-Low (0)	2685 (41540)	22.56	22.29	22.08	22.36
		2639(41080)	22.27	22.00	21.79	22.07
		2593 (40620)	22.78	22.51	22.30	22.58
		2547(40160)	22.49	22.22	22.01	22.29
	2501 (39700)	23.31	23.04	22.82	23.11	
	50RB (0)	2685 (41540)	22.53	22.26	22.05	22.33
		2639(41080)	22.31	22.04	21.83	22.11
2593 (40620)		22.63	22.36	22.15	22.43	
2547(40160)		22.76	22.49	22.28	22.56	
2501 (39700)	23.04	22.77	22.55	22.84		

15MHz	1RB-High (74)	2682.5 (41515)	22.56	22.29	22.08	22.36
		2637.8(41068)	22.39	22.12	21.91	22.19
		2593 (40620)	22.35	22.08	21.87	22.15
		2548.3(40173)	23.46	23.19	22.97	23.26
		2503.5 (39725)	22.69	22.42	22.21	22.49
	1RB-Middle (37)	2682.5 (41515)	22.46	22.19	21.98	22.26
		2637.8(41068)	22.41	22.14	21.93	22.21
		2593 (40620)	22.62	22.35	22.14	22.42
		2548.3(40173)	22.88	22.61	22.40	22.68
		2503.5 (39725)	23.05	22.78	22.56	22.85
	1RB-Low (0)	2682.5 (41515)	23.00	22.73	22.51	22.80
		2637.8(41068)	22.35	22.08	21.87	22.15
		2593 (40620)	22.96	22.69	22.47	22.76
		2548.3(40173)	22.43	22.16	21.95	22.23
		2503.5 (39725)	23.44	23.26	23.24	23.24
	36RB-High (38)	2682.5 (41515)	22.45	22.18	21.97	22.25
		2637.8(41068)	22.36	22.09	21.88	22.16
		2593 (40620)	22.47	22.20	21.99	22.27
		2548.3(40173)	23.05	22.78	22.56	22.85
		2503.5 (39725)	22.80	22.53	22.32	22.60
	36RB-Middle (19)	2682.5 (41515)	22.48	22.21	22.00	22.28
		2637.8(41068)	22.32	22.05	21.84	22.12
		2593 (40620)	22.63	22.36	22.15	22.43
		2548.3(40173)	22.79	22.52	22.31	22.59
		2503.5 (39725)	23.05	22.78	22.56	22.85
	36RB-Low (0)	2682.5 (41515)	22.59	22.32	22.11	22.39
		2637.8(41068)	22.30	22.03	21.82	22.10
		2593 (40620)	22.81	22.54	22.33	22.61
2548.3(40173)		22.52	22.25	22.04	22.32	
2503.5 (39725)		23.34	23.07	22.85	23.14	
75RB (0)	2682.5 (41515)	22.56	22.29	22.08	22.36	
	2637.8(41068)	22.34	22.07	21.86	22.14	
	2593 (40620)	22.66	22.39	22.18	22.46	
	2548.3(40173)	22.79	22.52	22.31	22.59	
	2503.5 (39725)	23.07	22.80	22.58	22.87	
20MHz	1RB-High (99)	2680 (41490)	22.64	22.37	22.16	22.44
		2636.5(41055)	22.47	22.20	21.99	22.27
		2593 (40620)	22.43	22.16	21.95	22.23
		2549.5(40185)	23.54	23.27	23.05	23.34
		2506 (39750)	22.77	22.50	22.29	22.57
	1RB-Middle (50)	2680 (41490)	22.54	22.27	22.06	22.34
		2636.5(41055)	22.49	22.22	22.01	22.29
		2593 (40620)	22.70	22.43	22.22	22.50
		2549.5(40185)	22.96	22.69	22.48	22.76
		2506 (39750)	23.13	22.86	22.64	22.93
	1RB-Low (0)	2680 (41490)	23.08	22.81	22.59	22.88
		2636.5(41055)	22.43	22.16	21.95	22.23
		2593 (40620)	23.04	22.77	22.55	22.84
		2549.5(40185)	22.51	22.24	22.03	22.31
		2506 (39750)	23.82	23.54	23.32	23.62
	50RB-High (50)	2680 (41490)	22.53	22.26	22.05	22.33
		2636.5(41055)	22.44	22.17	21.96	22.24
		2593 (40620)	22.55	22.28	22.07	22.35
		2549.5(40185)	23.13	22.86	22.64	22.93
		2506 (39750)	22.88	22.61	22.40	22.68
	50RB-Middle (25)	2680 (41490)	22.56	22.29	22.08	22.36
		2636.5(41055)	22.40	22.13	21.92	22.20
		2593 (40620)	22.71	22.44	22.23	22.51
		2549.5(40185)	22.87	22.60	22.39	22.67
		2506 (39750)	23.13	22.86	22.64	22.93
	50RB-Low (0)	2680 (41490)	22.67	22.40	22.19	22.47
		2636.5(41055)	22.38	22.11	21.90	22.18
		2593 (40620)	22.89	22.62	22.41	22.69
		2549.5(40185)	22.60	22.33	22.12	22.40
		2506 (39750)	23.42	23.15	22.93	23.22
	100RB (0)	2680 (41490)	22.64	22.37	22.16	22.44
		2636.5(41055)	22.42	22.15	21.94	22.22
		2593 (40620)	22.74	22.47	22.26	22.54
		2549.5(40185)	22.87	22.60	22.39	22.67
		2506 (39750)	23.15	22.88	22.66	22.95

**LTEB41(CP2)- ANT4 DSI2**

BANDWIDTH	Number of RBs	Frequency	QPSK	16QAM	64QAM	256QAM	
5MHz	1RB-High (24)	2687.5 (41565)	23.65	23.52	23.92	21.73	
		2640.3(41093)	23.70	24.09	24.16	21.69	
		2593 (40620)	23.75	23.73	23.99	21.78	
		2545.8(40148)	23.67	24.38	24.26	22.24	
		2498.5 (39675)	23.95	23.95	24.27	21.81	
	1RB-Middle (12)	2687.5 (41565)	23.49	23.62	23.58	21.75	
		2640.3(41093)	23.67	23.74	23.81	21.83	
		2593 (40620)	23.80	24.22	24.06	21.74	
		2545.8(40148)	23.78	23.54	24.12	21.91	
		2498.5 (39675)	23.42	24.11	24.31	22.37	
	1RB-Low (0)	2687.5 (41565)	23.99	24.16	23.97	22.19	
		2640.3(41093)	23.77	23.54	23.82	21.94	
		2593 (40620)	24.13	23.96	24.31	21.99	
		2545.8(40148)	23.49	23.63	23.85	21.62	
		2498.5 (39675)	23.88	23.04	24.55	22.96	
	12RB-High (13)	2687.5 (41565)	23.60	23.42	23.10	20.89	
		2640.3(41093)	23.73	23.67	23.33	20.83	
		2593 (40620)	23.86	23.86	23.19	20.98	
		2545.8(40148)	24.12	23.92	23.55	21.07	
		2498.5 (39675)	24.24	24.05	23.72	21.32	
	12RB-Middle (6)	2687.5 (41565)	23.56	23.62	23.09	20.69	
		2640.3(41093)	23.72	23.69	23.16	21.01	
		2593 (40620)	23.94	23.99	23.41	20.96	
		2545.8(40148)	23.86	23.93	23.21	21.06	
		2498.5 (39675)	23.48	24.04	23.83	21.35	
	12RB-Low (0)	2687.5 (41565)	23.67	23.67	23.10	20.85	
		2640.3(41093)	23.77	23.74	23.08	21.06	
		2593 (40620)	24.08	23.95	23.61	21.08	
		2545.8(40148)	23.64	23.47	23.08	20.79	
		2498.5 (39675)	23.76	23.56	24.25	21.79	
	25RB (0)	2687.5 (41565)	23.66	23.60	23.24	20.81	
		2640.3(41093)	23.70	23.58	23.26	20.91	
		2593 (40620)	23.98	23.91	23.57	21.22	
		2545.8(40148)	23.90	23.94	23.27	21.09	
		2498.5 (39675)	24.37	24.17	23.75	21.41	
	10MHz	1RB-High (49)	2685 (41540)	23.73	23.70	24.10	21.94
			2639(41080)	23.78	23.71	24.09	21.78
			2593 (40620)	23.83	24.01	24.13	21.93
			2547(40160)	24.05	24.41	24.25	22.51
			2501 (39700)	24.03	23.79	24.16	21.86
1RB-Middle (24)		2685 (41540)	23.57	23.41	23.52	21.50	
		2639(41080)	23.75	23.92	24.00	21.64	
		2593 (40620)	23.88	24.30	24.07	21.63	
		2547(40160)	23.86	23.90	23.96	21.88	
		2501 (39700)	24.10	24.45	24.45	22.22	
1RB-Low (0)		2685 (41540)	24.07	23.92	24.03	21.90	
		2639(41080)	23.85	24.22	23.81	21.73	
		2593 (40620)	24.21	24.06	24.40	21.90	
		2547(40160)	23.57	23.96	23.69	21.64	
		2501 (39700)	23.77	24.54	24.64	22.66	
25RB-High (25)		2685 (41540)	23.68	23.61	23.25	20.77	
		2639(41080)	23.81	23.88	23.25	20.87	
		2593 (40620)	23.94	24.00	23.46	21.18	
		2547(40160)	24.20	24.15	23.68	21.41	
		2501 (39700)	24.32	24.34	23.81	21.46	
25RB-Middle (12)		2685 (41540)	23.64	23.50	23.25	20.68	
		2639(41080)	23.80	23.86	23.14	20.89	
		2593 (40620)	24.02	23.90	23.38	21.06	
		2547(40160)	23.94	23.96	23.25	21.16	
		2501 (39700)	24.16	24.05	23.90	21.42	
25RB-Low (0)		2685 (41540)	23.75	23.75	23.06	20.95	
		2639(41080)	23.85	23.71	23.33	20.98	
		2593 (40620)	24.16	24.02	23.71	21.13	
		2547(40160)	23.72	23.79	23.21	20.87	
		2501 (39700)	24.44	24.37	24.11	21.87	
50RB (0)		2685 (41540)	23.74	23.55	23.14	20.89	
		2639(41080)	23.78	23.78	23.16	20.93	
		2593 (40620)	24.06	23.99	23.61	21.05	
		2547(40160)	23.98	23.86	23.32	21.14	
		2501 (39700)	24.05	24.40	23.84	21.61	

15MHz	1RB-High (74)	2682.5 (41515)	23.71	24.00	23.83	21.71
		2637.8(41068)	23.76	23.86	23.70	21.74
		2593 (40620)	23.81	23.61	23.88	21.69
		2548.3(40173)	24.03	24.42	24.40	22.33
	1RB-Middle (37)	2503.5 (39725)	24.01	24.01	24.09	22.04
		2682.5 (41515)	23.55	23.79	23.75	21.78
		2637.8(41068)	23.73	24.01	23.99	21.93
		2593 (40620)	23.86	24.25	24.03	21.73
	1RB-Low (0)	2548.3(40173)	23.84	23.93	23.85	21.84
		2503.5 (39725)	24.08	24.05	24.38	22.17
		2682.5 (41515)	24.05	23.78	24.24	22.17
		2637.8(41068)	23.83	23.70	24.01	21.85
	36RB-High (38)	2593 (40620)	24.19	24.35	24.03	22.34
		2548.3(40173)	23.55	23.35	23.98	21.70
		2503.5 (39725)	24.65	24.76	24.74	22.79
		2682.5 (41515)	23.66	23.73	23.04	20.73
	36RB-Middle (19)	2637.8(41068)	23.79	23.82	23.36	21.03
		2593 (40620)	23.92	23.81	23.23	20.94
		2548.3(40173)	24.18	24.06	23.67	21.28
		2503.5 (39725)	24.30	24.23	23.81	21.34
	36RB-Low (0)	2682.5 (41515)	23.62	23.60	23.19	20.66
		2637.8(41068)	23.78	23.60	23.13	20.83
		2593 (40620)	24.00	23.94	23.41	21.20
		2548.3(40173)	23.92	23.83	23.28	20.92
	75RB (0)	2503.5 (39725)	24.14	24.07	23.82	21.61
		2682.5 (41515)	23.73	23.73	23.27	21.00
		2637.8(41068)	23.83	23.89	23.26	20.85
		2593 (40620)	24.14	24.02	23.62	21.10
20MHz	1RB-High (99)	2548.3(40173)	23.70	23.73	23.04	20.95
		2503.5 (39725)	24.42	24.21	24.27	21.82
		2682.5 (41515)	23.72	23.65	23.31	20.98
		2637.8(41068)	23.76	23.63	23.25	20.82
	1RB-Middle (50)	2593 (40620)	24.04	23.98	23.50	21.28
		2548.3(40173)	23.96	23.84	23.52	21.08
		2503.5 (39725)	24.03	24.26	23.96	21.59
		2680 (41490)	23.78	23.61	24.21	21.97
	1RB-Low (0)	2636.5(41055)	23.83	24.22	23.78	21.91
		2593 (40620)	23.88	23.71	24.04	22.06
		2549.5(40185)	24.10	24.13	24.49	22.30
		2506 (39750)	24.08	23.98	24.35	21.85
50RB-High (50)	2680 (41490)	23.62	23.64	24.02	21.85	
	2636.5(41055)	23.80	23.75	24.09	21.86	
	2593 (40620)	23.93	23.80	24.35	22.04	
	2549.5(40185)	23.91	23.82	24.35	21.93	
50RB-Middle (25)	2506 (39750)	24.15	24.48	24.38	22.64	
	2680 (41490)	24.12	24.05	24.16	22.13	
	2636.5(41055)	23.90	23.64	24.24	21.65	
	2593 (40620)	24.26	24.01	24.25	21.97	
50RB-Low (0)	2549.5(40185)	23.62	23.34	23.83	21.81	
	2506 (39750)	24.72	24.68	24.60	22.86	
	2680 (41490)	23.73	23.73	23.29	20.89	
	2636.5(41055)	23.86	23.83	23.39	20.87	
100RB (0)	2593 (40620)	23.99	23.97	23.33	21.14	
	2549.5(40185)	24.25	24.18	23.60	21.26	
	2506 (39750)	24.37	24.23	23.91	21.32	
	2680 (41490)	23.69	23.68	23.12	21.00	
	50RB-Low (0)	2636.5(41055)	23.85	23.77	23.15	21.00
		2593 (40620)	24.07	23.91	23.41	21.22
		2549.5(40185)	23.99	23.99	23.54	21.10
		2506 (39750)	24.21	24.05	24.16	21.64
	100RB (0)	2680 (41490)	23.80	23.80	23.27	20.96
		2636.5(41055)	23.90	23.97	23.37	20.92
		2593 (40620)	24.21	24.25	23.59	21.30
		2549.5(40185)	23.77	23.82	23.14	21.07
		2506 (39750)	24.49	24.42	24.39	21.90
		2680 (41490)	23.79	23.65	23.14	20.93
		2636.5(41055)	23.83	23.71	23.28	21.10
		2593 (40620)	24.11	24.17	23.57	21.16
		2549.5(40185)	24.03	24.02	23.54	21.19
		2506 (39750)	24.10	24.14	23.93	21.43



**LTEB66- ANT2 DSI0**

BANDWIDTH	Number of RBs	Frequency	QPSK	16QAM	64QAM	256QAM	
1.4MHz	1RB-High (5)	1779.3 (132665)	20.13	19.15	19.13	18.64	
		1745 (132322)	20.07	19.09	19.06	18.58	
		1710.7 (131979)	20.03	19.05	19.02	18.55	
	1RB-Middle (3)	1779.3 (132665)	20.13	19.15	19.13	18.64	
		1745 (132322)	20.00	19.02	18.99	18.52	
		1710.7 (131979)	20.18	19.20	19.17	18.68	
	1RB-Low (0)	1779.3 (132665)	19.97	18.99	18.96	18.49	
		1745 (132322)	19.97	18.99	18.96	18.49	
		1710.7 (131979)	20.23	18.39	19.22	18.72	
	3RB-High (3)	1779.3 (132665)	20.12	19.14	19.11	18.63	
		1745 (132322)	19.98	19.00	18.97	18.50	
		1710.7 (131979)	20.18	19.20	19.17	18.68	
	3RB-Middle (1)	1779.3 (132665)	20.17	19.19	19.16	18.67	
		1745 (132322)	19.99	19.01	18.98	18.51	
		1710.7 (131979)	20.18	19.20	19.17	18.68	
	3RB-Low (0)	1779.3 (132665)	20.02	19.04	19.01	18.54	
		1745 (132322)	20.01	19.03	19.00	18.53	
		1710.7 (131979)	20.22	19.24	19.21	18.71	
	6RB (0)	1779.3 (132665)	20.09	19.11	19.08	18.60	
		1745 (132322)	20.00	19.02	18.99	18.52	
		1710.7 (131979)	20.20	19.22	19.19	18.69	
	3MHz	1RB-High (14)	1778.5 (132657)	19.28	18.35	18.25	18.89
			1745 (132322)	19.22	18.29	18.19	18.83
			1711.5 (131987)	19.18	18.25	18.15	18.80
1RB-Middle (7)		1778.5 (132657)	19.28	18.35	18.25	18.89	
		1745 (132322)	19.15	18.22	18.12	18.77	
		1711.5 (131987)	19.32	18.39	18.29	18.93	
1RB-Low (0)		1778.5 (132657)	19.12	18.19	18.09	18.74	
		1745 (132322)	19.12	18.19	18.09	18.74	
		1711.5 (131987)	19.37	18.44	18.34	18.97	
8RB-High (7)		1778.5 (132657)	19.27	18.34	18.24	18.88	
		1745 (132322)	19.13	18.20	18.10	18.75	
		1711.5 (131987)	19.32	18.39	18.29	18.93	
8RB-Middle (4)		1778.5 (132657)	19.31	18.38	18.28	18.92	
		1745 (132322)	19.14	18.21	18.11	18.76	
		1711.5 (131987)	19.32	18.39	18.29	18.93	
8RB-Low (0)		1778.5 (132657)	19.17	18.24	18.14	18.79	
		1745 (132322)	19.16	18.23	18.13	18.78	
		1711.5 (131987)	19.36	18.43	18.33	18.96	
15RB (0)		1778.5 (132657)	19.24	18.31	18.21	18.85	
		1745 (132322)	19.15	18.22	18.12	18.77	
		1711.5 (131987)	19.34	18.41	18.31	18.94	
5MHz		1RB-High (24)	1777.5 (132647)	19.13	18.15	18.14	18.76
			1745 (132322)	19.07	18.09	18.08	18.70
			1712.5 (131997)	19.03	18.05	18.04	18.67
	1RB-Middle (12)	1777.5 (132647)	19.13	18.15	18.14	18.76	
		1745 (132322)	19.00	18.02	18.01	18.64	
		1712.5 (131997)	19.17	18.19	18.18	18.80	
	1RB-Low (0)	1777.5 (132647)	18.97	17.99	17.98	18.61	
		1745 (132322)	18.97	17.99	17.98	18.61	
		1712.5 (131997)	19.22	18.24	18.23	18.84	
	12RB-High (13)	1777.5 (132647)	19.12	18.14	18.13	18.75	
		1745 (132322)	18.98	18.00	17.99	18.62	
		1712.5 (131997)	19.17	18.19	18.18	18.80	
	12RB-Middle (6)	1777.5 (132647)	19.16	18.18	18.17	18.79	
		1745 (132322)	18.99	18.01	18.00	18.63	
		1712.5 (131997)	19.17	18.19	18.18	18.80	
	12RB-Low (0)	1777.5 (132647)	19.02	18.04	18.03	18.66	
		1745 (132322)	19.01	18.03	18.02	18.65	
		1712.5 (131997)	19.21	18.23	18.22	18.83	
	25RB (0)	1777.5 (132647)	19.09	18.11	18.10	18.72	
		1745 (132322)	19.00	18.02	18.01	18.64	
		1712.5 (131997)	19.19	18.21	18.20	18.81	

10MHz	1RB-High (49)	1775 (132622)	19.27	18.24	18.31	18.84
		1745 (132322)	19.21	18.18	18.25	18.78
		1715 (132022)	19.17	18.14	18.21	18.75
	1RB-Middle (24)	1775 (132622)	19.27	18.24	18.31	18.84
		1745 (132322)	19.14	18.11	18.18	18.72
		1715 (132022)	19.31	18.28	18.35	18.88
	1RB-Low (0)	1775 (132622)	19.11	18.08	18.15	18.69
		1745 (132322)	19.11	18.08	18.15	18.69
		1715 (132022)	19.36	18.33	18.40	18.92
	25RB-High (25)	1775 (132622)	19.26	18.23	18.30	18.83
		1745 (132322)	19.12	18.09	18.16	18.70
		1715 (132022)	19.31	18.28	18.35	18.88
	25RB-Middle (12)	1775 (132622)	19.30	18.27	18.34	18.87
		1745 (132322)	19.13	18.10	18.17	18.71
		1715 (132022)	19.31	18.28	18.35	18.88
	25RB-Low (0)	1775 (132622)	19.16	18.13	18.20	18.74
		1745 (132322)	19.15	18.12	18.19	18.73
		1715 (132022)	19.35	18.32	18.39	18.91
	50RB (0)	1775 (132622)	19.23	18.20	18.27	18.80
		1745 (132322)	19.14	18.11	18.18	18.72
		1715 (132022)	19.33	18.30	18.37	18.89
15MHz	1RB-High (74)	1772.5 (132597)	19.26	18.18	18.30	18.41
		1745 (132322)	19.20	18.13	18.25	18.35
		1717.5 (132047)	19.16	18.09	18.21	18.32
	1RB-Middle (37)	1772.5 (132597)	19.26	18.18	18.30	18.41
		1745 (132322)	19.14	18.06	18.18	18.29
		1717.5 (132047)	19.29	18.22	18.34	18.43
	1RB-Low (0)	1772.5 (132597)	19.11	18.03	18.15	18.27
		1745 (132322)	19.11	18.03	18.15	18.27
		1717.5 (132047)	19.34	18.27	18.39	18.48
	36RB-High (38)	1772.5 (132597)	19.25	18.17	18.29	18.40
		1745 (132322)	19.12	18.04	18.16	18.28
		1717.5 (132047)	19.29	18.22	18.34	18.43
	36RB-Middle (19)	1772.5 (132597)	19.28	18.21	18.33	18.43
		1745 (132322)	19.13	18.05	18.17	18.28
		1717.5 (132047)	19.29	18.22	18.34	18.43
	36RB-Low (0)	1772.5 (132597)	19.15	18.08	18.20	18.31
		1745 (132322)	19.14	18.07	18.19	18.30
		1717.5 (132047)	19.33	18.26	18.38	18.47
	75RB (0)	1772.5 (132597)	19.22	18.14	18.27	18.37
		1745 (132322)	19.14	18.06	18.18	18.29
		1717.5 (132047)	19.31	18.24	18.36	18.45
20MHz	1RB-High (99)	1770 (132572)	19.39	18.43	18.80	18.82
		1745 (132322)	19.34	18.38	18.74	18.77
		1720 (132072)	19.30	18.34	18.70	18.73
	1RB-Middle (50)	1770 (132572)	19.39	18.43	18.80	18.82
		1745 (132322)	19.27	18.31	18.67	18.70
		1720 (132072)	19.43	18.47	18.84	18.86
	1RB-Low (0)	1770 (132572)	19.24	18.28	18.64	18.67
		1745 (132322)	19.24	18.28	18.64	18.67
		1720 (132072)	19.48	18.52	18.79	18.90
	50RB-High (50)	1770 (132572)	19.38	18.42	18.79	18.81
		1745 (132322)	19.25	18.29	18.65	18.68
		1720 (132072)	19.43	18.47	18.84	18.86
	50RB-Middle (25)	1770 (132572)	19.42	18.46	18.83	18.85
		1745 (132322)	19.26	18.30	18.66	18.69
		1720 (132072)	19.43	18.47	18.84	18.86
	50RB-Low (0)	1770 (132572)	19.29	18.33	18.69	18.72
		1745 (132322)	19.28	18.32	18.68	18.71
		1720 (132072)	19.47	18.51	18.88	18.89
	100RB (0)	1770 (132572)	19.35	18.39	18.76	18.78
		1745 (132322)	19.27	18.31	18.67	18.70
		1720 (132072)	19.45	18.49	18.86	18.87

**LTEB66- ANT2 DSI1**

BANDWIDTH	Number of RBs	Frequency	QPSK	16QAM	64QAM	256QAM
1.4MHz	1RB-High (5)	1779.3 (132665)	21.87	21.78	21.66	20.76
		1745 (132322)	21.68	21.59	21.85	20.60
		1710.7 (131979)	21.70	21.61	21.87	20.62
	1RB-Middle (3)	1779.3 (132665)	21.81	21.72	21.18	20.71
		1745 (132322)	21.59	21.50	21.76	20.52
		1710.7 (131979)	21.77	21.68	21.94	20.68
	1RB-Low (0)	1779.3 (132665)	21.63	21.54	21.80	20.56
		1745 (132322)	21.47	21.38	21.64	20.42
		1710.7 (131979)	21.78	21.69	21.95	20.68
	3RB-High (3)	1779.3 (132665)	21.70	21.61	21.87	20.62
		1745 (132322)	21.58	21.49	21.75	20.51
		1710.7 (131979)	21.74	21.65	21.91	20.65
	3RB-Middle (1)	1779.3 (132665)	21.76	21.67	21.93	20.67
		1745 (132322)	21.58	21.49	21.75	20.51
		1710.7 (131979)	21.73	21.64	21.90	20.64
	3RB-Low (0)	1779.3 (132665)	21.64	21.55	21.81	20.56
		1745 (132322)	21.60	21.51	21.77	20.53
		1710.7 (131979)	21.79	21.70	21.16	20.69
	6RB (0)	1779.3 (132665)	21.68	21.59	21.85	20.60
		1745 (132322)	21.57	21.48	21.74	20.50
		1710.7 (131979)	21.76	21.67	21.93	20.67
3MHz	1RB-High (14)	1778.5 (132657)	21.99	21.95	20.89	20.98
		1745 (132322)	21.81	21.77	20.71	20.81
		1711.5 (131987)	21.83	21.79	20.73	20.83
	1RB-Middle (7)	1778.5 (132657)	21.93	21.89	20.83	20.92
		1745 (132322)	21.72	21.68	20.62	20.73
		1711.5 (131987)	21.89	21.85	20.79	20.88
	1RB-Low (0)	1778.5 (132657)	21.76	21.72	20.66	20.77
		1745 (132322)	21.61	21.57	20.51	20.63
		1711.5 (131987)	21.90	21.86	20.80	20.89
	8RB-High (7)	1778.5 (132657)	21.83	21.79	20.73	20.83
		1745 (132322)	21.71	21.67	20.61	20.72
		1711.5 (131987)	21.86	21.82	20.76	20.86
	8RB-Middle (4)	1778.5 (132657)	21.88	21.84	20.78	20.88
		1745 (132322)	21.71	21.67	20.61	20.72
		1711.5 (131987)	21.85	21.81	20.75	20.85
	8RB-Low (0)	1778.5 (132657)	21.77	21.73	20.67	20.78
		1745 (132322)	21.73	21.69	20.63	20.74
		1711.5 (131987)	21.91	21.87	20.81	20.90
	15RB (0)	1778.5 (132657)	21.81	21.77	20.71	20.81
		1745 (132322)	21.70	21.66	20.60	20.71
		1711.5 (131987)	21.88	21.84	20.78	20.88
5MHz	1RB-High (24)	1777.5 (132647)	21.81	21.72	20.74	21.01
		1745 (132322)	21.63	21.54	20.56	20.84
		1712.5 (131997)	21.65	21.56	20.58	20.86
	1RB-Middle (12)	1777.5 (132647)	21.75	21.66	20.68	20.95
		1745 (132322)	21.54	21.45	20.47	20.76
		1712.5 (131997)	21.71	21.62	20.64	20.92
	1RB-Low (0)	1777.5 (132647)	21.58	21.49	20.51	20.80
		1745 (132322)	21.43	21.34	20.36	20.66
		1712.5 (131997)	21.72	21.63	20.65	20.93
	12RB-High (13)	1777.5 (132647)	21.65	21.56	20.58	20.86
		1745 (132322)	21.53	21.44	20.46	20.75
		1712.5 (131997)	21.68	21.59	20.61	20.89
	12RB-Middle (6)	1777.5 (132647)	21.70	21.61	20.63	20.91
		1745 (132322)	21.53	21.44	20.46	20.75
		1712.5 (131997)	21.67	21.58	20.60	20.88
	12RB-Low (0)	1777.5 (132647)	21.59	21.50	20.52	20.81
		1745 (132322)	21.55	21.46	20.48	20.77
		1712.5 (131997)	21.73	21.64	20.66	20.93
	25RB (0)	1777.5 (132647)	21.63	21.54	20.56	20.84
		1745 (132322)	21.52	21.43	20.45	20.74
		1712.5 (131997)	21.70	21.61	20.63	20.91

10MHz	1RB-High (49)	1775 (132622)	21.85	21.92	20.89	20.95
		1745 (132322)	21.67	21.74	20.71	20.78
		1715 (132022)	21.69	21.76	20.73	20.80
	1RB-Middle (24)	1775 (132622)	21.79	21.86	20.83	20.89
		1745 (132322)	21.58	21.65	20.62	20.70
		1715 (132022)	21.75	21.82	20.79	20.86
	1RB-Low (0)	1775 (132622)	21.62	21.69	20.66	20.74
		1745 (132322)	21.47	21.54	20.51	20.60
		1715 (132022)	21.76	21.83	20.80	20.86
	25RB-High (25)	1775 (132622)	21.69	21.76	20.73	20.80
		1745 (132322)	21.96	21.64	20.61	20.69
		1715 (132022)	21.72	21.79	20.76	20.83
	25RB-Middle (12)	1775 (132622)	21.74	21.81	20.78	20.85
		1745 (132322)	21.57	21.64	20.61	20.69
		1715 (132022)	21.71	21.78	20.75	20.82
	25RB-Low (0)	1775 (132622)	21.63	21.70	20.67	20.75
		1745 (132322)	21.59	21.66	20.63	20.71
		1715 (132022)	21.77	21.84	20.81	20.87
50RB (0)	1775 (132622)	21.67	21.74	20.71	20.78	
	1745 (132322)	21.56	21.63	20.60	20.68	
	1715 (132022)	21.74	21.81	20.78	20.85	
15MHz	1RB-High (74)	1772.5 (132597)	21.98	20.96	20.88	20.92
		1745 (132322)	21.79	20.78	20.70	20.76
		1717.5 (132047)	21.82	20.80	20.72	20.78
	1RB-Middle (37)	1772.5 (132597)	21.92	20.90	20.82	20.87
		1745 (132322)	21.70	20.69	20.61	20.68
		1717.5 (132047)	21.88	20.86	20.78	20.84
	1RB-Low (0)	1772.5 (132597)	21.74	20.73	20.65	20.72
		1745 (132322)	21.58	20.58	20.50	20.58
		1717.5 (132047)	21.89	20.87	20.79	20.84
	36RB-High (38)	1772.5 (132597)	21.82	20.80	20.72	20.78
		1745 (132322)	21.69	20.68	20.60	20.67
		1717.5 (132047)	21.85	20.83	20.75	20.81
	36RB-Middle (19)	1772.5 (132597)	21.87	20.85	20.77	20.83
		1745 (132322)	21.69	20.68	20.60	20.67
		1717.5 (132047)	21.84	20.82	20.74	20.80
	36RB-Low (0)	1772.5 (132597)	21.75	20.74	20.66	20.72
		1745 (132322)	21.71	20.70	20.62	20.69
		1717.5 (132047)	21.90	20.88	20.80	20.85
75RB (0)	1772.5 (132597)	21.79	20.78	20.70	20.76	
	1745 (132322)	21.68	20.67	20.59	20.66	
	1717.5 (132047)	21.87	20.85	20.77	20.83	
20MHz	1RB-High (99)	1770 (132572)	21.56	21.53	21.29	21.09
		1745 (132322)	21.38	21.30	21.11	20.93
		1720 (132072)	21.41	20.96	21.14	20.96
	1RB-Middle (50)	1770 (132572)	21.51	21.32	21.24	21.04
		1745 (132322)	21.29	21.22	21.02	20.85
		1720 (132072)	21.47	20.78	21.20	21.01
	1RB-Low (0)	1770 (132572)	21.33	21.21	21.06	20.89
		1745 (132322)	21.17	21.08	20.90	20.75
		1720 (132072)	21.48	20.86	21.21	21.02
	50RB-High (50)	1770 (132572)	21.41	20.97	21.14	20.96
		1745 (132322)	21.28	20.76	21.01	20.84
		1720 (132072)	21.44	20.91	21.17	20.98
	50RB-Middle (25)	1770 (132572)	21.46	20.99	21.19	21.00
		1745 (132322)	21.28	20.81	21.01	20.84
		1720 (132072)	21.43	20.79	21.16	20.97
	50RB-Low (0)	1770 (132572)	21.34	20.88	21.07	20.89
		1745 (132322)	21.30	20.80	21.03	20.86
		1720 (132072)	21.49	20.83	21.22	21.03
100RB (0)	1770 (132572)	21.38	20.94	21.11	20.93	
	1745 (132322)	21.27	20.86	21.00	20.83	
	1720 (132072)	21.46	20.91	21.19	21.00	

**LTEB66- ANT2 DSI2**

BANDWIDTH	Number of RBs	Frequency	QPSK	16QAM	64QAM	256QAM
1.4MHz	1RB-High (5)	1779.3 (132665)	22.45	23.00	22.52	18.46
		1745 (132322)	22.49	23.04	22.56	18.50
		1710.7 (131979)	22.49	23.04	22.56	18.50
	1RB-Middle (3)	1779.3 (132665)	22.38	22.93	22.46	18.40
		1745 (132322)	22.40	22.95	22.47	18.42
		1710.7 (131979)	22.50	23.05	22.57	18.50
	1RB-Low (0)	1779.3 (132665)	22.46	23.01	22.53	18.47
		1745 (132322)	22.43	22.98	22.50	18.45
		1710.7 (131979)	22.46	23.01	22.53	18.47
	3RB-High (3)	1779.3 (132665)	22.44	22.99	22.51	18.45
		1745 (132322)	22.45	23.00	22.52	18.46
		1710.7 (131979)	22.51	23.06	22.58	18.51
	3RB-Middle (1)	1779.3 (132665)	22.54	23.09	22.61	18.54
		1745 (132322)	22.46	23.01	22.53	18.47
		1710.7 (131979)	22.49	23.04	22.56	18.50
	3RB-Low (0)	1779.3 (132665)	22.47	23.02	22.54	18.48
		1745 (132322)	22.52	23.07	22.59	18.52
		1710.7 (131979)	22.46	23.01	22.53	18.47
	6RB (0)	1779.3 (132665)	22.44	22.99	22.51	18.45
		1745 (132322)	22.44	22.99	22.51	18.45
		1710.7 (131979)	22.51	23.06	22.58	18.51
3MHz	1RB-High (14)	1778.5 (132657)	22.49	21.93	21.69	18.77
		1745 (132322)	22.53	21.97	21.73	18.81
		1711.5 (131987)	22.53	21.97	21.73	18.81
	1RB-Middle (7)	1778.5 (132657)	22.42	21.86	21.63	18.72
		1745 (132322)	22.44	21.88	21.65	18.73
		1711.5 (131987)	22.54	21.98	21.74	18.82
	1RB-Low (0)	1778.5 (132657)	22.50	21.94	21.70	18.78
		1745 (132322)	22.47	21.91	21.67	18.76
		1711.5 (131987)	22.50	21.94	21.70	18.78
	8RB-High (7)	1778.5 (132657)	22.48	21.92	21.68	18.77
		1745 (132322)	22.49	21.93	21.69	18.77
		1711.5 (131987)	22.55	21.99	21.75	18.83
	8RB-Middle (4)	1778.5 (132657)	22.58	22.02	21.78	18.85
		1745 (132322)	22.50	21.94	21.70	18.78
		1711.5 (131987)	22.53	21.97	21.73	18.81
	8RB-Low (0)	1778.5 (132657)	22.51	21.95	21.71	18.79
		1745 (132322)	22.56	21.96	21.72	18.80
		1711.5 (131987)	22.50	21.94	21.70	18.78
	15RB (0)	1778.5 (132657)	22.48	21.92	21.68	18.77
		1745 (132322)	22.48	21.92	21.68	18.77
		1711.5 (131987)	22.55	21.99	21.75	18.83
5MHz	1RB-High (24)	1777.5 (132647)	22.54	21.93	21.49	18.66
		1745 (132322)	22.58	21.97	21.53	18.69
		1712.5 (131997)	22.58	21.97	21.53	18.69
	1RB-Middle (12)	1777.5 (132647)	22.47	21.86	21.43	18.60
		1745 (132322)	22.49	21.88	21.45	18.61
		1712.5 (131997)	22.59	21.98	21.54	18.70
	1RB-Low (0)	1777.5 (132647)	22.57	21.96	21.52	18.68
		1745 (132322)	22.52	21.91	21.47	18.64
		1712.5 (131997)	22.55	21.94	21.50	18.66
	12RB-High (13)	1777.5 (132647)	22.53	21.92	21.48	18.65
		1745 (132322)	22.54	21.93	21.49	18.66
		1712.5 (131997)	22.60	21.99	21.55	18.70
	12RB-Middle (6)	1777.5 (132647)	22.63	22.02	21.57	18.73
		1745 (132322)	22.55	21.94	21.50	18.66
		1712.5 (131997)	22.58	21.97	21.53	18.69
	12RB-Low (0)	1777.5 (132647)	22.56	21.95	21.51	18.67
		1745 (132322)	22.57	21.96	21.52	18.68
		1712.5 (131997)	22.55	21.94	21.50	18.66
	25RB (0)	1777.5 (132647)	22.53	21.92	21.48	18.65
		1745 (132322)	22.53	21.92	21.48	18.65
		1712.5 (131997)	22.60	21.99	21.55	18.70

10MHz	1RB-High (49)	1775 (132622)	22.57	21.93	21.60	18.69
		1745 (132322)	23.11	21.97	21.64	18.72
		1715 (132022)	22.61	21.94	21.68	18.70
	1RB-Middle (24)	1775 (132622)	22.50	21.86	21.54	18.63
		1745 (132322)	22.52	21.88	21.56	18.64
		1715 (132022)	22.62	21.98	21.65	18.73
	1RB-Low (0)	1775 (132622)	22.60	21.96	21.63	18.71
		1745 (132322)	22.55	21.91	21.58	18.67
		1715 (132022)	22.58	21.94	21.61	18.69
	25RB-High (25)	1775 (132622)	22.56	21.92	21.59	18.68
		1745 (132322)	22.57	21.93	21.60	18.69
		1715 (132022)	22.63	21.99	21.66	18.73
	25RB-Middle (12)	1775 (132622)	22.66	22.02	21.68	18.76
		1745 (132322)	22.58	21.94	21.61	18.69
		1715 (132022)	22.61	21.97	21.64	18.72
	25RB-Low (0)	1775 (132622)	22.59	21.95	21.62	18.70
		1745 (132322)	22.60	21.96	21.63	18.71
		1715 (132022)	22.58	21.94	21.61	18.69
	50RB (0)	1775 (132622)	22.56	21.92	21.59	18.68
		1745 (132322)	22.56	21.92	21.59	18.68
		1715 (132022)	22.63	21.99	21.66	18.73
15MHz	1RB-High (74)	1772.5 (132597)	22.56	21.80	21.62	18.77
		1745 (132322)	22.60	21.84	21.66	18.80
		1717.5 (132047)	22.60	21.84	21.66	18.80
	1RB-Middle (37)	1772.5 (132597)	22.49	21.73	21.56	18.71
		1745 (132322)	22.51	21.75	21.58	18.72
		1717.5 (132047)	22.61	21.85	21.67	18.81
	1RB-Low (0)	1772.5 (132597)	22.59	21.83	21.65	18.79
		1745 (132322)	22.54	21.78	21.60	18.75
		1717.5 (132047)	22.57	21.81	21.63	18.77
	36RB-High (38)	1772.5 (132597)	22.55	21.79	21.61	18.76
		1745 (132322)	22.56	21.80	21.62	18.77
		1717.5 (132047)	22.62	21.86	21.68	18.81
	36RB-Middle (19)	1772.5 (132597)	22.45	21.89	21.70	18.84
		1745 (132322)	22.57	21.81	21.63	18.77
		1717.5 (132047)	22.60	21.84	21.66	18.80
	36RB-Low (0)	1772.5 (132597)	22.58	21.82	21.64	18.78
		1745 (132322)	22.59	21.83	21.65	18.79
		1717.5 (132047)	22.57	21.81	21.63	18.77
	75RB (0)	1772.5 (132597)	22.55	21.79	21.61	18.76
		1745 (132322)	22.55	21.79	21.61	18.76
		1717.5 (132047)	22.62	21.86	21.68	18.81
20MHz	1RB-High (99)	1770 (132572)	22.59	21.91	21.64	18.69
		1745 (132322)	22.63	21.95	21.68	18.72
		1720 (132072)	23.42	21.95	21.68	18.72
	1RB-Middle (50)	1770 (132572)	22.52	21.84	21.58	18.63
		1745 (132322)	22.54	21.86	21.60	18.64
		1720 (132072)	22.64	21.96	21.69	18.73
	1RB-Low (0)	1770 (132572)	22.62	21.94	21.67	18.71
		1745 (132322)	22.57	21.89	21.62	18.67
		1720 (132072)	22.60	21.92	21.65	18.69
	50RB-High (50)	1770 (132572)	22.58	21.90	21.63	18.68
		1745 (132322)	22.59	21.91	21.64	18.69
		1720 (132072)	22.65	21.97	21.70	18.73
	50RB-Middle (25)	1770 (132572)	22.68	22.00	21.72	18.76
		1745 (132322)	22.60	21.92	21.65	18.69
		1720 (132072)	22.63	21.95	21.68	18.72
	50RB-Low (0)	1770 (132572)	22.61	21.93	21.66	18.70
		1745 (132322)	22.62	21.94	21.67	18.71
		1720 (132072)	22.60	21.94	21.64	18.68
	100RB (0)	1770 (132572)	22.58	21.90	21.63	18.68
		1745 (132322)	22.58	21.90	21.63	18.68
		1720 (132072)	22.65	21.97	21.70	18.73

**LTEB66- ANT1 DSI0**

BANDWIDTH	Number of RBs	Frequency	QPSK	16QAM	64QAM	256QAM
1.4MHz	1RB-High (5)	1779.3 (132665)	23.52	22.05	22.03	19.93
		1745 (132322)	23.59	22.11	22.10	19.98
		1710.7 (131979)	23.55	22.08	22.06	19.95
	1RB-Middle (3)	1779.3 (132665)	23.57	22.09	22.08	19.97
		1745 (132322)	23.61	22.13	22.12	20.00
		1710.7 (131979)	23.48	22.01	22.00	19.89
	1RB-Low (0)	1779.3 (132665)	23.18	21.73	21.71	19.64
		1745 (132322)	23.23	21.77	21.76	19.68
		1710.7 (131979)	23.16	21.71	21.70	19.62
	3RB-High (3)	1779.3 (132665)	22.10	20.72	20.71	18.73
		1745 (132322)	22.20	20.81	20.80	18.81
		1710.7 (131979)	22.05	20.67	20.65	18.68
	3RB-Middle (1)	1779.3 (132665)	22.10	20.72	20.71	18.73
		1745 (132322)	22.17	20.79	20.77	18.79
		1710.7 (131979)	22.03	20.65	20.64	18.66
	3RB-Low (0)	1779.3 (132665)	22.09	20.71	20.70	18.72
		1745 (132322)	22.12	20.74	20.73	18.75
		1710.7 (131979)	21.98	20.60	20.59	18.62
6RB (0)	1779.3 (132665)	23.10	21.66	21.64	19.57	
	1745 (132322)	22.20	20.81	20.80	18.81	
	1710.7 (131979)	22.08	20.70	20.69	18.71	
3MHz	1RB-High (14)	1778.5 (132657)	23.35	21.89	21.88	19.78
		1745 (132322)	23.46	21.95	21.94	19.84
		1711.5 (131987)	23.38	21.92	21.90	19.81
	1RB-Middle (7)	1778.5 (132657)	23.40	21.93	21.92	19.82
		1745 (132322)	23.44	21.97	21.96	19.86
		1711.5 (131987)	23.31	21.85	21.84	19.75
	1RB-Low (0)	1778.5 (132657)	23.01	21.57	21.56	19.50
		1745 (132322)	23.06	21.62	21.60	19.54
		1711.5 (131987)	22.99	21.55	21.54	19.48
	8RB-High (7)	1778.5 (132657)	21.94	20.57	20.56	18.59
		1745 (132322)	22.04	20.66	20.65	18.68
		1711.5 (131987)	21.89	20.52	20.51	18.55
	8RB-Middle (4)	1778.5 (132657)	21.94	20.57	20.56	18.59
		1745 (132322)	22.01	20.64	20.62	18.65
		1711.5 (131987)	21.87	20.50	20.49	18.53
	8RB-Low (0)	1778.5 (132657)	21.93	20.56	20.55	18.59
		1745 (132322)	21.96	20.59	20.58	18.61
		1711.5 (131987)	21.82	20.45	20.44	18.49
15RB (0)	1778.5 (132657)	22.93	21.50	21.49	19.43	
	1745 (132322)	22.04	20.66	20.65	18.68	
	1711.5 (131987)	21.93	20.55	20.54	18.58	
5MHz	1RB-High (24)	1777.5 (132647)	23.69	21.93	21.91	19.82
		1745 (132322)	23.46	21.99	21.98	19.87
		1712.5 (131997)	23.42	21.95	21.94	19.84
	1RB-Middle (12)	1777.5 (132647)	23.44	21.97	21.96	19.86
		1745 (132322)	23.48	22.01	21.99	19.89
		1712.5 (131997)	23.35	21.89	21.88	19.78
	1RB-Low (0)	1777.5 (132647)	23.05	21.61	21.59	19.53
		1745 (132322)	23.10	21.65	21.64	19.57
		1712.5 (131997)	23.03	21.59	21.58	19.51
	12RB-High (13)	1777.5 (132647)	21.98	20.61	20.60	18.63
		1745 (132322)	22.08	20.70	20.69	18.71
		1712.5 (131997)	21.92	20.55	20.54	18.58
	12RB-Middle (6)	1777.5 (132647)	21.98	20.61	20.60	18.63
		1745 (132322)	22.05	20.67	20.66	18.68
		1712.5 (131997)	21.90	20.54	20.52	18.56
	12RB-Low (0)	1777.5 (132647)	21.97	20.60	20.59	18.62
		1745 (132322)	22.00	20.63	20.61	18.64
		1712.5 (131997)	21.86	20.49	20.48	18.52
25RB (0)	1777.5 (132647)	22.97	21.54	21.52	19.46	
	1745 (132322)	22.08	20.70	20.69	18.71	
	1712.5 (131997)	21.96	20.59	20.58	18.61	

10MHz	1RB-High (49)	1775 (132622)	23.49	21.95	21.94	19.84
		1745 (132322)	23.49	22.02	22.00	19.90
		1715 (132022)	23.45	21.98	21.97	19.87
	1RB-Middle (24)	1775 (132622)	23.47	22.00	21.99	19.88
		1745 (132322)	23.11	22.04	22.02	19.92
		1715 (132022)	23.38	21.92	21.90	19.81
	1RB-Low (0)	1775 (132622)	23.08	21.64	21.62	19.55
		1745 (132322)	23.13	21.68	21.67	19.59
		1715 (132022)	23.06	21.62	21.60	19.54
	25RB-High (25)	1775 (132622)	22.01	20.63	20.62	18.65
		1745 (132322)	22.11	20.73	20.71	18.73
		1715 (132022)	21.95	20.58	20.57	18.60
	25RB-Middle (12)	1775 (132622)	22.01	20.63	20.62	18.65
		1745 (132322)	22.08	20.70	20.69	18.71
		1715 (132022)	21.93	20.56	20.55	18.58
	25RB-Low (0)	1775 (132622)	22.00	20.63	20.61	18.64
		1745 (132322)	22.03	20.65	20.64	18.67
		1715 (132022)	21.88	20.52	20.50	18.54
	50RB (0)	1775 (132622)	23.00	21.56	21.55	19.49
		1745 (132322)	22.11	20.73	20.71	18.73
		1715 (132022)	21.99	20.62	20.60	18.63
15MHz	1RB-High (74)	1772.5 (132597)	23.16	21.71	21.70	19.62
		1745 (132322)	23.23	21.77	21.76	19.68
		1717.5 (132047)	23.19	21.74	21.72	19.65
	1RB-Middle (37)	1772.5 (132597)	23.21	21.76	21.74	19.66
		1745 (132322)	23.03	21.79	21.78	19.69
		1717.5 (132047)	23.12	21.68	21.66	19.59
	1RB-Low (0)	1772.5 (132597)	22.82	21.40	21.38	19.34
		1745 (132322)	22.87	21.44	21.43	19.38
		1717.5 (132047)	22.80	21.38	21.36	19.32
	36RB-High (38)	1772.5 (132597)	21.77	20.41	20.39	18.44
		1745 (132322)	21.86	20.50	20.48	18.52
		1717.5 (132047)	21.71	20.35	20.34	18.39
	36RB-Middle (19)	1772.5 (132597)	21.77	20.41	20.39	18.44
		1745 (132322)	21.83	20.47	20.46	18.50
		1717.5 (132047)	21.69	20.33	20.32	18.38
	36RB-Low (0)	1772.5 (132597)	21.76	20.40	20.38	18.43
		1745 (132322)	21.79	20.42	20.41	18.46
		1717.5 (132047)	21.64	20.29	20.28	18.34
	75RB (0)	1772.5 (132597)	22.75	21.32	21.31	19.27
		1745 (132322)	21.86	20.50	20.48	18.52
		1717.5 (132047)	21.75	20.39	20.37	18.43
20MHz	1RB-High (99)	1770 (132572)	23.78	22.27	22.26	20.10
		1745 (132322)	23.85	22.34	22.32	20.16
		1720 (132072)	23.81	22.30	22.29	20.12
	1RB-Middle (50)	1770 (132572)	23.83	22.32	22.31	20.14
		1745 (132322)	23.87	22.36	22.34	20.17
		1720 (132072)	23.74	22.24	22.22	20.06
	1RB-Low (0)	1770 (132572)	23.43	21.94	21.93	19.80
		1745 (132322)	23.48	21.99	21.98	19.85
		1720 (132072)	23.41	21.93	21.91	19.79
	50RB-High (50)	1770 (132572)	22.33	20.91	20.90	18.87
		1745 (132322)	22.43	21.01	20.99	18.96
		1720 (132072)	22.27	20.86	20.85	18.82
	50RB-Middle (25)	1770 (132572)	22.33	20.91	20.90	18.87
		1745 (132322)	22.40	20.98	20.97	18.93
		1720 (132072)	22.25	20.84	20.83	18.81
	50RB-Low (0)	1770 (132572)	22.32	20.91	20.89	18.86
		1745 (132322)	22.35	20.93	20.92	18.89
		1720 (132072)	22.20	20.79	20.78	18.76
	100RB (0)	1770 (132572)	23.35	21.87	21.86	19.74
		1745 (132322)	22.43	21.01	20.99	18.96
		1720 (132072)	22.31	20.90	20.88	18.86



**LTEB66- ANT1 DSI1**

BANDWIDTH	Number of RBs	Frequency	QPSK	16QAM	64QAM	256QAM
1.4MHz	1RB-High (5)	1779.3 (132665)	17.87	17.81	17.79	17.75
		1745 (132322)	17.94	17.88	17.86	17.82
		1710.7 (131979)	17.87	17.81	17.79	17.75
	1RB-Middle (3)	1779.3 (132665)	17.90	17.84	17.82	17.78
		1745 (132322)	17.39	17.93	17.91	17.87
		1710.7 (131979)	17.83	17.77	17.75	17.71
	1RB-Low (0)	1779.3 (132665)	17.88	17.82	17.80	17.76
		1745 (132322)	17.86	17.80	17.78	17.74
		1710.7 (131979)	17.83	17.77	17.75	17.71
	3RB-High (3)	1779.3 (132665)	17.82	17.76	17.74	17.70
		1745 (132322)	17.97	17.91	17.89	17.85
		1710.7 (131979)	17.80	17.74	17.72	17.68
	3RB-Middle (1)	1779.3 (132665)	17.88	17.82	17.80	17.76
		1745 (132322)	17.98	17.92	17.90	17.86
		1710.7 (131979)	17.78	17.72	17.70	17.66
	3RB-Low (0)	1779.3 (132665)	17.90	17.84	17.82	17.78
		1745 (132322)	17.89	17.83	17.81	17.77
		1710.7 (131979)	17.82	17.76	17.74	17.70
	6RB (0)	1779.3 (132665)	17.87	17.81	17.79	17.75
		1745 (132322)	17.90	17.84	17.82	17.78
		1710.7 (131979)	17.81	17.75	17.73	17.69
3MHz	1RB-High (14)	1778.5 (132657)	17.43	17.37	17.35	17.31
		1745 (132322)	17.50	17.44	17.42	17.38
		1711.5 (131987)	17.43	17.37	17.35	17.31
	1RB-Middle (7)	1778.5 (132657)	17.46	17.40	17.38	17.34
		1745 (132322)	17.55	17.49	17.47	17.43
		1711.5 (131987)	17.39	17.33	17.31	17.27
	1RB-Low (0)	1778.5 (132657)	17.44	17.38	17.36	17.32
		1745 (132322)	17.42	17.36	17.34	17.30
		1711.5 (131987)	17.39	17.33	17.31	17.27
	8RB-High (7)	1778.5 (132657)	17.38	17.32	17.30	17.27
		1745 (132322)	17.53	17.47	17.45	17.41
		1711.5 (131987)	17.36	17.30	17.28	17.25
	8RB-Middle (4)	1778.5 (132657)	17.44	17.38	17.36	17.32
		1745 (132322)	17.54	17.48	17.46	17.42
		1711.5 (131987)	17.34	17.28	17.27	17.23
	8RB-Low (0)	1778.5 (132657)	17.46	17.40	17.38	17.34
		1745 (132322)	17.45	17.39	17.37	17.33
		1711.5 (131987)	17.38	17.32	17.30	17.27
	15RB (0)	1778.5 (132657)	17.43	17.37	17.35	17.31
		1745 (132322)	17.46	17.40	17.38	17.34
		1711.5 (131987)	17.37	17.31	17.29	17.26
5MHz	1RB-High (24)	1777.5 (132647)	17.65	17.59	17.57	17.53
		1745 (132322)	17.72	17.66	17.64	17.60
		1712.5 (131997)	17.65	17.59	17.57	17.53
	1RB-Middle (12)	1777.5 (132647)	17.68	17.62	17.60	17.56
		1745 (132322)	17.36	17.71	17.69	17.65
		1712.5 (131997)	17.61	17.55	17.53	17.49
	1RB-Low (0)	1777.5 (132647)	17.66	17.60	17.58	17.54
		1745 (132322)	17.64	17.58	17.56	17.52
		1712.5 (131997)	17.61	17.55	17.53	17.49
	12RB-High (13)	1777.5 (132647)	17.60	17.54	17.52	17.48
		1745 (132322)	17.75	17.69	17.67	17.63
		1712.5 (131997)	17.58	17.52	17.50	17.46
	12RB-Middle (6)	1777.5 (132647)	17.66	17.60	17.58	17.54
		1745 (132322)	17.61	17.70	17.68	17.64
		1712.5 (131997)	17.56	17.50	17.48	17.44
	12RB-Low (0)	1777.5 (132647)	17.68	17.62	17.60	17.56
		1745 (132322)	17.67	17.61	17.59	17.55
		1712.5 (131997)	17.60	17.54	17.52	17.48
	25RB (0)	1777.5 (132647)	17.65	17.59	17.57	17.53
		1745 (132322)	17.68	17.62	17.60	17.56
		1712.5 (131997)	17.59	17.53	17.51	17.47

10MHz	1RB-High (49)	1775 (132622)	17.83	17.77	17.75	17.71	
		1745 (132322)	17.90	17.84	17.82	17.78	
		1715 (132022)	17.83	17.77	17.75	17.71	
	1RB-Middle (24)	1775 (132622)	17.86	17.80	17.78	17.74	
		1745 (132322)	17.95	17.89	17.87	17.83	
		1715 (132022)	17.79	17.73	17.71	17.67	
	1RB-Low (0)	1775 (132622)	17.84	17.78	17.76	17.72	
		1745 (132322)	17.82	17.76	17.74	17.70	
		1715 (132022)	17.79	17.73	17.71	17.67	
	25RB-High (25)	1775 (132622)	17.78	17.72	17.70	17.66	
		1745 (132322)	17.93	17.87	17.85	17.81	
		1715 (132022)	17.76	17.70	17.68	17.64	
	25RB-Middle (12)	1775 (132622)	17.84	17.78	17.76	17.72	
		1745 (132322)	17.94	17.88	17.86	17.82	
		1715 (132022)	17.74	17.68	17.66	17.62	
	25RB-Low (0)	1775 (132622)	17.86	17.80	17.78	17.74	
		1745 (132322)	17.85	17.79	17.77	17.73	
		1715 (132022)	17.78	17.72	17.70	17.66	
	50RB (0)	1775 (132622)	17.83	17.77	17.75	17.71	
		1745 (132322)	17.86	17.80	17.78	17.74	
		1715 (132022)	17.77	17.71	17.69	17.65	
	15MHz	1RB-High (74)	1772.5 (132597)	17.70	17.64	17.62	17.58
			1745 (132322)	17.77	17.71	17.69	17.65
			1717.5 (132047)	17.70	17.64	17.62	17.58
1RB-Middle (37)		1772.5 (132597)	17.73	17.67	17.65	17.61	
		1745 (132322)	17.12	17.76	17.74	17.70	
		1717.5 (132047)	17.66	17.60	17.58	17.54	
1RB-Low (0)		1772.5 (132597)	17.71	17.65	17.63	17.59	
		1745 (132322)	17.69	17.63	17.61	17.57	
		1717.5 (132047)	17.66	17.60	17.58	17.54	
36RB-High (38)		1772.5 (132597)	17.65	17.59	17.57	17.53	
		1745 (132322)	17.80	17.74	17.72	17.68	
		1717.5 (132047)	17.63	17.57	17.55	17.51	
36RB-Middle (19)		1772.5 (132597)	17.71	17.65	17.63	17.59	
		1745 (132322)	17.81	17.75	17.73	17.69	
		1717.5 (132047)	17.61	17.55	17.53	17.49	
36RB-Low (0)		1772.5 (132597)	17.73	17.67	17.65	17.61	
		1745 (132322)	17.72	17.66	17.64	17.60	
		1717.5 (132047)	17.65	17.59	17.57	17.53	
75RB (0)		1772.5 (132597)	17.70	17.64	17.62	17.58	
		1745 (132322)	17.73	17.67	17.65	17.61	
		1717.5 (132047)	17.64	17.58	17.56	17.52	
20MHz		1RB-High (99)	1770 (132572)	17.92	17.86	17.84	17.80
			1745 (132322)	17.99	17.93	17.91	17.87
			1720 (132072)	17.92	17.86	17.84	17.80
	1RB-Middle (50)	1770 (132572)	17.95	17.89	17.87	17.83	
		1745 (132322)	18.04	17.98	17.96	17.92	
		1720 (132072)	17.88	17.82	17.80	17.76	
	1RB-Low (0)	1770 (132572)	17.93	17.87	17.85	17.81	
		1745 (132322)	17.91	17.85	17.83	17.79	
		1720 (132072)	17.88	17.82	17.80	17.76	
	50RB-High (50)	1770 (132572)	17.87	17.81	17.79	17.75	
		1745 (132322)	18.02	17.96	17.94	17.90	
		1720 (132072)	17.85	17.79	17.77	17.73	
	50RB-Middle (25)	1770 (132572)	17.93	17.87	17.85	17.81	
		1745 (132322)	18.03	17.97	17.95	17.91	
		1720 (132072)	17.83	17.77	17.75	17.71	
	50RB-Low (0)	1770 (132572)	17.95	17.89	17.87	17.83	
		1745 (132322)	17.94	17.88	17.86	17.82	
		1720 (132072)	17.87	17.81	17.79	17.75	
	100RB (0)	1770 (132572)	17.92	17.86	17.84	17.80	
		1745 (132322)	17.95	17.89	17.87	17.83	
		1720 (132072)	17.86	17.80	17.78	17.74	

**LTEB66- ANT1 DSI2**

BANDWIDTH	Number of RBs	Frequency	QPSK	16QAM	64QAM	256QAM
1.4MHz	1RB-High (5)	1779.3 (132665)	19.61	19.73	19.29	18.20
		1745 (132322)	19.68	19.80	19.36	18.26
		1710.7 (131979)	19.63	19.75	19.31	18.22
	1RB-Middle (3)	1779.3 (132665)	19.65	19.77	19.33	18.24
		1745 (132322)	19.73	19.85	19.41	18.31
		1710.7 (131979)	19.60	19.72	19.28	18.19
	1RB-Low (0)	1779.3 (132665)	19.62	19.74	19.30	18.21
		1745 (132322)	19.66	19.78	19.34	18.25
		1710.7 (131979)	19.65	19.77	19.33	18.24
	3RB-High (3)	1779.3 (132665)	19.69	19.81	19.37	18.27
		1745 (132322)	19.79	19.51	19.47	18.37
		1710.7 (131979)	19.65	19.77	19.33	18.24
	3RB-Middle (1)	1779.3 (132665)	19.68	19.80	19.36	18.26
		1745 (132322)	19.76	19.88	19.44	18.34
		1710.7 (131979)	19.61	19.73	19.29	18.20
	3RB-Low (0)	1779.3 (132665)	19.68	19.80	19.36	18.26
		1745 (132322)	19.75	19.87	19.43	18.33
		1710.7 (131979)	19.59	19.71	19.27	18.18
6RB (0)	1779.3 (132665)	19.66	19.78	19.34	18.25	
	1745 (132322)	19.74	19.86	19.42	18.32	
	1710.7 (131979)	19.59	19.71	19.27	18.18	
3MHz	1RB-High (14)	1778.5 (132657)	19.55	19.67	19.24	18.14
		1745 (132322)	19.62	19.74	19.30	18.21
		1711.5 (131987)	19.57	19.69	19.25	18.16
	1RB-Middle (7)	1778.5 (132657)	19.59	19.71	19.27	18.18
		1745 (132322)	19.67	19.79	19.35	18.25
		1711.5 (131987)	19.54	19.66	19.23	18.13
	1RB-Low (0)	1778.5 (132657)	19.56	19.68	19.24	18.15
		1745 (132322)	19.60	19.72	19.28	18.19
		1711.5 (131987)	19.59	19.71	19.27	18.18
	8RB-High (7)	1778.5 (132657)	19.63	19.75	19.31	18.22
		1745 (132322)	19.73	19.25	19.41	18.31
		1711.5 (131987)	19.59	19.71	19.27	18.18
	8RB-Middle (4)	1778.5 (132657)	19.62	19.74	19.30	18.21
		1745 (132322)	19.70	19.32	19.38	18.28
		1711.5 (131987)	19.55	19.67	19.24	18.14
	8RB-Low (0)	1778.5 (132657)	19.62	19.74	19.30	18.21
		1745 (132322)	19.69	19.81	19.37	18.27
		1711.5 (131987)	19.53	19.65	19.22	18.13
15RB (0)	1778.5 (132657)	19.60	19.72	19.28	18.19	
	1745 (132322)	19.68	19.80	19.36	18.26	
	1711.5 (131987)	19.53	19.65	19.22	18.13	
5MHz	1RB-High (24)	1777.5 (132647)	19.39	19.51	19.08	18.00
		1745 (132322)	19.46	19.58	19.15	18.06
		1712.5 (131997)	19.41	19.53	19.10	18.01
	1RB-Middle (12)	1777.5 (132647)	19.43	19.55	19.12	18.03
		1745 (132322)	19.78	19.63	19.19	18.10
		1712.5 (131997)	19.38	19.50	19.07	17.99
	1RB-Low (0)	1777.5 (132647)	19.40	19.52	19.09	18.00
		1745 (132322)	19.44	19.56	19.13	18.04
		1712.5 (131997)	19.43	19.55	19.12	18.03
	12RB-High (13)	1777.5 (132647)	19.47	19.59	19.16	18.07
		1745 (132322)	19.57	19.69	19.25	18.16
		1712.5 (131997)	19.43	19.55	19.12	18.03
	12RB-Middle (6)	1777.5 (132647)	19.46	19.58	19.15	18.06
		1745 (132322)	19.54	19.66	19.22	18.13
		1712.5 (131997)	19.39	19.51	19.08	18.00
	12RB-Low (0)	1777.5 (132647)	19.46	19.58	19.15	18.06
		1745 (132322)	19.53	19.65	19.21	18.12
		1712.5 (131997)	19.37	19.49	19.06	17.98
25RB (0)	1777.5 (132647)	19.44	19.56	19.13	18.04	
	1745 (132322)	19.52	19.64	19.20	18.11	
	1712.5 (131997)	19.37	19.49	19.06	17.98	

10MHz	1RB-High (49)	1775 (132622)	19.68	19.80	19.36	18.26	
		1745 (132322)	19.75	19.87	19.43	18.33	
		1715 (132022)	19.70	19.82	19.38	18.28	
	1RB-Middle (24)	1775 (132622)	19.72	19.84	19.40	18.30	
		1745 (132322)	19.80	19.92	19.48	18.38	
		1715 (132022)	19.67	19.79	19.35	18.26	
	1RB-Low (0)	1775 (132622)	19.69	19.81	19.37	18.27	
		1745 (132322)	19.73	19.85	19.41	18.31	
		1715 (132022)	19.72	19.84	19.40	18.30	
	25RB-High (25)	1775 (132622)	19.76	19.88	19.44	18.34	
		1745 (132322)	19.86	19.58	19.54	18.43	
		1715 (132022)	19.72	19.84	19.40	18.30	
	25RB-Middle (12)	1775 (132622)	19.75	19.87	19.43	18.33	
		1745 (132322)	19.83	19.95	19.51	18.40	
		1715 (132022)	19.68	19.80	19.36	18.26	
	25RB-Low (0)	1775 (132622)	19.75	19.87	19.43	18.33	
		1745 (132322)	19.82	19.94	19.50	18.39	
		1715 (132022)	19.66	19.78	19.34	18.25	
	50RB (0)	1775 (132622)	19.73	19.85	19.41	18.31	
		1745 (132322)	19.81	19.93	19.49	18.38	
		1715 (132022)	19.66	19.78	19.34	18.25	
	15MHz	1RB-High (74)	1772.5 (132597)	19.60	19.72	19.28	18.19
			1745 (132322)	19.67	19.79	19.35	18.25
			1717.5 (132047)	19.62	19.74	19.30	18.21
1RB-Middle (37)		1772.5 (132597)	19.64	19.76	19.32	18.23	
		1745 (132322)	19.72	19.84	19.40	18.30	
		1717.5 (132047)	19.59	19.71	19.27	18.18	
1RB-Low (0)		1772.5 (132597)	19.61	19.73	19.29	18.20	
		1745 (132322)	19.65	19.77	19.33	18.24	
		1717.5 (132047)	19.64	19.76	19.32	18.23	
36RB-High (38)		1772.5 (132597)	19.68	19.80	19.36	18.26	
		1745 (132322)	19.78	19.16	19.46	18.36	
		1717.5 (132047)	19.64	19.76	19.32	18.23	
36RB-Middle (19)		1772.5 (132597)	19.67	19.79	19.35	18.25	
		1745 (132322)	19.75	19.57	19.43	18.33	
		1717.5 (132047)	19.60	19.72	19.28	18.19	
36RB-Low (0)		1772.5 (132597)	19.67	19.79	19.35	18.25	
		1745 (132322)	19.74	19.36	19.42	18.32	
		1717.5 (132047)	19.58	19.70	19.26	18.17	
75RB (0)		1772.5 (132597)	19.65	19.77	19.33	18.24	
		1745 (132322)	19.73	19.85	19.41	18.31	
		1717.5 (132047)	19.58	19.70	19.26	18.17	
20MHz		1RB-High (99)	1770 (132572)	19.74	19.86	19.42	18.32
			1745 (132322)	19.81	19.93	19.49	18.39
			1720 (132072)	19.76	19.88	19.44	18.34
	1RB-Middle (50)	1770 (132572)	19.78	19.90	19.46	18.36	
		1745 (132322)	19.86	19.98	19.54	18.43	
		1720 (132072)	19.73	19.85	19.41	18.31	
	1RB-Low (0)	1770 (132572)	19.75	19.87	19.43	18.33	
		1745 (132322)	19.79	19.91	19.47	18.37	
		1720 (132072)	19.78	19.90	19.46	18.36	
	50RB-High (50)	1770 (132572)	19.82	19.94	19.50	18.39	
		1745 (132322)	19.92	20.04	19.60	18.49	
		1720 (132072)	19.78	19.90	19.46	18.36	
	50RB-Middle (25)	1770 (132572)	19.81	19.93	19.49	18.39	
		1745 (132322)	19.89	20.01	19.57	18.46	
		1720 (132072)	19.74	19.86	19.42	18.32	
	50RB-Low (0)	1770 (132572)	19.81	19.93	19.49	18.39	
		1745 (132322)	19.88	20.00	19.56	18.45	
		1720 (132072)	19.72	19.84	19.40	18.30	
	100RB (0)	1770 (132572)	19.79	19.91	19.47	18.37	
		1745 (132322)	19.87	19.99	19.55	18.44	
		1720 (132072)	19.72	19.84	19.40	18.30	

**LTEB71- ANT0 DSI0/1/2**

BANDWIDTH	Number of RBs	Frequency	QPSK	16QAM	64QAM	256QAM	
5MHz	1RB-High (24)	695.5 (133447)	23.33	22.25	21.32	19.18	
		680.5 (133297)	23.05	21.99	21.07	18.95	
		665.5 (133147)	23.30	22.22	21.30	19.16	
	1RB-Middle (12)	695.5 (133447)	23.15	22.27	21.34	19.20	
		680.5 (133297)	23.27	22.20	21.27	19.13	
		665.5 (133147)	23.18	22.11	21.19	19.06	
	1RB-Low (0)	695.5 (133447)	23.31	22.23	21.30	19.16	
		680.5 (133297)	22.87	21.81	20.90	18.80	
		665.5 (133147)	22.82	21.77	20.86	18.76	
	12RB-High (13)	695.5 (133447)	22.94	21.88	20.97	18.86	
		680.5 (133297)	22.39	21.36	20.46	18.41	
		665.5 (133147)	22.34	21.31	20.42	18.37	
	12RB-Middle (6)	695.5 (133447)	22.40	21.37	20.47	18.42	
		680.5 (133297)	22.42	21.39	20.49	18.43	
		665.5 (133147)	22.46	21.42	20.53	18.47	
	12RB-Low (0)	695.5 (133447)	22.38	21.35	20.45	18.40	
		680.5 (133297)	22.32	21.29	20.40	18.35	
		665.5 (133147)	22.31	21.28	20.39	18.34	
	25RB (0)	695.5 (133447)	22.41	21.38	20.48	18.42	
		680.5 (133297)	22.38	21.35	20.45	18.40	
		665.5 (133147)	22.34	21.31	20.42	18.37	
	10MHz	1RB-High (49)	693 (132422)	23.28	22.31	21.22	19.12
			680.5 (133297)	23.00	22.04	20.97	18.89
			668 (133172)	23.25	22.28	21.19	19.09
1RB-Middle (24)		693 (132422)	23.30	22.33	21.24	19.14	
		680.5 (133297)	23.22	22.25	21.17	19.07	
		668 (133172)	23.13	22.16	21.08	19.00	
1RB-Low (0)		693 (132422)	23.26	22.29	21.20	19.10	
		680.5 (133297)	22.82	21.87	20.80	18.74	
		668 (133172)	22.77	21.82	20.76	18.70	
25RB-High (25)		693 (132422)	22.89	21.93	20.87	18.80	
		680.5 (133297)	22.34	21.41	20.36	18.35	
		668 (133172)	22.29	21.36	20.32	18.31	
25RB-Middle (12)		693 (132422)	22.35	21.42	20.37	18.36	
		680.5 (133297)	22.37	21.44	20.39	18.37	
		668 (133172)	22.41	21.47	20.43	18.40	
25RB-Low (0)		693 (132422)	22.33	21.40	20.35	18.34	
		680.5 (133297)	22.27	21.34	20.30	18.29	
		668 (133172)	22.26	21.33	20.29	18.28	
50RB (0)		693 (132422)	22.36	21.43	20.38	18.36	
		680.5 (133297)	22.33	21.40	20.35	18.34	
		668 (133172)	22.29	21.36	20.32	18.31	

15MHz	1RB-High (74)	690.5 (133397)	23.21	22.22	21.16	19.04	
		680.5 (133297)	22.93	21.95	20.91	18.81	
		670.5 (133197)	23.18	22.19	21.13	19.01	
	1RB-Middle (37)	690.5 (133397)	23.26	22.24	21.18	19.05	
		680.5 (133297)	23.15	22.16	21.11	18.99	
		670.5 (133197)	23.06	22.07	21.02	18.92	
	1RB-Low (0)	690.5 (133397)	23.19	22.20	21.14	19.02	
		680.5 (133297)	22.75	21.78	20.74	18.66	
		670.5 (133197)	22.70	21.73	20.70	18.62	
	36RB-High (38)	690.5 (133397)	22.82	21.84	20.81	18.72	
		680.5 (133297)	22.27	21.32	20.30	18.27	
		670.5 (133197)	22.22	21.27	20.26	18.23	
	36RB-Middle (19)	690.5 (133397)	22.28	21.33	20.31	18.28	
		680.5 (133297)	22.30	21.35	20.33	18.29	
		670.5 (133197)	22.34	21.38	20.37	18.32	
	36RB-Low (0)	690.5 (133397)	22.26	21.31	20.29	18.26	
		680.5 (133297)	22.20	21.25	20.24	18.21	
		670.5 (133197)	22.19	21.24	20.23	18.20	
	75RB (0)	690.5 (133397)	22.29	21.34	20.32	18.28	
		680.5 (133297)	22.26	21.31	20.29	18.26	
		670.5 (133197)	22.22	21.27	20.26	18.23	
	20MHz	1RB-High (99)	688 (133372)	23.86	22.24	21.17	18.97
			683 (133322)	22.79	21.99	20.92	18.75
			673 (133222)	23.03	22.21	21.14	18.95
1RB-Middle (50)		688 (133372)	23.08	22.26	21.19	18.99	
		683 (133322)	23.00	22.19	21.11	18.92	
		673 (133222)	22.91	22.10	21.03	18.85	
1RB-Low (0)		688 (133372)	23.04	22.22	21.15	18.96	
		683 (133322)	22.95	21.97	21.35	18.13	
		673 (133222)	22.56	21.78	20.71	18.56	
50RB-High (50)		688 (133372)	22.68	21.89	20.82	18.66	
		683 (133322)	22.13	21.38	20.31	18.21	
		673 (133222)	22.08	21.34	20.27	18.17	
50RB-Middle (25)		688 (133372)	22.14	21.39	20.32	18.22	
		683 (133322)	22.16	21.41	20.34	18.23	
		673 (133222)	22.20	21.45	20.38	18.27	
50RB-Low (0)		688 (133372)	22.12	21.38	20.31	18.20	
		683 (133322)	21.81	20.83	19.92	17.88	
		673 (133222)	22.05	21.31	20.24	18.14	
100RB (0)		688 (133372)	22.15	21.40	20.33	18.22	
		683 (133322)	22.12	21.38	20.31	18.20	
		673 (133222)	22.08	21.34	20.27	18.17	

**LTE Carrier Aggregation Conducted Power**

SAR test is not required since maximum output power when downlink carrier aggregation active is not more than ¼ dB higher than the maximum output power measured when downlink carrier aggregation inactive.

The conducted power measurement results of LTE CA are provided as follow.

All other uplink communications are identical to the release 8 specifications. Other LTE Rel.10 or higher features are not supported, including Enhanced SC-FDMA or Uplink MIMO etc.

The conducted power measurement results of LTE downlink 2CA are as below :

DL LTE CA Class	DLCA									conducted power (dBm)
	PCC					SCC				
	PCC Bandwidth	UL channel	DL channel	UL RB	UL RB OFFSET	SCC Bandwidth	DL channel	RB	RB OFFSET	
CA_2A-2A	20	18700	700	1	99	20	1100	1	0	23.43
CA_2C	20	18700	700	1	99	20	898	1	0	23.42
CA_2A-4A	20	19100	1100	1	99	20	2120	1	0	23.74
CA_4A-2A	20	132572	2120	1	99	20	1100	1	0	23.25
CA_2A-5A	20	19100	1100	1	99	15	8865	1	0	23.71
CA_5A-2A	15	26865	8865	1	74	15	1100	1	0	23.96
CA_2A-12A	20	19100	1100	1	99	10	5095	1	0	23.73
CA_12A-2A	10	23095	5095	1	49	20	1100	1	0	23.9
CA_2A-66A	20	19100	1100	1	99	20	2120	1	0	23.71
CA_66A-2A	20	132572	2120	1	99	20	1100	1	0	23.68
CA_2A-71A	20	19100	1100	1	99	20	642	1	0	23.7
CA_71A-2A	20	133372	642	1	99	20	1100	1	0	23.57
CA_4A-4A	20	20050	2050	1	99	20	2300	1	0	23.67
CA_4A-5A	20	132572	2120	1	99	15	8865	1	0	23.67
CA_5A-4A	15	26865	8865	1	74	20	2120	1	0	23.9
CA_4A-12A	20	132572	2120	1	99	10	5095	1	0	23.67
CA_12A-4A	10	23095	5095	1	49	20	2120	1	0	24.04
CA_4A-71A	20	132572	2120	1	99	20	642	1	0	23.78
CA_71A-4A	20	133372	642	1	99	20	2120	1	0	23.65
CA_5A-66A	15	26865	8865	1	74	20	2120	1	0	24.02
CA_66A-5A	20	132572	2120	1	99	15	8865	1	0	23.73
CA_12A-66A	10	23095	5095	1	49	20	2120	1	0	23.91
CA_66A-12A	20	132572	2120	1	99	10	5095	1	0	23.81
CA_25A-25A	20	26140	8140	1	99	20	8590	1	0	22.97
CA_41A-41A	20	39750	39750	1	99	20	41490	1	0	24.6
CA_66A-66A	20	132072	66536	1	99	20	67036	1	0	24.22
CA_66A-71A	20	132572	2120	1	99	20	642	1	0	23.7
CA_71A-66A	20	133372	642	1	99	20	2120	1	0	23.76
CA_66B	15	132047	66511	1	74	5	66604	1	0	22.91
CA_66C	20	132072	66536	1	99	20	66734	1	0	23.25

### 11.4 Wi-Fi and BT Measurement result

The maximum output power of BT antenna is 9.33dBm.

The maximum tune up of BT antenna is 9.5dBm.

Standalone			WIFI+WWAN		
Hotspot off/on+Receiver on	Hotspot on+Receiver off	Hotspot off+Receiver off	Hotspot off/on+Receiver on	Hotspot on+Receiver off	Hotspot off+Receiver off
DSI0	DSI1	DSI2	DSI3	DSI4	DSI5

#### Wi-Fi 2.4G –DSI0

FCC	
802.11b(dBm)	
Channel\data rate	1Mbps
1(2412MHz)	17.21
6(2437MHz)	17.46
11(2462MHz)	17..26
tune up	18.50
802.11g(dBm)	
Channel\data rate	6Mbps
1(2412MHz)	16.58
6(2437MHz)	16.69
11(2462MHz)	16.35
tune up	17.50
802.11n(dBm)-20MHz	
Channel\data rate	MCS0
1(2412MHz)	16.32
6(2437MHz)	16.72
11(2462MHz)	16.33
tune up	17.50
802.11n(dBm)-40MHz	
Channel\data rate	MCS0
3(2422MHz)	15.54
6(2437MHz)	15.33
9(2452MHz)	15.31
tune up	16.50



**Wi-Fi 2.4G –DSI2**

FCC	
802.11b(dBm)	
Channel\data rate	1Mbps
1(2412MHz)	19.76
6(2437MHz)	19.81
11(2462MHz)	19.47
tune up	20.50
802.11g(dBm)	
Channel\data rate	6Mbps
1(2412MHz)	18.70
6(2437MHz)	18.76
11(2462MHz)	18.26
tune up	19.50
802.11n(dBm)-20MHz	
Channel\data rate	MCS0
1(2412MHz)	18.43
6(2437MHz)	18.65
11(2462MHz)	18.41
tune up	19.50
802.11n(dBm)-40MHz	
Channel\data rate	MCS0
3(2422MHz)	15.61
6(2437MHz)	15.35
9(2452MHz)	15.28
tune up	16.50

**Wi-Fi 2.4G –DSI3**

2.4GHz	
FCC	
802.11b(dBm)	
Channel\data rate	1Mbps
1(2412MHz)	10.69
6(2437MHz)	10.95
11(2462MHz)	10.62
tune up	11.50
802.11g(dBm)	
Channel\data rate	6Mbps
1(2412MHz)	10.15

6(2437MHz)	10.26
11(2462MHz)	10.12
tune up	11.00
802.11n(dBm)-20MHz	
Channel\data rate	MCS0
1(2412MHz)	9.77
6(2437MHz)	10.38
11(2462MHz)	9.97
tune up	11.00
802.11n(dBm)-40MHz	
Channel\data rate	MCS0
3(2422MHz)	9.06
6(2437MHz)	9.14
9(2452MHz)	9.12
tune up	10.00

#### Wi-Fi 2.4G –DSI1/4

2.4GHz	
FCC	
802.11b(dBm)	
Channel\data rate	1Mbps
1(2412MHz)	14.76
6(2437MHz)	14.83
11(2462MHz)	14.61
tune up	15.80
802.11g(dBm)	
Channel\data rate	6Mbps
1(2412MHz)	13.94
6(2437MHz)	13.90
11(2462MHz)	13.70
tune up	14.80
802.11n(dBm)-20MHz	
Channel\data rate	MCS0
1(2412MHz)	13.54
6(2437MHz)	13.52
11(2462MHz)	13.25
tune up	14.50
802.11n(dBm)-40MHz	
Channel\data rate	MCS0
3(2422MHz)	12.44



6(2437MHz)	12.34
9(2452MHz)	12.29
tune up	13.50

**Wi-Fi 2.4G –DSI5**

FCC	
802.11b(dBm)	
Channel\data rate	1Mbps
1(2412MHz)	11.43
6(2437MHz)	11.38
11(2462MHz)	11.40
tune up	12.50
802.11g(dBm)	
Channel\data rate	6Mbps
1(2412MHz)	9.64
6(2437MHz)	9.95
11(2462MHz)	9.87
tune up	11.00
802.11n(dBm)-20MHz	
Channel\data rate	MCS0
1(2412MHz)	10.00
6(2437MHz)	9.96
11(2462MHz)	9.84
tune up	11.00
802.11n(dBm)-40MHz	
Channel\data rate	MCS0
3(2422MHz)	9.52
6(2437MHz)	9.91
9(2452MHz)	9.68
tune up	11.00

**Wi-Fi 5G –DS10**

802.11a(dBm)	
Channel\data rate	6Mbps
36(5180 MHz)	14.21
40(5200 MHz)	14.50
44(5220 MHz)	14.43
48(5240 MHz)	14.37
52(5260 MHz)	14.42
56(5280 MHz)	14.37
60(5300 MHz)	14.35
64(5320 MHz)	14.37
100(5500 MHz)	14.71
104(5520 MHz)	14.51
108(5540 MHz)	13.95
112(5560 MHz)	13.58
116(5580 MHz)	13.91
120(5600 MHz)	13.88
124(5620 MHz)	13.74
128(5640 MHz)	13.79
132(5660 MHz)	14.11
136(5680 MHz)	14.05
140(5700 MHz)	13.93
144(5720 MHz)	13.80
149(5745 MHz)	13.62
153(5765 MHz)	13.51
157(5785 MHz)	13.44
161(5805 MHz)	13.39
165(5825 MHz)	13.49
tune up	15.00

**Wi-Fi 5G –DSI1/4**

802.11a(dBm)	
Channel\data rate	6Mbps
36(5180 MHz)	13.60
40(5200 MHz)	13.52
44(5220 MHz)	13.32
48(5240 MHz)	13.55
52(5260 MHz)	13.49
56(5280 MHz)	13.51
60(5300 MHz)	13.53
64(5320 MHz)	13.40
100(5500 MHz)	13.62
104(5520 MHz)	13.56
108(5540 MHz)	13.05
112(5560 MHz)	13.01
116(5580 MHz)	12.94
120(5600 MHz)	13.02
124(5620 MHz)	12.92
128(5640 MHz)	12.80
132(5660 MHz)	13.18
136(5680 MHz)	13.20
140(5700 MHz)	13.06
144(5720 MHz)	12.91
149(5745 MHz)	12.70
153(5765 MHz)	12.68
157(5785 MHz)	12.54
161(5805 MHz)	12.44
165(5825 MHz)	12.71
tune up	14.00

**Wi-Fi 5G –DSI2**

802.11a(dBm)	
Channel\data rate	6Mbps
36(5180 MHz)	17.60
40(5200 MHz)	17.72
44(5220 MHz)	17.80
48(5240 MHz)	17.82
52(5260 MHz)	17.91
56(5280 MHz)	17.90
60(5300 MHz)	17.86
64(5320 MHz)	17.85
100(5500 MHz)	18.24

104(5520 MHz)	18.22
108(5540 MHz)	17.56
112(5560 MHz)	17.61
116(5580 MHz)	17.51
120(5600 MHz)	17.35
124(5620 MHz)	17.51
128(5640 MHz)	17.39
132(5660 MHz)	17.97
136(5680 MHz)	17.43
140(5700 MHz)	17.68
144(5720 MHz)	17.55
149(5745 MHz)	17.42
153(5765 MHz)	17.23
157(5785 MHz)	17.15
161(5805 MHz)	17.05
165(5825 MHz)	17.31
tune up	18.50

**Wi-Fi 5G –DSI3**

802.11a(dBm)	
Channel\data rate	6Mbps
36(5180 MHz)	10.26
40(5200 MHz)	10.15
44(5220 MHz)	10.13
48(5240 MHz)	10.19
52(5260 MHz)	10.05
56(5280 MHz)	9.99
60(5300 MHz)	9.87
64(5320 MHz)	9.90
100(5500 MHz)	10.21
104(5520 MHz)	10.06
108(5540 MHz)	10.15
112(5560 MHz)	9.57
116(5580 MHz)	9.66
120(5600 MHz)	9.59
124(5620 MHz)	9.51
128(5640 MHz)	9.43
132(5660 MHz)	9.77
136(5680 MHz)	9.62
140(5700 MHz)	9.54
144(5720 MHz)	9.44
149(5745 MHz)	9.30



153(5765 MHz)	9.14
157(5785 MHz)	8.94
161(5805 MHz)	8.83
165(5825 MHz)	9.22
tune up	10.50

**Wi-Fi 5G –DSI5**

802.11a(dBm)	
Channel\data rate	6Mbps
36(5180 MHz)	10.89
40(5200 MHz)	10.98
44(5220 MHz)	10.80
48(5240 MHz)	11.04
52(5260 MHz)	11.06
56(5280 MHz)	11.00
60(5300 MHz)	10.88
64(5320 MHz)	10.91
100(5500 MHz)	10.61
104(5520 MHz)	10.63
108(5540 MHz)	10.55
112(5560 MHz)	10.57
116(5580 MHz)	10.59
120(5600 MHz)	10.57
124(5620 MHz)	10.48
128(5640 MHz)	10.25
132(5660 MHz)	10.44
136(5680 MHz)	10.42
140(5700 MHz)	10.68
144(5720 MHz)	10.24
149(5745 MHz)	10.05
153(5765 MHz)	9.88
157(5785 MHz)	10.09
161(5805 MHz)	10.25
165(5825 MHz)	10.20
tuneu up	11.50

**11.5 5G NR Measurement result**

SA-NR			ENDC-NR		
Hotspot off/on+Receiver on	Hotspot on+Receiver off	Hotspot off+Receiver off	Hotspot off/on+Receiver on	Hotspot on+Receiver off	Hotspot off+Receiver off
DSI0	DSI1	DSI2	DSI3	DSI4	DSI5

**N25-ANT2 DSI0**

No.	Test Freq Description	5G-n25							Tune up	Power Results (dBm)
		SCS (kHz)	NR BW (MHz)	Modulation	RB allocation		NR Test Freq. (MHz)	NR Test CH.		n25
1	High	15	5	DFT-s-OFDM QPSK	Inner_Full	12_6	1912.5	382500	20.00	18.86
2	Middle	15	5	DFT-s-OFDM QPSK	Inner_Full	12_6	1882.5	376500	20.00	19.05
3	Low	15	5	DFT-s-OFDM QPSK	Inner_Full	12_6	1852.5	370500	20.00	18.84
4	High	15	20	DFT-s-OFDM QPSK	Inner_Full	50_25	1905	381000	20.00	18.95
5	Middle	15	20	DFT-s-OFDM QPSK	Inner_Full	50_25	1882.5	376500	20.00	19.02
6	Low	15	20	DFT-s-OFDM QPSK	Inner_Full	50_25	1860	372000	20.00	18.88
No.	Test Freq Description	5G-n25							Tune up	Power Results (dBm)
		SCS (kHz)	NR BW (MHz)	Modulation	RB allocation		NR Test Freq. (MHz)	NR Test CH.		n25
1	Middle	15	5	DFT-s-OFDM P1/2 BPSK1	Inner_Full	12_6	1882.5	376500	20.00	19.03
2	Middle	15	5	DFT-s-OFDM 16QAM	Inner_Full	12_6	1882.5	376500	20.00	19.04
3	Middle	15	5	DFT-s-OFDM 64QAM	Inner_Full	12_6	1882.5	376500	20.00	19.02
4	Middle	15	5	DFT-s-OFDM 256QAM	Inner_Full	12_6	1882.5	376500	20.00	19.01
5	Middle	15	5	CP-OFDM QPSK	Inner_Full	12_6	1882.5	376500	20.00	19.04
6	Middle	15	5	CP-OFDM 16QAM	Inner_Full	12_6	1882.5	376500	20.00	19.01
7	Middle	15	5	CP-OFDM 64QAM	Inner_Full	12_6	1882.5	376500	20.00	19.01
8	Middle	15	5	CP-OFDM 256QAM	Inner_Full	12_6	1882.5	376500	20.00	17.63
9	Middle	15	5	DFT-s-OFDM QPSK	Edge_Full_Right	2_23	1882.5	376500	20.00	19.03
10	Middle	15	5	DFT-s-OFDM QPSK	Edge_Full_Left	2_0	1882.5	376500	20.00	19.06
11	Middle	15	5	DFT-s-OFDM QPSK	Edge_1RB_Right	1_24	1882.5	376500	20.00	18.94
12	Middle	15	5	DFT-s-OFDM QPSK	Edge_1RB_Left	1_0	1882.5	376500	20.00	18.95
13	Middle	15	5	DFT-s-OFDM QPSK	Inner_1RB_Right	1_23	1882.5	376500	20.00	18.97
14	Middle	15	5	DFT-s-OFDM QPSK	Inner_1RB_Left	1_1	1882.5	376500	20.00	18.98
15	Middle	15	5	DFT-s-OFDM QPSK	Outer_Full	25_0	1882.5	376500	20.00	19.03
14	High	15	10	DFT-s-OFDM QPSK	Inner_Full	25_12	1910	382000	20.00	18.93
15	Middle	15	10	DFT-s-OFDM QPSK	Inner_Full	25_12	1882.5	376500	20.00	19.03
16	Low	15	10	DFT-s-OFDM QPSK	Inner_Full	25_12	1855	371000	20.00	18.95
17	High	15	15	DFT-s-OFDM QPSK	Inner_Full	36_18	1907.5	381500	20.00	18.89
18	Middle	15	15	DFT-s-OFDM QPSK	Inner_Full	36_18	1882.5	376500	20.00	19.02
19	Low	15	15	DFT-s-OFDM QPSK	Inner_Full	36_18	1857.5	371500	20.00	18.93



**N25-ANT2 DSI1**

No.	Test Freq Description	5G-n25							Tune up	Power Results (dBm)
		SCS (kHz)	NR BW (MHz)	Modulation	RB allocation		NR Test Freq. (MHz)	NR Test CH.		n25
1	High	15	5	DFT-s-OFDM QPSK	Inner_Full	12_6	1912.5	382500	22.00	21.26
2	Middle	15	5	DFT-s-OFDM QPSK	Inner_Full	12_6	1882.5	376500	22.00	21.38
3	Low	15	5	DFT-s-OFDM QPSK	Inner_Full	12_6	1852.5	370500	22.00	21.15
4	High	15	20	DFT-s-OFDM QPSK	Inner_Full	50_25	1905	381000	22.00	21.35
5	Middle	15	20	DFT-s-OFDM QPSK	Inner_Full	50_25	1882.5	376500	22.00	21.16
6	Low	15	20	DFT-s-OFDM QPSK	Inner_Full	50_25	1860	372000	22.00	21.14
No.	Test Freq Description	5G-n25							Tune up	Power Results (dBm)
		SCS (kHz)	NR BW (MHz)	Modulation	RB allocation		NR Test Freq. (MHz)	NR Test CH.		n25
1	Middle	15	5	DFT-s-OFDM PI/2 BPSK1	Inner_Full	12_6	1882.5	376500	22.00	21.23
2	Middle	15	5	DFT-s-OFDM 16QAM	Inner_Full	12_6	1882.5	376500	22.00	21.26
3	Middle	15	5	DFT-s-OFDM 64QAM	Inner_Full	12_6	1882.5	376500	22.00	21.22
4	Middle	15	5	DFT-s-OFDM 256QAM	Inner_Full	12_6	1882.5	376500	22.00	20.72
5	Middle	15	5	CP-OFDM QPSK	Inner_Full	12_6	1882.5	376500	22.00	21.25
6	Middle	15	5	CP-OFDM 16QAM	Inner_Full	12_6	1882.5	376500	22.00	21.34
7	Middle	15	5	CP-OFDM 64QAM	Inner_Full	12_6	1882.5	376500	22.00	21.31
8	Middle	15	5	CP-OFDM 256QAM	Inner_Full	12_6	1882.5	376500	22.00	18.61
9	Middle	15	5	DFT-s-OFDM QPSK	Edge_Full_Right	2_23	1882.5	376500	22.00	21.26
10	Middle	15	5	DFT-s-OFDM QPSK	Edge_Full_Left	2_0	1882.5	376500	22.00	21.31
11	Middle	15	5	DFT-s-OFDM QPSK	Edge_1RB_Right	1_24	1882.5	376500	22.00	21.14
12	Middle	15	5	DFT-s-OFDM QPSK	Edge_1RB_Left	1_0	1882.5	376500	22.00	21.22
13	Middle	15	5	DFT-s-OFDM QPSK	Inner_1RB_Right	1_23	1882.5	376500	22.00	21.16
14	Middle	15	5	DFT-s-OFDM QPSK	Inner_1RB_Left	1_1	1882.5	376500	22.00	21.22
15	Middle	15	5	DFT-s-OFDM QPSK	Outer_Full	25_0	1882.5	376500	22.00	21.31
14	High	15	10	DFT-s-OFDM QPSK	Inner_Full	25_12	1910	382000	22.00	21.08
15	Middle	15	10	DFT-s-OFDM QPSK	Inner_Full	25_12	1882.5	376500	22.00	21.24
16	Low	15	10	DFT-s-OFDM QPSK	Inner_Full	25_12	1855	371000	22.00	20.94
17	High	15	15	DFT-s-OFDM QPSK	Inner_Full	36_18	1907.5	381500	22.00	21.12
18	Middle	15	15	DFT-s-OFDM QPSK	Inner_Full	36_18	1882.5	376500	22.00	21.32
19	Low	15	15	DFT-s-OFDM QPSK	Inner_Full	36_18	1857.5	371500	22.00	21.00

**N25-ANT2 DSI2**

No.	Test Freq Description	5G-n25							Tune up	Power Results (dBm)
		SCS (kHz)	NR BW (MHz)	Modulation	RB allocation		NR Test Freq. (MHz)	NR Test CH.		n25
1	High	15	5	DFT-s-OFDM QPSK	Inner_Full	12_6	1912.5	382500	24.00	23.37
2	Middle	15	5	DFT-s-OFDM QPSK	Inner_Full	12_6	1882.5	376500	24.00	23.40
3	Low	15	5	DFT-s-OFDM QPSK	Inner_Full	12_6	1852.5	370500	24.00	23.26
4	High	15	20	DFT-s-OFDM QPSK	Inner_Full	50_25	1905	381000	24.00	23.35
5	Middle	15	20	DFT-s-OFDM QPSK	Inner_Full	50_25	1882.5	376500	24.00	23.28
6	Low	15	20	DFT-s-OFDM QPSK	Inner_Full	50_25	1860	372000	24.00	23.14
No.	Test Freq Description	5G-n25							Tune up	Power Results (dBm)
		SCS (kHz)	NR BW (MHz)	Modulation	RB allocation		NR Test Freq. (MHz)	NR Test CH.		n25
1	Middle	15	5	DFT-s-OFDM PI/2 BPSK1	Inner_Full	12_6	1882.5	376500	24.00	23.28
2	Middle	15	5	DFT-s-OFDM 16QAM	Inner_Full	12_6	1882.5	376500	24.00	23.32
3	Middle	15	5	DFT-s-OFDM 64QAM	Inner_Full	12_6	1882.5	376500	24.00	23.27
4	Middle	15	5	DFT-s-OFDM 256QAM	Inner_Full	12_6	1882.5	376500	24.00	22.66
5	Middle	15	5	CP-OFDM QPSK	Inner_Full	12_6	1882.5	376500	24.00	23.31
6	Middle	15	5	CP-OFDM 16QAM	Inner_Full	12_6	1882.5	376500	24.00	23.21
7	Middle	15	5	CP-OFDM 64QAM	Inner_Full	12_6	1882.5	376500	24.00	23.37
8	Middle	15	5	CP-OFDM 256QAM	Inner_Full	12_6	1882.5	376500	24.00	20.15
9	Middle	15	5	DFT-s-OFDM QPSK	Edge_Full_Right	2_23	1882.5	376500	24.00	23.32
10	Middle	15	5	DFT-s-OFDM QPSK	Edge_Full_Left	2_0	1882.5	376500	24.00	23.37
11	Middle	15	5	DFT-s-OFDM QPSK	Edge_1RB_Right	1_24	1882.5	376500	24.00	23.17
12	Middle	15	5	DFT-s-OFDM QPSK	Edge_1RB_Left	1_0	1882.5	376500	24.00	23.27
13	Middle	15	5	DFT-s-OFDM QPSK	Inner_1RB_Right	1_23	1882.5	376500	24.00	23.20
14	Middle	15	5	DFT-s-OFDM QPSK	Inner_1RB_Left	1_1	1882.5	376500	24.00	23.27
15	Middle	15	5	DFT-s-OFDM QPSK	Outer_Full	25_0	1882.5	376500	24.00	23.37
14	High	15	10	DFT-s-OFDM QPSK	Inner_Full	25_12	1910	382000	24.00	23.11
15	Middle	15	10	DFT-s-OFDM QPSK	Inner_Full	25_12	1882.5	376500	24.00	23.29
16	Low	15	10	DFT-s-OFDM QPSK	Inner_Full	25_12	1855	371000	24.00	22.93
17	High	15	15	DFT-s-OFDM QPSK	Inner_Full	36_18	1907.5	381500	24.00	23.15
18	Middle	15	15	DFT-s-OFDM QPSK	Inner_Full	36_18	1882.5	376500	24.00	23.39
19	Low	15	15	DFT-s-OFDM QPSK	Inner_Full	36_18	1857.5	371500	24.00	23.00

**N66-ANT2 DSI0**

No.	Test Freq Description	5G-n66							Tune up	Power Results (dBm)
		SCS (kHz)	NR BW (MHz)	Modulation	RB allocation		NR Test Freq. (MHz)	NR Test CH.		n66
1	High	15	5	DFT-s-OFDM QPSK	Inner_Full	12_6	1777.5	355500	21.00	20.07
2	Middle	15	5	DFT-s-OFDM QPSK	Inner_Full	12_6	1745	349000	21.00	20.14
3	Low	15	5	DFT-s-OFDM QPSK	Inner_Full	12_6	1712.5	342500	21.00	20.14
4	High	15	40	DFT-s-OFDM QPSK	Inner_Full	108_54	1760	352000	21.00	20.17
5	Middle	15	40	DFT-s-OFDM QPSK	Inner_Full	108_54	1745	349000	21.00	20.13
6	Low	15	40	DFT-s-OFDM QPSK	Inner_Full	108_54	1730	346000	21.00	20.09
No.	Test Freq Description	5G-n66							Tune up	Power Results (dBm)
		SCS (kHz)	NR BW (MHz)	Modulation	RB allocation		NR Test Freq. (MHz)	NR Test CH.		n66
1	Middle	15	5	DFT-s-OFDM PI/2 BPSK1	Inner_Full	12_6	1745	349000	21.00	19.98
2	Middle	15	5	DFT-s-OFDM 16QAM	Inner_Full	12_6	1745	349000	21.00	19.97
3	Middle	15	5	DFT-s-OFDM 64QAM	Inner_Full	12_6	1745	349000	21.00	20
4	Middle	15	5	DFT-s-OFDM 256QAM	Inner_Full	12_6	1745	349000	21.00	19.5
5	Middle	15	5	CP-OFDM QPSK	Inner_Full	12_6	1745	349000	21.00	19.97
6	Middle	15	5	CP-OFDM 16QAM	Inner_Full	12_6	1745	349000	21.00	19.99
7	Middle	15	5	CP-OFDM 64QAM	Inner_Full	12_6	1745	349000	21.00	20.02
8	Middle	15	5	CP-OFDM 256QAM	Inner_Full	12_6	1745	349000	21.00	19.63
9	Middle	15	5	DFT-s-OFDM QPSK	Edge_Full_Right	2_23	1745	349000	21.00	19.95
10	Middle	15	5	DFT-s-OFDM QPSK	Edge_Full_Left	2_0	1745	349000	21.00	20
11	Middle	15	5	DFT-s-OFDM QPSK	Edge_1RB_Right	1_24	1745	349000	21.00	19.84
12	Middle	15	5	DFT-s-OFDM QPSK	Edge_1RB_Left	1_0	1745	349000	21.00	19.9
13	Middle	15	5	DFT-s-OFDM QPSK	Inner_1RB_Right	1_23	1745	349000	21.00	19.85
14	Middle	15	5	DFT-s-OFDM QPSK	Inner_1RB_Left	1_1	1745	349000	21.00	19.9
15	Middle	15	5	DFT-s-OFDM QPSK	Outer_Full	25_0	1745	349000	21.00	19.96
14	High	15	10	DFT-s-OFDM QPSK	Inner_Full	25_12	1775	355000	21.00	19.76
15	Middle	15	10	DFT-s-OFDM QPSK	Inner_Full	25_12	1745	349000	21.00	19.92
16	Low	15	10	DFT-s-OFDM QPSK	Inner_Full	25_12	1715	343000	21.00	19.84
17	High	15	15	DFT-s-OFDM QPSK	Inner_Full	36_18	1772.5	354500	21.00	19.77
18	Middle	15	15	DFT-s-OFDM QPSK	Inner_Full	36_18	1745	349000	21.00	19.95
19	Low	15	15	DFT-s-OFDM QPSK	Inner_Full	36_18	1717.5	343500	21.00	19.89
17	High	15	20	DFT-s-OFDM QPSK	Inner_Full	50_25	1770	354000	21.00	19.83
18	Middle	15	20	DFT-s-OFDM QPSK	Inner_Full	50_25	1745	349000	21.00	20.01
19	Low	15	20	DFT-s-OFDM QPSK	Inner_Full	50_25	1720	344000	21.00	19.9
17	High	15	25	DFT-s-OFDM QPSK	Inner_Full	64-32	1767.5	353500	21.00	19.76
18	Middle	15	25	DFT-s-OFDM QPSK	Inner_Full	64-32	1745	349000	21.00	19.92
19	Low	15	25	DFT-s-OFDM QPSK	Inner_Full	64-32	1722.5	344500	21.00	19.88
17	High	15	30	DFT-s-OFDM QPSK	Inner_Full	80_40	1765	35300	21.00	19.84
18	Middle	15	30	DFT-s-OFDM QPSK	Inner_Full	80_40	1745	349000	21.00	19.96
19	Low	15	30	DFT-s-OFDM QPSK	Inner_Full	80_40	1725	345000	21.00	19.92

**N66-ANT2 DSI1**

No.	Test Freq Description	5G-n66							Tune up	Power Results (dBm)
		SCS (kHz)	NR BW (MHz)	Modulation	RB allocation		NR Test Freq. (MHz)	NR Test CH.		n66
1	High	15	5	DFT-s-OFDM QPSK	Inner_Full	12_6	1777.5	355500	22.00	21.02
2	Middle	15	5	DFT-s-OFDM QPSK	Inner_Full	12_6	1745	349000	22.00	21.07
3	Low	15	5	DFT-s-OFDM QPSK	Inner_Full	12_6	1712.5	342500	22.00	21.09
4	High	15	40	DFT-s-OFDM QPSK	Inner_Full	108_54	1760	352000	22.00	21.20
5	Middle	15	40	DFT-s-OFDM QPSK	Inner_Full	108_54	1745	349000	22.00	21.16
6	Low	15	40	DFT-s-OFDM QPSK	Inner_Full	108_54	1730	346000	22.00	21.09
No.	Test Freq Description	5G-n66							Tune up	Power Results (dBm)
		SCS (kHz)	NR BW (MHz)	Modulation	RB allocation		NR Test Freq. (MHz)	NR Test CH.		n66
1	Middle	15	5	DFT-s-OFDM P1/2 BPSK1	Inner_Full	12_6	1745	349000	22.00	21.02
2	Middle	15	5	DFT-s-OFDM 16QAM	Inner_Full	12_6	1745	349000	22.00	21.00
3	Middle	15	5	DFT-s-OFDM 64QAM	Inner_Full	12_6	1745	349000	22.00	21.04
4	Middle	15	5	DFT-s-OFDM 256QAM	Inner_Full	12_6	1745	349000	22.00	20.48
5	Middle	15	5	CP-OFDM QPSK	Inner_Full	12_6	1745	349000	22.00	21.00
6	Middle	15	5	CP-OFDM 16QAM	Inner_Full	12_6	1745	349000	22.00	21.03
7	Middle	15	5	CP-OFDM 64QAM	Inner_Full	12_6	1745	349000	22.00	21.06
8	Middle	15	5	CP-OFDM 256QAM	Inner_Full	12_6	1745	349000	22.00	20.40
9	Middle	15	5	DFT-s-OFDM QPSK	Edge_Full_Right	2_23	1745	349000	22.00	20.98
10	Middle	15	5	DFT-s-OFDM QPSK	Edge_Full_Left	2_0	1745	349000	22.00	21.04
11	Middle	15	5	DFT-s-OFDM QPSK	Edge_1RB_Right	1_24	1745	349000	22.00	20.86
12	Middle	15	5	DFT-s-OFDM QPSK	Edge_1RB_Left	1_0	1745	349000	22.00	20.93
13	Middle	15	5	DFT-s-OFDM QPSK	Inner_1RB_Right	1_23	1745	349000	22.00	20.87
14	Middle	15	5	DFT-s-OFDM QPSK	Inner_1RB_Left	1_1	1745	349000	22.00	20.93
15	Middle	15	5	DFT-s-OFDM QPSK	Outer_Full	25_0	1745	349000	22.00	20.99
14	High	15	10	DFT-s-OFDM QPSK	Inner_Full	25_12	1775	355000	22.00	20.77
15	Middle	15	10	DFT-s-OFDM QPSK	Inner_Full	25_12	1745	349000	22.00	20.95
16	Low	15	10	DFT-s-OFDM QPSK	Inner_Full	25_12	1715	343000	22.00	20.86
17	High	15	15	DFT-s-OFDM QPSK	Inner_Full	36_18	1772.5	354500	22.00	20.78
18	Middle	15	15	DFT-s-OFDM QPSK	Inner_Full	36_18	1745	349000	22.00	20.98
19	Low	15	15	DFT-s-OFDM QPSK	Inner_Full	36_18	1717.5	343500	22.00	20.92
17	High	15	20	DFT-s-OFDM QPSK	Inner_Full	50_25	1770	354000	22.00	20.85
18	Middle	15	20	DFT-s-OFDM QPSK	Inner_Full	50_25	1745	349000	22.00	21.05
19	Low	15	20	DFT-s-OFDM QPSK	Inner_Full	50_25	1720	344000	22.00	20.93
17	High	15	25	DFT-s-OFDM QPSK	Inner_Full	64-32	1767.5	353500	22.00	20.77
18	Middle	15	25	DFT-s-OFDM QPSK	Inner_Full	64-32	1745	349000	22.00	20.95
19	Low	15	25	DFT-s-OFDM QPSK	Inner_Full	64-32	1722.5	344500	22.00	20.90
17	High	15	30	DFT-s-OFDM QPSK	Inner_Full	80_40	1765	35300	22.00	20.86
18	Middle	15	30	DFT-s-OFDM QPSK	Inner_Full	80_40	1745	349000	22.00	20.99
19	Low	15	30	DFT-s-OFDM QPSK	Inner_Full	80_40	1725	345000	22.00	20.95

**N66-ANT2 DSI2**

No.	Test Freq Description	5G-n66							Tune up	Power Results (dBm)
		SCS (kHz)	NR BW (MHz)	Modulation	RB allocation		NR Test Freq. (MHz)	NR Test CH.		n66
1	High	15	5	DFT-s-OFDM QPSK	Inner_Full	12_6	1777.5	355500	24.00	23.08
2	Middle	15	5	DFT-s-OFDM QPSK	Inner_Full	12_6	1745	349000	24.00	23.11
3	Low	15	5	DFT-s-OFDM QPSK	Inner_Full	12_6	1712.5	342500	24.00	23.16
4	High	15	40	DFT-s-OFDM QPSK	Inner_Full	108_54	1760	352000	24.00	23.14
5	Middle	15	40	DFT-s-OFDM QPSK	Inner_Full	108_54	1745	349000	24.00	23.07
6	Low	15	40	DFT-s-OFDM QPSK	Inner_Full	108_54	1730	346000	24.00	23.02
No.	Test Freq Description	5G-n66							Tune up	Power Results (dBm)
		SCS (kHz)	NR BW (MHz)	Modulation	RB allocation		NR Test Freq. (MHz)	NR Test CH.		n66
1	Middle	15	5	DFT-s-OFDM P1/2 BPSK1	Inner_Full	12_6	1745	349000	24.00	22.32
2	Middle	15	5	DFT-s-OFDM 16QAM	Inner_Full	12_6	1745	349000	24.00	22.31
3	Middle	15	5	DFT-s-OFDM 64QAM	Inner_Full	12_6	1745	349000	24.00	22.35
4	Middle	15	5	DFT-s-OFDM 256QAM	Inner_Full	12_6	1745	349000	22.00	21.69
5	Middle	15	5	CP-OFDM QPSK	Inner_Full	12_6	1745	349000	24.00	22.31
6	Middle	15	5	CP-OFDM 16QAM	Inner_Full	12_6	1745	349000	24.00	22.33
7	Middle	15	5	CP-OFDM 64QAM	Inner_Full	12_6	1745	349000	24.00	22.37
8	Middle	15	5	CP-OFDM 256QAM	Inner_Full	12_6	1745	349000	21.00	19.22
9	Middle	15	5	DFT-s-OFDM QPSK	Edge_Full_Right	2_23	1745	349000	24.00	22.28
10	Middle	15	5	DFT-s-OFDM QPSK	Edge_Full_Left	2_0	1745	349000	24.00	22.35
11	Middle	15	5	DFT-s-OFDM QPSK	Edge_1RB_Right	1_24	1745	349000	24.00	22.13
12	Middle	15	5	DFT-s-OFDM QPSK	Edge_1RB_Left	1_0	1745	349000	24.00	22.21
13	Middle	15	5	DFT-s-OFDM QPSK	Inner_1RB_Right	1_23	1745	349000	24.00	22.15
14	Middle	15	5	DFT-s-OFDM QPSK	Inner_1RB_Left	1_1	1745	349000	24.00	22.21
15	Middle	15	5	DFT-s-OFDM QPSK	Outer_Full	25_0	1745	349000	24.00	22.29
14	High	15	10	DFT-s-OFDM QPSK	Inner_Full	25_12	1775	355000	24.00	22.03
15	Middle	15	10	DFT-s-OFDM QPSK	Inner_Full	25_12	1745	349000	24.00	22.24
16	Low	15	10	DFT-s-OFDM QPSK	Inner_Full	25_12	1715	343000	24.00	22.13
17	High	15	15	DFT-s-OFDM QPSK	Inner_Full	36_18	1772.5	354500	24.00	22.04
18	Middle	15	15	DFT-s-OFDM QPSK	Inner_Full	36_18	1745	349000	24.00	22.28
19	Low	15	15	DFT-s-OFDM QPSK	Inner_Full	36_18	1717.5	343500	24.00	22.20
17	High	15	20	DFT-s-OFDM QPSK	Inner_Full	50_25	1770	354000	24.00	22.12
18	Middle	15	20	DFT-s-OFDM QPSK	Inner_Full	50_25	1745	349000	24.00	22.36
19	Low	15	20	DFT-s-OFDM QPSK	Inner_Full	50_25	1720	344000	24.00	22.21
17	High	15	25	DFT-s-OFDM QPSK	Inner_Full	64-32	1767.5	353500	24.00	22.03
18	Middle	15	25	DFT-s-OFDM QPSK	Inner_Full	64-32	1745	349000	24.00	22.24
19	Low	15	25	DFT-s-OFDM QPSK	Inner_Full	64-32	1722.5	344500	24.00	22.19
17	High	15	30	DFT-s-OFDM QPSK	Inner_Full	80_40	1765	35300	24.00	22.13
18	Middle	15	30	DFT-s-OFDM QPSK	Inner_Full	80_40	1745	349000	24.00	22.29
19	Low	15	30	DFT-s-OFDM QPSK	Inner_Full	80_40	1725	345000	24.00	22.24

**N71-ANT0 DSI0/1/2/3/4/5**

No.	Test Freq Description	5G-n71							Tune up	Power Results (dBm)
		SCS (kHz)	NR BW (MHz)	Modulation	RB allocation		NR Test Freq. (MHz)	NR Test CH.		n71
1	High	15	5	DFT-s-OFDM QPSK	Inner_Full	12_6	695.5	139100	24.50	23.45
2	Middle	15	5	DFT-s-OFDM QPSK	Inner_Full	12_6	680.5	136100	24.50	23.38
3	Low	15	5	DFT-s-OFDM QPSK	Inner_Full	12_6	665.5	133100	24.50	23.43
4	High	15	20	DFT-s-OFDM QPSK	Inner_Full	50_25	688	137600	24.50	23.48
5	Middle	15	20	DFT-s-OFDM QPSK	Inner_Full	50_25	680.5	136100	24.50	23.34
6	Low	15	20	DFT-s-OFDM QPSK	Inner_Full	50_25	673	134600	24.50	23.29
No.	Test Freq Description	5G-n71							Tune up	Power Results (dBm)
		SCS (kHz)	NR BW (MHz)	Modulation	RB allocation		NR Test Freq. (MHz)	NR Test CH.		n71
1	Middle	15	5	DFT-s-OFDM PI/2 BPSK1	Inner_Full	12_6	680.5	136100	24.50	23.33
2	Middle	15	5	DFT-s-OFDM 16QAM	Inner_Full	12_6	680.5	136100	23.50	22.28
3	Middle	15	5	DFT-s-OFDM 64QAM	Inner_Full	12_6	680.5	136100	22.50	20.76
4	Middle	15	5	DFT-s-OFDM 256QAM	Inner_Full	12_6	680.5	136100	20.50	18.8
5	Middle	15	5	CP-OFDM QPSK	Inner_Full	12_6	680.5	136100	23.50	21.8
6	Middle	15	5	CP-OFDM 16QAM	Inner_Full	12_6	680.5	136100	22.50	21.36
7	Middle	15	5	CP-OFDM 64QAM	Inner_Full	12_6	680.5	136100	20.50	19.83
8	Middle	15	5	CP-OFDM 256QAM	Inner_Full	12_6	680.5	136100	18.50	16.72
9	Middle	15	5	DFT-s-OFDM QPSK	Edge_Full_Right	2_23	680.5	136100	23.50	22.32
10	Middle	15	5	DFT-s-OFDM QPSK	Edge_Full_Left	2_0	680.5	136100	22.50	22.2
11	Middle	15	5	DFT-s-OFDM QPSK	Edge_1RB_Right	1_24	680.5	136100	23.50	22.18
12	Middle	15	5	DFT-s-OFDM QPSK	Edge_1RB_Left	1_0	680.5	136100	22.50	22.09
13	Middle	15	5	DFT-s-OFDM QPSK	Inner_1RB_Right	1_23	680.5	136100	24.50	23.18
14	Middle	15	5	DFT-s-OFDM QPSK	Inner_1RB_Left	1_1	680.5	136100	24.50	23.11
15	Middle	15	5	DFT-s-OFDM QPSK	Outer_Full	25_0	680.5	136100	23.50	22.3
14	High	15	10	DFT-s-OFDM QPSK	Inner_Full	25_12	693	138600	24.50	23.37
15	Middle	15	10	DFT-s-OFDM QPSK	Inner_Full	25_12	680.5	136100	24.50	23.25
16	Low	15	10	DFT-s-OFDM QPSK	Inner_Full	25_12	668	133600	24.50	23.18
17	High	15	15	DFT-s-OFDM QPSK	Inner_Full	36_18	690.5	138100	24.50	23.35
18	Middle	15	15	DFT-s-OFDM QPSK	Inner_Full	36_18	680.5	136100	24.50	23.21
19	Low	15	15	DFT-s-OFDM QPSK	Inner_Full	36_18	670.5	134100	24.50	23.19

**N41-ANT4 DSI0/3**

No.	Test Freq Description	5G-n41							Tune up	Power Results (dBm)
		SCS (kHz)	NR BW (MHz)	Modulation	RB allocation		NR Test Freq. (MHz)	NR Test CH.		n41
1	High	30	10	DFT-s-OFDM QPSK	Inner_Full	12_6	2685	537000	17	16.33
2	Middle1	30	10	DFT-s-OFDM QPSK	Inner_Full	12_6	2639	527799	17	16.24
3	Middle2	30	10	DFT-s-OFDM QPSK	Inner_Full	12_6	2592.99	518598	17	16.30
4	Middle3	30	10	DFT-s-OFDM QPSK	Inner_Full	12_6	2555.02	509406	17	16.09
5	Low	30	10	DFT-s-OFDM QPSK	Inner_Full	12_6	2501.01	500205	17	16.24
6	High	30	100	DFT-s-OFDM QPSK	Inner_Full	135_67	2640	528000	17	16.03
7	Middle1	30	100	DFT-s-OFDM QPSK	Inner_Full	135_67	2616.495	523299	17	15.98
8	Middle2	30	100	DFT-s-OFDM QPSK	Inner_Full	135_67	2592.99	518598	17	16.15
9	Middle3	30	100	DFT-s-OFDM QPSK	Inner_Full	135_67	2569.5	513900	17	16.02
10	Low	30	100	DFT-s-OFDM QPSK	Inner_Full	135_67	2546.01	509202	17	15.95
No.	Test Freq Description	5G-n41							Tune up	Power Results (dBm)
		SCS (kHz)	NR BW (MHz)	Modulation	RB allocation		NR Test Freq. (MHz)	NR Test CH.		n41
1	Middle2	30	10	DFT-s-OFDM PI/2 BPSK1	Inner_Full	12_6	2592.99	518598	17	16.32
2	Middle2	30	10	DFT-s-OFDM 16QAM	Inner_Full	12_6	2592.99	518598	17	16.42
3	Middle2	30	10	DFT-s-OFDM 64QAM	Inner_Full	12_6	2592.99	518598	17	16.41
4	Middle2	30	10	DFT-s-OFDM 256QAM	Inner_Full	12_6	2592.99	518598	17	16.44
5	Middle2	30	10	CP-OFDM QPSK	Inner_Full	12_6	2592.99	518598	17	16.28
6	Middle2	30	10	CP-OFDM 16QAM	Inner_Full	12_6	2592.99	518598	17	16.39
7	Middle2	30	10	CP-OFDM 64QAM	Inner_Full	12_6	2592.99	518598	17	16.33
8	Middle2	30	10	CP-OFDM 256QAM	Inner_Full	12_6	2592.99	518598	17	16.28
9	Middle	30	10	DFT-s-OFDM QPSK	Edge_Full_Right	2_22	2592.99	518598	17	16.25
10	Middle	30	10	DFT-s-OFDM QPSK	Edge_Full_Left	2_0	2592.99	518598	17	16.25
11	Middle	30	10	DFT-s-OFDM QPSK	Edge_1RB_Right	1_23	2592.99	518598	17	16.19
12	Middle	30	10	DFT-s-OFDM QPSK	Edge_1RB_Left	1_0	2592.99	518598	17	16.28
13	Middle	30	10	DFT-s-OFDM QPSK	Inner_1RB_Right	1_22	2592.99	518598	17	16.17
14	Middle	30	10	DFT-s-OFDM QPSK	Inner_1RB_Left	1_1	2592.99	518598	17	16.27
15	Middle	30	10	DFT-s-OFDM QPSK	Outer_Full	25_0	2592.99	518598	17	16.24
16	Middle2	30	15	DFT-s-OFDM QPSK	Inner_Full	18_9	2592.99	518598	17	16.29
17	Middle2	30	20	DFT-s-OFDM QPSK	Inner_Full	25_12	2592.99	518598	17	16.29
18	Middle2	30	30	DFT-s-OFDM QPSK	Inner_Full	36_18	2592.99	518598	17	16.27
19	Middle2	30	40	DFT-s-OFDM QPSK	Inner_Full	50_25	2592.99	518598	17	16.17
20	Middle2	30	50	DFT-s-OFDM QPSK	Inner_Full	64_32	2592.99	518598	17	16.24
21	Middle2	30	60	DFT-s-OFDM QPSK	Inner_Full	81_40	2592.99	518598	17	16.21
22	Middle2	30	70	DFT-s-OFDM QPSK	Inner_Full	90_45	2592.99	518598	17	16.24
23	Middle2	30	80	DFT-s-OFDM QPSK	Inner_Full	108_54	2592.99	518598	17	16.26
24	Middle2	30	90	DFT-s-OFDM QPSK	Inner_Full	120_60	2592.99	518598	17	16.17

**N41-ANT4 DSI1/4**

No.	Test Freq Description	5G-n41							Power Results (dBm)	
		SCS (kHz)	NR BW (MHz)	Modulation	RB allocation		NR Test Freq. (MHz)	NR Test CH.	Tune up	n41
1	High	30	10	DFT-s-OFDM QPSK	Inner_Full	12.6	2685	537000	19	18.41
2	Middle1	30	10	DFT-s-OFDM QPSK	Inner_Full	12.6	2639	527799	19	18.19
3	Middle2	30	10	DFT-s-OFDM QPSK	Inner_Full	12.6	2592.99	518598	19	17.93
4	Middle3	30	10	DFT-s-OFDM QPSK	Inner_Full	12.6	2455.02	509406	19	18.16
5	Low	30	10	DFT-s-OFDM QPSK	Inner_Full	12.6	2501.01	500205	19	18.15
6	High	30	100	DFT-s-OFDM QPSK	Inner_Full	135.67	2640	528000	19	18.10
7	Middle1	30	100	DFT-s-OFDM QPSK	Inner_Full	135.67	2616.495	523299	19	17.82
8	Middle2	30	100	DFT-s-OFDM QPSK	Inner_Full	135.67	2592.99	518598	19	17.86
9	Middle3	30	100	DFT-s-OFDM QPSK	Inner_Full	135.67	2569.5	513900	19	18.05
10	Low	30	100	DFT-s-OFDM QPSK	Inner_Full	135.67	2546.01	509202	19	17.98
No.	Test Freq Description	5G-n41							Power Results (dBm)	
		SCS (kHz)	NR BW (MHz)	Modulation	RB allocation		NR Test Freq. (MHz)	NR Test CH.	Tune up	n41
1	Middle2	30	10	DFT-s-OFDM PI/2 BPSK1	Inner_Full	12.6	2592.99	518598	19	18.07
2	Middle2	30	10	DFT-s-OFDM 16QAM	Inner_Full	12.6	2592.99	518598	19	18.09
3	Middle2	30	10	DFT-s-OFDM 64QAM	Inner_Full	12.6	2592.99	518598	19	18.08
4	Middle2	30	10	DFT-s-OFDM 256QAM	Inner_Full	12.6	2592.99	518598	19	18.09
5	Middle2	30	10	CP-OFDM QPSK	Inner_Full	12.6	2592.99	518598	19	18.04
6	Middle2	30	10	CP-OFDM 16QAM	Inner_Full	12.6	2592.99	518598	19	18.07
7	Middle2	30	10	CP-OFDM 64QAM	Inner_Full	12.6	2592.99	518598	19	18.03
8	Middle2	30	10	CP-OFDM 256QAM	Inner_Full	12.6	2592.99	518598	19	18.02
9	Middle	30	10	DFT-s-OFDM QPSK	Edge_Full_Right	2.22	2592.99	518598	19	18.07
10	Middle	30	10	DFT-s-OFDM QPSK	Edge_Full_Left	2.0	2592.99	518598	19	18.08
11	Middle	30	10	DFT-s-OFDM QPSK	Edge_1RB_Right	1.23	2592.99	518598	19	18.08
12	Middle	30	10	DFT-s-OFDM QPSK	Edge_1RB_Left	1.0	2592.99	518598	19	18.08
13	Middle	30	10	DFT-s-OFDM QPSK	Inner_1RB_Right	1.22	2592.99	518598	19	18.08
14	Middle	30	10	DFT-s-OFDM QPSK	Inner_1RB_Left	1.1	2592.99	518598	19	18.06
15	Middle	30	10	DFT-s-OFDM QPSK	Outer_Full	25.0	2592.99	518598	19	18.07
16	Middle2	30	15	DFT-s-OFDM QPSK	Inner_Full	18.9	2592.99	518598	19	18.08
17	Middle2	30	20	DFT-s-OFDM QPSK	Inner_Full	25.12	2592.99	518598	19	18.08
18	Middle2	30	30	DFT-s-OFDM QPSK	Inner_Full	36.18	2592.99	518598	19	18.08
19	Middle2	30	40	DFT-s-OFDM QPSK	Inner_Full	50.25	2592.99	518598	19	18.07
20	Middle2	30	50	DFT-s-OFDM QPSK	Inner_Full	64.32	2592.99	518598	19	18.09
21	Middle2	30	60	DFT-s-OFDM QPSK	Inner_Full	81.40	2592.99	518598	19	18.07
22	Middle2	30	70	DFT-s-OFDM QPSK	Inner_Full	90.45	2592.99	518598	19	18.08
23	Middle2	30	80	DFT-s-OFDM QPSK	Inner_Full	108.54	2592.99	518598	19	18.09
24	Middle2	30	90	DFT-s-OFDM QPSK	Inner_Full	120.60	2592.99	518598	19	18.12

**N41-ANT4 DSI2/5**

No.	Test Freq Description	5G-n41							Power Results (dBm)	
		SCS (kHz)	NR BW (MHz)	Modulation	RB allocation		NR Test Freq. (MHz)	NR Test CH.	Tune up	n41
1	High	30	10	DFT-s-OFDM QPSK	Inner_Full	12.6	2685	537000	21	20.39
2	Middle1	30	10	DFT-s-OFDM QPSK	Inner_Full	12.6	2639	527799	21	20.19
3	Middle2	30	10	DFT-s-OFDM QPSK	Inner_Full	12.6	2592.99	518598	21	19.93
4	Middle3	30	10	DFT-s-OFDM QPSK	Inner_Full	12.6	2455.02	509406	21	19.95
5	Low	30	10	DFT-s-OFDM QPSK	Inner_Full	12.6	2501.01	500205	21	20.18
6	High	30	100	DFT-s-OFDM QPSK	Inner_Full	135.67	2640	528000	21	20.08
7	Middle1	30	100	DFT-s-OFDM QPSK	Inner_Full	135.67	2616.495	523299	21	19.77
8	Middle2	30	100	DFT-s-OFDM QPSK	Inner_Full	135.67	2592.99	518598	21	19.81
9	Middle3	30	100	DFT-s-OFDM QPSK	Inner_Full	135.67	2569.5	513900	21	20.02
10	Low	30	100	DFT-s-OFDM QPSK	Inner_Full	135.67	2546.01	509202	21	19.95
No.	Test Freq Description	5G-n41							Power Results (dBm)	
		SCS (kHz)	NR BW (MHz)	Modulation	RB allocation		NR Test Freq. (MHz)	NR Test CH.	Tune up	n41
1	Middle2	30	10	DFT-s-OFDM PI/2 BPSK1	Inner_Full	12.6	2592.99	518598	21	20.13
2	Middle2	30	10	DFT-s-OFDM 16QAM	Inner_Full	12.6	2592.99	518598	21	20.13
3	Middle2	30	10	DFT-s-OFDM 64QAM	Inner_Full	12.6	2592.99	518598	21	20.13
4	Middle2	30	10	DFT-s-OFDM 256QAM	Inner_Full	12.6	2592.99	518598	21	20.13
5	Middle2	30	10	CP-OFDM QPSK	Inner_Full	12.6	2592.99	518598	21	20.13
6	Middle2	30	10	CP-OFDM 16QAM	Inner_Full	12.6	2592.99	518598	21	20.13
7	Middle2	30	10	CP-OFDM 64QAM	Inner_Full	12.6	2592.99	518598	21	20.13
8	Middle2	30	10	CP-OFDM 256QAM	Inner_Full	12.6	2592.99	518598	21	20.13
9	Middle	30	10	DFT-s-OFDM QPSK	Edge_Full_Right	2.22	2592.99	518598	21	20.13
10	Middle	30	10	DFT-s-OFDM QPSK	Edge_Full_Left	2.0	2592.99	518598	21	20.13
11	Middle	30	10	DFT-s-OFDM QPSK	Edge_1RB_Right	1.23	2592.99	518598	21	20.13
12	Middle	30	10	DFT-s-OFDM QPSK	Edge_1RB_Left	1.0	2592.99	518598	21	20.13
13	Middle	30	10	DFT-s-OFDM QPSK	Inner_1RB_Right	1.22	2592.99	518598	21	20.13
14	Middle	30	10	DFT-s-OFDM QPSK	Inner_1RB_Left	1.1	2592.99	518598	21	20.13
15	Middle	30	10	DFT-s-OFDM QPSK	Outer_Full	25.0	2592.99	518598	21	20.13
16	Middle2	30	15	DFT-s-OFDM QPSK	Inner_Full	18.9	2592.99	518598	21	20.13
17	Middle2	30	20	DFT-s-OFDM QPSK	Inner_Full	25.12	2592.99	518598	21	20.13
18	Middle2	30	30	DFT-s-OFDM QPSK	Inner_Full	36.18	2592.99	518598	21	20.13
19	Middle2	30	40	DFT-s-OFDM QPSK	Inner_Full	50.25	2592.99	518598	21	20.13
20	Middle2	30	50	DFT-s-OFDM QPSK	Inner_Full	64.32	2592.99	518598	21	20.13
21	Middle2	30	60	DFT-s-OFDM QPSK	Inner_Full	81.40	2592.99	518598	21	20.13
22	Middle2	30	70	DFT-s-OFDM QPSK	Inner_Full	90.45	2592.99	518598	21	20.13
23	Middle2	30	80	DFT-s-OFDM QPSK	Inner_Full	108.54	2592.99	518598	21	20.13
24	Middle2	30	90	DFT-s-OFDM QPSK	Inner_Full	120.60	2592.99	518598	21	20.13

**N41-ANT1 DSI0**

No.	Test Freq Description	5G-n41							Power Results (dBm)	
		SCS (kHz)	NR BW (MHz)	Modulation	RB allocation		NR Test Freq. (MHz)	NR Test CH.	Tune up	n41
1	High	30	10	DFT-s-OFDM QPSK	Inner_Full	12.6	2685	537000	24.5	23.31
2	Middle1	30	10	DFT-s-OFDM QPSK	Inner_Full	12.6	2639	527799	24.5	23.71
3	Middle2	30	10	DFT-s-OFDM QPSK	Inner_Full	12.6	2592.99	518598	24.5	23.41
4	Middle3	30	10	DFT-s-OFDM QPSK	Inner_Full	12.6	2455.02	509406	24.5	23.40
5	Low	30	10	DFT-s-OFDM QPSK	Inner_Full	12.6	2501.01	500205	24.5	23.21
6	High	30	100	DFT-s-OFDM QPSK	Inner_Full	135.67	2640	528000	24.5	23.84
7	Middle1	30	100	DFT-s-OFDM QPSK	Inner_Full	135.67	2616.495	523299	24.5	23.68
8	Middle2	30	100	DFT-s-OFDM QPSK	Inner_Full	135.67	2592.99	518598	24.5	23.55
9	Middle3	30	100	DFT-s-OFDM QPSK	Inner_Full	135.67	2569.5	513900	24.5	23.51
10	Low	30	100	DFT-s-OFDM QPSK	Inner_Full	135.67	2546.01	509202	24.5	23.38
No.	Test Freq Description	5G-n41							Power Results (dBm)	
		SCS (kHz)	NR BW (MHz)	Modulation	RB allocation		NR Test Freq. (MHz)	NR Test CH.	Tune up	n41
1	Middle2	30	10	DFT-s-OFDM PI/2 BPSK1	Inner_Full	12.6	2592.99	518598	24.5	23.51
2	Middle2	30	10	DFT-s-OFDM 16QAM	Inner_Full	12.6	2592.99	518598	24.5	23.52
3	Middle2	30	10	DFT-s-OFDM 64QAM	Inner_Full	12.6	2592.99	518598	24.5	23.46
4	Middle2	30	10	DFT-s-OFDM 256QAM	Inner_Full	12.6	2592.99	518598	24.5	22.00
5	Middle2	30	10	CP-OFDM QPSK	Inner_Full	12.6	2592.99	518598	24.5	23.40
6	Middle2	30	10	CP-OFDM 16QAM	Inner_Full	12.6	2592.99	518598	24.5	23.47
7	Middle2	30	10	CP-OFDM 64QAM	Inner_Full	12.6	2592.99	518598	24.5	22.93
8	Middle2	30	10	CP-OFDM 256QAM	Inner_Full	12.6	2592.99	518598	24.5	21.98
9	Middle	30	10	DFT-s-OFDM QPSK	Edge_Full_Right	2.22	2592.99	518598	24.5	22.95
10	Middle	30	10	DFT-s-OFDM QPSK	Edge_Full_Left	2.0	2592.99	518598	24.5	22.96
11	Middle	30	10	DFT-s-OFDM QPSK	Edge_1RB_Right	1.23	2592.99	518598	24.5	22.93
12	Middle	30	10	DFT-s-OFDM QPSK	Edge_1RB_Left	1.0	2592.99	518598	24.5	22.98
13	Middle	30	10	DFT-s-OFDM QPSK	Inner_1RB_Right	1.22	2592.99	518598	24.5	23.40
14	Middle	30	10	DFT-s-OFDM QPSK	Inner_1RB_Left	1.1	2592.99	518598	24.5	23.44
15	Middle	30	10	DFT-s-OFDM QPSK	Outer_Full	25.0	2592.99	518598	24.5	23.43
16	Middle2	30	15	DFT-s-OFDM QPSK	Inner_Full	18.9	2592.99	518598	24.5	23.44
17	Middle2	30	20	DFT-s-OFDM QPSK	Inner_Full	25.12	2592.99	518598	24.5	23.42
18	Middle2	30	30	DFT-s-OFDM QPSK	Inner_Full	36.18	2592.99	518598	24.5	23.50
19	Middle2	30	40	DFT-s-OFDM QPSK	Inner_Full	50.25	2592.99	518598	24.5	23.51
20	Middle2	30	50	DFT-s-OFDM QPSK	Inner_Full	64.32	2592.99	518598	24.5	23.53
21	Middle2	30	60	DFT-s-OFDM QPSK	Inner_Full	81.40	2592.99	518598	24.5	23.50
22	Middle2	30	70	DFT-s-OFDM QPSK	Inner_Full	90.45	2592.99	518598	24.5	23.45
23	Middle2	30	80	DFT-s-OFDM QPSK	Inner_Full	108.54	2592.99	518598	24.5	23.52
24	Middle2	30	90	DFT-s-OFDM QPSK	Inner_Full	120.60	2592.99	518598	24.5	23.48

**N41-ANT1 DSI1**

No.	Test Freq Description	5G-n41							Power Results (dBm)	
		SCS (kHz)	NR BW (MHz)	Modulation	RB allocation		NR Test Freq. (MHz)	NR Test CH.	Tune up	n41
1	High	30	10	DFT-s-OFDM QPSK	Inner_Full	12.6	2685	537000	16.5	15.54
2	Middle1	30	10	DFT-s-OFDM QPSK	Inner_Full	12.6	2639	527799	16.5	15.92
3	Middle2	30	10	DFT-s-OFDM QPSK	Inner_Full	12.6	2592.99	518598	16.5	15.63
4	Middle3	30	10	DFT-s-OFDM QPSK	Inner_Full	12.6	2455.02	509406	16.5	15.38
5	Low	30	10	DFT-s-OFDM QPSK	Inner_Full	12.6	2501.01	500205	16.5	15.38
6	High	30	100	DFT-s-OFDM QPSK	Inner_Full	135.67	2640	528000	16.5	15.86
7	Middle1	30	100	DFT-s-OFDM QPSK	Inner_Full	135.67	2616.495	523299	16.5	15.72
8	Middle2	30	100	DFT-s-OFDM QPSK	Inner_Full	135.67	2592.99	518598	16.5	15.58
9	Middle3	30	100	DFT-s-OFDM QPSK	Inner_Full	135.67	2569.5	513900	16.5	15.55
10	Low	30	100	DFT-s-OFDM QPSK	Inner_Full	135.67	2546.01	509202	16.5	15.41
No.	Test Freq Description	5G-n41							Power Results (dBm)	
		SCS (kHz)	NR BW (MHz)	Modulation	RB allocation		NR Test Freq. (MHz)	NR Test CH.	Tune up	n41
1	Middle2	30	10	DFT-s-OFDM PI/2 BPSK1	Inner_Full	12.6	2592.99	518598	16.5	15.44
2	Middle2	30	10	DFT-s-OFDM 16QAM	Inner_Full	12.6	2592.99	518598	16.5	15.45
3	Middle2	30	10	DFT-s-OFDM 64QAM	Inner_Full	12.6	2592.99	518598	16.5	15.41
4	Middle2	30	10	DFT-s-OFDM 256QAM	Inner_Full	12.6	2592.99	518598	16.5	14.45
5	Middle2	30	10	CP-OFDM QPSK	Inner_Full	12.6	2592.99	518598	16.5	15.37
6	Middle2	30	10	CP-OFDM 16QAM	Inner_Full	12.6	2592.99	518598	16.5	15.41
7	Middle2	30	10	CP-OFDM 64QAM	Inner_Full	12.6	2592.99	518598	16.5	15.06
8	Middle2	30	10	CP-OFDM 256QAM	Inner_Full	12.6	2592.99	518598	16.5	14.44
9	Middle	30	10	DFT-s-OFDM QPSK	Edge_Full_Right	2.22	2592.99	518598	16.5	15.07
10	Middle	30	10	DFT-s-OFDM QPSK	Edge_Full_Left	2.0	2592.99	518598	16.5	15.08
11	Middle	30	10	DFT-s-OFDM QPSK	Edge_1RB_Right	1.23	2592.99	518598	16.5	15.06
12	Middle	30	10	DFT-s-OFDM QPSK	Edge_1RB_Left	1.0	2592.99	518598	16.5	15.09
13	Middle	30	10	DFT-s-OFDM QPSK	Inner_1RB_Right	1.22	2592.99	518598	16.5	15.37
14	Middle	30	10	DFT-s-OFDM QPSK	Inner_1RB_Left	1.1	2592.99	518598	16.5	15.39
15	Middle	30	10	DFT-s-OFDM QPSK	Outer_Full	25.0	2592.99	518598	16.5	15.39
16	Middle2	30	15	DFT-s-OFDM QPSK	Inner_Full	18.9	2592.99	518598	16.5	15.39
17	Middle2	30	20	DFT-s-OFDM QPSK	Inner_Full	25.12	2592.99	518598	16.5	15.38
18	Middle2	30	30	DFT-s-OFDM QPSK	Inner_Full	36.18	2592.99	518598	16.5	15.43
19	Middle2	30	40	DFT-s-OFDM QPSK	Inner_Full	50.25	2592.99	518598	16.5	15.44
20	Middle2	30	50	DFT-s-OFDM QPSK	Inner_Full	64.32	2592.99	518598	16.5	15.45
21	Middle2	30	60	DFT-s-OFDM QPSK	Inner_Full	81.40	2592.99	518598	16.5	15.43
22	Middle2	30	70	DFT-s-OFDM QPSK	Inner_Full	90.45	2592.99	518598	16.5	15.40
23	Middle2	30	80	DFT-s-OFDM QPSK	Inner_Full	108.54	2592.99	518598	16.5	15.45
24	Middle2	30	90	DFT-s-OFDM QPSK	Inner_Full	120.60	2592.99	518598	16.5	15.42

**N41-ANT1 DSI2**

No.	Test Freq Description	5G-n41								Tune up	n41
		SCS (kHz)	NR BW (MHz)	Modulation	RB allocation		NR Test Freq. (MHz)	NR Test CH.			
1	High	30	10	DFT-s-OFDM QPSK	Inner_Full	12_6	2685	537000	19.5	18.46	
2	Middle1	30	10	DFT-s-OFDM QPSK	Inner_Full	12_6	2639	527799	19.5	18.74	
3	Middle2	30	10	DFT-s-OFDM QPSK	Inner_Full	12_6	2592.99	518598	19.5	18.51	
4	Middle3	30	10	DFT-s-OFDM QPSK	Inner_Full	12_6	2455.02	509406	19.5	18.52	
5	Low	30	10	DFT-s-OFDM QPSK	Inner_Full	12_6	2501.01	500205	19.5	18.32	
6	High	30	100	DFT-s-OFDM QPSK	Inner_Full	135_67	2640	528000	19.5	18.79	
7	Middle1	30	100	DFT-s-OFDM QPSK	Inner_Full	135_67	2616.495	523299	19.5	18.68	
8	Middle2	30	100	DFT-s-OFDM QPSK	Inner_Full	135_67	2592.99	518598	19.5	18.60	
9	Middle3	30	100	DFT-s-OFDM QPSK	Inner_Full	135_67	2569.5	513900	19.5	18.58	
10	Low	30	100	DFT-s-OFDM QPSK	Inner_Full	135_67	2546.01	509202	19.5	18.46	
No.	Test Freq Description	5G-n41								Tune up	Power Results (dBm)
		SCS (kHz)	NR BW (MHz)	Modulation	RB allocation		NR Test Freq. (MHz)	NR Test CH.			
1	Middle2	30	10	DFT-s-OFDM PI/2 BPSK1	Inner_Full	12_6	2592.99	518598	19.5	18.49	
2	Middle2	30	10	DFT-s-OFDM 16QAM	Inner_Full	12_6	2592.99	518598	19.5	18.50	
3	Middle2	30	10	DFT-s-OFDM 64QAM	Inner_Full	12_6	2592.99	518598	19.5	18.45	
4	Middle2	30	10	DFT-s-OFDM 256QAM	Inner_Full	12_6	2592.99	518598	19.5	17.30	
5	Middle2	30	10	CP-OFDM QPSK	Inner_Full	12_6	2592.99	518598	19.5	18.40	
6	Middle2	30	10	CP-OFDM 16QAM	Inner_Full	12_6	2592.99	518598	19.5	18.46	
7	Middle2	30	10	CP-OFDM 64QAM	Inner_Full	12_6	2592.99	518598	19.5	18.03	
8	Middle2	30	10	CP-OFDM 256QAM	Inner_Full	12_6	2592.99	518598	19.5	17.29	
9	Middle	30	10	DFT-s-OFDM QPSK	Edge_Full_Right	2_22	2592.99	518598	19.5	18.05	
10	Middle	30	10	DFT-s-OFDM QPSK	Edge_Full_Left	2_0	2592.99	518598	19.5	18.06	
11	Middle	30	10	DFT-s-OFDM QPSK	Edge_1RB_Right	1_23	2592.99	518598	19.5	18.03	
12	Middle	30	10	DFT-s-OFDM QPSK	Edge_1RB_Left	1_0	2592.99	518598	19.5	18.07	
13	Middle	30	10	DFT-s-OFDM QPSK	Inner_1RB_Right	1_22	2592.99	518598	19.5	18.40	
14	Middle	30	10	DFT-s-OFDM QPSK	Inner_1RB_Left	1_1	2592.99	518598	19.5	18.43	
15	Middle	30	10	DFT-s-OFDM QPSK	Outer_Full	25_0	2592.99	518598	19.5	18.43	
16	Middle2	30	15	DFT-s-OFDM QPSK	Inner_Full	18_9	2592.99	518598	19.5	18.43	
17	Middle2	30	20	DFT-s-OFDM QPSK	Inner_Full	25_12	2592.99	518598	19.5	18.42	
18	Middle2	30	30	DFT-s-OFDM QPSK	Inner_Full	36_18	2592.99	518598	19.5	18.48	
19	Middle2	30	40	DFT-s-OFDM QPSK	Inner_Full	50_25	2592.99	518598	19.5	18.49	
20	Middle2	30	50	DFT-s-OFDM QPSK	Inner_Full	64_32	2592.99	518598	19.5	18.51	
21	Middle2	30	60	DFT-s-OFDM QPSK	Inner_Full	81_40	2592.99	518598	19.5	18.48	
22	Middle2	30	70	DFT-s-OFDM QPSK	Inner_Full	90_45	2592.99	518598	19.5	18.44	
23	Middle2	30	80	DFT-s-OFDM QPSK	Inner_Full	108_54	2592.99	518598	19.5	18.50	
24	Middle2	30	90	DFT-s-OFDM QPSK	Inner_Full	120_60	2592.99	518598	19.5	18.47	

**N77-ANT2 DSI0**

No.	Test Freq Description	5G-n77								Tune up	Power Results (dBm)
		SCS (kHz)	NR BW (MHz)	Modulation	RB allocation		NR Test Freq. (MHz)	NR Test CH.			
1	High	30	20	DFT-s-OFDM QPSK	Inner_Full	25@12	3540	636000	18.00	16.93	
2	Middle	30	20	DFT-s-OFDM QPSK	Inner_Full	25@12	3500.01	633334	18.00	17.07	
6	Low	30	20	DFT-s-OFDM QPSK	Inner_Full	25@12	3460.02	630668	18.00	16.89	
7	High	30	100	DFT-s-OFDM QPSK	Inner_Full	135@67	3499.98	633332	18.00	17.05	
8	Middle	30	100	DFT-s-OFDM QPSK	Inner_Full	135@67	3500.01	633334	18.00	17.06	
No.	Test Freq Description	5G-n77								Tune up	Power Results (dBm)
		SCS (kHz)	NR BW (MHz)	Modulation	RB allocation		NR Test Freq. (MHz)	NR Test CH.			
1	Middle	30	100	DFT-s-OFDM PI/2 BPSK1	Inner_Full	135@67	3500.01	633334	18.00	17.04	
2	Middle	30	100	DFT-s-OFDM 16QAM	Inner_Full	135@67	3500.01	633334	18.00	17.04	
3	Middle	30	100	DFT-s-OFDM 64QAM	Inner_Full	135@67	3500.01	633334	18.00	17.08	
4	Middle	30	100	DFT-s-OFDM 256QAM	Inner_Full	135@67	3500.01	633334	18.00	17.03	
5	Middle	30	100	CP-OFDM QPSK	Inner_Full	135@67	3500.01	633334	18.00	17.07	
6	Middle	30	100	CP-OFDM 16QAM	Inner_Full	135@67	3500.01	633334	18.00	17.08	
7	Middle	30	100	CP-OFDM 64QAM	Inner_Full	135@67	3500.01	633334	18.00	17.04	
8	Middle	30	100	CP-OFDM 256QAM	Inner_Full	135@67	3500.01	633334	18.00	17.05	
1	Middle	30	100	DFT-s-OFDM QPSK	Edge_1RB_Right	2@271	3500.01	633334	18.00	16.98	
6	Middle	30	100	DFT-s-OFDM QPSK	Edge_1RB_Left	2@0	3500.01	633334	18.00	16.91	
9	Middle	30	100	DFT-s-OFDM QPSK	Edge_Full_Right	1@271	3500.01	633334	18.00	16.92	
10	Middle	30	100	DFT-s-OFDM QPSK	Edge_Full_Left	1@1	3500.01	633334	18.00	16.86	
11	Middle	30	100	DFT-s-OFDM QPSK	Inner_1RB_Right	270@0	3500.01	633334	18.00	17.03	
12	Middle	30	100	DFT-s-OFDM QPSK	Inner_1RB_Left	1@0	3500.01	633334	18.00	16.85	
13	Middle	30	100	DFT-s-OFDM QPSK	Outer_Full	1@272	3500.01	633334	18.00	16.92	
18	Middle-5	30	40	DFT-s-OFDM QPSK	Inner_Full	50@25	3500.01	633334	18.00	17.07	
19	Middle-5	30	50	DFT-s-OFDM QPSK	Inner_Full	64@32	3500.01	633334	18.00	17.05	
20	Middle-5	30	60	DFT-s-OFDM QPSK	Inner_Full	81@40	3500.01	633334	18.00	17.06	
22	Middle-5	30	80	DFT-s-OFDM QPSK	Inner_Full	108@54	3500.01	633334	18.00	17.08	
23	Middle-5	30	90	DFT-s-OFDM QPSK	Inner_Full	120@60	3500.01	633334	18.00	17.02	



**N77L-ANT2 DSI1**

No.	Test Freq Description	5G-n77							Tune up	Power Results n77
		SCS (kHz)	NR BW (MHz)	Modulation	RB allocation		NR Test Freq. (MHz)	NR Test CH.		
1	High	30	20	DFT-s-OFDM QPSK	Inner_Full	25@12	3540	636000	19.00	18.10
2	Middle	30	20	DFT-s-OFDM QPSK	Inner_Full	25@12	3500.01	633334	19.00	18.09
6	Low	30	20	DFT-s-OFDM QPSK	Inner_Full	25@12	3460.02	630668	19.00	18.04
7	High	30	100	DFT-s-OFDM QPSK	Inner_Full	135@67	3499.98	633332	19.00	18.08
8	Middle	30	100	DFT-s-OFDM QPSK	Inner_Full	135@67	3500.01	633334	19.00	18.10
No.	Test Freq Description	5G-n77							Tune up	Power Results (dBm)
		SCS (kHz)	NR BW (MHz)	Modulation	RB allocation		NR Test Freq. (MHz)	NR Test CH.		
1	Middle	30	100	DFT-s-OFDM P1/2 BPSK1	Inner_Full	135@67	3500.01	633334	19.00	18.16
2	Middle	30	100	DFT-s-OFDM 16QAM	Inner_Full	135@67	3500.01	633334	19.00	18.01
3	Middle	30	100	DFT-s-OFDM 64QAM	Inner_Full	135@67	3500.01	633334	19.00	17.99
4	Middle	30	100	DFT-s-OFDM 256QAM	Inner_Full	135@67	3500.01	633334	19.00	18.02
5	Middle	30	100	CP-OFDM QPSK	Inner_Full	135@67	3500.01	633334	19.00	17.98
6	Middle	30	100	CP-OFDM 16QAM	Inner_Full	135@67	3500.01	633334	19.00	17.99
7	Middle	30	100	CP-OFDM 64QAM	Inner_Full	135@67	3500.01	633334	19.00	17.95
8	Middle	30	100	CP-OFDM 256QAM	Inner_Full	135@67	3500.01	633334	19.00	17.96
1	Middle	30	100	DFT-s-OFDM QPSK	Edge_1RB_Right	2@271	3500.01	633334	19.00	17.89
6	Middle	30	100	DFT-s-OFDM QPSK	Edge_1RB_Left	2@0	3500.01	633334	19.00	17.81
9	Middle	30	100	DFT-s-OFDM QPSK	Edge_Full_Right	1@271	3500.01	633334	19.00	17.82
10	Middle	30	100	DFT-s-OFDM QPSK	Edge_Full_Left	1@1	3500.01	633334	19.00	17.76
11	Middle	30	100	DFT-s-OFDM QPSK	Inner_1RB_Right	270@0	3500.01	633334	19.00	17.94
12	Middle	30	100	DFT-s-OFDM QPSK	Inner_1RB_Left	1@0	3500.01	633334	19.00	17.75
13	Middle	30	100	DFT-s-OFDM QPSK	Outer_Full	1@272	3500.01	633334	19.00	17.82
18	Middle-5	30	40	DFT-s-OFDM QPSK	Inner_Full	50@25	3500.01	633334	19.00	17.98
19	Middle-5	30	50	DFT-s-OFDM QPSK	Inner_Full	64@32	3500.01	633334	19.00	17.96
20	Middle-5	30	60	DFT-s-OFDM QPSK	Inner_Full	81@40	3500.01	633334	19.00	17.97
22	Middle-5	30	80	DFT-s-OFDM QPSK	Inner_Full	108@54	3500.01	633334	19.00	17.99
23	Middle-5	30	90	DFT-s-OFDM QPSK	Inner_Full	120@60	3500.01	633334	19.00	18.02

**N77L-ANT2 DSI2**

No.	Test Freq Description	5G-n77							Tune up	Power Results n77
		SCS (kHz)	NR BW (MHz)	Modulation	RB allocation		NR Test Freq. (MHz)	NR Test CH.		
1	High	30	20	DFT-s-OFDM QPSK	Inner_Full	25@12	3540	636000	20.00	19.11
2	Middle	30	20	DFT-s-OFDM QPSK	Inner_Full	25@12	3500.01	633334	20.00	19.13
6	Low	30	20	DFT-s-OFDM QPSK	Inner_Full	25@12	3460.02	630668	20.00	18.94
7	High	30	100	DFT-s-OFDM QPSK	Inner_Full	135@67	3499.98	633332	20.00	18.99
8	Middle	30	100	DFT-s-OFDM QPSK	Inner_Full	135@67	3500.01	633334	20.00	18.94
No.	Test Freq Description	5G-n77							Tune up	Power Results (dBm)
		SCS (kHz)	NR BW (MHz)	Modulation	RB allocation		NR Test Freq. (MHz)	NR Test CH.		
1	Middle	30	100	DFT-s-OFDM P1/2 BPSK1	Inner_Full	135@67	3500.01	633334	20.00	19.09
2	Middle	30	100	DFT-s-OFDM 16QAM	Inner_Full	135@67	3500.01	633334	20.00	19.13
3	Middle	30	100	DFT-s-OFDM 64QAM	Inner_Full	135@67	3500.01	633334	20.00	19.12
4	Middle	30	100	DFT-s-OFDM 256QAM	Inner_Full	135@67	3500.01	633334	20.00	19.13
5	Middle	30	100	CP-OFDM QPSK	Inner_Full	135@67	3500.01	633334	20.00	19.11
6	Middle	30	100	CP-OFDM 16QAM	Inner_Full	135@67	3500.01	633334	20.00	19.12
7	Middle	30	100	CP-OFDM 64QAM	Inner_Full	135@67	3500.01	633334	20.00	19.10
8	Middle	30	100	CP-OFDM 256QAM	Inner_Full	135@67	3500.01	633334	20.00	19.10
1	Middle	30	100	DFT-s-OFDM QPSK	Edge_1RB_Right	2@271	3500.01	633334	20.00	19.07
6	Middle	30	100	DFT-s-OFDM QPSK	Edge_1RB_Left	2@0	3500.01	633334	20.00	19.04
9	Middle	30	100	DFT-s-OFDM QPSK	Edge_Full_Right	1@271	3500.01	633334	20.00	19.05
10	Middle	30	100	DFT-s-OFDM QPSK	Edge_Full_Left	1@1	3500.01	633334	20.00	19.02
11	Middle	30	100	DFT-s-OFDM QPSK	Inner_1RB_Right	270@0	3500.01	633334	20.00	19.09
12	Middle	30	100	DFT-s-OFDM QPSK	Inner_1RB_Left	1@0	3500.01	633334	20.00	19.01
13	Middle	30	100	DFT-s-OFDM QPSK	Outer_Full	1@272	3500.01	633334	20.00	19.05
18	Middle-5	30	40	DFT-s-OFDM QPSK	Inner_Full	50@25	3500.01	633334	20.00	19.11
19	Middle-5	30	50	DFT-s-OFDM QPSK	Inner_Full	64@32	3500.01	633334	20.00	19.10
20	Middle-5	30	60	DFT-s-OFDM QPSK	Inner_Full	81@40	3500.01	633334	20.00	19.11
22	Middle-5	30	80	DFT-s-OFDM QPSK	Inner_Full	108@54	3500.01	633334	20.00	19.12
23	Middle-5	30	90	DFT-s-OFDM QPSK	Inner_Full	120@60	3500.01	633334	20.00	19.13

**N77H-ANT2 DSI0**

No.	Test Freq Description	5G-n77							Tune up	Power Results (dBm)
		SCS (kHz)	NR BW (MHz)	Modulation	RB allocation		NR Test Freq. (MHz)	NR Test CH.		
1	High	30	20	DFT-s-OFDM QPSK	Inner_Full	25@12	3969.990	664666	18	16.73
2	Middle-1	30	20	DFT-s-OFDM QPSK	Inner_Full	25@12	3918.000	661200	18	16.33
3	Middle-2	30	20	DFT-s-OFDM QPSK	Inner_Full	25@12	3866.000	657733	18	16.17
4	Middle-3	30	20	DFT-s-OFDM QPSK	Inner_Full	25@12	3814.000	654267	18	16.68
5	Middle-5	30	20	DFT-s-OFDM QPSK	Inner_Full	25@12	3762.000	650800	18	17.15
6	Low	30	20	DFT-s-OFDM QPSK	Inner_Full	25@12	3710.010	647334	18	17.00
7	High	30	100	DFT-s-OFDM QPSK	Inner_Full	135@67	3930.000	662000	18	16.49
8	Middle-1	30	100	DFT-s-OFDM QPSK	Inner_Full	135@67	3894.000	659600	18	16.27
9	Middle-2	30	100	DFT-s-OFDM QPSK	Inner_Full	135@67	3858.000	657200	18	16.29
10	Middle-3	30	100	DFT-s-OFDM QPSK	Inner_Full	135@67	3822.000	654800	18	16.64
11	Middle-4	30	100	DFT-s-OFDM QPSK	Inner_Full	135@67	3786.000	652400	18	17.05
12	Low	30	100	DFT-s-OFDM QPSK	Inner_Full	135@67	3750.000	650000	18	17.33
No.	Test Freq Description	5G-n77							Tune up	Power Results (dBm)
		SCS (kHz)	NR BW (MHz)	Modulation	RB allocation		NR Test Freq. (MHz)	NR Test CH.		
1	Middle-3	30	100	DFT-s-OFDM PI/2 BPSK1	Inner_Full	135@67	3822.000	654800	18	16.69
2	Middle-3	30	100	DFT-s-OFDM 16QAM	Inner_Full	135@67	3822.000	654800	18	16.65
3	Middle-3	30	100	DFT-s-OFDM 64QAM	Inner_Full	135@67	3822.000	654800	18	16.67
4	Middle-3	30	100	DFT-s-OFDM 256QAM	Inner_Full	135@67	3822.000	654800	18	16.70
5	Middle-3	30	100	CP-OFDM QPSK	Inner_Full	135@67	3822.000	654800	18	16.64
6	Middle-3	30	100	CP-OFDM 16QAM	Inner_Full	135@67	3822.000	654800	18	16.67
7	Middle-3	30	100	CP-OFDM 64QAM	Inner_Full	135@67	3822.000	654800	18	16.65
8	Middle-3	30	100	CP-OFDM 256QAM	Inner_Full	135@67	3822.000	654800	18	16.66
9	Middle-3	30	100	CP-OFDM 16QAM	Edge_Full_Right	2@271	3822.000	654800	18	16.02
10	Middle-3	30	100	CP-OFDM 16QAM	Edge_Full_Left	2@0	3822.000	654800	18	16.94
11	Middle-3	30	100	CP-OFDM 16QAM	Inner_1RB_Right	1@271	3822.000	654800	18	16.41
12	Middle-3	30	100	CP-OFDM 16QAM	Inner_1RB_Left	1@1	3822.000	654800	18	17.32
13	Middle-3	30	100	CP-OFDM 16QAM	Outer_Full	270@0	3822.000	654800	18	16.66
14	Middle-3	30	100	CP-OFDM 16QAM	Edge_1RB_Left	1@0	3822.000	654800	18	17.31
15	Middle-3	30	100	CP-OFDM 16QAM	Edge_1RB_Right	1@272	3822.000	654800	18	16.42
16	Middle-1	30	40	CP-OFDM 16QAM	Inner_Full	50@25	3918.000	661200	18	16.61
17	Middle-1	30	50	CP-OFDM 16QAM	Inner_Full	64@32	3918.000	661200	18	16.63
18	Middle-1	30	60	CP-OFDM 16QAM	Inner_Full	81@40	3918.000	661200	18	16.64
19	Middle-1	30	80	CP-OFDM 16QAM	Inner_Full	108@54	3918.000	661200	18	16.65
20	Middle-1	30	90	CP-OFDM 16QAM	Inner_Full	120@60	3918.000	661200	18	16.68

## N77H-ANT2 DSI1

No.	Test Freq Description	5G-n77							Tune up	Power Results (dBm)
		SCS (kHz)	NR BW (MHz)	Modulation	RB allocation		NR Test Freq. (MHz)	NR Test CH.		
1	High	30	20	DFT-s-OFDM QPSK	Inner_Full	25@12	3969.990	664666	19	17.73
2	Middle-1	30	20	DFT-s-OFDM QPSK	Inner_Full	25@12	3918.000	661200	19	17.35
3	Middle-2	30	20	DFT-s-OFDM QPSK	Inner_Full	25@12	3866.000	657733	19	17.18
4	Middle-3	30	20	DFT-s-OFDM QPSK	Inner_Full	25@12	3814.000	654267	19	17.68
5	Middle-5	30	20	DFT-s-OFDM QPSK	Inner_Full	25@12	3762.000	650800	19	18.16
6	Low	30	20	DFT-s-OFDM QPSK	Inner_Full	25@12	3710.010	647334	19	18.04
7	High	30	100	DFT-s-OFDM QPSK	Inner_Full	135@67	3930.000	662000	19	17.52
8	Middle-1	30	100	DFT-s-OFDM QPSK	Inner_Full	135@67	3894.000	659600	19	17.25
9	Middle-2	30	100	DFT-s-OFDM QPSK	Inner_Full	135@67	3858.000	657200	19	17.29
10	Middle-3	30	100	DFT-s-OFDM QPSK	Inner_Full	135@67	3822.000	654800	19	17.60
11	Middle-4	30	100	DFT-s-OFDM QPSK	Inner_Full	135@67	3786.000	652400	19	18.07
12	Low	30	100	DFT-s-OFDM QPSK	Inner_Full	135@67	3750.000	650000	19	18.34
No.	Test Freq Description	5G-n77							Tune up	Power Results (dBm)
		SCS (kHz)	NR BW (MHz)	Modulation	RB allocation		NR Test Freq. (MHz)	NR Test CH.		
1	Middle-3	30	100	DFT-s-OFDM PI/2 BPSK1	Inner_Full	135@67	3822.000	654800	19	17.57
2	Middle-3	30	100	DFT-s-OFDM 16QAM	Inner_Full	135@67	3822.000	654800	19	17.53
3	Middle-3	30	100	DFT-s-OFDM 64QAM	Inner_Full	135@67	3822.000	654800	19	17.55
4	Middle-3	30	100	DFT-s-OFDM 256QAM	Inner_Full	135@67	3822.000	654800	19	17.58
5	Middle-3	30	100	CP-OFDM QPSK	Inner_Full	135@67	3822.000	654800	19	17.52
6	Middle-3	30	100	CP-OFDM 16QAM	Inner_Full	135@67	3822.000	654800	19	17.55
7	Middle-3	30	100	CP-OFDM 64QAM	Inner_Full	135@67	3822.000	654800	19	17.53
8	Middle-3	30	100	CP-OFDM 256QAM	Inner_Full	135@67	3822.000	654800	19	17.54
9	Middle-3	30	100	CP-OFDM 16QAM	Edge_Full_Right	2@271	3822.000	654800	19	16.86
10	Middle-3	30	100	CP-OFDM 16QAM	Edge_Full_Left	2@0	3822.000	654800	19	17.83
11	Middle-3	30	100	CP-OFDM 16QAM	Inner_1RB_Right	1@271	3822.000	654800	19	17.28
12	Middle-3	30	100	CP-OFDM 16QAM	Inner_1RB_Left	1@1	3822.000	654800	19	18.23
13	Middle-3	30	100	CP-OFDM 16QAM	Outer_Full	270@0	3822.000	654800	19	17.54
14	Middle-3	30	100	CP-OFDM 16QAM	Edge_1RB_Left	1@0	3822.000	654800	19	18.22
15	Middle-3	30	100	CP-OFDM 16QAM	Edge_1RB_Right	1@272	3822.000	654800	19	17.29
16	Middle-1	30	40	CP-OFDM 16QAM	Inner_Full	50@25	3918.000	661200	19	17.49
17	Middle-1	30	50	CP-OFDM 16QAM	Inner_Full	64@32	3918.000	661200	19	17.51
18	Middle-1	30	60	CP-OFDM 16QAM	Inner_Full	81@40	3918.000	661200	19	17.52
19	Middle-1	30	80	CP-OFDM 16QAM	Inner_Full	108@54	3918.000	661200	19	17.53
20	Middle-1	30	90	CP-OFDM 16QAM	Inner_Full	120@60	3918.000	661200	19	17.56

**N77H-ANT2 DSI2**

No.	Test Freq Description	5G-n77							Tune up	Power Results (dBm)
		SCS (kHz)	NR BW (MHz)	Modulation	RB allocation		NR Test Freq. (MHz)	NR Test CH.		
1	High	30	20	DFT-s-OFDM QPSK	Inner_Full	25@12	3969.990	664666	20	18.83
2	Middle-1	30	20	DFT-s-OFDM QPSK	Inner_Full	25@12	3918.000	661200	20	18.42
3	Middle-2	30	20	DFT-s-OFDM QPSK	Inner_Full	25@12	3866.000	657733	20	18.28
4	Middle-3	30	20	DFT-s-OFDM QPSK	Inner_Full	25@12	3814.000	654267	20	18.75
5	Middle-5	30	20	DFT-s-OFDM QPSK	Inner_Full	25@12	3762.000	650800	20	19.26
6	Low	30	20	DFT-s-OFDM QPSK	Inner_Full	25@12	3710.010	647334	20	18.51
7	High	30	100	DFT-s-OFDM QPSK	Inner_Full	135@67	3930.000	662000	20	18.54
8	Middle-1	30	100	DFT-s-OFDM QPSK	Inner_Full	135@67	3894.000	659600	20	18.29
9	Middle-2	30	100	DFT-s-OFDM QPSK	Inner_Full	135@67	3858.000	657200	20	18.33
10	Middle-3	30	100	DFT-s-OFDM QPSK	Inner_Full	135@67	3822.000	654800	20	18.68
11	Middle-4	30	100	DFT-s-OFDM QPSK	Inner_Full	135@67	3786.000	652400	20	19.07
12	Low	30	100	DFT-s-OFDM QPSK	Inner_Full	135@67	3750.000	650000	20	19.27
No.	Test Freq Description	5G-n77							Tune up	Power Results (dBm)
		SCS (kHz)	NR BW (MHz)	Modulation	RB allocation		NR Test Freq. (MHz)	NR Test CH.		
1	Middle-3	30	100	DFT-s-OFDM PI/2 BPSK1	Inner_Full	135@67	3822.000	654800	20	18.66
2	Middle-3	30	100	DFT-s-OFDM 16QAM	Inner_Full	135@67	3822.000	654800	20	18.62
3	Middle-3	30	100	DFT-s-OFDM 64QAM	Inner_Full	135@67	3822.000	654800	20	18.64
4	Middle-3	30	100	DFT-s-OFDM 256QAM	Inner_Full	135@67	3822.000	654800	20	18.67
5	Middle-3	30	100	CP-OFDM QPSK	Inner_Full	135@67	3822.000	654800	20	18.60
6	Middle-3	30	100	CP-OFDM 16QAM	Inner_Full	135@67	3822.000	654800	20	18.64
7	Middle-3	30	100	CP-OFDM 64QAM	Inner_Full	135@67	3822.000	654800	20	18.62
8	Middle-3	30	100	CP-OFDM 256QAM	Inner_Full	135@67	3822.000	654800	20	18.63
9	Middle-3	30	100	CP-OFDM 16QAM	Edge_Full_Right	2@271	3822.000	654800	20	17.91
10	Middle-3	30	100	CP-OFDM 16QAM	Edge_Full_Left	2@0	3822.000	654800	20	18.94
11	Middle-3	30	100	CP-OFDM 16QAM	Inner_1RB_Right	1@271	3822.000	654800	20	18.35
12	Middle-3	30	100	CP-OFDM 16QAM	Inner_1RB_Left	1@1	3822.000	654800	20	19.36
13	Middle-3	30	100	CP-OFDM 16QAM	Outer_Full	270@0	3822.000	654800	20	18.63
14	Middle-3	30	100	CP-OFDM 16QAM	Edge_1RB_Left	1@0	3822.000	654800	20	19.35
15	Middle-3	30	100	CP-OFDM 16QAM	Edge_1RB_Right	1@272	3822.000	654800	20	18.36
16	Middle-1	30	40	CP-OFDM 16QAM	Inner_Full	50@25	3918.000	661200	20	18.57
17	Middle-1	30	50	CP-OFDM 16QAM	Inner_Full	64@32	3918.000	661200	20	18.59
18	Middle-1	30	60	CP-OFDM 16QAM	Inner_Full	81@40	3918.000	661200	20	18.60
19	Middle-1	30	80	CP-OFDM 16QAM	Inner_Full	108@54	3918.000	661200	20	18.62
20	Middle-1	30	90	CP-OFDM 16QAM	Inner_Full	120@60	3918.000	661200	20	18.65

**N77L-ANT6 DSI0**

No.	Test Freq Description	5G-n77							Tune up	Power Results n77
		SCS (kHz)	NR BW (MHz)	Modulation	RB allocation		NR Test Freq. (MHz)	NR Test CH.		
1	High	30	20	DFT-s-OFDM QPSK	Inner_Full	25@12	3540	636000	18.00	16.96
2	Middle	30	20	DFT-s-OFDM QPSK	Inner_Full	25@12	3500.01	633334	18.00	17.14
6	Low	30	20	DFT-s-OFDM QPSK	Inner_Full	25@12	3460.02	630668	18.00	17.24
7	High	30	100	DFT-s-OFDM QPSK	Inner_Full	135@67	3499.98	633332	18.00	17.01
8	Middle	30	100	DFT-s-OFDM QPSK	Inner_Full	135@67	3500.01	633334	18.00	16.98
No.	Test Freq Description	5G-n77							Tune up	Power Results (dBm)
		SCS (kHz)	NR BW (MHz)	Modulation	RB allocation		NR Test Freq. (MHz)	NR Test CH.		
1	Middle	30	100	DFT-s-OFDM P/2 BPSK1	Inner_Full	135@67	3500.01	633334	18.00	17.06
2	Middle	30	100	DFT-s-OFDM 16QAM	Inner_Full	135@67	3500.01	633334	18.00	16.98
3	Middle	30	100	DFT-s-OFDM 64QAM	Inner_Full	135@67	3500.01	633334	18.00	17.02
4	Middle	30	100	DFT-s-OFDM 256QAM	Inner_Full	135@67	3500.01	633334	18.00	16.99
5	Middle	30	100	CP-OFDM QPSK	Inner_Full	135@67	3500.01	633334	18.00	17.09
6	Middle	30	100	CP-OFDM 16QAM	Inner_Full	135@67	3500.01	633334	18.00	17.06
7	Middle	30	100	CP-OFDM 64QAM	Inner_Full	135@67	3500.01	633334	18.00	16.98
8	Middle	30	100	CP-OFDM 256QAM	Inner_Full	135@67	3500.01	633334	18.00	16.91
1	Middle	30	100	DFT-s-OFDM QPSK	Edge_1RB_Right	2@271	3500.01	633334	18.00	17.05
6	Middle	30	100	DFT-s-OFDM QPSK	Edge_1RB_Left	2@0	3500.01	633334	18.00	16.96
9	Middle	30	100	DFT-s-OFDM QPSK	Edge_Full_Right	1@271	3500.01	633334	18.00	17.06
10	Middle	30	100	DFT-s-OFDM QPSK	Edge_Full_Left	1@1	3500.01	633334	18.00	17.07
11	Middle	30	100	DFT-s-OFDM QPSK	Inner_1RB_Right	270@0	3500.01	633334	18.00	17.03
12	Middle	30	100	DFT-s-OFDM QPSK	Inner_1RB_Left	1@0	3500.01	633334	18.00	17.04
13	Middle	30	100	DFT-s-OFDM QPSK	Outer_Full	1@272	3500.01	633334	18.00	17.04
18	Middle-5	30	40	DFT-s-OFDM QPSK	Inner_Full	50@25	3500.01	633334	18.00	17.03
19	Middle-5	30	50	DFT-s-OFDM QPSK	Inner_Full	64@32	3500.01	633334	18.00	17.01
20	Middle-5	30	60	DFT-s-OFDM QPSK	Inner_Full	81@40	3500.01	633334	18.00	17.00
22	Middle-5	30	80	DFT-s-OFDM QPSK	Inner_Full	108@54	3500.01	633334	18.00	17.07
23	Middle-5	30	90	DFT-s-OFDM QPSK	Inner_Full	120@60	3500.01	633334	18.00	16.96

**N77L-ANT6 DSI1**

No.	Test Freq Description	5G-n77							Tune up	Power Results n77
		SCS (kHz)	NR BW (MHz)	Modulation	RB allocation		NR Test Freq. (MHz)	NR Test CH.		
1	High	30	20	DFT-s-OFDM QPSK	Inner_Full	25@12	3540	636000	19.00	17.98
2	Middle	30	20	DFT-s-OFDM QPSK	Inner_Full	25@12	3500.01	633334	19.00	18.15
6	Low	30	20	DFT-s-OFDM QPSK	Inner_Full	25@12	3460.02	630668	19.00	18.16
7	High	30	100	DFT-s-OFDM QPSK	Inner_Full	135@67	3499.98	633332	19.00	18.01
8	Middle	30	100	DFT-s-OFDM QPSK	Inner_Full	135@67	3500.01	633334	19.00	17.99
No.	Test Freq Description	5G-n77							Tune up	Power Results (dBm)
		SCS (kHz)	NR BW (MHz)	Modulation	RB allocation		NR Test Freq. (MHz)	NR Test CH.		
1	Middle	30	100	DFT-s-OFDM P/2 BPSK1	Inner_Full	135@67	3500.01	633334	19.00	17.97
2	Middle	30	100	DFT-s-OFDM 16QAM	Inner_Full	135@67	3500.01	633334	19.00	18.11
3	Middle	30	100	DFT-s-OFDM 64QAM	Inner_Full	135@67	3500.01	633334	19.00	18.06
4	Middle	30	100	DFT-s-OFDM 256QAM	Inner_Full	135@67	3500.01	633334	19.00	18.01
5	Middle	30	100	CP-OFDM QPSK	Inner_Full	135@67	3500.01	633334	19.00	17.98
6	Middle	30	100	CP-OFDM 16QAM	Inner_Full	135@67	3500.01	633334	19.00	18.10
7	Middle	30	100	CP-OFDM 64QAM	Inner_Full	135@67	3500.01	633334	19.00	18.01
8	Middle	30	100	CP-OFDM 256QAM	Inner_Full	135@67	3500.01	633334	19.00	18.02
1	Middle	30	100	DFT-s-OFDM QPSK	Edge_1RB_Right	2@271	3500.01	633334	19.00	18.13
6	Middle	30	100	DFT-s-OFDM QPSK	Edge_1RB_Left	2@0	3500.01	633334	19.00	18.12
9	Middle	30	100	DFT-s-OFDM QPSK	Edge_Full_Right	1@271	3500.01	633334	19.00	18.08
10	Middle	30	100	DFT-s-OFDM QPSK	Edge_Full_Left	1@1	3500.01	633334	19.00	18.12
11	Middle	30	100	DFT-s-OFDM QPSK	Inner_1RB_Right	270@0	3500.01	633334	19.00	18.09
12	Middle	30	100	DFT-s-OFDM QPSK	Inner_1RB_Left	1@0	3500.01	633334	19.00	17.99
13	Middle	30	100	DFT-s-OFDM QPSK	Outer_Full	1@272	3500.01	633334	19.00	18.11
18	Middle-5	30	40	DFT-s-OFDM QPSK	Inner_Full	50@25	3500.01	633334	19.00	18.07
19	Middle-5	30	50	DFT-s-OFDM QPSK	Inner_Full	64@32	3500.01	633334	19.00	17.96
20	Middle-5	30	60	DFT-s-OFDM QPSK	Inner_Full	81@40	3500.01	633334	19.00	17.98
22	Middle-5	30	80	DFT-s-OFDM QPSK	Inner_Full	108@54	3500.01	633334	19.00	17.99
23	Middle-5	30	90	DFT-s-OFDM QPSK	Inner_Full	120@60	3500.01	633334	19.00	18.11

**N77L-ANT6 DSI2**

No.	Test Freq Description	5G-n77							Tune up	Power Results n77
		SCS (kHz)	NR BW (MHz)	Modulation	RB allocation		NR Test Freq. (MHz)	NR Test CH.		
1	High	30	20	DFT-s-OFDM QPSK	Inner_Full	25@12	3540	636000	21.00	20.01
2	Middle	30	20	DFT-s-OFDM QPSK	Inner_Full	25@12	3500.01	633334	21.00	20.12
6	Low	30	20	DFT-s-OFDM QPSK	Inner_Full	25@12	3460.02	630668	21.00	20.18
7	High	30	100	DFT-s-OFDM QPSK	Inner_Full	135@67	3499.98	633332	21.00	19.99
8	Middle	30	100	DFT-s-OFDM QPSK	Inner_Full	135@67	3500.01	633334	21.00	20.01
No.	Test Freq Description	5G-n77							Tune up	Power Results (dBm) n77
		SCS (kHz)	NR BW (MHz)	Modulation	RB allocation		NR Test Freq. (MHz)	NR Test CH.		
1	Middle	30	100	DFT-s-OFDM P/2 BPSK1	Inner_Full	135@67	3500.01	633334	21.00	20.04
2	Middle	30	100	DFT-s-OFDM 16QAM	Inner_Full	135@67	3500.01	633334	21.00	20.01
3	Middle	30	100	DFT-s-OFDM 64QAM	Inner_Full	135@67	3500.01	633334	21.00	20.03
4	Middle	30	100	DFT-s-OFDM 256QAM	Inner_Full	135@67	3500.01	633334	21.00	20.04
5	Middle	30	100	CP-OFDM QPSK	Inner_Full	135@67	3500.01	633334	21.00	19.99
6	Middle	30	100	CP-OFDM 16QAM	Inner_Full	135@67	3500.01	633334	21.00	20.02
7	Middle	30	100	CP-OFDM 64QAM	Inner_Full	135@67	3500.01	633334	21.00	19.98
8	Middle	30	100	CP-OFDM 256QAM	Inner_Full	135@67	3500.01	633334	21.00	19.49
1	Middle	30	100	DFT-s-OFDM QPSK	Edge_1RB_Right	2@271	3500.01	633334	21.00	19.97
6	Middle	30	100	DFT-s-OFDM QPSK	Edge_1RB_Left	2@0	3500.01	633334	21.00	19.93
9	Middle	30	100	DFT-s-OFDM QPSK	Edge_Full_Right	1@271	3500.01	633334	21.00	20.03
10	Middle	30	100	DFT-s-OFDM QPSK	Edge_Full_Left	1@1	3500.01	633334	21.00	19.99
11	Middle	30	100	DFT-s-OFDM QPSK	Inner_1RB_Right	270@0	3500.01	633334	21.00	19.96
12	Middle	30	100	DFT-s-OFDM QPSK	Inner_1RB_Left	1@0	3500.01	633334	21.00	20.04
13	Middle	30	100	DFT-s-OFDM QPSK	Outer_Full	1@272	3500.01	633334	21.00	19.92
18	Middle-5	30	40	DFT-s-OFDM QPSK	Inner_Full	50@25	3500.01	633334	21.00	20.04
19	Middle-5	30	50	DFT-s-OFDM QPSK	Inner_Full	64@32	3500.01	633334	21.00	20.02
20	Middle-5	30	60	DFT-s-OFDM QPSK	Inner_Full	81@40	3500.01	633334	21.00	19.91
22	Middle-5	30	80	DFT-s-OFDM QPSK	Inner_Full	108@54	3500.01	633334	21.00	20.02
23	Middle-5	30	90	DFT-s-OFDM QPSK	Inner_Full	120@60	3500.01	633334	21.00	19.93

**N77H-ANT6 DSI0**

No.	Test Freq Description	5G-n77							Tune up	Power Results (dBm)
		SCS (kHz)	NR BW (MHz)	Modulation	RB allocation		NR Test Freq. (MHz)	NR Test CH.		
1	High	30	20	DFT-s-OFDM QPSK	Inner_Full	25@12	3969.990	664666	18	16.80
2	Middle-1	30	20	DFT-s-OFDM QPSK	Inner_Full	25@12	3918.000	661200	18	16.89
3	Middle-2	30	20	DFT-s-OFDM QPSK	Inner_Full	25@12	3866.000	657733	18	17.07
4	Middle-3	30	20	DFT-s-OFDM QPSK	Inner_Full	25@12	3814.000	654267	18	17.03
5	Middle-5	30	20	DFT-s-OFDM QPSK	Inner_Full	25@12	3762.000	650800	18	17.06
6	Low	30	20	DFT-s-OFDM QPSK	Inner_Full	25@12	3710.010	647334	18	17.19
7	High	30	100	DFT-s-OFDM QPSK	Inner_Full	135@67	3930.000	662000	18	16.81
8	Middle-1	30	100	DFT-s-OFDM QPSK	Inner_Full	135@67	3894.000	659600	18	16.89
9	Middle-2	30	100	DFT-s-OFDM QPSK	Inner_Full	135@67	3858.000	657200	18	16.93
10	Middle-3	30	100	DFT-s-OFDM QPSK	Inner_Full	135@67	3822.000	654800	18	17.13
11	Middle-4	30	100	DFT-s-OFDM QPSK	Inner_Full	135@67	3786.000	652400	18	16.96
12	Low	30	100	DFT-s-OFDM QPSK	Inner_Full	135@67	3750.000	650000	18	17.02
No.	Test Freq Description	5G-n77							Tune up	Power Results (dBm)
		SCS (kHz)	NR BW (MHz)	Modulation	RB allocation		NR Test Freq. (MHz)	NR Test CH.		
1	Middle-3	30	100	DFT-s-OFDM PI/2 BPSK1	Inner_Full	135@67	3822.000	654800	18	16.92
2	Middle-3	30	100	DFT-s-OFDM 16QAM	Inner_Full	135@67	3822.000	654800	18	16.94
3	Middle-3	30	100	DFT-s-OFDM 64QAM	Inner_Full	135@67	3822.000	654800	18	17.06
4	Middle-3	30	100	DFT-s-OFDM 256QAM	Inner_Full	135@67	3822.000	654800	18	16.85
5	Middle-3	30	100	CP-OFDM QPSK	Inner_Full	135@67	3822.000	654800	18	17.03
6	Middle-3	30	100	CP-OFDM 16QAM	Inner_Full	135@67	3822.000	654800	18	17.03
7	Middle-3	30	100	CP-OFDM 64QAM	Inner_Full	135@67	3822.000	654800	18	17.00
8	Middle-3	30	100	CP-OFDM 256QAM	Inner_Full	135@67	3822.000	654800	18	16.94
9	Middle-3	30	100	CP-OFDM 16QAM	Edge_Full_Right	2@271	3822.000	654800	18	17.00
10	Middle-3	30	100	CP-OFDM 16QAM	Edge_Full_Left	2@0	3822.000	654800	18	16.96
11	Middle-3	30	100	CP-OFDM 16QAM	Inner_1RB_Right	1@271	3822.000	654800	18	16.93
12	Middle-3	30	100	CP-OFDM 16QAM	Inner_1RB_Left	1@1	3822.000	654800	18	16.99
13	Middle-3	30	100	CP-OFDM 16QAM	Outer_Full	270@0	3822.000	654800	18	17.05
14	Middle-3	30	100	CP-OFDM 16QAM	Edge_1RB_Left	1@0	3822.000	654800	18	16.90
15	Middle-3	30	100	CP-OFDM 16QAM	Edge_1RB_Right	1@272	3822.000	654800	18	16.83
16	Middle-1	30	40	CP-OFDM 16QAM	Inner_Full	50@25	3918.000	661200	18	16.87
17	Middle-1	30	50	CP-OFDM 16QAM	Inner_Full	64@32	3918.000	661200	18	16.89
18	Middle-1	30	60	CP-OFDM 16QAM	Inner_Full	81@40	3918.000	661200	18	16.96
19	Middle-1	30	80	CP-OFDM 16QAM	Inner_Full	108@54	3918.000	661200	18	16.98
20	Middle-1	30	90	CP-OFDM 16QAM	Inner_Full	120@60	3918.000	661200	18	16.88

## N77H-ANT6 DSI1

No.	Test Freq Description	5G-n77							Tune up	Power Results (dBm)
		SCS (kHz)	NR BW (MHz)	Modulation	RB allocation		NR Test Freq. (MHz)	NR Test CH.		
1	High	30	20	DFT-s-OFDM QPSK	Inner_Full	25@12	3969.990	664666	19	17.85
2	Middle-1	30	20	DFT-s-OFDM QPSK	Inner_Full	25@12	3918.000	661200	19	17.92
3	Middle-2	30	20	DFT-s-OFDM QPSK	Inner_Full	25@12	3866.000	657733	19	18.04
4	Middle-3	30	20	DFT-s-OFDM QPSK	Inner_Full	25@12	3814.000	654267	19	18.03
5	Middle-5	30	20	DFT-s-OFDM QPSK	Inner_Full	25@12	3762.000	650800	19	18.08
6	Low	30	20	DFT-s-OFDM QPSK	Inner_Full	25@12	3710.010	647334	19	18.10
7	High	30	100	DFT-s-OFDM QPSK	Inner_Full	135@67	3930.000	662000	19	17.85
8	Middle-1	30	100	DFT-s-OFDM QPSK	Inner_Full	135@67	3894.000	659600	19	17.95
9	Middle-2	30	100	DFT-s-OFDM QPSK	Inner_Full	135@67	3858.000	657200	19	17.96
10	Middle-3	30	100	DFT-s-OFDM QPSK	Inner_Full	135@67	3822.000	654800	19	18.09
11	Middle-4	30	100	DFT-s-OFDM QPSK	Inner_Full	135@67	3786.000	652400	19	17.99
12	Low	30	100	DFT-s-OFDM QPSK	Inner_Full	135@67	3750.000	650000	19	18.04
No.	Test Freq Description	5G-n77							Tune up	Power Results (dBm)
		SCS (kHz)	NR BW (MHz)	Modulation	RB allocation		NR Test Freq. (MHz)	NR Test CH.		
1	Middle-3	30	100	DFT-s-OFDM PI/2 BPSK1	Inner_Full	135@67	3822.000	654800	19	17.91
2	Middle-3	30	100	DFT-s-OFDM 16QAM	Inner_Full	135@67	3822.000	654800	19	18.05
3	Middle-3	30	100	DFT-s-OFDM 64QAM	Inner_Full	135@67	3822.000	654800	19	17.88
4	Middle-3	30	100	DFT-s-OFDM 256QAM	Inner_Full	135@67	3822.000	654800	19	17.90
5	Middle-3	30	100	CP-OFDM QPSK	Inner_Full	135@67	3822.000	654800	19	18.08
6	Middle-3	30	100	CP-OFDM 16QAM	Inner_Full	135@67	3822.000	654800	19	17.89
7	Middle-3	30	100	CP-OFDM 64QAM	Inner_Full	135@67	3822.000	654800	19	18.07
8	Middle-3	30	100	CP-OFDM 256QAM	Inner_Full	135@67	3822.000	654800	19	17.90
9	Middle-3	30	100	CP-OFDM 16QAM	Edge_Full_Right	2@271	3822.000	654800	19	18.02
10	Middle-3	30	100	CP-OFDM 16QAM	Edge_Full_Left	2@0	3822.000	654800	19	17.96
11	Middle-3	30	100	CP-OFDM 16QAM	Inner_1RB_Right	1@271	3822.000	654800	19	18.01
12	Middle-3	30	100	CP-OFDM 16QAM	Inner_1RB_Left	1@1	3822.000	654800	19	17.90
13	Middle-3	30	100	CP-OFDM 16QAM	Outer_Full	270@0	3822.000	654800	19	17.93
14	Middle-3	30	100	CP-OFDM 16QAM	Edge_1RB_Left	1@0	3822.000	654800	19	17.92
15	Middle-3	30	100	CP-OFDM 16QAM	Edge_1RB_Right	1@272	3822.000	654800	19	17.95
16	Middle-1	30	40	CP-OFDM 16QAM	Inner_Full	50@25	3918.000	661200	19	17.90
17	Middle-1	30	50	CP-OFDM 16QAM	Inner_Full	64@32	3918.000	661200	19	17.89
18	Middle-1	30	60	CP-OFDM 16QAM	Inner_Full	81@40	3918.000	661200	19	18.04
19	Middle-1	30	80	CP-OFDM 16QAM	Inner_Full	108@54	3918.000	661200	19	17.94
20	Middle-1	30	90	CP-OFDM 16QAM	Inner_Full	120@60	3918.000	661200	19	17.88



**N77H-ANT6 DSI2**

No.	Test Freq Description	5G-n77							Tune up	Power Results (dBm)
		SCS (kHz)	NR BW (MHz)	Modulation	RB allocation		NR Test Freq. (MHz)	NR Test CH.		
1	High	30	20	DFT-s-OFDM QPSK	Inner_Full	25@12	3969.990	664666	21	19.86
2	Middle-1	30	20	DFT-s-OFDM QPSK	Inner_Full	25@12	3918.000	661200	21	19.95
3	Middle-2	30	20	DFT-s-OFDM QPSK	Inner_Full	25@12	3866.000	657733	21	20.06
4	Middle-3	30	20	DFT-s-OFDM QPSK	Inner_Full	25@12	3814.000	654267	21	19.99
5	Middle-5	30	20	DFT-s-OFDM QPSK	Inner_Full	25@12	3762.000	650800	21	20.02
6	Low	30	20	DFT-s-OFDM QPSK	Inner_Full	25@12	3710.010	647334	21	20.08
7	High	30	100	DFT-s-OFDM QPSK	Inner_Full	135@67	3930.000	662000	21	19.85
8	Middle-1	30	100	DFT-s-OFDM QPSK	Inner_Full	135@67	3894.000	659600	21	19.93
9	Middle-2	30	100	DFT-s-OFDM QPSK	Inner_Full	135@67	3858.000	657200	21	19.99
10	Middle-3	30	100	DFT-s-OFDM QPSK	Inner_Full	135@67	3822.000	654800	21	20.18
11	Middle-4	30	100	DFT-s-OFDM QPSK	Inner_Full	135@67	3786.000	652400	21	19.97
12	Low	30	100	DFT-s-OFDM QPSK	Inner_Full	135@67	3750.000	650000	21	20.05
No.	Test Freq Description	5G-n77							Tune up	Power Results (dBm)
		SCS (kHz)	NR BW (MHz)	Modulation	RB allocation		NR Test Freq. (MHz)	NR Test CH.		
1	Middle-3	30	100	DFT-s-OFDM PI/2 BPSK1	Inner_Full	135@67	3822.000	654800	21	19.96
2	Middle-3	30	100	DFT-s-OFDM 16QAM	Inner_Full	135@67	3822.000	654800	21	20.01
3	Middle-3	30	100	DFT-s-OFDM 64QAM	Inner_Full	135@67	3822.000	654800	21	19.96
4	Middle-3	30	100	DFT-s-OFDM 256QAM	Inner_Full	135@67	3822.000	654800	21	19.95
5	Middle-3	30	100	CP-OFDM QPSK	Inner_Full	135@67	3822.000	654800	21	19.93
6	Middle-3	30	100	CP-OFDM 16QAM	Inner_Full	135@67	3822.000	654800	21	20.00
7	Middle-3	30	100	CP-OFDM 64QAM	Inner_Full	135@67	3822.000	654800	21	19.96
8	Middle-3	30	100	CP-OFDM 256QAM	Inner_Full	135@67	3822.000	654800	21	19.41
9	Middle-3	30	100	CP-OFDM 16QAM	Edge_Full_Right	2@271	3822.000	654800	21	19.96
10	Middle-3	30	100	CP-OFDM 16QAM	Edge_Full_Left	2@0	3822.000	654800	21	19.96
11	Middle-3	30	100	CP-OFDM 16QAM	Inner_1RB_Right	1@271	3822.000	654800	21	19.89
12	Middle-3	30	100	CP-OFDM 16QAM	Inner_1RB_Left	1@1	3822.000	654800	21	19.93
13	Middle-3	30	100	CP-OFDM 16QAM	Outer_Full	270@0	3822.000	654800	21	19.96
14	Middle-3	30	100	CP-OFDM 16QAM	Edge_1RB_Left	1@0	3822.000	654800	21	20.01
15	Middle-3	30	100	CP-OFDM 16QAM	Edge_1RB_Right	1@272	3822.000	654800	21	19.96
16	Middle-1	30	40	CP-OFDM 16QAM	Inner_Full	50@25	3918.000	661200	21	19.89
17	Middle-1	30	50	CP-OFDM 16QAM	Inner_Full	64@32	3918.000	661200	21	19.99
18	Middle-1	30	60	CP-OFDM 16QAM	Inner_Full	81@40	3918.000	661200	21	19.92
19	Middle-1	30	80	CP-OFDM 16QAM	Inner_Full	108@54	3918.000	661200	21	19.96
20	Middle-1	30	90	CP-OFDM 16QAM	Inner_Full	120@60	3918.000	661200	21	20.01

## 12 Simultaneous TX SAR Considerations

### 12.1 Transmit Antenna Separation Distances

The detail for transmit antenna separation distances is described in the additional document:

Appendix to test report No. 23T04Z80937-15

The photos of SAR test

### 12.2 SAR Measurement Positions

According to the KDB941225 D06 Hot Spot SAR, the edges with less than 2.5 cm distance to the antennas need to be tested for SAR.

SAR measurement positions						
Mode	Front	Rear	Left	Right	Top	Bottom
ANT0/7	Yes	Yes	Yes	Yes	Yes	No
ANT1	Yes	Yes	Yes	Yes	No	Yes
ANT2/3	Yes	Yes	No	Yes	Yes	No
ANT4	Yes	Yes	Yes	No	Yes	No

### 13 Evaluation of Simultaneous

**Table 13.1: The sum of SAR values for Main antenna + WiFi-2.4G (1g)**

Cellular+WiFi 2.4G	Left Cheek 1g (W/kg)	Left Tilt 1g (W/kg)	Right Cheek 1g (W/kg)	Right Tilt 1g (W/kg)	Front 10mm 1g (W/kg)	Rear 10mm 1g (W/kg)	Left Edge 10mm 1g (W/kg)	Right Edge 10mm 1g (W/kg)	Bottom Edge 10mm 1g (W/kg)	Top Edge 10mm 1g (W/kg)	Front 15mm 1g (W/kg)	Rear 15mm 1g (W/kg)
GSM850 ANT0	0.85	0.87	0.83	0.99	0.39	0.39	0.26	0.10	/	0.50	0.04	0.03
GSM1900 ANT2	0.77	0.40	0.26	0.25	0.16	0.19	/	0.32	/	0.10	0.04	0.03
WCDMA1900 ANT2	1.22	0.62	0.52	0.43	0.60	0.74	/	0.94	/	0.42	0.04	0.03
WCDMA1700 ANT2	1.12	0.60	0.53	0.49	0.71	0.68	/	0.97	/	0.56	0.04	0.03
WCDMA850 ANT2	0.79	0.77	0.67	0.72	0.39	0.39	0.32	0.10	/	0.49	0.04	0.03
LTEB7 ANT4	0.54	0.31	1.30	0.52	0.53	0.76	0.69	0.10	0.05	0.04	0.39	0.49
LTEB12 ANT0	0.81	0.71	0.78	0.82	0.33	0.42	0.43	0.10	/	0.39	0.04	0.03
LTEB13 ANT0	0.83	0.85	0.81	0.90	0.44	0.49	0.62	0.10	/	0.63	0.04	0.03
LTEB25 ANT2	0.93	0.49	0.37	0.32	0.52	0.64	/	0.84	/	0.38	0.33	0.39
LTEB26 ANT0	1.05	1.00	0.94	1.06	0.53	0.54	0.45	0.10	/	0.68	0.04	0.03
LTEB41 PC3 ANT4	0.37	0.28	0.73	0.33	0.40	0.51	0.44	0.10	/	0.12	0.24	0.28
LTEB41 PC2 ANT4	0.35	0.27	0.81	0.31	0.53	0.73	0.63	0.10	/	0.15	0.40	0.52
LTEB66 ANT2	1.04	0.48	0.41	0.36	0.40	0.43	/	0.57	/	0.30	0.30	0.28
LTEB71 ANT0	0.61	0.55	0.57	0.64	0.30	0.40	0.44	0.10	/	0.29	0.04	0.03
n25 ANT2	1.29	0.53	0.46	0.40	0.41	0.50	/	0.73	/	0.04	0.33	0.38
n41(PC2)ANT1	0.34	0.22	0.28	0.14	0.14	0.24	/	0.12	0.15	0.05	0.14	0.28
n41(PC2)ANT4	0.47	0.37	1.04	0.48	0.54	0.63	0.71	0.10	0.07	0.04	0.45	0.47
n66 ANT2	1.11	0.57	0.50	0.43	0.27	0.28	0.00	0.40	/	0.22	0.31	0.29
n71 ANT0	0.55	0.49	0.52	0.60	0.29	0.32	0.43	0.10	/	0.29	0.04	0.03
n77 L ANT2(PC2)	0.65	0.35	0.16	0.16	0.19	0.46	/	0.73	/	0.04	0.14	0.33
n77 H ANT2(PC2)	0.83	0.45	0.19	0.22	0.14	0.25	/	0.43	/	0.04	0.26	0.62
n77 L ANT6(PC2)	0.24	0.24	0.43	0.28	0.18	0.21	0.31	0.10	/	0.04	0.08	0.08
n77 H ANT6(PC2)	0.25	0.24	0.46	0.29	0.15	0.18	0.29	0.10	/	0.04	0.16	0.28

**Table 13.2: The sum of SAR values for Main antenna + WiFi-5G (1g)**

Cellular+WiFi 5G	Left Cheek 1g (W/kg)	Left Tilt 1g (W/kg)	Right Cheek 1g (W/kg)	Right Tilt 1g (W/kg)	Front 10mm 1g (W/kg)	Rear 10mm 1g (W/kg)	Left Edge 10mm 1g (W/kg)	Right Edge 10mm 1g (W/kg)	Bottom Edge 10mm 1g (W/kg)	Top Edge 10mm 1g (W/kg)	Front 15mm 1g (W/kg)	Rear 15mm 1g (W/kg)
GSM850 ANT0	1.02	1.03	0.88	1.03	0.35	0.36	0.28	0.02	/	0.48	0.04	0.07
GSM1900 ANT2	0.94	0.56	0.31	0.29	0.12	0.16	0.02	0.24	/	0.08	0.04	0.07
WCDMA1900 ANT2	1.39	0.78	0.57	0.47	0.56	0.71	0.02	0.86	/	0.40	0.04	0.07
WCDMA1700 ANT2	1.29	0.76	0.58	0.53	0.67	0.65	0.02	0.89	/	0.54	0.04	0.07
WCDMA850 ANT2	0.96	0.93	0.72	0.76	0.35	0.36	0.34	0.02	/	0.47	0.04	0.07
LTEB7 ANT4	0.71	0.47	1.35	0.56	0.49	0.73	0.71	0.02	0.05	0.02	0.39	0.53
LTEB12 ANT0	0.98	0.87	0.83	0.86	0.29	0.39	0.45	0.02	/	0.37	0.04	0.07
LTEB13 ANT0	1.00	1.01	0.86	0.94	0.40	0.46	0.64	0.02	/	0.61	0.04	0.07
LTEB25 ANT2	1.10	0.65	0.42	0.36	0.48	0.61	0.02	0.76	/	0.36	0.33	0.43
LTEB26 ANT0	1.22	1.16	0.99	1.10	0.49	0.51	0.47	0.02	/	0.66	0.04	0.07
LTEB41 PC3 ANT4	0.54	0.44	0.78	0.37	0.36	0.48	0.46	0.02	/	0.10	0.24	0.32
LTEB41 PC2 ANT4	0.52	0.43	0.86	0.35	0.49	0.70	0.65	0.02	/	0.13	0.40	0.56
LTEB66 ANT2	1.21	0.64	0.46	0.40	0.36	0.40	0.02	0.49	/	0.28	0.30	0.32
LTEB71 ANT0	0.78	0.71	0.62	0.68	0.26	0.37	0.46	0.02	/	0.27	0.04	0.07
n25 ANT2	1.46	0.69	0.51	0.44	0.37	0.47	0.02	0.65	/	0.02	0.33	0.42
n41(PC2)ANT1	0.51	0.38	0.33	0.18	0.10	0.21	0.02	0.04	0.15	0.03	0.14	0.32
n41(PC2)ANT4	0.64	0.53	1.09	0.52	0.50	0.60	0.73	0.02	0.07	0.02	0.45	0.51
n66 ANT2	1.28	0.73	0.55	0.47	0.23	0.25	0.02	0.32	/	0.20	0.31	0.33
n71 ANT0	0.72	0.65	0.57	0.64	0.25	0.29	0.45	0.02	/	0.27	0.04	0.07
n77 L ANT2(PC2)	0.82	0.51	0.21	0.20	0.15	0.43	0.02	0.65	/	0.02	0.14	0.37
n77 H ANT2(PC2)	1.00	0.61	0.24	0.26	0.10	0.22	0.02	0.35	/	0.02	0.26	0.66
n77 L ANT6(PC2)	0.41	0.40	0.48	0.32	0.14	0.18	0.33	0.02	/	0.02	0.08	0.12
n77 H ANT6(PC2)	0.42	0.40	0.51	0.33	0.11	0.15	0.31	0.02	/	0.02	0.16	0.32

**Table 13.3: The sum of SAR values for Main antenna PC(1.5)**

Cellular	Left Cheek 1g (W/kg)	Left Tilt 1g (W/kg)	Right Cheek 1g (W/kg)	Right Tilt 1g (W/kg)	Front 10mm 1g (W/kg)	Rear 10mm 1g (W/kg)	Left Edge 10mm 1g (W/kg)	Right Edge 10mm 1g (W/kg)	Bottom Edge 10mm 1g (W/kg)	Top Edge 10mm 1g (W/kg)	Front 15mm 1g (W/kg)	Rear 15mm 1g (W/kg)
n41 (PC1.5) ANT1+ANT4	0.64	0.42	1.24	0.54	0.61	0.81	0.71	0.12	0.22	0.05	0.55	0.72
n41(PC2)ANT1	0.34	0.22	0.28	0.14	0.14	0.24	0	0.12	0.15	0.05	0.14	0.28
n41(PC2)ANT4	0.3	0.20	0.96	0.40	0.47	0.57	0.71		0.07		0.41	0.44
n77 (PC1.5)ANT6+ANT2	0.89	0.59	0.59	0.44	0.37	0.67	0.31	0.83	0.00	0.08	0.22	0.41
n77 L ANT2(PC2)	0.65	0.35	0.16	0.16	0.19	0.46	0	0.73	0	0.04	0.14	0.33
n77 L ANT6(PC2)	0.24	0.24	0.43	0.28	0.18	0.21	0.31	0.1	0	0.04	0.08	0.08
n77 (PC1.5)ANT6+ANT2	1.08	0.69	0.65	0.51	0.29	0.43	0.29	0.53	0.00	0.08	0.42	0.90
n77 HANT2(PC2)	0.83	0.45	0.19	0.22	0.14	0.25	0	0.43	0	0.04	0.26	0.62
n77 HANT6(PC2)	0.25	0.24	0.46	0.29	0.15	0.18	0.29	0.1	0	0.04	0.16	0.28

**Table 13.4: The sum of SAR values for ENDC (1g)**

ENDC	Left Cheek 1g (W/kg)	Left Tilt 1g (W/kg)	Right Cheek 1g (W/kg)	Right Tilt 1g (W/kg)	Front 10mm 1g (W/kg)	Rear 10mm 1g (W/kg)	Left Edge 10mm 1g (W/kg)	Right Edge 10mm 1g (W/kg)	Bottom Edge 10mm 1g (W/kg)	Top Edge 10mm 1g (W/kg)	Front 15mm 1g (W/kg)	Rear 15mm 1g (W/kg)
DC 2A_n41A[4]	0.58	0.44	1.31	0.65	0.81	1.38	0.71	0.14	0.95	/	0.88	1.24
B2 ANT1	0.28	0.24	0.35	0.25	0.34	0.81	/	0.14	0.88	/	0.47	0.80
n41(PC2) ANT4	0.3	0.20	0.96	0.40	0.47	0.57	0.71	/	0.07	/	0.41	0.44
DC_66A[4]_N41a	0.44	0.30	1.15	0.56	0.50	0.64	0.71	/	0.17	/	0.56	0.77
B66 ANT1	0.14	0.10	0.19	0.16	0.03	0.07	/	/	0.10	/	0.15	0.33
n41(PC2) ANT4	0.3	0.20	0.96	0.40	0.47	0.57	0.71	/	0.07	/	0.41	0.44
DC 2A[4]_n71A	0.66	0.56	0.79	0.77	0.56	1.07	0.43	0.14	0.88	0.25	0.47	0.80
B2 ANT1	0.28	0.24	0.35	0.25	0.34	0.81	/	0.14	0.88	/	0.47	0.80
n71 ANT0	0.38	0.32	0.44	0.52	0.22	0.26	0.43	/	/	0.25	/	/
DC_66A[4]_n71A	0.52	0.42	0.63	0.68	0.25	0.33	0.43	/	0.10	0.25	0.15	0.33
B66 ANT1	0.14	0.10	0.19	0.16	0.03	0.07	/	/	0.10	/	0.15	0.33
n71 ANT0	0.38	0.32	0.44	0.52	0.22	0.26	0.43	/	/	0.25	/	/

**Table 13.5: The sum of SAR values for ENDC + WiFi (1g)**

WiFi2.4G+ENDC	Left Cheek 1g (W/kg)	Left Tilt 1g (W/kg)	Right Cheek 1g (W/kg)	Right Tilt 1g (W/kg)	Front 10mm 1g (W/kg)	Rear 10mm 1g (W/kg)	Left Edge 10mm 1g (W/kg)	Right Edge 10mm 1g (W/kg)	Bottom Edge 10mm 1g (W/kg)	Top Edge 10mm 1g (W/kg)	Front 15mm 1g (W/kg)	Rear 15mm 1g (W/kg)
DC 2A_n41A[4]	0.75	0.61	1.39	0.73	0.88	1.44	0.71	0.24	1.12	0.04	0.92	1.27
DC_66A[4]_N41a	0.61	0.47	1.23	0.64	0.57	0.70	0.71	0.10	0.34	0.04	0.60	0.80
DC_2A[4]_n71A	0.83	0.73	0.87	0.85	0.63	1.13	0.43	0.24	1.05	0.29	0.51	0.83
DC_66A[4]_n71A	0.69	0.59	0.71	0.76	0.32	0.39	0.43	0.10	0.27	0.29	0.19	0.36
WiFi5G+ENDC	Left Cheek 1g (W/kg)	Left Tilt 1g (W/kg)	Right Cheek 1g (W/kg)	Right Tilt 1g (W/kg)	Front 10mm 1g (W/kg)	Rear 10mm 1g (W/kg)	Left Edge 10mm 1g (W/kg)	Right Edge 10mm 1g (W/kg)	Bottom Edge 10mm 1g (W/kg)	Top Edge 10mm 1g (W/kg)	Front 15mm 1g (W/kg)	Rear 15mm 1g (W/kg)
DC 2A_n41A[4]	0.92	0.77	1.44	0.77	0.84	1.41	0.73	0.16	0.95	0.02	0.92	1.31
DC_66A[4]_N41a	0.78	0.63	1.28	0.68	0.53	0.67	0.73	0.02	0.17	0.02	0.60	0.84
DC_2A[4]_n71A	1.00	0.89	0.92	0.89	0.59	1.10	0.45	0.16	0.88	0.27	0.51	0.87
DC_66A[4]_n71A	0.86	0.75	0.76	0.80	0.28	0.36	0.45	0.02	0.10	0.27	0.19	0.40

**Conclusion:**

According to the above tables, the sum of reported SAR values is <math>< 1.6\text{W/kg}</math>. So the simultaneous transmission SAR with volume scans is not required.

**Table 13.6: The sum of SAR values for Limb SAR (10g)**

Cellular	Front 0mm 10g (W/kg)	Rear 0mm 10g (W/kg)	Left Edge 0mm 10g (W/kg)	Right Edge 0mm 10g (W/kg)	Bottom Edge 0mm 10g (W/kg)	Top Edge 0mm 10g (W/kg)
WCDMA1900 ANT2	2.07	/	/	/	/	/
LTE Band2 ANT1	/	3.22	/	/	3	/
LTE Band7 ANT4	/	/	1.29	/	/	/
LTE Band26 ANT0	/	/	/	/	/	1.66
n77 L ANT2	/	/	/	3.24	/	/
WiFi	Front 0mm 10g (W/kg)	Rear 0mm 10g (W/kg)	Left Edge 0mm 10g (W/kg)	Right Edge 0mm 10g (W/kg)	Bottom Edge 0mm 10g (W/kg)	Top Edge 0mm 10g (W/kg)
WiFi2.4G	0.4	0.33	/	0.5	/	0.22
WiFi5G	0.28	0.31	/	0.16	/	0.13
Cellular+WiFi2.4G	Front 0mm 10g (W/kg)	Rear 0mm 10g (W/kg)	Left Edge 0mm 10g (W/kg)	Right Edge 0mm 10g (W/kg)	Bottom Edge 0mm 10g (W/kg)	Top Edge 0mm 10g (W/kg)
WCDMA1900 ANT2	2.47	0.33	/	0.5	/	0.22
LTE Band2 ANT1	0.4	3.55	/	0.5	3	0.22
LTE Band7 ANT4	0.4	0.33	1.29	0.5	/	0.22
LTE Band26 ANT0	0.4	0.33	/	0.5	/	1.88
n77 L ANT2	0.4	0.33	/	3.74	/	0.22
Cellular+WiFi5G	Front 0mm 10g (W/kg)	Rear 0mm 10g (W/kg)	Left Edge 0mm 10g (W/kg)	Right Edge 0mm 10g (W/kg)	Bottom Edge 0mm 10g (W/kg)	Top Edge 0mm 10g (W/kg)
WCDMA1900 ANT2	2.35	0.31	/	0.16	/	0.13
LTE Band2 ANT1	0.28	3.53	/	0.16	3	0.13
LTE Band7 ANT4	0.28	0.31	1.29	0.16	/	0.13
LTE Band26 ANT0	0.28	0.31	/	0.16	/	1.79
n77 L ANT2	0.28	0.31	/	3.4	/	0.13

**Conclusion:**

According to the above tables, the sum of reported SAR values is < 4.0 W/kg. So the simultaneous transmission SAR with volume scans is not required.

## 14 SAR Test Result

It is determined by user manual for the distance between the EUT and the phantom bottom. The distance is 10 mm and just applied to the condition of body worn accessory.

It is performed for all SAR measurements with area scan based 1-g SAR estimation (Fast SAR). A zoom scan measurement is added when the estimated 1-g SAR is the highest measured SAR in each exposure configuration, wireless mode and frequency band combination or more than 1.2W/kg.

The calculated SAR is obtained by the following formula:

$$\text{Reported SAR} = \text{Measured SAR} \times 10^{(P_{\text{Target}} - P_{\text{Measured}})/10}$$

Where  $P_{\text{Target}}$  is the power of manufacturing upper limit;

$P_{\text{Measured}}$  is the measured power in chapter 11.

**Table 14.1: Duty Cycle**

Duty Cycle	Antenna	Head	Hotspot	Body Worn
GSM850	0	1:2.67	1:2.67	1:2.67
GSM1900	2	1:2.67	1:4	1:4
WCDMA1900	2	1:1	1:1	1:1
WCDMA1700	2	1:1	1:1	1:1
WCDMA 850	0	1:1	1:1	1:1
LTE Band7	4	1:1	1:1	1:1
LTE Band12	0	1:1	1:1	1:1
LTE Band13	0	1:1	1:1	1:1
LTE Band25	2	1:1	1:1	1:1
LTE Band26	0	1:1	1:1	1:1
LTE Band41-PC3	4	1:1.58	1:1.58	1:1.58
LTE Band41-PC2	4	1:2.31	1:2.31	1:2.31
LTE Band66	1	1:1	1:1	1:1
LTE Band66	2	1:1	1:1	1:1
LTE Band71	0	1:1	1:1	1:1
5G NR n25	2	1:1	1:1	1:1
5G NR n41-PC2	1	1:1	1:1	1:1
5G NR n41-PC2	4	1:1	1:1	1:1
5G NR n66	2	1:1	1:1	1:1
5G NR n71	0	1:1	1:1	1:1
5G NR n77L-PC2	2	1:1	1:1	1:1
5G NR n77H-PC2	2	1:1	1:1	1:1
5G NR n77L-PC2	6	1:1	1:1	1:1
5G NR n77H-PC2	6	1:1	1:1	1:1

The conducted power value in NR band (TDD) need to be dynamically adjusted with the uplink duty cycle.

n41 PC2 (Head) ANT4					n41 PC2 (Body 10mm) ANT4					n41 PC2 (Body 15mm/0mm) ANT4				
Maxpower	Duty cycle	TX power	Calculation -10*log (Duty cycle)	Time Average Power (dBm)	Maxpower	Duty cycle	TX power	Calculation -10*log (Duty cycle)	Time Average Power (dBm)	Maxpower	Duty cycle	TX power	Calculation -10*log (Duty cycle)	Time Average Power (dBm)
26	1%-10%	26	-10	16	26	1%-10%	26	-10	16	26	1%-10%	26	-10	16
26	11%-20%	25.5	-7	18.5	26	11%-20%	24.5	-7	17.5	26	11%-20%	26	-7	19
26	21%-30%	23.5	-5.2	18.3	26	21%-30%	22.5	-5.2	17.3	26	21%-30%	24.5	-5.2	19.3
26	31%-40%	22.5	-4	18.5	26	31%-40%	21.5	-4	17.5	26	31%-40%	23.5	-4	19.5
26	41%-50%	21.5	-3	18.5	26	41%-50%	20.5	-3	17.5	26	41%-50%	22.5	-3	19.5
26	51%-60%	20.5	-2.2	18.3	26	51%-60%	19.5	-2.2	17.3	26	51%-60%	21.5	-2.2	19.3
26	61%-70%	20	-1.5	18.5	26	61%-70%	19	-1.5	17.5	26	61%-70%	21	-1.5	19.5
26	71%-80%	19.5	-1	18.5	26	71%-80%	18.5	-1	17.5	26	71%-80%	20.5	-1	19.5
26	81%-90%	19	-0.5	18.5	26	81%-90%	18	-0.5	17.5	26	81%-90%	20	-0.5	19.5
26	91%-100%	19	0	19	26	91%-100%	18	0	18	26	91%-100%	20	0	20
n77 PC2 (Head) ANT2					n77 PC2 (Body 10mm) ANT2					n77 PC2 (Body 15mm/0mm) ANT2				
Maxpower	Duty cycle	TX power	Calculation -10*log (Duty cycle)	Time Average Power (dBm)	Maxpower	Duty cycle	TX power	Calculation -10*log (Duty cycle)	Time Average Power (dBm)	Maxpower	Duty cycle	TX power	Calculation -10*log (Duty cycle)	Time Average Power (dBm)
26	1%-10%	25.5	-10	15.5	26	1%-10%	26	-10	16	26	1%-10%	26	-10	16
26	11%-20%	23	-7	16	26	11%-20%	24	-7	17	26	11%-20%	25	-7	18
26	21%-30%	21	-5.2	15.8	26	21%-30%	22.2	-5.2	17	26	21%-30%	23	-5.2	17.8
26	31%-40%	20	-4	16	26	31%-40%	21	-4	17	26	31%-40%	22	-4	18
26	41%-50%	19	-3	16	26	41%-50%	20	-3	17	26	41%-50%	21	-3	18
26	51%-60%	18	-2.2	15.8	26	51%-60%	19.2	-2.2	17	26	51%-60%	20	-2.2	17.8
26	61%-70%	17.5	-1.5	16	26	61%-70%	18.5	-1.5	17	26	61%-70%	19.5	-1.5	18
26	71%-80%	17	-1	16	26	71%-80%	18	-1	17	26	71%-80%	19	-1	18
26	81%-90%	16.5	-0.5	16	26	81%-90%	17.5	-0.5	17	26	81%-90%	18.5	-0.5	18
26	91%-100%	16.5	0	16.5	26	91%-100%	17.5	0	17.5	26	91%-100%	18.5	0	18.5
n41 PC2 (Head) ANT1					n41 PC2 (Body 10mm) ANT1					n41 PC2 (Body 15mm/0mm) ANT1				
Maxpower	Duty cycle	TX power	Calculation -10*log (Duty cycle)	Time Average Power (dBm)	Maxpower	Duty cycle	TX power	Calculation -10*log (Duty cycle)	Time Average Power (dBm)	Maxpower	Duty cycle	TX power	Calculation -10*log (Duty cycle)	Time Average Power (dBm)
26	1%-10%	26	-10	22.5	26	1%-10%	24.5	-10	14.5	26	1%-10%	26	-10	16
26	11%-20%	26	-7	22.5	26	11%-20%	21.5	-7	14.5	26	11%-20%	24.5	-7	17.5
26	21%-30%	26	-5.2	22.3	26	21%-30%	19.5	-5.2	14.3	26	21%-30%	22.5	-5.2	17.3
26	31%-40%	26	-4	22.5	26	31%-40%	18.5	-4	14.5	26	31%-40%	21.5	-4	17.5
26	41%-50%	25.5	-3	22.5	26	41%-50%	17.5	-3	14.5	26	41%-50%	20.5	-3	17.5
26	51%-60%	24.5	-2.2	22.3	26	51%-60%	16.5	-2.2	14.3	26	51%-60%	19.5	-2.2	17.3
26	61%-70%	24	-1.5	22.5	26	61%-70%	16	-1.5	14.5	26	61%-70%	19	-1.5	17.5
26	71%-80%	23.5	-1	22.5	26	71%-80%	15.5	-1	14.5	26	71%-80%	18.5	-1	17.5
26	81%-90%	23	-0.5	22.5	26	81%-90%	15	-0.5	14.5	26	81%-90%	18	-0.5	17.5
26	91%-100%	23	0	23	26	91%-100%	15	0	15	26	91%-100%	18	0	18
n77 PC2 (Head) ANT6					n77 PC2 (Body 10mm) ANT6					n77 PC2 (Body 15mm/0mm) ANT6				
Maxpower	Duty cycle	TX power	Calculation -10*log (Duty cycle)	Time Average Power (dBm)	Maxpower	Duty cycle	TX power	Calculation -10*log (Duty cycle)	Time Average Power (dBm)	Maxpower	Duty cycle	TX power	Calculation -10*log (Duty cycle)	Time Average Power (dBm)
26	1%-10%	23.5	-10	13.5	26	1%-10%	24.5	-10	14.5	26	1%-10%	26	-10	16
26	11%-20%	20.5	-7	13.5	26	11%-20%	21.5	-7	14.5	26	11%-20%	23.5	-7	16.5
26	21%-30%	18.5	-5.2	13.3	26	21%-30%	19.5	-5.2	14.3	26	21%-30%	21.5	-5.2	16.3
26	31%-40%	17.5	-4	13.5	26	31%-40%	18.5	-4	14.5	26	31%-40%	20.5	-4	16.5
26	41%-50%	16.5	-3	13.5	26	41%-50%	17.5	-3	14.5	26	41%-50%	19.5	-3	16.5
26	51%-60%	15.5	-2.2	13.3	26	51%-60%	16.5	-2.2	14.3	26	51%-60%	18.5	-2.2	16.3
26	61%-70%	15	-1.5	13.5	26	61%-70%	16	-1.5	14.5	26	61%-70%	18	-1.5	16.5
26	71%-80%	14.5	-1	13.5	26	71%-80%	15.5	-1	14.5	26	71%-80%	17.5	-1	16.5
26	81%-90%	14	-0.5	13.5	26	81%-90%	15	-0.5	14.5	26	81%-90%	17	-0.5	16.5
26	91%-100%	14	0	14	26	91%-100%	15	0	15	26	91%-100%	17	0	17
DC_2A_n41A[4]				B2					ANT1		n41 (PC2)			ANT4
DC_66A[4]_n41A				B66					ANT1		n41 (PC2)			ANT4
DC_2A[4]_n71A				B2					ANT1		n71			ANT0
DC_66A[4]_n71A				B66					ANT1		n71			ANT0

### 14.1 SAR results for 2G/3G/4G B2=Battery2(TLp049DA - TMB)

RF Exposure Conditions	Frequency Band	Channel Number	Frequency (MHz)	Mode/RB	Test Position	Distance	Figure No./Note	EUT Measured Power (dBm)	Tune up (dBm)	Measured SAR 1g (W/kg)	Calculated SAR 1g (W/kg)	Measured SAR 10g (W/kg)	Calculated SAR 10g (W/kg)	Power Drift
Head	GSM850 ANT0	190	836.6	GPRS (3tx)	Left Cheek	0mm	\	29.41	30.50	0.528	0.68	0.333	0.43	0.29
Head	GSM850 ANT0	190	836.6	GPRS (3tx)	Left Tilt	0mm	\	29.41	30.50	0.541	0.70	0.306	0.39	0.13
Head	GSM850 ANT0	190	836.6	GPRS (3tx)	Right Cheek	0mm	\	29.41	30.50	0.541	0.70	0.340	0.44	0.19
Head	GSM850 ANT0	190	836.6	GPRS (3tx)	Right Tilt	0mm	\	29.41	30.50	0.580	0.75	0.326	0.42	-0.18
Head	GSM850 ANT0	128	824.2	GPRS (3tx)	Right Tilt	0mm	Fig.A1	29.50	30.50	0.719	0.91	0.393	0.49	-0.10
Head	GSM850 ANT0	251	848.8	GPRS (3tx)	Right Tilt	0mm	\	29.85	30.50	0.528	0.61	0.306	0.36	-0.17
Head	GSM850 ANT0	251	848.8	EGPRS (3tx)	Right Cheek	0mm	\	29.68	30.50	0.455	0.55	0.300	0.36	0.17
Body	GSM850 ANT0	190	836.6	GPRS (3tx)	Front	10mm	\	29.41	30.50	0.250	0.32	0.162	0.21	-0.19
Body	GSM850 ANT0	190	836.6	GPRS (3tx)	Rear	10mm	\	29.41	30.50	0.254	0.33	0.165	0.21	-0.07
Body	GSM850 ANT0	190	836.6	GPRS (3tx)	Left Edge	10mm	\	29.41	30.50	0.205	0.26	0.144	0.19	-0.06
Body	GSM850 ANT0	190	836.6	GPRS (3tx)	Top Edge	10mm	Fig.A2	29.41	30.50	0.356	0.46	0.192	0.25	-0.11
Body	GSM850 ANT0	251	848.8	GPRS (3tx)	Top Edge	10mm	\	29.85	30.50	0.305	0.35	0.165	0.19	0.12
Body	GSM850 ANT0	128	824.2	GPRS (3tx)	Top Edge	10mm	\	29.50	30.50	0.313	0.39	0.171	0.22	0.27
Body	GSM850 ANT0	251	848.8	EGPRS (3tx)	Rear	10mm	\	29.68	30.50	0.248	0.30	0.159	0.19	-0.13
RF Exposure Conditions	Frequency Band	Channel Number	Frequency (MHz)	Mode/RB	Test Position	Distance	Figure No./Note	EUT Measured Power (dBm)	Tune up (dBm)	Measured SAR 1g (W/kg)	Calculated SAR 1g (W/kg)	Measured SAR 10g (W/kg)	Calculated SAR 10g (W/kg)	Power Drift
Head	GSM1900 ANT2	661	1880	GPRS(3TX)	Left Cheek	0mm	\	25.11	26.00	0.427	0.52	0.235	0.29	0.06
Head	GSM1900 ANT2	810	1909.8	GPRS(3TX)	Left Cheek	0mm	Fig.A3	24.97	26.00	0.472	0.60	0.262	0.33	0.20
Head	GSM1900 ANT2	512	1850.2	GPRS(3TX)	Left Cheek	0mm	\	24.99	26.00	0.439	0.55	0.242	0.31	0.13
Head	GSM1900 ANT2	661	1880	GPRS(3TX)	Left Tilt	0mm	\	25.11	26.00	0.185	0.23	0.103	0.13	-0.12
Head	GSM1900 ANT2	661	1880	GPRS(3TX)	Right Cheek	0mm	\	25.11	26.00	0.179	0.18	0.117	0.14	-0.06
Head	GSM1900 ANT2	661	1880	GPRS(3TX)	Right Tilt	0mm	\	25.11	26.00	0.141	0.17	0.085	0.10	-0.03
Head	GSM1900 ANT2	810	1909.8	EGPRS(3TX)	Left Cheek	0mm	\	25.08	26.00	0.441	0.55	0.230	0.28	0.05
Body	GSM1900 ANT2	661	1880	GPRS(2TX)	Front	10mm	\	28.64	29.50	0.075	0.09	0.048	0.06	0.18
Body	GSM1900 ANT2	661	1880	GPRS(2TX)	Rear	10mm	\	28.64	29.50	0.108	0.13	0.062	0.08	0.15
Body	GSM1900 ANT2	661	1880	GPRS(2TX)	Right Edge	10mm	\	28.64	29.50	0.126	0.15	0.072	0.09	0.26
Body	GSM1900 ANT2	661	1880	GPRS(2TX)	Top Edge	10mm	\	28.64	29.50	0.048	0.06	0.029	0.04	0.20
Body	GSM1900 ANT2	512	1850.2	GPRS(2TX)	Right Edge	10mm	Fig.A4	28.39	29.50	0.172	0.22	0.093	0.12	0.11
Body	GSM1900 ANT2	810	1909.8	GPRS(2TX)	Right Edge	10mm	\	28.53	29.50	0.119	0.15	0.063	0.08	-0.22
RF Exposure Conditions	Frequency Band	Channel Number	Frequency (MHz)	Mode/RB	Test Position	Distance	Figure No./Note	EUT Measured Power (dBm)	Tune up (dBm)	Measured SAR 1g (W/kg)	Calculated SAR 1g (W/kg)	Measured SAR 10g (W/kg)	Calculated SAR 10g (W/kg)	Power Drift
Head	WCDMA1900 ANT2	9400	1880	RMC	Left Cheek	0mm	\	19.29	20.00	0.886	1.04	0.473	0.56	-0.14
Head	WCDMA1900 ANT2	9262	1852.4	RMC	Left Cheek	0mm	Fig.A5	19.71	20.00	0.980	1.05	0.529	0.57	0.28
Head	WCDMA1900 ANT2	9538	1907.6	RMC	Left Cheek	0mm	\	19.78	20.00	0.911	0.96	0.489	0.51	-0.11
Head	WCDMA1900 ANT2	9400	1880	RMC	Left Tilt	0mm	\	19.29	20.00	0.385	0.45	0.208	0.24	-0.12
Head	WCDMA1900 ANT2	9400	1880	RMC	Right Cheek	0mm	\	19.29	20.00	0.371	0.44	0.235	0.28	0.08
Head	WCDMA1900 ANT2	9400	1880	RMC	Right Tilt	0mm	\	19.29	20.00	0.294	0.35	0.171	0.20	-0.11
Body	WCDMA1900 ANT2	9400	1880	RMC	Front	10mm	\	22.33	23.00	0.458	0.53	0.288	0.34	0.19
Body	WCDMA1900 ANT2	9400	1880	RMC	Rear	10mm	\	22.33	23.00	0.580	0.68	0.342	0.40	0.09
Body	WCDMA1900 ANT2	9400	1880	RMC	Right Edge	10mm	\	22.33	23.00	0.704	0.82	0.389	0.45	0.04
Body	WCDMA1900 ANT2	9400	1880	RMC	Top Edge	10mm	\	22.33	23.00	0.323	0.38	0.196	0.23	-0.02
Body	WCDMA1900 ANT2	9538	1907.6	RMC	Right Edge	10mm	Fig.A6	22.67	23.00	0.776	0.84	0.425	0.46	0.30
Body	WCDMA1900 ANT2	9262	1852.4	RMC	Right Edge	10mm	\	22.75	23.00	0.730	0.77	0.402	0.43	0.09
Body	WCDMA1900 ANT2	9400	1880	RMC	Front	0mm	\	22.33	23.00	2.920	3.41	1.774	2.07	0.07
Body	WCDMA1900 ANT2	9400	1880	RMC	Right Edge	0mm	\	22.33	23.00	6.170	7.20	2.894	3.38	0.08
RF Exposure Conditions	Frequency Band	Channel Number	Frequency (MHz)	Mode/RB	Test Position	Distance	Figure No./Note	EUT Measured Power (dBm)	Tune up (dBm)	Measured SAR 1g (W/kg)	Calculated SAR 1g (W/kg)	Measured SAR 10g (W/kg)	Calculated SAR 10g (W/kg)	Power Drift
Head	WCDMA1700 ANT2	1412	1732.4	RMC	Left Cheek	0mm	Fig.A7	20.25	21.50	0.713	0.95	0.407	0.54	-0.24
Head	WCDMA1700 ANT2	1412	1732.4	RMC	Left Tilt	0mm	\	20.25	21.50	0.322	0.43	0.196	0.26	0.03
Head	WCDMA1700 ANT2	1412	1732.4	RMC	Right Cheek	0mm	\	20.25	21.50	0.338	0.45	0.226	0.30	-0.04
Head	WCDMA1700 ANT2	1412	1732.4	RMC	Right Tilt	0mm	\	20.25	21.50	0.306	0.41	0.187	0.25	-0.25
Head	WCDMA1700 ANT2	1513	1752.6	RMC	Left Cheek	0mm	\	19.97	21.50	0.670	0.95	0.380	0.54	-0.05
Head	WCDMA1700 ANT2	1312	1712.4	RMC	Left Cheek	0mm	\	20.11	21.50	0.683	0.94	0.381	0.52	-0.29
Body	WCDMA1700 ANT2	1412	1732.5	RMC	Front	10mm	\	22.21	23.50	0.478	0.64	0.305	0.41	0.11
Body	WCDMA1700 ANT2	1412	1732.5	RMC	Rear	10mm	\	22.21	23.50	0.460	0.62	0.294	0.40	0.22
Body	WCDMA1700 ANT2	1412	1732.5	RMC	Right Edge	10mm	Fig.A8	22.21	23.50	0.643	0.87	0.374	0.50	-0.06
Body	WCDMA1700 ANT2	1412	1732.5	RMC	Top Edge	10mm	\	22.21	23.50	0.385	0.52	0.217	0.29	-0.29
Body	WCDMA1700 ANT2	1513	1752.6	RMC	Right Edge	10mm	\	21.97	23.50	0.605	0.86	0.346	0.49	0.30
Body	WCDMA1700 ANT2	1312	1712.4	RMC	Right Edge	10mm	\	22.18	23.50	0.603	0.82	0.338	0.46	0.14
RF Exposure Conditions	Frequency Band	Channel Number	Frequency (MHz)	Mode/RB	Test Position	Distance	Figure No./Note	EUT Measured Power (dBm)	Tune up (dBm)	Measured SAR 1g (W/kg)	Calculated SAR 1g (W/kg)	Measured SAR 10g (W/kg)	Calculated SAR 10g (W/kg)	Power Drift
Head	WCDMA 850 ANT0	4183	836.6	RMC	Left Cheek	0mm	\	22.37	23.50	0.478	0.62	0.276	0.36	0.26
Head	WCDMA 850 ANT0	4183	836.6	RMC	Left Tilt	0mm	\	22.37	23.50	0.463	0.60	0.245	0.32	-0.19
Head	WCDMA 850 ANT0	4183	836.6	RMC	Right Cheek	0mm	\	22.37	23.50	0.457	0.59	0.277	0.36	-0.02
Head	WCDMA 850 ANT0	4183	836.6	RMC	Right Tilt	0mm	Fig.A9	22.37	23.50	0.495	0.64	0.264	0.34	0.15
Head	WCDMA 850 ANT0	4233	846.6	RMC	Right Tilt	0mm	\	22.28	23.50	0.470	0.62	0.261	0.35	-0.27
Head	WCDMA 850 ANT0	4132	826.4	RMC	Right Tilt	0mm	\	22.14	23.50	0.461	0.63	0.259	0.35	0.11
Body	WCDMA 850 ANT0	4183	836.6	RMC	Front	10mm	\	22.37	23.50	0.244	0.32	0.153	0.20	0.01
Body	WCDMA 850 ANT0	4183	836.6	RMC	Rear	10mm	\	22.37	23.50	0.258	0.33	0.163	0.21	-0.05
Body	WCDMA 850 ANT0	4183	836.6	RMC	Left Edge	10mm	\	22.37	23.50	0.246	0.32	0.170	0.22	-0.03
Body	WCDMA 850 ANT0	4183	836.6	RMC	Top Edge	10mm	Fig.A10	22.37	23.50	0.345	0.45	0.186	0.24	0.02
Body	WCDMA 850 ANT0	4233	846.6	RMC	Top Edge	10mm	\	22.28	23.50	0.333	0.44	0.179	0.24	-0.07
Body	WCDMA 850 ANT0	4132	826.4	RMC	Top Edge	10mm	\	22.14	23.50	0.320	0.44	0.182	0.25	-0.09



RF Exposure Conditions	Frequency Band	Channel Number	Frequency (MHz)	Mode/RB	Test Position	Distance	Figure No./Note	EUT Measured Power (dBm)	Tune up (dBm)	Measured SAR 1g (W/kg)	Calculated SAR 1g (W/kg)	Measured SAR 10g (W/kg)	Calculated SAR 10g (W/kg)	Power Drift
Head	LTE Band2 ANT1	19100	1900	1RB-Middle	Left Cheek	0mm	\	23.99	24.50	0.250	<b>0.28</b>	0.161	<b>0.18</b>	0.20
Head	LTE Band2 ANT1	19100	1900	1RB-Middle	Left Tilt	0mm	\	23.99	24.50	0.214	<b>0.24</b>	0.134	<b>0.15</b>	-0.20
Head	LTE Band2 ANT1	19100	1900	1RB-Middle	Right Cheek	0mm	\	23.99	24.50	0.284	<b>0.32</b>	0.178	<b>0.20</b>	0.23
Head	LTE Band2 ANT1	19100	1900	1RB-Middle	Right Tilt	0mm	\	23.99	24.50	0.214	<b>0.24</b>	0.127	<b>0.14</b>	0.22
Head	LTE Band2 ANT1	19100	1900	50RB-High	Left Cheek	0mm	\	22.99	23.50	0.195	<b>0.22</b>	0.127	<b>0.14</b>	0.27
Head	LTE Band2 ANT1	19100	1900	50RB-High	Left Tilt	0mm	\	22.99	23.50	0.149	<b>0.17</b>	0.093	<b>0.10</b>	-0.12
Head	LTE Band2 ANT1	19100	1900	50RB-High	Right Cheek	0mm	Fig.A11	22.99	23.50	0.308	<b>0.35</b>	0.193	<b>0.22</b>	-0.03
Head	LTE Band2 ANT1	19100	1900	50RB-High	Right Tilt	0mm	\	22.99	23.50	0.224	<b>0.25</b>	0.137	<b>0.15</b>	0.28
RF Exposure Conditions	Frequency Band	Channel Number	Frequency (MHz)	Mode/RB	Test Position	Distance	Figure No./Note	EUT Measured Power (dBm)	Tune up (dBm)	Measured SAR 1g (W/kg)	Calculated SAR 1g (W/kg)	Measured SAR 10g (W/kg)	Calculated SAR 10g (W/kg)	Power Drift
Body	LTE Band2 ANT1	19100	1900	1RB-High	Front	10mm	/	15.71	16.50	0.285	<b>0.34</b>	0.186	<b>0.22</b>	-0.29
Body	LTE Band2 ANT1	19100	1900	1RB-High	Rear	10mm	/	15.71	16.50	0.676	<b>0.81</b>	0.415	<b>0.50</b>	0.17
Body	LTE Band2 ANT1	19100	1900	1RB-High	Right Edge	10mm	/	15.71	16.50	0.114	<b>0.14</b>	0.068	<b>0.08</b>	-0.01
Body	LTE Band2 ANT1	19100	1900	1RB-High	Bottom Edge	10mm	Fig.A12	15.71	16.50	0.730	<b>0.88</b>	0.423	<b>0.51</b>	-0.30
Body	LTE Band2 ANT1	19100	1900	50RB-High	Front	10mm	/	15.53	16.50	0.275	<b>0.34</b>	0.175	<b>0.22</b>	0.12
Body	LTE Band2 ANT1	19100	1900	50RB-High	Rear	10mm	/	15.53	16.50	0.649	<b>0.81</b>	0.393	<b>0.49</b>	0.15
Body	LTE Band2 ANT1	19100	1900	50RB-High	Right Edge	10mm	/	15.53	16.50	0.104	<b>0.13</b>	0.057	<b>0.07</b>	0.01
Body	LTE Band2 ANT1	19100	1900	50RB-High	Bottom Edge	10mm	/	15.53	16.50	0.666	<b>0.83</b>	0.390	<b>0.49</b>	0.11
RF Exposure Conditions	Frequency Band	Channel Number	Frequency (MHz)	Mode/RB	Test Position	Distance	Figure No./Note	EUT Measured Power (dBm)	Tune up (dBm)	Measured SAR 1g (W/kg)	Calculated SAR 1g (W/kg)	Measured SAR 10g (W/kg)	Calculated SAR 10g (W/kg)	Power Drift
Body	LTE Band2 ANT1	19100	1900	1RB-High	Front	15mm	/	18.11	18.50	0.429	<b>0.47</b>	0.236	<b>0.26</b>	0.20
Body	LTE Band2 ANT1	19100	1900	1RB-High	Rear	15mm	Fig.A13	18.11	18.50	0.730	<b>0.80</b>	0.383	<b>0.42</b>	0.12
Body	LTE Band2 ANT1	19100	1900	50RB-High	Front	15mm	/	18.24	18.50	0.412	<b>0.44</b>	0.225	<b>0.24</b>	0.04
Body	LTE Band2 ANT1	19100	1900	50RB-High	Rear	15mm	/	18.24	18.50	0.717	<b>0.76</b>	0.379	<b>0.40</b>	0.27
Body	LTE Band2 ANT1	19100	1900	1RB-High	Front	0mm	/	18.11	18.50	2.370	<b>2.59</b>	1.320	<b>1.44</b>	0.11
Body	LTE Band2 ANT1	19100	1900	1RB-High	Rear	0mm	/	18.11	18.50	5.610	<b>6.14</b>	2.940	<b>3.22</b>	0.09
Body	LTE Band2 ANT1	19100	1900	1RB-High	Bottom Edge	0mm	/	18.11	18.50	6.060	<b>6.63</b>	3.000	<b>3.28</b>	-0.16
RF Exposure Conditions	Frequency Band	Channel Number	Frequency (MHz)	Mode/RB	Test Position	Distance	Figure No./Note	EUT Measured Power (dBm)	Tune up (dBm)	Measured SAR 1g (W/kg)	Calculated SAR 1g (W/kg)	Measured SAR 10g (W/kg)	Calculated SAR 10g (W/kg)	Power Drift
Head	LTE Band7 ANT4	21100	2535	1RB-High	Left Cheek	0mm	\	17.51	18.50	0.204	0.26	0.121	0.15	-0.01
Head	LTE Band7 ANT4	21100	2535	1RB-High	Left Tilt	0mm	\	17.51	18.50	0.113	0.14	0.063	0.08	0.09
Head	LTE Band7 ANT4	21100	2535	1RB-High	Right Cheek	0mm	Fig.A14	17.51	18.50	0.973	1.22	0.470	0.59	0.22
Head	LTE Band7 ANT4	21100	2535	1RB-High	Right Tilt	0mm	\	17.51	18.50	0.351	0.44	0.186	0.23	0.11
Head	LTE Band7 ANT4	21350	2560	50RB-High	Left Cheek	0mm	\	17.50	18.50	0.296	0.37	0.167	0.21	0.14
Head	LTE Band7 ANT4	21350	2560	50RB-High	Left Tilt	0mm	\	17.50	18.50	0.106	0.13	0.060	0.08	-0.07
Head	LTE Band7 ANT4	21350	2560	50RB-High	Right Cheek	0mm	\	17.50	18.50	0.848	1.07	0.438	0.55	0.17
Head	LTE Band7 ANT4	21350	2560	50RB-High	Right Tilt	0mm	\	17.50	18.50	0.329	0.41	0.175	0.22	-0.24
Head	LTE Band7 ANT4	21350	2560	1RB-High	Right Cheek	0mm	\	17.08	18.50	0.860	1.19	0.453	0.63	0.04
Head	LTE Band7 ANT4	20850	2510	1RB-High	Right Cheek	0mm	\	17.27	18.50	0.780	1.04	0.404	0.54	0.18
Head	LTE Band7 ANT4	21100	2535	1RB-High	Right Cheek	0mm	B2	17.51	18.50	0.970	1.22	0.454	0.57	0.12
Head	LTE Band7 ANT4	21100	2535	1RB-High	Right Cheek	0mm	eSIM	17.51	18.50	0.961	1.21	0.451	0.57	-0.11
RF Exposure Conditions	Frequency Band	Channel Number	Frequency (MHz)	Mode/RB	Test Position	Distance	Figure No./Note	EUT Measured Power (dBm)	Tune up (dBm)	Measured SAR 1g (W/kg)	Calculated SAR 1g (W/kg)	Measured SAR 10g (W/kg)	Calculated SAR 10g (W/kg)	Power Drift
Body	LTE Band7 ANT4	21375	2535	1RB-High	Front	10mm	\	17.50	18.50	0.368	0.46	0.075	0.09	-0.28
Body	LTE Band7 ANT4	21375	2535	1RB-High	Rear	10mm	Fig.A15	17.50	18.50	0.555	0.70	0.105	0.13	-0.02
Body	LTE Band7 ANT4	21375	2535	1RB-High	Left Edge	10mm	\	17.50	18.50	0.550	0.69	0.107	0.13	0.08
Body	LTE Band7 ANT4	21375	2535	1RB-High	Bottom Edge	10mm	\	17.50	18.50	0.042	0.05	0.005	0.01	0.10
Body	LTE Band7 ANT4	21375	2535	50RB-Middle	Front	10mm	\	17.46	18.50	0.390	0.50	0.080	0.10	-0.19
Body	LTE Band7 ANT4	21375	2535	50RB-Middle	Rear	10mm	\	17.46	18.50	0.540	0.69	0.107	0.14	0.25
Body	LTE Band7 ANT4	21375	2535	50RB-Middle	Left Edge	10mm	\	17.46	18.50	0.533	0.68	0.100	0.13	0.23
Body	LTE Band7 ANT4	21375	2535	50RB-Middle	Right Edge	10mm	\	17.46	18.50	0.051	0.06	0.008	0.01	0.27
Body	LTE Band7 ANT4	21375	2535	50RB-Middle	Top Edge	10mm	\	17.46	18.50	0.097	0.12	0.020	0.03	0.03
Body	LTE Band7 ANT4	21375	2535	50RB-Middle	Bottom Edge	10mm	\	17.46	18.50	0.000	0.00	0.000	0.00	-0.15
RF Exposure Conditions	Frequency Band	Channel Number	Frequency (MHz)	Mode/RB	Test Position	Distance	Figure No./Note	EUT Measured Power (dBm)	Tune up (dBm)	Measured SAR 1g (W/kg)	Calculated SAR 1g (W/kg)	Measured SAR 10g (W/kg)	Calculated SAR 10g (W/kg)	Power Drift
Body	LTE Band7 ANT4	20850	2510	1RB-High	Front	15mm	\	18.48	19.50	0.240	0.30	0.132	0.17	0.02
Body	LTE Band7 ANT4	20850	2510	1RB-High	Rear	15mm	\	18.48	19.50	0.313	0.40	0.171	0.22	-0.22
Body	LTE Band7 ANT4	20850	2510	50RB-High	Front	15mm	\	18.43	19.50	0.272	0.35	0.151	0.19	-0.17
Body	LTE Band7 ANT4	20850	2510	50RB-High	Rear	15mm	Fig.A16	18.43	19.50	0.358	0.46	0.193	0.25	-0.11
Body	LTE Band7 ANT4	21375	2535	1RB-High	Rear	0mm	\	18.43	19.50	3.630	4.64	1.520	1.94	0.00
Body	LTE Band7 ANT4	21375	2535	1RB-High	Left Edge	0mm	\	18.43	19.50	2.730	3.49	1.010	1.29	0.02

RF Exposure Conditions	Frequency Band	Channel Number	Frequency (MHz)	Mode/RB	Test Position	Distance	Figure No./Note	EUT Measured Power (dBm)	Tune up (dBm)	Measured SAR 1g (W/kg)	Calculated SAR 1g (W/kg)	Measured SAR 10g (W/kg)	Calculated SAR 10g (W/kg)	Power Drift
Head	LTE Band12 ANTO	23095	707.5	1RB-High	Left Cheek	0mm	\	24.19	25.00	0.535	0.64	0.332	0.40	0.17
Head	LTE Band12 ANTO	23095	707.5	1RB-High	Left Tilt	0mm	\	24.19	25.00	0.452	0.54	0.265	0.32	0.26
Head	LTE Band12 ANTO	23095	707.5	1RB-High	Right Cheek	0mm	\	24.19	25.00	0.580	0.70	0.365	0.44	0.29
Head	LTE Band12 ANTO	23095	707.5	1RB-High	Right Tilt	0mm	Fig.A17	24.19	25.00	0.609	0.73	0.329	0.40	0.24
Head	LTE Band12 ANTO	23130	711	25RB-Low	Left Cheek	0mm	\	23.15	24.00	0.431	0.52	0.271	0.33	-0.25
Head	LTE Band12 ANTO	23130	711	25RB-Low	Left Tilt	0mm	\	23.15	24.00	0.379	0.46	0.221	0.27	-0.18
Head	LTE Band12 ANTO	23130	711	25RB-Low	Right Cheek	0mm	\	23.15	24.00	0.441	0.54	0.288	0.35	0.14
Head	LTE Band12 ANTO	23130	711	25RB-Low	Right Tilt	0mm	\	23.15	24.00	0.514	0.63	0.277	0.34	0.01
Body	LTE Band12 ANTO	23095	707.5	1RB-High	Front	10mm	\	24.19	25.00	0.219	0.26	0.171	0.21	-0.25
Body	LTE Band12 ANTO	23095	707.5	1RB-High	Rear	10mm	\	24.19	25.00	0.300	0.36	0.233	0.28	-0.28
Body	LTE Band12 ANTO	23095	707.5	1RB-High	Left Edge	10mm	Fig.A18	24.19	25.00	0.355	0.43	0.251	0.30	-0.16
Body	LTE Band12 ANTO	23095	707.5	1RB-High	Top Edge	10mm	\	24.19	25.00	0.293	0.35	0.153	0.18	-0.22
Body	LTE Band12 ANTO	23130	711	25RB-Low	Front	10mm	\	23.15	24.00	0.184	0.22	0.142	0.17	-0.24
Body	LTE Band12 ANTO	23130	711	25RB-Low	Rear	10mm	\	23.15	24.00	0.252	0.31	0.193	0.23	-0.28
Body	LTE Band12 ANTO	23130	711	25RB-Low	Left Edge	10mm	\	23.15	24.00	0.312	0.38	0.220	0.27	0.30
Body	LTE Band12 ANTO	23130	711	25RB-Low	Top Edge	10mm	\	23.15	24.00	0.210	0.26	0.118	0.14	0.05
Head	LTE Band13 ANTO	23230	782	1RB-High	Left Cheek	0mm	\	24.04	25.00	0.533	0.66	0.336	0.42	-0.29
Head	LTE Band13 ANTO	23230	782	1RB-High	Left Tilt	0mm	\	24.04	25.00	0.548	0.68	0.306	0.38	-0.19
Head	LTE Band13 ANTO	23230	782	1RB-High	Right Cheek	0mm	\	24.04	25.00	0.585	0.73	0.370	0.46	0.16
Head	LTE Band13 ANTO	23230	782	1RB-High	Right Tilt	0mm	Fig.A19	24.04	25.00	0.656	0.82	0.353	0.44	0.06
Head	LTE Band13 ANTO	23230	782	25RB-High	Left Cheek	0mm	\	23.03	24.00	0.417	0.52	0.263	0.33	0.03
Head	LTE Band13 ANTO	23230	782	25RB-High	Left Tilt	0mm	\	23.03	24.00	0.434	0.54	0.246	0.31	-0.15
Head	LTE Band13 ANTO	23230	782	25RB-High	Right Cheek	0mm	\	23.03	24.00	0.423	0.53	0.270	0.34	0.03
Head	LTE Band13 ANTO	23230	782	25RB-High	Right Tilt	0mm	\	23.03	24.00	0.519	0.65	0.284	0.36	0.19
Body	LTE Band13 ANTO	23230	782	1RB-High	Front	10mm	\	24.04	25.00	0.299	0.37	0.189	0.24	-0.22
Body	LTE Band13 ANTO	23230	782	1RB-High	Rear	10mm	\	24.04	25.00	0.345	0.43	0.266	0.33	0.27
Body	LTE Band13 ANTO	23230	782	1RB-High	Left Edge	10mm	Fig.A20	24.04	25.00	0.498	0.62	0.349	0.44	0.06
Body	LTE Band13 ANTO	23230	782	1RB-High	Top Edge	10mm	\	24.04	25.00	0.470	0.59	0.246	0.31	-0.10
Body	LTE Band13 ANTO	23230	782	25RB-High	Front	10mm	\	23.03	24.00	0.231	0.29	0.150	0.19	-0.15
Body	LTE Band13 ANTO	23230	782	25RB-High	Rear	10mm	\	23.03	24.00	0.272	0.34	0.208	0.26	-0.13
Body	LTE Band13 ANTO	23230	782	25RB-High	Left Edge	10mm	\	23.03	24.00	0.393	0.49	0.276	0.35	0.11
Body	LTE Band13 ANTO	23230	782	25RB-High	Top Edge	10mm	\	23.03	24.00	0.352	0.44	0.191	0.24	-0.05
Head	LTE Band25 AN2T	26365	1882.5	1RB-Middle	Left Cheek	0mm	\	18.41	19.50	0.573	0.74	0.315	0.40	-0.28
Head	LTE Band25 AN2T	26365	1882.5	1RB-Middle	Left Tilt	0mm	\	18.41	19.50	0.246	0.32	0.146	0.19	0.07
Head	LTE Band25 AN2T	26365	1882.5	1RB-Middle	Right Cheek	0mm	\	18.41	19.50	0.204	0.26	0.135	0.17	0.14
Head	LTE Band25 AN2T	26365	1882.5	1RB-Middle	Right Tilt	0mm	\	18.41	19.50	0.190	0.24	0.114	0.15	0.25
Head	LTE Band25 AN2T	26365	1882.5	50RB-Middle	Left Cheek	0mm	Fig.A21	18.41	19.50	0.591	0.76	0.331	0.43	-0.27
Head	LTE Band25 AN2T	26365	1882.5	50RB-Middle	Left Tilt	0mm	\	18.41	19.50	0.243	0.31	0.144	0.19	0.21
Head	LTE Band25 AN2T	26365	1882.5	50RB-Middle	Right Cheek	0mm	\	18.41	19.50	0.224	0.29	0.150	0.19	0.07
Head	LTE Band25 AN2T	26365	1882.5	50RB-Middle	Right Tilt	0mm	\	18.41	19.50	0.189	0.24	0.114	0.15	0.21
Body	LTE Band25 AN2T	26365	1882.5	1RB-Middle	Front	10mm	\	21.49	22.50	0.339	0.43	0.224	0.28	0.15
Body	LTE Band25 AN2T	26365	1882.5	1RB-Middle	Rear	10mm	\	21.49	22.50	0.452	0.57	0.272	0.34	0.25
Body	LTE Band25 AN2T	26365	1882.5	1RB-Middle	Right Edge	10mm	Fig.A22	21.49	22.50	0.590	0.74	0.328	0.41	-0.08
Body	LTE Band25 AN2T	26365	1882.5	1RB-Middle	Top Edge	10mm	\	21.49	22.50	0.231	0.29	0.144	0.18	-0.14
Body	LTE Band25 AN2T	26365	1882.5	50RB-Middle	Front	10mm	\	21.45	22.50	0.355	0.45	0.233	0.30	-0.23
Body	LTE Band25 AN2T	26365	1882.5	50RB-Middle	Rear	10mm	\	21.45	22.50	0.453	0.58	0.276	0.35	-0.07
Body	LTE Band25 AN2T	26365	1882.5	50RB-Middle	Right Edge	10mm	\	21.45	22.50	0.571	0.73	0.327	0.42	-0.16
Body	LTE Band25 AN2T	26365	1882.5	50RB-Middle	Top Edge	10mm	\	21.45	22.50	0.268	0.34	0.166	0.21	-0.25
Body	LTE Band25 AN2T	26365	1882.5	1RB-Middle	Front	15mm	\	22.42	23.50	0.216	0.28	0.138	0.18	0.13
Body	LTE Band25 AN2T	26365	1882.5	1RB-Middle	Left Tilt	15mm	\	22.42	23.50	0.281	0.36	0.165	0.21	0.11
Body	LTE Band25 AN2T	26140	1860	50RB-Middle	Front	15mm	\	22.49	23.50	0.227	0.29	0.148	0.19	0.20
Body	LTE Band25 AN2T	26140	1860	50RB-Middle	Rear	15mm	Fig.A23	22.49	23.50	0.287	0.36	0.172	0.22	-0.17
Head	LTE Band26 ANTO	26775	822.5	1RB-Low	Left Cheek	0mm	\	23.90	25.00	0.681	0.88	0.423	0.54	0.08
Head	LTE Band26 ANTO	26775	822.5	1RB-Low	Left Tilt	0mm	\	23.90	25.00	0.648	0.83	0.365	0.47	-0.19
Head	LTE Band26 ANTO	26775	822.5	1RB-Low	Right Cheek	0mm	\	23.90	25.00	0.665	0.86	0.427	0.55	-0.10
Head	LTE Band26 ANTO	26775	822.5	1RB-Low	Right Tilt	0mm	\	23.90	25.00	0.721	0.93	0.397	0.51	0.11
Head	LTE Band26 ANTO	26865	831.5	1RB-Low	Right Tilt	0mm	Fig.A24	23.90	25.00	0.757	0.98	0.397	0.51	-0.11
Head	LTE Band26 ANTO	26965	841.5	1RB-Low	Right Tilt	0mm	\	23.90	25.00	0.738	0.95	0.390	0.50	0.14
Head	LTE Band26 ANTO	26775	822.5	36RB-Low	Left Cheek	0mm	\	22.82	24.00	0.518	0.68	0.323	0.42	0.26
Head	LTE Band26 ANTO	26775	822.5	36RB-Low	Left Tilt	0mm	\	22.82	24.00	0.509	0.67	0.287	0.38	-0.19
Head	LTE Band26 ANTO	26775	822.5	36RB-Low	Right Cheek	0mm	\	22.82	24.00	0.522	0.68	0.333	0.44	-0.07
Head	LTE Band26 ANTO	26775	822.5	36RB-Low	Right Tilt	0mm	\	22.82	24.00	0.563	0.74	0.308	0.40	-0.15
Body	LTE Band26 ANTO	26775	822.5	1RB-Low	Front	10mm	\	23.90	25.00	0.357	0.46	0.230	0.30	0.18
Body	LTE Band26 ANTO	26775	822.5	1RB-Low	Rear	10mm	\	23.90	25.00	0.369	0.48	0.238	0.31	-0.10
Body	LTE Band26 ANTO	26775	822.5	1RB-Low	Left Edge	10mm	\	23.90	25.00	0.350	0.45	0.242	0.31	-0.29
Body	LTE Band26 ANTO	26775	822.5	1RB-Low	Top Edge	10mm	Fig.A25	23.90	25.00	0.499	0.64	0.270	0.35	-0.06
Body	LTE Band26 ANTO	26775	822.5	36RB-Low	Front	10mm	\	22.82	24.00	0.274	0.36	0.180	0.24	-0.01
Body	LTE Band26 ANTO	26775	822.5	36RB-Low	Rear	10mm	\	22.82	24.00	0.279	0.37	0.181	0.24	0.20
Body	LTE Band26 ANTO	26775	822.5	36RB-Low	Left Edge	10mm	\	22.82	24.00	0.265	0.35	0.185	0.24	-0.08
Body	LTE Band26 ANTO	26775	822.5	36RB-Low	Top Edge	10mm	\	22.82	24.00	0.386	0.51	0.210	0.28	0.24
Body	LTE Band26 ANTO	26775	822.5	1RB-Low	Top Edge	0mm	\	23.90	24.50	3.840	4.41	1.450	1.66	-0.05
Body	LTE Band26 ANTO	26775	822.5	1RB-Low	Top Edge	0mm	B2	23.90	25.00	0.470	0.61	0.251	0.32	0.11
Body	LTE Band26 ANTO	26775	822.5	1RB-Low	Top Edge	0mm	eSIM	23.90	25.00	0.581	0.75	0.255	0.33	0.09

RF Exposure Conditions	Frequency Band	Channel Number	Frequency (MHz)	Mode/RB	Test Position	Distance	Figure No./Note	EUT Measured Power (dBm)	Tune up (dBm)	Measured SAR 1g (W/kg)	Calculated SAR 1g (W/kg)	Measured SAR 10g (W/kg)	Calculated SAR 10g (W/kg)	Power Drift
Head	LTE Band41 pc3 ANT4	40185	2549.5	1RB-High	Left Cheek	0mm	\	18.11	19.00	0.165	0.20	0.091	0.11	-0.22
Head	LTE Band41 pc3 ANT4	40185	2549.5	1RB-High	Left Tilt	0mm	\	18.11	19.00	0.093	0.11	0.050	0.06	-0.15
Head	LTE Band41 pc3 ANT4	40185	2549.5	1RB-High	Right Cheek	0mm	Fig.A26	18.11	19.00	0.533	0.65	0.256	0.31	0.05
Head	LTE Band41 pc3 ANT4	39750	2506	1RB-High	Right Cheek	0mm	\	17.77	19.00	0.481	0.64	0.240	0.32	0.04
Head	LTE Band41 pc3 ANT4	41490	2680	1RB-High	Right Cheek	0mm	\	17.69	19.00	0.384	0.52	0.182	0.25	-0.08
Head	LTE Band41 pc3 ANT4	40185	2549.5	1RB-High	Right Tilt	0mm	\	18.11	19.00	0.200	0.25	0.105	0.13	-0.08
Head	LTE Band41 pc3 ANT4	39750	2506	50RB-Low	Left Cheek	0mm	\	18.32	19.00	0.143	0.17	0.082	0.10	-0.23
Head	LTE Band41 pc3 ANT4	39750	2506	50RB-Low	Left Tilt	0mm	\	18.32	19.00	0.083	0.10	0.043	0.05	-0.21
Head	LTE Band41 pc3 ANT4	39750	2506	50RB-Low	Right Cheek	0mm	\	18.32	19.00	0.444	0.52	0.238	0.28	-0.04
Head	LTE Band41 pc3 ANT4	39750	2506	50RB-Low	Right Tilt	0mm	\	18.32	19.00	0.166	0.19	0.087	0.10	0.19
Body	LTE Band41 pc3 ANT4	39750	2506	1RB-Low	Front	10mm	\	20.65	21.00	0.301	0.33	0.161	0.17	0.14
Body	LTE Band41 pc3 ANT4	39750	2506	1RB-Low	Rear	10mm	Fig.A27	20.65	21.00	0.414	0.45	0.213	0.23	0.01
Body	LTE Band41 pc3 ANT4	39750	2506	1RB-Low	Left Edge	10mm	\	20.65	21.00	0.408	0.44	0.206	0.22	-0.11
Body	LTE Band41 pc3 ANT4	39750	2506	1RB-Low	Top Edge	10mm	\	20.65	21.00	0.068	0.07	0.038	0.04	-0.28
Body	LTE Band41 pc3 ANT4	39750	2506	50RB-Low	Front	10mm	\	20.27	21.00	0.278	0.33	0.149	0.18	0.23
Body	LTE Band41 pc3 ANT4	39750	2506	50RB-Low	Rear	10mm	\	20.27	21.00	0.370	0.44	0.203	0.24	-0.20
Body	LTE Band41 pc3 ANT4	39750	2506	50RB-Low	Left Edge	10mm	\	20.27	21.00	0.369	0.44	0.198	0.23	0.07
Body	LTE Band41 pc3 ANT4	39750	2506	50RB-Low	Top Edge	10mm	\	20.27	21.00	0.068	0.08	0.037	0.04	-0.18
Body	LTE Band41 pc3 ANT4	39750	2506	1RB-Low	Front	15mm	\	21.66	22.50	0.196	0.24	0.109	0.13	-0.27
Body	LTE Band41 pc3 ANT4	39750	2506	1RB-Low	Rear	15mm	Fig.A28	21.66	22.50	0.243	0.29	0.135	0.16	-0.17
Body	LTE Band41 pc3 ANT4	39750	2506	50RB-Low	Front	15mm	\	21.28	22.50	0.186	0.25	0.103	0.14	0.09
Body	LTE Band41 pc3 ANT4	39750	2506	50RB-Low	Rear	15mm	\	21.28	22.50	0.209	0.28	0.127	0.17	0.18
RF Exposure Conditions	Frequency Band	Channel Number	Frequency (MHz)	Mode/RB	Test Position	Distance	Figure No./Note	EUT Measured Power (dBm)	Tune up (dBm)	Measured SAR 1g (W/kg)	Calculated SAR 1g (W/kg)	Measured SAR 10g (W/kg)	Calculated SAR 10g (W/kg)	Power Drift
Head	LTE Band41 pc2 ANT4	39750	2506	1RB-Low	Left Cheek	0mm	\	19.42	20.00	0.154	0.18	0.084	0.10	-0.13
Head	LTE Band41 pc2 ANT4	39750	2506	1RB-Low	Left Tilt	0mm	\	19.42	20.00	0.084	0.10	0.044	0.05	0.25
Head	LTE Band41 pc2 ANT4	39750	2506	1RB-Low	Right Cheek	0mm	\	19.42	20.00	0.458	0.52	0.233	0.27	0.09
Head	LTE Band41 pc2 ANT4	39750	2506	1RB-Low	Right Tilt	0mm	\	19.42	20.00	0.187	0.21	0.092	0.11	0.13
Head	LTE Band41 pc2 ANT4	39750	2506	50RB-Low	Left Cheek	0mm	\	19.40	20.00	0.152	0.17	0.084	0.10	0.15
Head	LTE Band41 pc2 ANT4	39750	2506	50RB-Low	Left Tilt	0mm	\	19.40	20.00	0.089	0.10	0.046	0.05	-0.17
Head	LTE Band41 pc2 ANT4	40620	2593	50RB-Low	Right Cheek	0mm	\	19.10	20.00	0.548	0.67	0.264	0.32	0.03
Head	LTE Band41 pc2 ANT4	39750	2506	50RB-Low	Right Cheek	0mm	Fig.A29	19.40	20.00	0.633	0.73	0.306	0.35	0.17
Head	LTE Band41 pc2 ANT4	41490	2680	50RB-Low	Right Cheek	0mm	\	18.67	20.00	0.424	0.58	0.207	0.28	-0.14
Head	LTE Band41 pc2 ANT4	39750	2506	50RB-Low	Right Tilt	0mm	\	19.40	20.00	0.202	0.23	0.100	0.11	-0.07
Body	LTE Band41 pc2 ANT4	39750	2506	1RB-Low	Front	10mm	\	23.82	24.50	0.332	0.39	0.180	0.21	-0.09
Body	LTE Band41 pc2 ANT4	39750	2506	1RB-Low	Rear	10mm	\	23.82	24.50	0.482	0.58	0.249	0.29	-0.21
Body	LTE Band41 pc2 ANT4	39750	2506	1RB-Low	Left Edge	10mm	\	23.82	24.50	0.433	0.51	0.227	0.27	0.13
Body	LTE Band41 pc2 ANT4	39750	2506	1RB-Low	Top Edge	10mm	\	23.82	24.50	0.079	0.09	0.045	0.05	0.15
Body	LTE Band41 pc2 ANT4	39750	2506	50RB-Low	Front	10mm	\	23.42	24.50	0.349	0.45	0.189	0.24	-0.02
Body	LTE Band41 pc2 ANT4	39750	2506	50RB-Low	Rear	10mm	Fig.A30	23.42	24.50	0.507	0.65	0.264	0.34	-0.07
Body	LTE Band41 pc2 ANT4	39750	2506	50RB-Low	Left Edge	10mm	\	23.42	24.50	0.476	0.61	0.243	0.31	-0.04
Body	LTE Band41 pc2 ANT4	39750	2506	50RB-Low	Top Edge	10mm	\	23.42	24.50	0.083	0.11	0.047	0.06	0.16
Body	LTE Band41 pc2 ANT4	40620	2593	1RB-Low	Front	15mm	\	24.72	25.50	0.263	0.31	0.148	0.18	-0.24
Body	LTE Band41 pc2 ANT4	40620	2593	1RB-Low	Rear	15mm	\	24.72	25.50	0.377	0.45	0.205	0.25	0.28
Body	LTE Band41 pc2 ANT4	40620	2593	50RB-Low	Front	15mm	\	24.49	25.50	0.285	0.36	0.158	0.20	0.16
Body	LTE Band41 pc2 ANT4	40620	2593	50RB-Low	Rear	15mm	Fig.A31	24.49	25.50	0.385	0.49	0.210	0.26	0.10
RF Exposure Conditions	Frequency Band	Channel Number	Frequency (MHz)	Mode/RB	Test Position	Distance	Figure No./Note	EUT Measured Power (dBm)	Tune up (dBm)	Measured SAR 1g (W/kg)	Calculated SAR 1g (W/kg)	Measured SAR 10g (W/kg)	Calculated SAR 10g (W/kg)	Power Drift
Body	LTE Band66 ANT1	132322	1745	1RB-Middle	Left Cheek	0mm	\	23.87	24.50	0.125	0.14	0.084	0.10	-0.16
Body	LTE Band66 ANT1	132322	1745	1RB-Middle	Left Tilt	0mm	\	23.87	24.50	0.077	0.09	0.050	0.06	-0.22
Body	LTE Band66 ANT1	132322	1745	1RB-Middle	Right Cheek	0mm	Fig.A32	23.87	24.50	0.164	0.19	0.108	0.12	0.25
Body	LTE Band66 ANT1	132322	1745	1RB-Middle	Right Tilt	0mm	\	23.87	24.50	0.141	0.16	0.099	0.11	-0.12
Body	LTE Band66 ANT1	132322	1745	50RB-High	Left Cheek	0mm	\	22.43	23.50	0.094	0.12	0.064	0.08	-0.02
Body	LTE Band66 ANT1	132322	1745	50RB-High	Left Tilt	0mm	\	22.43	23.50	0.081	0.10	0.054	0.07	0.06
Body	LTE Band66 ANT1	132322	1745	50RB-High	Right Cheek	0mm	\	22.43	23.50	0.141	0.18	0.095	0.12	-0.01
Body	LTE Band66 ANT1	132322	1745	50RB-High	Right Tilt	0mm	\	22.43	23.50	0.107	0.14	0.072	0.09	-0.19
RF Exposure Conditions	Frequency Band	Channel Number	Frequency (MHz)	Mode/RB	Test Position	Distance	Figure No./Note	EUT Measured Power (dBm)	Tune up (dBm)	Measured SAR 1g (W/kg)	Calculated SAR 1g (W/kg)	Measured SAR 10g (W/kg)	Calculated SAR 10g (W/kg)	Power Drift
Body	LTE Band66 ANT1	132322	1745	1RB-Middle	Front	10mm	/	18.04	18.50	0.023	0.03	0.015	0.02	0.07
Body	LTE Band66 ANT1	132322	1745	1RB-Middle	Rear	10mm	/	18.04	18.50	0.064	0.07	0.038	0.04	-0.01
Body	LTE Band66 ANT1	132322	1745	1RB-Middle	Right Edge	10mm	/	18.04	18.50	0.000	0.00	0.000	0.00	0.14
Body	LTE Band66 ANT1	132322	1745	1RB-Middle	Bottom Edge	10mm	/	18.04	18.50	0.082	0.09	0.048	0.05	0.11
Body	LTE Band66 ANT1	132322	1745	50RB-Middle	Front	10mm	/	18.03	18.50	0.023	0.03	0.015	0.02	-0.30
Body	LTE Band66 ANT1	132322	1745	50RB-Middle	Rear	10mm	/	18.03	18.50	0.063	0.07	0.038	0.04	-0.20
Body	LTE Band66 ANT1	132322	1745	50RB-Middle	Right Edge	10mm	/	18.03	18.50	0.000	0.00	0.000	0.00	0.13
Body	LTE Band66 ANT1	132322	1745	50RB-Middle	Bottom Edge	10mm	Fig.A33	18.03	18.50	0.093	0.10	0.053	0.06	-0.04
RF Exposure Conditions	Frequency Band	Channel Number	Frequency (MHz)	Mode/RB	Test Position	Distance	Figure No./Note	EUT Measured Power (dBm)	Tune up (dBm)	Measured SAR 1g (W/kg)	Calculated SAR 1g (W/kg)	Measured SAR 10g (W/kg)	Calculated SAR 10g (W/kg)	Power Drift
Body	LTE Band66 ANT1	132322	1745	1RB-Middle	Front	15mm	\	19.86	20.50	0.112	0.13	0.071	0.08	-0.13
Body	LTE Band66 ANT1	132322	1745	1RB-Middle	Rear	15mm	\	19.86	20.50	0.276	0.32	0.169	0.20	0.19
Body	LTE Band66 ANT1	132322	1745	50RB-High	Front	15mm	\	19.92	20.50	0.128	0.15	0.082	0.09	0.25
Body	LTE Band66 ANT1	132322	1745	50RB-High	Rear	15mm	Fig.A34	19.92	20.50	0.288	0.33	0.175	0.20	0.03

RF Exposure Conditions	Frequency Band	Channel Number	Frequency (MHz)	Mode/RB	Test Position	Distance	Figure No./Note	EUT Measured Power (dBm)	Tune up (dBm)	Measured SAR 1g (W/kg)	Calculated SAR 1g (W/kg)	Measured SAR 10g (W/kg)	Calculated SAR 10g (W/kg)	Power Drift
Head	LTE Band66 ANT2	132322	1745	1RB-Low	Left Cheek	0mm	\	19.34	20.50	0.588	0.77	0.351	0.46	0.16
Head	LTE Band66 ANT2	132572	1770	1RB-Low	Left Cheek	0mm	\	19.39	20.50	0.630	0.81	0.372	0.48	-0.19
Head	LTE Band66 ANT2	132072	1720	1RB-Low	Left Cheek	0mm	Fig.A35	19.48	20.50	0.691	0.87	0.405	0.51	-0.25
Head	LTE Band66 ANT2	132072	1720	1RB-Low	Left Tilt	0mm	\	19.48	20.50	0.243	0.31	0.154	0.19	-0.22
Head	LTE Band66 ANT2	132072	1720	1RB-Low	Right Cheek	0mm	\	19.48	20.50	0.261	0.33	0.183	0.23	0.08
Head	LTE Band66 ANT2	132072	1720	1RB-Low	Right Tilt	0mm	\	19.48	20.50	0.219	0.28	0.140	0.18	0.01
Head	LTE Band66 ANT2	132072	1720	50RB-Low	Left Cheek	0mm	\	19.47	20.50	0.583	0.74	0.353	0.45	-0.21
Head	LTE Band66 ANT2	132072	1720	50RB-Low	Left Tilt	0mm	\	19.47	20.50	0.245	0.31	0.155	0.20	-0.04
Head	LTE Band66 ANT2	132072	1720	50RB-Low	Right Cheek	0mm	\	19.47	20.50	0.248	0.31	0.174	0.22	0.14
Head	LTE Band66 ANT2	132072	1720	50RB-Low	Right Tilt	0mm	\	19.47	20.50	0.222	0.28	0.143	0.18	0.05
Body	LTE Band66 ANT2	132572	1770	1RB-High	Front	10mm	\	21.56	22.50	0.256	0.32	0.172	0.21	-0.04
Body	LTE Band66 ANT2	132572	1770	1RB-High	Rear	10mm	\	21.56	22.50	0.298	0.37	0.196	0.24	-0.09
Body	LTE Band66 ANT2	132572	1770	1RB-High	Right Edge	10mm	\	21.56	22.50	0.358	0.44	0.208	0.26	0.02
Body	LTE Band66 ANT2	132572	1770	1RB-High	Top Edge	10mm	\	21.56	22.50	0.206	0.26	0.126	0.16	0.12
Body	LTE Band66 ANT2	132072	1720	50RB-Low	Front	10mm	\	21.56	22.50	0.265	0.33	0.176	0.22	-0.14
Body	LTE Band66 ANT2	132072	1720	50RB-Low	Rear	10mm	\	21.49	22.50	0.281	0.35	0.186	0.23	0.08
Body	LTE Band66 ANT2	132072	1720	50RB-Low	Right Edge	10mm	Fig.A36	21.49	22.50	0.374	0.47	0.216	0.27	0.15
Body	LTE Band66 ANT2	132072	1720	50RB-Low	Top Edge	10mm	\	21.49	22.50	0.209	0.26	0.126	0.16	-0.07
Body	LTE Band66 ANT2	132072	1720	1RB-Middle	Front	15mm	\	22.64	23.50	0.209	0.25	0.146	0.18	-0.21
Body	LTE Band66 ANT2	132072	1720	1RB-Middle	Rear	15mm	\	22.64	23.50	0.202	0.25	0.141	0.17	-0.09
Body	LTE Band66 ANT2	132572	1770	50RB-Middle	Front	15mm	Fig.A37	22.68	23.50	0.212	0.26	0.148	0.18	0.06
Body	LTE Band66 ANT2	132572	1770	50RB-Middle	Rear	15mm	\	22.68	23.50	0.209	0.25	0.147	0.18	0.10
RF Exposure Conditions	Frequency Band	Channel Number	Frequency (MHz)	Mode/RB	Test Position	Distance	Figure No./Note	EUT Measured Power (dBm)	Tune up (dBm)	Measured SAR 1g (W/kg)	Calculated SAR 1g (W/kg)	Measured SAR 10g (W/kg)	Calculated SAR 10g (W/kg)	Power Drift
Head	LTE Band71 ANTO	133372	688	1RB-Middle	Left Cheek	0mm	\	23.08	24.00	0.357	0.44	0.233	0.29	0.02
Head	LTE Band71 ANTO	133372	688	1RB-Middle	Left Tilt	0mm	\	23.08	24.00	0.309	0.38	0.190	0.23	0.10
Head	LTE Band71 ANTO	133372	688	1RB-Middle	Right Cheek	0mm	\	23.08	24.00	0.396	0.49	0.260	0.32	0.21
Head	LTE Band71 ANTO	133372	688	1RB-Middle	Right Tilt	0mm	Fig.A38	23.08	24.00	0.450	0.56	0.247	0.31	-0.24
Head	LTE Band71 ANTO	133372	688	50RB-High	Left Cheek	0mm	\	22.68	23.00	0.263	0.28	0.173	0.19	-0.21
Head	LTE Band71 ANTO	133372	688	50RB-High	Left Tilt	0mm	\	22.68	23.00	0.224	0.24	0.137	0.15	0.22
Head	LTE Band71 ANTO	133372	688	50RB-High	Right Cheek	0mm	\	22.68	23.00	0.293	0.32	0.190	0.20	0.08
Head	LTE Band71 ANTO	133372	688	50RB-High	Right Tilt	0mm	\	22.68	23.00	0.333	0.36	0.186	0.20	0.19
Body	LTE Band71 ANTO	133372	688	1RB-Middle	Front	10mm	\	23.08	24.00	0.184	0.23	0.145	0.18	0.15
Body	LTE Band71 ANTO	133372	688	1RB-Middle	Rear	10mm	\	23.08	24.00	0.274	0.34	0.214	0.26	-0.10
Body	LTE Band71 ANTO	133372	688	1RB-Middle	Left Edge	10mm	Fig.A39	23.08	24.00	0.355	0.44	0.253	0.31	0.03
Body	LTE Band71 ANTO	133372	688	1RB-Middle	Top Edge	10mm	\	23.08	24.00	0.202	0.25	0.106	0.13	-0.06
Body	LTE Band71 ANTO	133372	688	50RB-High	Front	10mm	\	22.68	23.00	0.125	0.13	0.098	0.11	0.23
Body	LTE Band71 ANTO	133372	688	50RB-High	Rear	10mm	\	22.68	23.00	0.183	0.20	0.141	0.15	-0.23
Body	LTE Band71 ANTO	133372	688	50RB-High	Left Edge	10mm	\	22.68	23.00	0.244	0.26	0.176	0.19	-0.23
Body	LTE Band71 ANTO	133372	688	50RB-High	Top Edge	10mm	\	22.68	23.00	0.136	0.15	0.076	0.08	0.17

### 14.2 SAR results for 5G NR

Test Position	Frequency Band	Channel Number	Frequency (MHz)	Mode/RB	Test setup	Distance	Figure No./Note	EUT Measured Power (dBm)	Tune up (dBm)	Measured SAR 1g (W/kg)	Calculated SAR 1g (W/kg)	Measured SAR 10g (W/kg)	Calculated SAR 10g (W/kg)	Power Drift
Head	n25 ANT2	376500	1882.5	DFT-s-OFDM QPSK 15K 20M 50_25	Left Cheek	0mm	/	19.05	20.00	0.731	0.91	0.401	0.50	0.00
Head	n25 ANT2	376500	1882.5	DFT-s-OFDM QPSK 15K 20M 50_25	Left Tilt	0mm	/	19.05	20.00	0.286	0.36	0.163	0.20	-0.24
Head	n25 ANT2	376500	1882.5	DFT-s-OFDM QPSK 15K 20M 50_25	Right Cheek	0mm	/	19.05	20.00	0.306	0.38	0.204	0.25	-0.26
Head	n25 ANT2	376500	1882.5	DFT-s-OFDM QPSK 15K 20M 50_25	Right Tilt	0mm	/	19.05	20.00	0.260	0.32	0.157	0.20	-0.19
Head	n25 ANT2	381000	1905	DFT-s-OFDM QPSK 15K 20M 50_25	Left Cheek	0mm	Fig.A40	18.95	20.00	0.876	1.12	0.473	0.60	-0.12
Head	n25 ANT2	372000	1860	DFT-s-OFDM QPSK 15K 20M 50_25	Left Cheek	0mm	/	18.88	20.00	0.820	1.06	0.456	0.59	-0.15
Test Position	Frequency Band	Channel Number	Frequency (MHz)	Mode/RB	Test setup	Distance	Figure No./Note	EUT Measured Power (dBm)	Tune up (dBm)	Measured SAR 1g (W/kg)	Calculated SAR 1g (W/kg)	Measured SAR 10g (W/kg)	Calculated SAR 10g (W/kg)	Power Drift
Body	n25 ANT2	376500	1882.5	DFT-s-OFDM QPSK 15K 5M 12_6	Front	10mm	/	21.38	22.00	0.298	0.34	0.190	0.22	0.08
Body	n25 ANT2	376500	1882.5	DFT-s-OFDM QPSK 15K 5M 12_6	Rear	10mm	/	21.38	22.00	0.383	0.44	0.227	0.26	-0.24
Body	n25 ANT2	376500	1882.5	DFT-s-OFDM QPSK 15K 5M 12_6	Right Edge	10mm	/	21.38	22.00	0.509	0.59	0.279	0.32	-0.21
Body	n25 ANT2	382500	1912.5	DFT-s-OFDM QPSK 15K 5M 12_6	Right Edge	10mm	/	21.26	22.00	0.483	0.57	0.259	0.31	-0.13
Body	n25 ANT2	370500	1852.5	DFT-s-OFDM QPSK 15K 5M 12_6	Right Edge	10mm	Fig.A41	21.15	22.00	0.519	0.63	0.286	0.35	-0.26
Test Position	Frequency Band	Channel Number	Frequency (MHz)	Mode/RB	Test setup	Distance	Figure No./Note	EUT Measured Power (dBm)	Tune up (dBm)	Measured SAR 1g (W/kg)	Calculated SAR 1g (W/kg)	Measured SAR 10g (W/kg)	Calculated SAR 10g (W/kg)	Power Drift
Body	n25 ANT2	376500	1882.5	DFT-s-OFDM QPSK 15K 5M 12_6	Front	15mm	/	23.40	24.00	0.249	0.29	0.148	0.17	0.29
Body	n25 ANT2	376500	1882.5	DFT-s-OFDM QPSK 15K 5M 12_6	Rear	15mm	/	23.40	24.00	0.290	0.33	0.166	0.19	0.25
Body	n25 ANT2	382500	1912.5	DFT-s-OFDM QPSK 15K 5M 12_6	Rear	15mm	/	23.37	24.00	0.279	0.32	0.156	0.18	0.11
Body	n25 ANT2	370500	1852.5	DFT-s-OFDM QPSK 15K 5M 12_6	Rear	15mm	Fig.A42	23.26	24.00	0.295	0.35	0.168	0.20	0.07
Test Position	Frequency Band	Channel Number	Frequency (MHz)	Mode/RB	Test setup	Distance	Figure No./Note	EUT Measured Power (dBm)	Tune up (dBm)	Measured SAR 1g (W/kg)	Calculated SAR 1g (W/kg)	Measured SAR 10g (W/kg)	Calculated SAR 10g (W/kg)	Power Drift
Head	n41(PC2) ANT1	528000	2640	DFT-s-OFDM QPSK 30K 100M 135_67	Left Cheek	0mm	/	23.84	24.50	0.145	0.17	0.069	0.08	-0.09
Head	n41(PC2) ANT1	528000	2640	DFT-s-OFDM QPSK 30K 100M 135_67	Left Tilt	0mm	/	23.84	24.50	0.043	0.05	0.021	0.02	0.03
Head	n41(PC2) ANT1	528000	2640	DFT-s-OFDM QPSK 30K 100M 135_67	Right Cheek	0mm	Fig.A43	23.84	24.50	0.170	0.20	0.084	0.10	0.07
Head	n41(PC2) ANT1	528000	2640	DFT-s-OFDM QPSK 30K 100M 135_67	Right Tilt	0mm	/	23.84	24.50	0.049	0.06	0.023	0.03	0.16
Head	n41(PC2) ANT1	518598	2592.99	DFT-s-OFDM QPSK 30K 100M 135_67	Right Cheek	0mm	/	23.55	24.50	0.126	0.16	0.061	0.08	0.24
Head	n41(PC2) ANT1	509202	2546.01	DFT-s-OFDM QPSK 30K 100M 135_67	Right Cheek	0mm	/	23.38	24.50	0.151	0.20	0.074	0.10	-0.20
Test Position	Frequency Band	Channel Number	Frequency (MHz)	Mode/RB	Test setup	Distance	Figure No./Note	EUT Measured Power (dBm)	Tune up (dBm)	Measured SAR 1g (W/kg)	Calculated SAR 1g (W/kg)	Measured SAR 10g (W/kg)	Calculated SAR 10g (W/kg)	Power Drift
Body	n41(PC2) ANT1	527799	2639	DFT-s-OFDM QPSK 30K 10M 12_6	Front	10mm	/	15.92	16.50	0.062	0.07	0.036	0.04	0.13
Body	n41(PC2) ANT1	527799	2639	DFT-s-OFDM QPSK 30K 10M 12_6	Rear	10mm	Fig.A44	15.92	16.50	0.160	0.18	0.084	0.10	-0.21
Body	n41(PC2) ANT1	527799	2639	DFT-s-OFDM QPSK 30K 10M 12_6	Right Edge	10mm	/	15.92	16.50	0.016	0.02	0.009	0.01	0.30
Body	n41(PC2) ANT1	527799	2639	DFT-s-OFDM QPSK 30K 10M 12_6	Top Edge	10mm	/	15.92	16.50	0.011	0.01	0.004	0.00	0.14
Body	n41(PC2) ANT1	527799	2639	DFT-s-OFDM QPSK 30K 10M 12_6	Bottom Edge	10mm	/	15.92	16.50	0.130	0.15	0.079	0.09	0.10
Body	n41(PC2) ANT1	537000	2685	DFT-s-OFDM QPSK 30K 10M 12_6	Rear	10mm	/	15.54	16.50	0.130	0.16	0.080	0.10	0.03
Body	n41(PC2) ANT1	135_67	2592.99	DFT-s-OFDM QPSK 30K 10M 12_6	Rear	10mm	/	15.38	16.50	0.134	0.17	0.081	0.10	-0.24
Test Position	Frequency Band	Channel Number	Frequency (MHz)	Mode/RB	Test setup	Distance	Figure No./Note	EUT Measured Power (dBm)	Tune up (dBm)	Measured SAR 1g (W/kg)	Calculated SAR 1g (W/kg)	Measured SAR 10g (W/kg)	Calculated SAR 10g (W/kg)	Power Drift
Body	n41(PC2) ANT1	528000	2640	DFT-s-OFDM QPSK 30K 10M 135_67	Front	15mm	/	18.79	19.50	0.089	0.10	0.061	0.07	0.10
Body	n41(PC2) ANT1	528000	2640	DFT-s-OFDM QPSK 30K 10M 135_67	Rear	15mm	Fig.A45	18.79	19.50	0.214	0.25	0.118	0.14	-0.10
Body	n41(PC2) ANT1	509202	2546.01	DFT-s-OFDM QPSK 30K 10M 135_67	Rear	15mm	/	18.46	19.50	0.173	0.22	0.114	0.14	0.21
Body	n41(PC2) ANT1	523299	2616.495	DFT-s-OFDM QPSK 30K 10M 135_67	Rear	15mm	/	18.68	19.50	0.183	0.22	0.119	0.14	-0.15
Test Position	Frequency Band	Channel Number	Frequency (MHz)	Mode/RB	Test setup	Distance	Figure No./Note	EUT Measured Power (dBm)	Tune up (dBm)	Measured SAR 1g (W/kg)	Calculated SAR 1g (W/kg)	Measured SAR 10g (W/kg)	Calculated SAR 10g (W/kg)	Power Drift
Head	n41(PC2) ANT4	537000	2685	DFT-s-OFDM QPSK 30K 10M 12_6	Left Cheek	0mm	/	16.33	17.00	0.258	0.30	0.138	0.16	0.00
Head	n41(PC2) ANT4	537000	2685	DFT-s-OFDM QPSK 30K 10M 12_6	Left Tilt	0mm	/	16.33	17.00	0.168	0.20	0.084	0.10	0.08
Head	n41(PC2) ANT4	537000	2685	DFT-s-OFDM QPSK 30K 10M 12_6	Right Cheek	0mm	Fig.A46	16.33	17.00	0.826	0.96	0.390	0.46	0.01
Head	n41(PC2) ANT4	537000	2685	DFT-s-OFDM QPSK 30K 10M 12_6	Right Tilt	0mm	/	16.33	17.00	0.346	0.40	0.160	0.19	-0.11
Head	n41(PC2) ANT4	500205	2501.01	DFT-s-OFDM QPSK 30K 10M 12_6	Right Cheek	0mm	/	16.24	17.00	0.746	0.89	0.367	0.44	0.16
Head	n41(PC2) ANT4	518598	2592.99	DFT-s-OFDM QPSK 30K 10M 12_6	Right Cheek	0mm	/	16.30	17.00	0.799	0.94	0.382	0.45	0.10
Test Position	Frequency Band	Channel Number	Frequency (MHz)	Mode/RB	Test setup	Distance	Figure No./Note	EUT Measured Power (dBm)	Tune up (dBm)	Measured SAR 1g (W/kg)	Calculated SAR 1g (W/kg)	Measured SAR 10g (W/kg)	Calculated SAR 10g (W/kg)	Power Drift
Body	n41(PC2) ANT4	537000	2685	DFT-s-OFDM QPSK 30K 10M 12_6	Front	10mm	/	18.41	19.00	0.413	0.47	0.293	0.34	0.11
Body	n41(PC2) ANT4	537000	2685	DFT-s-OFDM QPSK 30K 10M 12_6	Rear	10mm	/	18.41	19.00	0.500	0.57	0.338	0.39	0.08
Body	n41(PC2) ANT4	537000	2685	DFT-s-OFDM QPSK 30K 10M 12_6	Left Edge	10mm	/	18.41	19.00	0.609	0.70	0.383	0.44	0.10
Body	n41(PC2) ANT4	537000	2685	DFT-s-OFDM QPSK 30K 10M 12_6	Bottom Edge	10mm	/	18.41	19.00	0.065	0.07	0.023	0.03	0.16
Body	n41(PC2) ANT4	500205	2501.01	DFT-s-OFDM QPSK 30K 10M 12_6	Left Edge	10mm	/	18.19	19.00	0.565	0.68	0.361	0.44	0.18
Body	n41(PC2) ANT4	518598	2592.99	DFT-s-OFDM QPSK 30K 10M 12_6	Left Edge	10mm	Fig.A47	18.15	19.00	0.587	0.71	0.361	0.44	0.01
Test Position	Frequency Band	Channel Number	Frequency (MHz)	Mode/RB	Test setup	Distance	Figure No./Note	EUT Measured Power (dBm)	Tune up (dBm)	Measured SAR 1g (W/kg)	Calculated SAR 1g (W/kg)	Measured SAR 10g (W/kg)	Calculated SAR 10g (W/kg)	Power Drift
Body	n41(PC2) ANT4	537000	2685	DFT-s-OFDM QPSK 30K 10M 12_6	Front	15mm	/	20.39	21.00	0.357	0.41	0.194	0.22	0.26
Body	n41(PC2) ANT4	537000	2685	DFT-s-OFDM QPSK 30K 10M 12_6	Rear	15mm	Fig.A48	20.39	21.00	0.381	0.44	0.209	0.24	0.26
Body	n41(PC2) ANT4	500205	2501.01	DFT-s-OFDM QPSK 30K 10M 12_6	Rear	15mm	/	20.19	21.00	0.345	0.42	0.191	0.23	0.08
Body	n41(PC2) ANT4	518598	2592.99	DFT-s-OFDM QPSK 30K 10M 12_6	Rear	15mm	/	20.18	21.00	0.366	0.44	0.200	0.24	-0.30
Body	n41(PC2) ANT4	537000	2685	DFT-s-OFDM QPSK 30K 10M 12_6	Left Edge	0mm	/	18.41	19.00	0.609	0.70	0.383	0.44	0.10

Test Position	Frequency Band	Channel Number	Frequency (MHz)	Mode/RB	Test setup	Distance	Figure No./Note	EUT Measured Power (dBm)	Tune up (dBm)	Measured SAR 1g (W/kg)	Calculated SAR 1g (W/kg)	Measured SAR 10g (W/kg)	Calculated SAR 10g (W/kg)	Power Drift
Head	n66 ANT2	352000	1760	DFT-s-OFDM QPSK 15K 40M 108_54	Left Cheek	0mm	/	20.17	21.00	0.750	0.91	0.430	0.52	-0.21
Head	n66 ANT2	352000	1760	DFT-s-OFDM QPSK 15K 40M 108_54	Left Tilt	0mm	/	20.17	21.00	0.334	0.40	0.196	0.24	0.03
Head	n66 ANT2	352000	1760	DFT-s-OFDM QPSK 15K 40M 108_54	Right Cheek	0mm	/	20.17	21.00	0.344	0.42	0.227	0.27	0.22
Head	n66 ANT2	352000	1760	DFT-s-OFDM QPSK 15K 40M 108_54	Right Tilt	0mm	/	20.17	21.00	0.285	0.35	0.176	0.21	0.04
Head	n66 ANT2	349000	1745	DFT-s-OFDM QPSK 15K 40M 108_54	Left Cheek	0mm	/	20.13	21.00	0.694	0.85	0.171	0.21	0.16
Head	n66 ANT2	346000	1730	DFT-s-OFDM QPSK 15K 40M 108_54	Left Cheek	0mm	Fig.A49	20.09	21.00	0.761	0.94	0.434	0.54	0.16
Body	n66 ANT2	352000	1760	DFT-s-OFDM QPSK 15K 40M 108_54	Front	10mm	/	21.20	22.00	0.164	0.20	0.109	0.13	0.09
Body	n66 ANT2	352000	1760	DFT-s-OFDM QPSK 15K 40M 108_54	Rear	10mm	/	21.20	22.00	0.181	0.22	0.125	0.15	0.02
Body	n66 ANT2	352000	1760	DFT-s-OFDM QPSK 15K 40M 108_54	Right Edge	10mm	/	21.20	22.00	0.253	0.30	0.151	0.18	0.25
Body	n66 ANT2	352000	1760	DFT-s-OFDM QPSK 15K 40M 108_54	Top Edge	10mm	/	21.20	22.00	0.151	0.18	0.091	0.11	0.11
Body	n66 ANT2	349000	1745	DFT-s-OFDM QPSK 15K 40M 108_54	Right Edge	10mm	/	21.16	22.00	0.244	0.30	0.147	0.18	0.08
Body	n66 ANT2	346000	1730	DFT-s-OFDM QPSK 15K 40M 108_54	Right Edge	10mm	Fig.A50	21.09	22.00	0.247	0.30	0.148	0.18	0.21
Body	n66 ANT2	342500	1712.5	DFT-s-OFDM QPSK 15K 5M 12_6	Front	15mm	Fig.A51	23.16	24.00	0.219	0.27	0.140	0.17	0.30
Body	n66 ANT2	342500	1712.5	DFT-s-OFDM QPSK 15K 5M 12_6	Rear	15mm	/	23.16	24.00	0.218	0.26	0.137	0.17	-0.27
Body	n66 ANT2	349000	1745	DFT-s-OFDM QPSK 15K 5M 12_6	Front	15mm	/	23.11	24.00	0.193	0.24	0.120	0.15	-0.29
Body	n66 ANT2	352000	1760	DFT-s-OFDM QPSK 15K 5M 12_6	Front	15mm	/	23.08	24.00	0.195	0.24	0.123	0.15	-0.10
Head	n71 ANT0	137600	688	DFT-s-OFDM QPSK 15K 20M 50_25	Left Cheek	0mm	/	23.48	24.50	0.301	0.38	0.213	0.27	-0.07
Head	n71 ANT0	137600	688	DFT-s-OFDM QPSK 15K 20M 50_25	Left Tilt	0mm	/	23.48	24.50	0.254	0.32	0.172	0.22	0.26
Head	n71 ANT0	137600	688	DFT-s-OFDM QPSK 15K 20M 50_25	Right Cheek	0mm	/	23.48	24.50	0.346	0.44	0.244	0.31	-0.16
Head	n71 ANT0	137600	688	DFT-s-OFDM QPSK 15K 20M 50_25	Right Tilt	0mm	Fig.A52	23.48	24.50	0.415	0.52	0.219	0.28	0.26
Head	n71 ANT0	136100	680.5	DFT-s-OFDM QPSK 15K 20M 50_25	Right Tilt	0mm	/	23.34	24.50	0.379	0.50	0.268	0.35	-0.22
Head	n71 ANT0	134600	673	DFT-s-OFDM QPSK 15K 20M 50_25	Right Tilt	0mm	/	23.29	24.50	0.376	0.50	0.267	0.35	0.30
Body	n71 ANT0	137600	688	DFT-s-OFDM QPSK 15K 20M 50_25	Front	10mm	/	23.48	24.50	0.174	0.22	0.138	0.17	0.30
Body	n71 ANT0	137600	688	DFT-s-OFDM QPSK 15K 20M 50_25	Rear	10mm	/	23.48	24.50	0.204	0.26	0.155	0.20	-0.24
Body	n71 ANT0	137600	688	DFT-s-OFDM QPSK 15K 20M 50_25	Left Edge	10mm	/	23.48	24.50	0.310	0.39	0.226	0.29	0.00
Body	n71 ANT0	137600	688	DFT-s-OFDM QPSK 15K 20M 50_25	Top Edge	10mm	/	23.48	24.50	0.200	0.25	0.111	0.14	-0.12
Body	n71 ANT0	136100	680.5	DFT-s-OFDM QPSK 15K 20M 50_25	Left Edge	10mm	/	23.34	24.50	0.320	0.42	0.230	0.30	-0.22
Body	n71 ANT0	134600	673	DFT-s-OFDM QPSK 15K 20M 50_25	Left Edge	10mm	Fig.A53	23.29	24.50	0.326	0.43	0.233	0.31	0.20

Test Position	Frequency Band	Channel Number	Frequency (MHz)	Mode/RB	Test setup	Distance	Figure No./Note	EUT Measured Power (dBm)	Tune up (dBm)	Measured SAR 1g (W/kg)	Calculated SAR 1g (W/kg)	Measured SAR 10g (W/kg)	Calculated SAR 10g (W/kg)	Power Drift
Head	n77 L ANT2	633334	3500.01	DFT-s-OFDM QPSK 30K 20M 25_12	Left Cheek	0mm	Fig.A54	17.07	18.00	0.384	0.48	0.141	0.17	-0.30
Head	n77 L ANT2	633334	3500.01	DFT-s-OFDM QPSK 30K 20M 25_12	Left Tilt	0mm	/	17.07	18.00	0.146	0.18	0.065	0.08	-0.05
Head	n77 L ANT2	633334	3500.01	DFT-s-OFDM QPSK 30K 20M 25_12	Right Cheek	0mm	/	17.07	18.00	0.063	0.08	0.030	0.04	-0.28
Head	n77 L ANT2	633334	3500.01	DFT-s-OFDM QPSK 30K 20M 25_12	Right Tilt	0mm	/	17.07	18.00	0.067	0.08	0.030	0.04	-0.03
Head	n77 L ANT2	636000	3540	DFT-s-OFDM QPSK 30K 20M 25_12	Left Cheek	0mm	/	16.93	18.00	0.353	0.45	0.137	0.18	0.04
Head	n77 L ANT2	630668	3460.02	DFT-s-OFDM QPSK 30K 20M 25_12	Left Cheek	0mm	/	16.89	18.00	0.340	0.44	0.135	0.17	0.10
Body	n77 L ANT2	636000	3540	DFT-s-OFDM QPSK 30K 20M 25_12	Front	10mm	/	18.10	19.00	0.101	0.12	0.043	0.05	-0.01
Body	n77 L ANT2	636000	3540	DFT-s-OFDM QPSK 30K 20M 25_12	Rear	10mm	/	18.10	19.00	0.322	0.40	0.135	0.17	0.05
Body	n77 L ANT2	636000	3540	DFT-s-OFDM QPSK 30K 20M 25_12	Right Edge	10mm	Fig.A55	18.10	19.00	0.516	0.63	0.209	0.26	0.19
Body	n77 L ANT2	633334	3500.01	DFT-s-OFDM QPSK 30K 20M 25_12	Right Edge	10mm	/	18.09	19.00	0.491	0.61	0.198	0.24	-0.19
Body	n77 L ANT2	630668	3460.02	DFT-s-OFDM QPSK 30K 20M 25_12	Right Edge	10mm	/	18.04	19.00	0.484	0.60	0.195	0.24	0.25
Body	n77 L ANT2	633334	3500.01	DFT-s-OFDM QPSK 30K 20M 25_12	Front	15mm	/	19.13	20.00	0.079	0.10	0.038	0.05	-0.03
Body	n77 L ANT2	633334	3500.01	DFT-s-OFDM QPSK 30K 20M 25_12	Rear	15mm	/	19.13	20.00	0.238	0.29	0.110	0.13	0.12
Body	n77 L ANT2	636000	3540	DFT-s-OFDM QPSK 30K 20M 25_12	Rear	15mm	Fig.A56	19.11	20.00	0.242	0.30	0.112	0.14	0.28
Body	n77 L ANT2	630668	3460.02	DFT-s-OFDM QPSK 30K 20M 25_12	Rear	15mm	/	18.94	20.00	0.231	0.29	0.114	0.14	-0.23
Body	n77 L ANT2	636000	3540	DFT-s-OFDM QPSK 30K 20M 25_12	Right Edge	0mm	/	19.11	20.00	9.720	11.93	2.640	3.24	0.04
Body	n77 L ANT2	633334	3500.01	DFT-s-OFDM QPSK 30K 20M 25_12	Front	0mm	/	19.13	20.00	1.950	2.38	0.626	0.76	0.00
Body	n77 L ANT2	636000	3540	DFT-s-OFDM QPSK 30K 20M 25_12	Rear	0mm	/	19.11	20.00	5.090	6.25	1.660	2.04	-0.20
Head	n77 H ANT2	650000	3750.000	DFT-s-OFDM QPSK 30K 20M 25_12	Left Cheek	0mm	/	17.15	18.00	0.507	0.62	0.184	0.22	-0.08
Head	n77 H ANT2	650000	3750.000	DFT-s-OFDM QPSK 30K 20M 25_12	Left Tilt	0mm	/	17.15	18.00	0.232	0.28	0.114	0.14	-0.21
Head	n77 H ANT2	650000	3750.000	DFT-s-OFDM QPSK 30K 20M 25_12	Right Cheek	0mm	/	17.15	18.00	0.089	0.11	0.047	0.06	-0.17
Head	n77 H ANT2	650000	3750.000	DFT-s-OFDM QPSK 30K 20M 25_12	Right Tilt	0mm	/	17.15	18.00	0.117	0.14	0.058	0.07	-0.02
Head	n77 H ANT2	664666	3969.99	DFT-s-OFDM QPSK 30K 20M 25_12	Left Cheek	0mm	/	16.73	18.00	0.472	0.63	0.201	0.27	-0.19
Head	n77 H ANT2	647334	3710.010	DFT-s-OFDM QPSK 30K 20M 25_12	Left Cheek	0mm	Fig.A57	17.00	18.00	0.524	0.66	0.207	0.26	-0.23
Body	n77 H ANT2	650800	3762.000	DFT-s-OFDM QPSK 30K 20M 25_12	Front	10mm	/	18.16	19.00	0.055	0.07	0.025	0.03	0.03
Body	n77 H ANT2	650800	3762.000	DFT-s-OFDM QPSK 30K 20M 25_12	Rear	10mm	/	18.16	19.00	0.155	0.19	0.070	0.08	-0.12
Body	n77 H ANT2	650800	3762.000	DFT-s-OFDM QPSK 30K 20M 25_12	Right Edge	10mm	/	18.16	19.00	0.243	0.29	0.102	0.12	-0.14
Body	n77 H ANT2	664666	3969.990	DFT-s-OFDM QPSK 30K 20M 25_12	Right Edge	10mm	Fig.A58	17.73	19.00	0.245	0.33	0.104	0.14	0.02
Body	n77 H ANT2	647334	3710.010	DFT-s-OFDM QPSK 30K 20M 25_12	Right Edge	10mm	/	18.04	19.00	0.262	0.33	0.108	0.13	-0.20
Body	n77 H ANT2	650000	3750.000	DFT-s-OFDM QPSK 30K 100M 135_67	Front	15mm	/	19.27	20.00	0.187	0.22	0.063	0.07	0.07
Body	n77 H ANT2	650000	3750.000	DFT-s-OFDM QPSK 30K 100M 135_67	Rear	15mm	/	19.27	20.00	0.496	0.57	0.203	0.24	0.22
Body	n77 H ANT2	652400	3786	DFT-s-OFDM QPSK 30K 100M 135_67	Rear	15mm	/	19.07	20.00	0.431	0.53	0.187	0.23	-0.25
Body	n77 H ANT2	662000	3930.000	DFT-s-OFDM QPSK 30K 100M 135_67	Rear	15mm	Fig.A59	18.54	20.00	0.422	0.59	0.192	0.27	0.22

Test Position	Frequency Band	Channel Number	Frequency (MHz)	Mode/RB	Test setup	Distance	Figure No./Note	EUT Measured Power (dBm)	Tune up (dBm)	Measured SAR 1g (W/kg)	Calculated SAR 1g (W/kg)	Measured SAR 10g (W/kg)	Calculated SAR 10g (W/kg)	Power Drift
Head	n77 L(PC2) ANT6	630668	3460.02	DFT-s-OFDM QPSK 30K 20M 25_12	Left Cheek	0mm	/	17.24	18.00	0.059	0.07	0.031	0.04	0.17
Head	n77 L(PC2) ANT6	630668	3460.02	DFT-s-OFDM QPSK 30K 20M 25_12	Left Tilt	0mm	/	17.24	18.00	0.057	0.07	0.027	0.03	0.05
Head	n77 L(PC2) ANT6	630668	3460.02	DFT-s-OFDM QPSK 30K 20M 25_12	Right Cheek	0mm	/	17.24	18.00	0.263	0.31	0.119	0.14	0.13
Head	n77 L(PC2) ANT6	630668	3460.02	DFT-s-OFDM QPSK 30K 20M 25_12	Right Tilt	0mm	/	17.24	18.00	0.169	0.20	0.076	0.09	0.28
Head	n77 L(PC2) ANT6	633334	3500.01	DFT-s-OFDM QPSK 30K 20M 25_12	Right Cheek	0mm	/	17.14	18.00	0.276	0.34	0.122	0.15	-0.29
Head	n77 L(PC2) ANT6	636000	3540	DFT-s-OFDM QPSK 30K 20M 25_12	Right Cheek	0mm	Fig.A60	16.96	18.00	0.279	0.35	0.123	0.16	-0.25
Test Position	Frequency Band	Channel Number	Frequency (MHz)	Mode/RB	Test setup	Distance	Figure No./Note	EUT Measured Power (dBm)	Tune up (dBm)	Measured SAR 1g (W/kg)	Calculated SAR 1g (W/kg)	Measured SAR 10g (W/kg)	Calculated SAR 10g (W/kg)	Power Drift
Body	n77 L(PC2) ANT6	630668	3460.02	DFT-s-OFDM QPSK 30K 20M 25_12	Front	10mm	/	18.16	19.00	0.087	0.11	0.042	0.05	-0.03
Body	n77 L(PC2) ANT6	630668	3460.02	DFT-s-OFDM QPSK 30K 20M 25_12	Rear	10mm	/	18.16	19.00	0.126	0.15	0.061	0.07	0.29
Body	n77 L(PC2) ANT6	630668	3460.02	DFT-s-OFDM QPSK 30K 20M 25_12	Left Edge	10mm	/	18.16	19.00	0.252	0.31	0.111	0.13	-0.05
Body	n77 L(PC2) ANT6	633334	3500.01	DFT-s-OFDM QPSK 30K 20M 25_12	Left Edge	10mm	Fig.A61	18.15	19.00	0.259	0.31	0.115	0.14	-0.11
Body	n77 L(PC2) ANT6	636000	3540	DFT-s-OFDM QPSK 30K 20M 25_12	Left Edge	10mm	/	17.98	19.00	0.197	0.25	0.105	0.13	0.29
Test Position	Frequency Band	Channel Number	Frequency (MHz)	Mode/RB	Test setup	Distance	Figure No./Note	EUT Measured Power (dBm)	Tune up (dBm)	Measured SAR 1g (W/kg)	Calculated SAR 1g (W/kg)	Measured SAR 10g (W/kg)	Calculated SAR 10g (W/kg)	Power Drift
Body	n77 L(PC2) ANT6	630668	3460.02	DFT-s-OFDM QPSK 30K 20M 25_12	Front	15mm	/	20.18	21.00	0.030	0.04	0.139	0.17	-0.02
Body	n77 L(PC2) ANT6	630668	3460.02	DFT-s-OFDM QPSK 30K 20M 25_12	Rear	15mm	Fig.A62	20.18	21.00	0.042	0.05	0.216	0.26	0.26
Body	n77 L(PC2) ANT6	633334	3500.01	DFT-s-OFDM QPSK 30K 20M 25_12	Rear	15mm	/	20.12	21.00	0.041	0.05	0.206	0.25	0.04
Body	n77 L(PC2) ANT6	636000	3540	DFT-s-OFDM QPSK 30K 20M 25_12	Rear	15mm	/	20.01	21.00	0.039	0.05	0.175	0.22	-0.21
Test Position	Frequency Band	Channel Number	Frequency (MHz)	Mode/RB	Test setup	Distance	Figure No./Note	EUT Measured Power (dBm)	Tune up (dBm)	Measured SAR 1g (W/kg)	Calculated SAR 1g (W/kg)	Measured SAR 10g (W/kg)	Calculated SAR 10g (W/kg)	Power Drift
Head	n77(PC2) H ANT6	647334	3710.010	DFT-s-OFDM QPSK 30K 20M 25_12	Left Cheek	0mm	/	17.19	18.00	0.066	0.08	0.031	0.04	-0.14
Head	n77(PC2) H ANT6	647334	3710.010	DFT-s-OFDM QPSK 30K 20M 25_12	Left Tilt	0mm	/	17.19	18.00	0.059	0.07	0.028	0.03	0.06
Head	n77(PC2) H ANT6	647334	3710.010	DFT-s-OFDM QPSK 30K 20M 25_12	Right Cheek	0mm	/	17.19	18.00	0.269	0.32	0.115	0.14	0.13
Head	n77(PC2) H ANT6	647334	3710.010	DFT-s-OFDM QPSK 30K 20M 25_12	Right Tilt	0mm	/	17.19	18.00	0.177	0.21	0.073	0.09	0.29
Head	n77(PC2) H ANT6	657733	3866.000	DFT-s-OFDM QPSK 30K 20M 25_12	Right Cheek	0mm	/	17.07	18.00	0.279	0.35	0.118	0.15	0.28
Head	n77(PC2) H ANT6	664666	3969.990	DFT-s-OFDM QPSK 30K 20M 25_12	Right Cheek	0mm	Fig.A63	16.80	18.00	0.291	0.38	0.122	0.16	-0.29
Test Position	Frequency Band	Channel Number	Frequency (MHz)	Mode/RB	Test setup	Distance	Figure No./Note	EUT Measured Power (dBm)	Tune up (dBm)	Measured SAR 1g (W/kg)	Calculated SAR 1g (W/kg)	Measured SAR 10g (W/kg)	Calculated SAR 10g (W/kg)	Power Drift
Body	n77(PC2) H ANT6	647334	3710.010	DFT-s-OFDM QPSK 30K 20M 25_12	Front	10mm	/	18.10	19.00	0.069	0.08	0.034	0.04	-0.15
Body	n77(PC2) H ANT6	647334	3710.010	DFT-s-OFDM QPSK 30K 20M 25_12	Rear	10mm	/	18.10	19.00	0.099	0.12	0.048	0.06	-0.22
Body	n77(PC2) H ANT6	647334	3710.010	DFT-s-OFDM QPSK 30K 20M 25_12	Left Edge	10mm	/	18.10	19.00	0.193	0.24	0.090	0.11	-0.10
Body	n77(PC2) H ANT6	650800	3762.000	DFT-s-OFDM QPSK 30K 20M 25_12	Left Edge	10mm	/	18.08	19.00	0.217	0.27	0.098	0.12	0.17
Body	n77(PC2) H ANT6	664666	3969.990	DFT-s-OFDM QPSK 30K 20M 25_12	Left Edge	10mm	Fig.A64	17.85	19.00	0.220	0.29	0.095	0.12	0.25
Test Position	Frequency Band	Channel Number	Frequency (MHz)	Mode/RB	Test setup	Distance	Figure No./Note	EUT Measured Power (dBm)	Tune up (dBm)	Measured SAR 1g (W/kg)	Calculated SAR 1g (W/kg)	Measured SAR 10g (W/kg)	Calculated SAR 10g (W/kg)	Power Drift
Body	n77(PC2) H ANT6	647334	3710.010	DFT-s-OFDM QPSK 30K 20M 25_12	Front	15mm	/	20.08	21.00	0.100	0.12	0.042	0.05	-0.08
Body	n77(PC2) H ANT6	647334	3710.010	DFT-s-OFDM QPSK 30K 20M 25_12	Rear	15mm	/	20.08	21.00	0.177	0.22	0.073	0.09	-0.25
Body	n77(PC2) H ANT6	657733	3866.000	DFT-s-OFDM QPSK 30K 20M 25_12	Rear	15mm	/	20.06	21.00	0.191	0.24	0.077	0.10	-0.13
Body	n77(PC2) H ANT6	664666	3969.990	DFT-s-OFDM QPSK 30K 20M 25_12	Rear	15mm	Fig.A65	19.86	21.00	0.196	0.25	0.077	0.10	-0.23

### 14.3 WLAN Evaluation for 2.4G

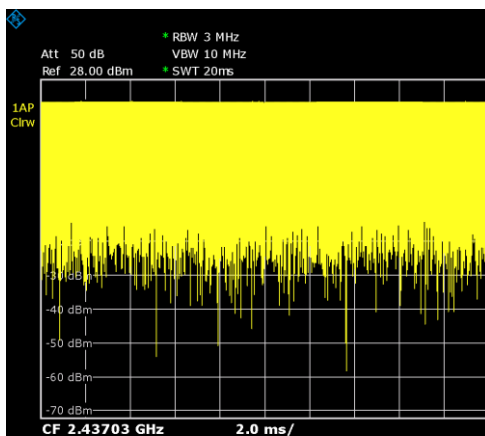
The maximum output power specified for production units are determined for all applicable 802.11 transmission modes in each standalone and aggregated frequency band. Maximum output power is measured for the highest maximum output power configuration(s) in each frequency band according to the default power measurement procedures.

When the same transmission mode configurations have the same maximum output power on the same channel for the 802.11 a/g/n/ac/ax modes, the channel in the lower order/sequence 802.11 mode (i.e. a, g, n ac then ax) is selected.

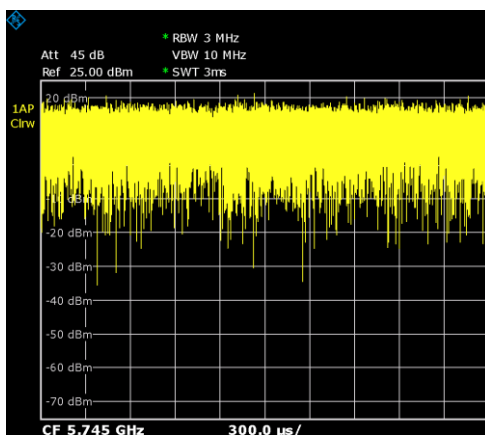
SAR Test reduction was applied from KDB 248227 guidance, when the same maximum power is specified for multiple transmission modes in a frequency band, the largest channel bandwidth, lowest order modulation, lowest data rate and lowest order 802.11a/g/n/ac mode is used for SAR measurement, on the highest measured output power channel in the initial test configuration, for each frequency band. Additional output power measurements were not deemed necessary.

#### Duty factor plot

##### Wifi2.4G



##### WIFI5G





**WiFi2.4G**

Test Position	Frequency Band	Channel Number	Frequency (MHz)	Mode/RB	Test setup	Distance	Figure No./Note	EUT Measured Power (dBm)	Tune up (dBm)	Measured SAR 1g (W/kg)	Calculated SAR 1g (W/kg)	Measured SAR 10g (W/kg)	Calculated SAR 10g (W/kg)	Power Drift
Head	WiFi2.4G	6	2437	802.11b 18dBm	Left Cheek	0mm	Fig.A66	17.46	18.50	0.634	0.81	0.322	0.41	0.16
Head	WiFi2.4G	6	2437	802.11b 18dBm	Left Tilt	0mm	/	17.46	18.50	0.623	0.79	0.289	0.37	-0.18
Head	WiFi2.4G	6	2437	802.11b 18dBm	Right Cheek	0mm	/	17.46	18.50	0.282	0.37	0.159	0.20	-0.17
Head	WiFi2.4G	6	2437	802.11b 18dBm	Right Tilt	0mm	/	17.46	18.50	0.282	0.36	0.138	0.18	-0.19
Head	WiFi2.4G	1	2412	802.11b 18dBm	Left Cheek	0mm	/	17.21	18.50	0.582	0.78	0.300	0.40	0.05
Head	WiFi2.4G	11	2462	802.11b 18dBm	Left Cheek	0mm	/	17.26	18.50	0.538	0.72	0.274	0.36	-0.09
Test Position	Frequency Band	Channel Number	Frequency (MHz)	Mode/RB	Test setup	Distance	Figure No./Note	EUT Measured Power (dBm)	Tune up (dBm)	Measured SAR 1g (W/kg)	Calculated SAR 1g (W/kg)	Measured SAR 10g (W/kg)	Calculated SAR 10g (W/kg)	Power Drift
Body	WiFi2.4G	6	2437	802.11b 15dBm	Front	10mm	/	14.83	15.80	0.056	0.07	0.034	0.04	0.04
Body	WiFi2.4G	6	2437	802.11b 15dBm	Rear	10mm	/	14.83	15.80	0.046	0.06	0.028	0.04	-0.26
Body	WiFi2.4G	6	2437	802.11b 15dBm	Right Edge	10mm	Fig.A67	14.83	15.80	0.076	0.10	0.043	0.05	-0.16
Body	WiFi2.4G	6	2437	802.11b 15dBm	Top Edge	10mm	/	14.83	15.80	0.033	0.04	0.019	0.02	-0.08
Body	WiFi2.4G	1	2412	802.11b 15dBm	Right Edge	10mm	/	14.76	15.80	0.070	0.09	0.041	0.05	-0.11
Body	WiFi2.4G	11	2462	802.11b 15dBm	Right Edge	10mm	/	14.61	15.80	0.072	0.09	0.039	0.05	-0.08
Test Position	Frequency Band	Channel Number	Frequency (MHz)	Mode/RB	Test setup	Distance	Figure No./Note	EUT Measured Power (dBm)	Tune up (dBm)	Measured SAR 1g (W/kg)	Calculated SAR 1g (W/kg)	Measured SAR 10g (W/kg)	Calculated SAR 10g (W/kg)	Power Drift
Body	WiFi2.4G	6	2437	802.11b 15dBm	Front	0mm	/	14.83	15.80	0.693	0.87	0.318	0.40	0.23
Body	WiFi2.4G	6	2437	802.11b 15dBm	Rear	0mm	/	14.83	15.80	0.570	0.71	0.262	0.33	0.06
Body	WiFi2.4G	6	2437	802.11b 15dBm	Right Edge	0mm	Fig.A68	14.83	15.80	0.941	1.18	0.402	0.50	-0.13
Body	WiFi2.4G	6	2437	802.11b 15dBm	Top Edge	0mm	/	14.83	15.80	0.409	0.51	0.178	0.22	-0.01
Body	WiFi2.4G	1	2412	802.11b 15dBm	Right Edge	0mm	/	14.76	15.80	0.867	1.10	0.383	0.49	-0.07
Body	WiFi2.4G	11	2462	802.11b 15dBm	Right Edge	0mm	/	14.61	15.80	0.891	1.17	0.365	0.48	0.02
Test Position	Frequency Band	Channel Number	Frequency (MHz)	Mode/RB	Test setup	Distance	Figure No./Note	EUT Measured Power (dBm)	Tune up (dBm)	Measured SAR 1g (W/kg)	Calculated SAR 1g (W/kg)	Measured SAR 10g (W/kg)	Calculated SAR 10g (W/kg)	Power Drift
Body	WiFi2.4G	6	1882.5	802.11b 20dBm	Front	15mm	Fig.A69	19.81	20.50	0.200	0.23	0.114	0.13	-0.04
Body	WiFi2.4G	6	1882.5	802.11b 20dBm	Rear	15mm	/	19.81	20.50	0.166	0.19	0.097	0.11	0.26
Body	WiFi2.4G	1	2412	802.11b 20dBm	Rear	15mm	/	19.76	20.50	0.187	0.22	0.112	0.13	0.22
Body	WiFi2.4G	11	2462	802.11b 20dBm	Rear	15mm	/	19.47	20.50	0.183	0.23	0.100	0.13	0.29
Test Position	Frequency Band	Channel Number	Frequency (MHz)	Mode/RB	Test setup	Distance	Figure No./Note	EUT Measured Power (dBm)	Tune up (dBm)	Measured SAR 1g (W/kg)	Calculated SAR 1g (W/kg)	Measured SAR 10g (W/kg)	Calculated SAR 10g (W/kg)	Power Drift
Head	WiFi2.4G	6	2437	802.11b 10dBm	Left Cheek	0mm	Fig.A70	10.95	11.50	0.151	0.17	0.076	0.09	0.28
Head	WiFi2.4G	6	2437	802.11b 10dBm	Left Tilt	0mm	/	10.95	11.50	0.150	0.17	0.069	0.08	0.27
Head	WiFi2.4G	6	2437	802.11b 10dBm	Right Cheek	0mm	/	10.95	11.50	0.069	0.08	0.036	0.04	-0.12
Head	WiFi2.4G	6	2437	802.11b 10dBm	Right Tilt	0mm	/	10.95	11.50	0.067	0.08	0.033	0.04	-0.19
Head	WiFi2.4G	1	2412	802.11b 10dBm	Left Cheek	0mm	/	10.69	11.50	0.135	0.16	0.072	0.09	-0.04
Head	WiFi2.4G	11	2462	802.11b 10dBm	Left Cheek	0mm	/	10.62	11.50	0.133	0.16	0.064	0.08	-0.14
Test Position	Frequency Band	Channel Number	Frequency (MHz)	Mode/RB	Test setup	Distance	Figure No./Note	EUT Measured Power (dBm)	Tune up (dBm)	Measured SAR 1g (W/kg)	Calculated SAR 1g (W/kg)	Measured SAR 10g (W/kg)	Calculated SAR 10g (W/kg)	Power Drift
Body	WiFi2.4G	6	2437	802.11b 11dBm	Front	15mm	Fig.A71	11.38	12.50	0.030	0.04	0.017	0.02	0.30
Body	WiFi2.4G	6	2437	802.11b 11dBm	Rear	15mm	/	11.38	12.50	0.025	0.03	0.014	0.02	-0.04
Body	WiFi2.4G	1	2412	802.11b 11dBm	Rear	15mm	/	11.43	12.50	0.028	0.04	0.017	0.02	0.18
Body	WiFi2.4G	11	2462	802.11b 11dBm	Rear	15mm	/	11.40	12.50	0.027	0.03	0.015	0.02	-0.21

**WiFi5G**

Test Position	Frequency Band	Channel Number	Frequency (MHz)	Mode/RB	Test setup	Distance	Figure No./Note	EUT Measured Power (dBm)	Tune up (dBm)	Measured SAR 1g (W/kg)	Calculated SAR 1g (W/kg)	Measured SAR 10g (W/kg)	Calculated SAR 10g (W/kg)	Power Drift
Head	WiFi5G	52	5260	802.11a 15dBm	Left Cheek	0mm	/	14.42	15.00	0.409	0.47	0.139	0.16	-0.08
Head	WiFi5G	52	5260	802.11a 15dBm	Left Tilt	0mm	/	14.42	15.00	0.366	0.42	0.116	0.13	-0.02
Head	WiFi5G	52	5260	802.11a 15dBm	Right Cheek	0mm	/	14.42	15.00	0.113	0.13	0.044	0.05	-0.26
Head	WiFi5G	52	5260	802.11a 15dBm	Right Tilt	0mm	/	14.42	15.00	0.111	0.13	0.044	0.05	-0.29
Head	WiFi5G	100	5500	802.11a 15dBm	Left Cheek	0mm	/	14.71	15.00	0.487	0.52	0.159	0.17	-0.17
Head	WiFi5G	100	5500	802.11a 15dBm	Left Tilt	0mm	/	14.71	15.00	0.426	0.46	0.128	0.14	-0.07
Head	WiFi5G	100	5500	802.11a 15dBm	Right Cheek	0mm	/	14.71	15.00	0.148	0.16	0.053	0.06	0.23
Head	WiFi5G	100	5500	802.11a 15dBm	Right Tilt	0mm	/	14.71	15.00	0.143	0.15	0.050	0.05	-0.13
Head	WiFi5G	149	5745	802.11a 15dBm	Left Cheek	0mm	Fig.A72	13.62	15.00	0.544	0.75	0.175	0.24	-0.04
Head	WiFi5G	149	5745	802.11a 15dBm	Left Tilt	0mm	/	13.62	15.00	0.486	0.67	0.144	0.20	0.21
Head	WiFi5G	149	5745	802.11a 15dBm	Right Cheek	0mm	/	13.62	15.00	0.163	0.22	0.056	0.08	0.23
Head	WiFi5G	149	5745	802.11a 15dBm	Right Tilt	0mm	/	13.62	15.00	0.165	0.23	0.059	0.08	0.15
Test Position	Frequency Band	Channel Number	Frequency (MHz)	Mode/RB	Test setup	Distance	Figure No./Note	EUT Measured Power (dBm)	Tune up (dBm)	Measured SAR 1g (W/kg)	Calculated SAR 1g (W/kg)	Measured SAR 10g (W/kg)	Calculated SAR 10g (W/kg)	Power Drift
Body	WiFi5G	60	5300	802.11a 14dBm	Front	10mm	/	13.53	14.00	0.012	0.01	0.003	0.00	0.03
Body	WiFi5G	60	5300	802.11a 14dBm	Rear	10mm	Fig.A73	13.53	14.00	0.030	0.03	0.012	0.01	-0.03
Body	WiFi5G	60	5300	802.11a 14dBm	Right Edge	10mm	/	13.53	14.00	0.015	0.02	0.003	0.00	0.02
Body	WiFi5G	60	5300	802.11a 14dBm	Top Edge	10mm	/	13.53	14.00	0.016	0.02	0.005	0.01	0.19
Body	WiFi5G	100	5500	802.11a 14dBm	Front	10mm	/	13.62	14.00	0.028	0.03	0.011	0.01	-0.27
Body	WiFi5G	100	5500	802.11a 14dBm	Rear	10mm	/	13.62	14.00	0.014	0.02	0.005	0.01	0.26
Body	WiFi5G	100	5500	802.11a 14dBm	Right Edge	10mm	/	13.62	14.00	0.013	0.01	0.005	0.01	0.12
Body	WiFi5G	100	5500	802.11a 14dBm	Top Edge	10mm	/	13.62	14.00	0.009	0.01	0.003	0.00	0.20
Body	WiFi5G	165	5825	802.11a 14dBm	Front	10mm	/	12.71	14.00	0.011	0.01	0.004	0.01	-0.05
Body	WiFi5G	165	5825	802.11a 14dBm	Rear	10mm	/	12.71	14.00	0.022	0.03	0.008	0.01	-0.06
Body	WiFi5G	165	5825	802.11a 14dBm	Right Edge	10mm	/	12.71	14.00	0.014	0.02	0.005	0.01	-0.29
Body	WiFi5G	165	5825	802.11a 14dBm	Top Edge	10mm	/	12.71	14.00	0.009	0.01	0.001	0.00	0.27
Test Position	Frequency Band	Channel Number	Frequency (MHz)	Mode/RB	Test setup	Distance	Figure No./Note	EUT Measured Power (dBm)	Tune up (dBm)	Measured SAR 1g (W/kg)	Calculated SAR 1g (W/kg)	Measured SAR 10g (W/kg)	Calculated SAR 10g (W/kg)	Power Drift
Body	WiFi5G	60	5300	802.11a 14dBm	Front	0mm	/	13.53	14.00	0.394	0.44	0.070	0.08	-0.17
Body	WiFi5G	60	5300	802.11a 14dBm	Rear	0mm	Fig.A74	13.53	14.00	0.984	1.10	0.279	0.31	0.13
Body	WiFi5G	60	5300	802.11a 14dBm	Right Edge	0mm	/	13.53	14.00	0.492	0.55	0.070	0.08	0.10
Body	WiFi5G	60	5300	802.11a 14dBm	Top Edge	0mm	/	13.53	14.00	0.525	0.59	0.116	0.13	-0.21
Body	WiFi5G	100	5500	802.11a 14dBm	Front	0mm	/	13.62	14.00	0.918	1.00	0.256	0.28	0.06
Body	WiFi5G	100	5500	802.11a 14dBm	Rear	0mm	/	13.62	14.00	0.459	0.50	0.116	0.13	-0.23
Body	WiFi5G	100	5500	802.11a 14dBm	Right Edge	0mm	/	13.62	14.00	0.426	0.46	0.116	0.13	0.06
Body	WiFi5G	100	5500	802.11a 14dBm	Top Edge	0mm	/	13.62	14.00	0.295	0.32	0.070	0.08	0.01
Body	WiFi5G	165	5825	802.11a 14dBm	Front	0mm	/	12.71	14.00	0.361	0.49	0.093	0.13	-0.11
Body	WiFi5G	165	5825	802.11a 14dBm	Rear	0mm	/	12.71	14.00	0.722	0.97	0.186	0.25	0.25
Body	WiFi5G	165	5825	802.11a 14dBm	Right Edge	0mm	/	12.71	14.00	0.459	0.62	0.116	0.16	-0.30
Body	WiFi5G	165	5825	802.11a 14dBm	Top Edge	0mm	/	12.71	14.00	0.295	0.40	0.023	0.03	0.12
Test Position	Frequency Band	Channel Number	Frequency (MHz)	Mode/RB	Test setup	Distance	Figure No./Note	EUT Measured Power (dBm)	Tune up (dBm)	Measured SAR 1g (W/kg)	Calculated SAR 1g (W/kg)	Measured SAR 10g (W/kg)	Calculated SAR 10g (W/kg)	Power Drift
Body	WiFi5G	52	5260	802.11a 19dBm	Front	15mm	/	17.91	18.50	0.124	0.14	0.055	0.06	-0.15
Body	WiFi5G	52	5260	802.11a 19dBm	Rear	15mm	/	17.91	18.50	0.262	0.30	0.109	0.12	-0.28
Body	WiFi5G	100	5500	802.11a 19dBm	Front	15mm	/	18.24	18.50	0.182	0.19	0.076	0.08	-0.15
Body	WiFi5G	100	5500	802.11a 19dBm	Rear	15mm	/	18.24	18.50	0.329	0.35	0.140	0.15	-0.06
Body	WiFi5G	149	5745	802.11a 19dBm	Front	15mm	/	17.42	18.50	0.207	0.27	0.089	0.11	-0.19
Body	WiFi5G	149	5745	802.11a 19dBm	Rear	15mm	Fig.A75	17.42	18.50	0.529	0.68	0.216	0.28	-0.24
Test Position	Frequency Band	Channel Number	Frequency (MHz)	Mode/RB	Test setup	Distance	Figure No./Note	EUT Measured Power (dBm)	Tune up (dBm)	Measured SAR 1g (W/kg)	Calculated SAR 1g (W/kg)	Measured SAR 10g (W/kg)	Calculated SAR 10g (W/kg)	Power Drift
Head	WiFi5G	52	5260	802.11a 10dBm	Left Cheek	0mm	/	10.05	10.50	0.187	0.21	0.068	0.08	-0.10
Head	WiFi5G	52	5260	802.11a 10dBm	Left Tilt	0mm	/	10.05	10.50	0.162	0.18	0.056	0.06	-0.13
Head	WiFi5G	52	5260	802.11a 10dBm	Right Cheek	0mm	/	10.05	10.50	0.074	0.08	0.022	0.02	0.28
Head	WiFi5G	52	5260	802.11a 10dBm	Right Tilt	0mm	/	10.05	10.50	0.099	0.11	0.022	0.02	-0.29
Head	WiFi5G	100	5500	802.11a 10dBm	Left Cheek	0mm	/	10.21	10.50	0.199	0.21	0.066	0.07	-0.19
Head	WiFi5G	100	5500	802.11a 10dBm	Left Tilt	0mm	/	10.21	10.50	0.183	0.20	0.060	0.06	-0.27
Head	WiFi5G	100	5500	802.11a 10dBm	Right Cheek	0mm	/	10.21	10.50	0.062	0.07	0.014	0.01	0.05
Head	WiFi5G	100	5500	802.11a 10dBm	Right Tilt	0mm	/	10.21	10.50	0.099	0.11	0.022	0.02	0.04
Head	WiFi5G	149	5745	802.11a 10dBm	Left Cheek	0mm	Fig.A76	9.30	10.50	0.261	0.34	0.089	0.12	-0.06
Head	WiFi5G	149	5745	802.11a 10dBm	Left Tilt	0mm	/	9.30	10.50	0.253	0.33	0.075	0.10	0.10
Head	WiFi5G	149	5745	802.11a 10dBm	Right Cheek	0mm	/	9.30	10.50	0.099	0.13	0.036	0.05	0.29
Head	WiFi5G	149	5745	802.11a 10dBm	Right Tilt	0mm	/	9.30	10.50	0.092	0.12	0.034	0.04	-0.25
Test Position	Frequency Band	Channel Number	Frequency (MHz)	Mode/RB	Test setup	Distance	Figure No./Note	EUT Measured Power (dBm)	Tune up (dBm)	Measured SAR 1g (W/kg)	Calculated SAR 1g (W/kg)	Measured SAR 10g (W/kg)	Calculated SAR 10g (W/kg)	Power Drift
Body	WiFi5G	52	5260	802.11a 11dBm	Front	15mm	/	11.06	11.50	0.029	0.03	0.010	0.01	-0.20
Body	WiFi5G	52	5260	802.11a 11dBm	Rear	15mm	/	11.06	11.50	0.037	0.04	0.009	0.01	-0.17
Body	WiFi5G	140	5700	802.11a 11dBm	Front	15mm	/	10.68	11.50	0.025	0.03	0.011	0.01	-0.03
Body	WiFi5G	140	5700	802.11a 11dBm	Rear	15mm	/	10.68	11.50	0.035	0.04	0.016	0.02	-0.09
Body	WiFi5G	161	5805	802.11a 11dBm	Front	15mm	/	10.25	11.50	0.030	0.04	0.012	0.02	0.14
Body	WiFi5G	161	5805	802.11a 11dBm	Rear	15mm	Fig.A77	10.25	11.50	0.053	0.07	0.022	0.03	0.14

**14.4 SAR results for BT/NFC**

Test Position	Frequency Band	Channel Number	Frequency (MHz)	Test setup	Distance	Measured SAR 1g (W/kg)	Calculated SAR 1g (W/kg)	Measured SAR 10g (W/kg)	Calculated SAR 10g (W/kg)	Power Drift
Body	BT	39	2441	Front	10mm	< 0.01	< 0.01	< 0.01	< 0.01	/
Body	BT	39	2441	Rear	10mm	< 0.01	< 0.01	< 0.01	< 0.01	/
Body	BT	39	2441	Left Edge	10mm	< 0.01	< 0.01	< 0.01	< 0.01	/
Body	BT	39	2441	Right Edge	10mm	< 0.01	< 0.01	< 0.01	< 0.01	/
Body	BT	39	2441	Top Edge	10mm	< 0.01	< 0.01	< 0.01	< 0.01	/
Test Position	Frequency Band	Channel Number	Frequency (MHz)	Test setup	Distance	Measured SAR 1g (W/kg)	Calculated SAR 1g (W/kg)	Measured SAR 10g (W/kg)	Calculated SAR 10g (W/kg)	Power Drift
Head	BT	39	2441	Left Cheek	0mm	< 0.01	< 0.01	< 0.01	< 0.01	/
Head	BT	39	2441	Left Tilt	0mm	< 0.01	< 0.01	< 0.01	< 0.01	/
Head	BT	39	2441	Right Cheek	0mm	< 0.01	< 0.01	< 0.01	< 0.01	/
Head	BT	39	2441	Right Tilt	0mm	< 0.01	< 0.01	< 0.01	< 0.01	/

Test Position	Frequency Band	Frequency (MHz)	Test setup	Distance	Measured SAR 1g (W/kg)	Calculated SAR 1g (W/kg)	Measured SAR 10g (W/kg)	Calculated SAR 10g (W/kg)	Power Drift
Body	NFC	13.56	Front	10mm	< 0.01	< 0.01	< 0.01	< 0.01	/
Body	NFC	13.56	Rear	10mm	< 0.01	< 0.01	< 0.01	< 0.01	/
Body	NFC	13.56	Left Edge	10mm	< 0.01	< 0.01	< 0.01	< 0.01	/
Body	NFC	13.56	Right Edge	10mm	< 0.01	< 0.01	< 0.01	< 0.01	/
Body	NFC	13.56	Top Edge	10mm	< 0.01	< 0.01	< 0.01	< 0.01	/
Test Position	Frequency Band	Frequency (MHz)	Test setup	Distance	Measured SAR 1g (W/kg)	Calculated SAR 1g (W/kg)	Measured SAR 10g (W/kg)	Calculated SAR 10g (W/kg)	Power Drift
Head	NFC	13.56	Left Cheek	0mm	< 0.01	< 0.01	< 0.01	< 0.01	/
Head	NFC	13.56	Left Tilt	0mm	< 0.01	< 0.01	< 0.01	< 0.01	/
Head	NFC	13.56	Right Cheek	0mm	< 0.01	< 0.01	< 0.01	< 0.01	/
Head	NFC	13.56	Right Tilt	0mm	< 0.01	< 0.01	< 0.01	< 0.01	/

## 15 SAR Measurement Variability

SAR measurement variability must be assessed for each frequency band, which is determined by the SAR probe calibration point and tissue-equivalent medium used for the device measurements. When both head and body tissue-equivalent media are required for SAR measurements in a frequency band, the variability measurement procedures should be applied to the tissue medium with the highest measured SAR, using the highest measured SAR configuration for that tissue-equivalent medium.

The following procedures are applied to determine if repeated measurements are required.

- 1) Repeated measurement is not required when the original highest measured SAR is  $< 0.80$  W/kg; steps 2) through 4) do not apply.
- 2) When the original highest measured SAR is  $\geq 0.80$  W/kg, repeat that measurement once.
- 3) Perform a second repeated measurement only if the ratio of largest to smallest SAR for the original and first repeated measurements is  $> 1.20$  or when the original or repeated measurement is  $\geq 1.45$  W/kg ( $\sim 10\%$  from the 1-g SAR limit).
- 4) Perform a third repeated measurement only if the original, first or second repeated measurement is  $\geq 1.5$  W/kg and the ratio of largest to smallest SAR for the original, first and second repeated measurements is  $> 1.20$

RF Exposure Conditions	Frequency Band	Channel Number	Frequency (MHz)	Mode/RB	Test Position	Original Highest Measured 1g (W/kg)	Second Repeated Measurement 1g (W/kg)	The Ratio
Head	WCDMA1900 ANT2	9400	1880	RMC	Left Cheek	0.886	0.876	1.01
Head	WCDMA1900 ANT2	9262	1852.4	RMC	Left Cheek	0.980	0.969	1.01
Head	WCDMA1900 ANT2	9538	1907.6	RMC	Left Cheek	0.911	0.897	1.02
Head	LTE Band7 ANT4	21100	2535	1RB-High	Right Cheek	0.973	0.961	1.01
Head	LTE Band7 ANT4	21350	2560	50RB-High	Right Cheek	0.848	0.833	1.02
Head	LTE Band7 ANT4	21350	2560	1RB-High	Right Cheek	0.860	0.848	1.01

## 16 Measurement Uncertainty

### 16.1 Measurement Uncertainty for Normal SAR Tests (300MHz~3GHz)

No.	Error Description	Type	Uncertainty value	Probably Distribution	Div.	(Ci) 1g	(Ci) 10g	Std. Unc. (1g)	Std. Unc. (10g)	Degree of freedom
<b>Measurement system</b>										
1	Probe calibration	B	6.0	N	1	1	1	6.0	6.0	$\infty$
2	Isotropy	B	4.7	R	$\sqrt{3}$	0.7	0.7	1.9	1.9	$\infty$
3	Boundary effect	B	1.0	R	$\sqrt{3}$	1	1	0.6	0.6	$\infty$
4	Linearity	B	4.7	R	$\sqrt{3}$	1	1	2.7	2.7	$\infty$
5	Detection limit	B	1.0	N	1	1	1	0.6	0.6	$\infty$
6	Readout electronics	B	0.3	R	$\sqrt{3}$	1	1	0.3	0.3	$\infty$
7	Response time	B	0.8	R	$\sqrt{3}$	1	1	0.5	0.5	$\infty$
8	Integration time	B	2.6	R	$\sqrt{3}$	1	1	1.5	1.5	$\infty$
9	RF ambient conditions-noise	B	0	R	$\sqrt{3}$	1	1	0	0	$\infty$
10	RF ambient conditions-reflection	B	0	R	$\sqrt{3}$	1	1	0	0	$\infty$
11	Probe positioned mech. restrictions	B	0.4	R	$\sqrt{3}$	1	1	0.2	0.2	$\infty$
12	Probe positioning with respect to phantom shell	B	2.9	R	$\sqrt{3}$	1	1	1.7	1.7	$\infty$
13	Post-processing	B	1.0	R	$\sqrt{3}$	1	1	0.6	0.6	$\infty$
<b>Test sample related</b>										
14	Test sample positioning	A	3.3	N	1	1	1	3.3	3.3	71
15	Device holder uncertainty	A	3.4	N	1	1	1	3.4	3.4	5
16	Drift of output power	B	5.0	R	$\sqrt{3}$	1	1	2.9	2.9	$\infty$
<b>Phantom and set-up</b>										
17	Phantom uncertainty	B	4.0	R	$\sqrt{3}$	1	1	2.3	2.3	$\infty$
18	Liquid conductivity (target)	B	5.0	R	$\sqrt{3}$	0.64	0.43	1.8	1.2	$\infty$
19	Liquid conductivity (meas.)	A	2.06	N	1	0.64	0.43	1.32	0.89	43
20	Liquid permittivity (target)	B	5.0	R	$\sqrt{3}$	0.6	0.49	1.7	1.4	$\infty$
21	Liquid permittivity (meas.)	A	1.6	N	1	0.6	0.49	1.0	0.8	521

Combined standard uncertainty	$u_c = \sqrt{\sum_{i=1}^{21} c_i^2 u_i^2}$							9.55	9.43	257
Expanded uncertainty (confidence interval of 95 %)	$u_e = 2u_c$							19.1	18.9	

**16.2 Measurement Uncertainty for Normal SAR Tests (3~6GHz)**

No.	Error Description	Type	Uncertainty value	Probably Distribution	Div.	(Ci) 1g	(Ci) 10g	Std. Unc. (1g)	Std. Unc. (10g)	Degree of freedom
<b>Measurement system</b>										
1	Probe calibration	B	6.55	N	1	1	1	6.55	6.55	$\infty$
2	Isotropy	B	4.7	R	$\sqrt{3}$	0.7	0.7	1.9	1.9	$\infty$
3	Boundary effect	B	2.0	R	$\sqrt{3}$	1	1	1.2	1.2	$\infty$
4	Linearity	B	4.7	R	$\sqrt{3}$	1	1	2.7	2.7	$\infty$
5	Detection limit	B	1.0	R	$\sqrt{3}$	1	1	0.6	0.6	$\infty$
6	Readout electronics	B	0.3	R	$\sqrt{3}$	1	1	0.3	0.3	$\infty$
7	Response time	B	0.8	R	$\sqrt{3}$	1	1	0.5	0.5	$\infty$
8	Integration time	B	2.6	R	$\sqrt{3}$	1	1	1.5	1.5	$\infty$
9	RF ambient conditions-noise	B	0	R	$\sqrt{3}$	1	1	0	0	$\infty$
10	RFambient conditions-reflection	B	0	R	$\sqrt{3}$	1	1	0	0	$\infty$
11	Probe positioned mech. restrictions	B	0.8	R	$\sqrt{3}$	1	1	0.5	0.5	$\infty$
12	Probe positioning with respect to phantom shell	B	6.7	R	$\sqrt{3}$	1	1	3.9	3.9	$\infty$
13	Post-processing	B	4.0	R	$\sqrt{3}$	1	1	2.3	2.3	$\infty$
<b>Test sample related</b>										
14	Test sample positioning	A	3.3	N	1	1	1	3.3	3.3	71
15	Device holder uncertainty	A	3.4	N	1	1	1	3.4	3.4	5
16	Drift of output power	B	5.0	R	$\sqrt{3}$	1	1	2.9	2.9	$\infty$
<b>Phantom and set-up</b>										
17	Phantom uncertainty	B	4.0	R	$\sqrt{3}$	1	1	2.3	2.3	$\infty$
18	Liquid conductivity (target)	B	5.0	R	$\sqrt{3}$	0.64	0.43	1.8	1.2	$\infty$
19	Liquid conductivity (meas.)	A	2.06	N	1	0.64	0.43	1.32	0.89	43
20	Liquid permittivity (target)	B	5.0	R	$\sqrt{3}$	0.6	0.49	1.7	1.4	$\infty$

21	Liquid permittivity (meas.)	A	1.6	N	1	0.6	0.49	1.0	0.8	521
Combined standard uncertainty		$u_c' = \sqrt{\sum_{i=1}^{21} c_i^2 u_i^2}$						10.7	10.6	257
Expanded uncertainty (confidence interval of 95 %)		$u_e = 2u_c$						21.4	21.1	

### 16.3 Measurement Uncertainty for Fast SAR Tests (300MHz~3GHz)

No.	Error Description	Type	Uncertainty value	Probably Distribution	Div.	(Ci) 1g	(Ci) 10g	Std. Unc. (1g)	Std. Unc. (10g)	Degree of freedom
<b>Measurement system</b>										
1	Probe calibration	B	6.0	N	1	1	1	6.0	6.0	$\infty$
2	Isotropy	B	4.7	R	$\sqrt{3}$	0.7	0.7	1.9	1.9	$\infty$
3	Boundary effect	B	1.0	R	$\sqrt{3}$	1	1	0.6	0.6	$\infty$
4	Linearity	B	4.7	R	$\sqrt{3}$	1	1	2.7	2.7	$\infty$
5	Detection limit	B	1.0	R	$\sqrt{3}$	1	1	0.6	0.6	$\infty$
6	Readout electronics	B	0.3	R	$\sqrt{3}$	1	1	0.3	0.3	$\infty$
7	Response time	B	0.8	R	$\sqrt{3}$	1	1	0.5	0.5	$\infty$
8	Integration time	B	2.6	R	$\sqrt{3}$	1	1	1.5	1.5	$\infty$
9	RF ambient conditions-noise	B	0	R	$\sqrt{3}$	1	1	0	0	$\infty$
10	RFambient conditions-reflection	B	0	R	$\sqrt{3}$	1	1	0	0	$\infty$
11	Probe positioned mech. Restrictions	B	0.4	R	$\sqrt{3}$	1	1	0.2	0.2	$\infty$
12	Probe positioning with respect to phantom shell	B	2.9	R	$\sqrt{3}$	1	1	1.7	1.7	$\infty$
13	Post-processing	B	1.0	R	$\sqrt{3}$	1	1	0.6	0.6	$\infty$
14	Fast SAR z-Approximation	B	7.0	R	$\sqrt{3}$	1	1	4.0	4.0	$\infty$
<b>Test sample related</b>										
15	Test sample positioning	A	3.3	N	1	1	1	3.3	3.3	71
16	Device holder uncertainty	A	3.4	N	1	1	1	3.4	3.4	5
17	Drift of output power	B	5.0	R	$\sqrt{3}$	1	1	2.9	2.9	$\infty$
<b>Phantom and set-up</b>										
18	Phantom uncertainty	B	4.0	R	$\sqrt{3}$	1	1	2.3	2.3	$\infty$
19	Liquid conductivity (target)	B	5.0	R	$\sqrt{3}$	0.64	0.43	1.8	1.2	$\infty$

20	Liquid conductivity (meas.)	A	2.06	N	1	0.64	0.43	1.32	0.89	43
21	Liquid permittivity (target)	B	5.0	R	$\sqrt{3}$	0.6	0.49	1.7	1.4	$\infty$
22	Liquid permittivity (meas.)	A	1.6	N	1	0.6	0.49	1.0	0.8	521
Combined standard uncertainty		$u_c = \sqrt{\sum_{i=1}^{22} c_i^2 u_i^2}$						10.4	10.3	257
Expanded uncertainty (confidence interval of 95 %)		$u_e = 2u_c$						20.8	20.6	

#### 16.4 Measurement Uncertainty for Fast SAR Tests (3~6GHz)

No.	Error Description	Type	Uncertainty value	Probably Distribution	Div.	(Ci) 1g	(Ci) 10g	Std. Unc. (1g)	Std. Unc. (10g)	Degree of freedom
<b>Measurement system</b>										
1	Probe calibration	B	6.55	N	1	1	1	6.55	6.55	$\infty$
2	Isotropy	B	4.7	R	$\sqrt{3}$	0.7	0.7	1.9	1.9	$\infty$
3	Boundary effect	B	2.0	R	$\sqrt{3}$	1	1	1.2	1.2	$\infty$
4	Linearity	B	4.7	R	$\sqrt{3}$	1	1	2.7	2.7	$\infty$
5	Detection limit	B	1.0	R	$\sqrt{3}$	1	1	0.6	0.6	$\infty$
6	Readout electronics	B	0.3	R	$\sqrt{3}$	1	1	0.3	0.3	$\infty$
7	Response time	B	0.8	R	$\sqrt{3}$	1	1	0.5	0.5	$\infty$
8	Integration time	B	2.6	R	$\sqrt{3}$	1	1	1.5	1.5	$\infty$
9	RF ambient conditions-noise	B	0	R	$\sqrt{3}$	1	1	0	0	$\infty$
10	RF ambient conditions-reflection	B	0	R	$\sqrt{3}$	1	1	0	0	$\infty$
11	Probe positioned mech. Restrictions	B	0.8	R	$\sqrt{3}$	1	1	0.5	0.5	$\infty$
12	Probe positioning with respect to phantom shell	B	6.7	R	$\sqrt{3}$	1	1	3.9	3.9	$\infty$
13	Post-processing	B	1.0	R	$\sqrt{3}$	1	1	0.6	0.6	$\infty$
14	Fast SAR z-Approximation	B	14.0	R	$\sqrt{3}$	1	1	8.1	8.1	$\infty$
<b>Test sample related</b>										
15	Test sample positioning	A	3.3	N	1	1	1	3.3	3.3	71
16	Device holder uncertainty	A	3.4	N	1	1	1	3.4	3.4	5



17	Drift of output power	B	5.0	R	$\sqrt{3}$	1	1	2.9	2.9	$\infty$
<b>Phantom and set-up</b>										
18	Phantom uncertainty	B	4.0	R	$\sqrt{3}$	1	1	2.3	2.3	$\infty$
19	Liquid conductivity (target)	B	5.0	R	$\sqrt{3}$	0.64	0.43	1.8	1.2	$\infty$
20	Liquid conductivity (meas.)	A	2.06	N	1	0.64	0.43	1.32	0.89	43
21	Liquid permittivity (target)	B	5.0	R	$\sqrt{3}$	0.6	0.49	1.7	1.4	$\infty$
22	Liquid permittivity (meas.)	A	1.6	N	1	0.6	0.49	1.0	0.8	521
Combined standard uncertainty		$u_c = \sqrt{\sum_{i=1}^{22} c_i^2 u_i^2}$						13.5	13.4	257
Expanded uncertainty (confidence interval of 95 %)		$u_e = 2u_c$						27.0	26.8	

## 17 MAIN TEST INSTRUMENTS

**Table 17.1: List of Main Instruments**

No.	Name	Type	Serial Number	Calibration Date	Valid Period
01	Network analyzer	N5239A	MY554912414	June 5,2023	One year
02	Power sensor	NRP50S-	101488	June 14, 2023	One year
03	Power sensor	NRP50S-	101489	June 14, 2023	One year
04	Signal Generator	MG3700A-	6201052605	June 12, 2023	One year
05	Amplifier	60S1G4	0331848	No Calibration Requested	
06	BTS	CMW500	149646	November 21,2023	One year
07	DAE	SPEAG DAE4	1601	July 11, 2023	One year
08	E-field Probe	SPEAG EX3DV4	7307	June 21 2023	One year
09	Dipole Validation Kit	SPEAG CLA13	1009	May 19,2023	One year
10	Dipole Validation Kit	SPEAG D750V3	1196	May 24,2023	One year
11	Dipole Validation Kit	SPEAG D835V2	4d260	May 23,2023	One year
12	Dipole Validation Kit	SPEAG D1750V2	1003	July 12 2023	One year
13	Dipole Validation Kit	SPEAG D1900V2	5d234	May 22,2023	One year
14	Dipole Validation Kit	SPEAG D2450V2	853	July 11 2023	One year
15	Dipole Validation Kit	SPEAG D2600V2	1012	July 11 2023	One year
16	Dipole Validation Kit	SPEAG D3500V2	1016	June 21,2023	One year
17	Dipole Validation Kit	SPEAG D3700V2	1004	June 21,2023	One year
18	Dipole Validation Kit	SPEAG D3900V2	1024	June 21,2023	One year
19	Dipole Validation Kit	SPEAG D5GHzV2	1060	June 19,2023	One year

\*\*\*END OF REPORT BODY\*\*\*



## **Appendixes**

Refer to separated files for the following appendixes

**ANNEX A Graph Results**

***ANNEX B System Verification Results***

**ANNEX C SAR Measurement Setup**

**ANNEX D Position of the wireless device in relation to the phantom**

**ANNEX E Equivalent Media Recipes**

**ANNEX F System Validation**

**ANNEX G Probe Calibration Certificate**

**ANNEX H Dipole Calibration Certificate**

**ANNEX I G-Sensor Triggering Data Summary**

**ANNEX J Accreditation Certificate**