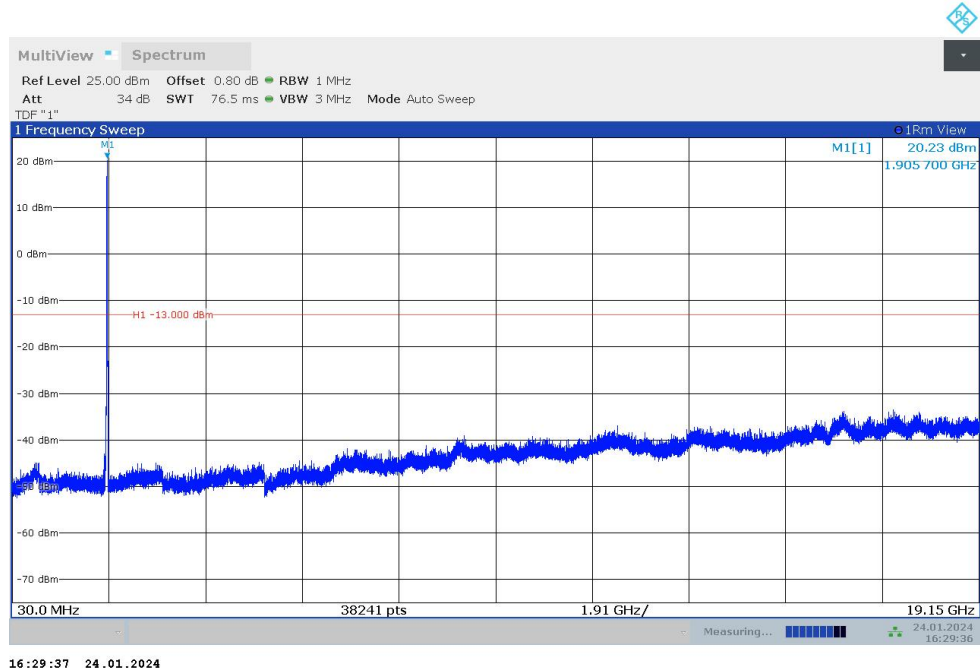


A. 7.3 Measurement result

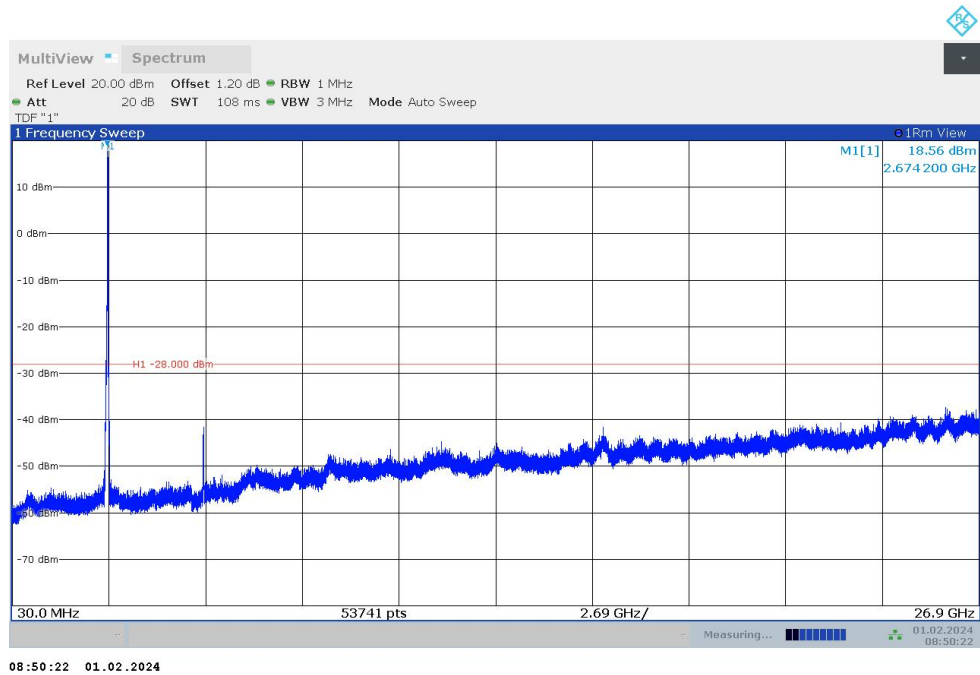
n25

NOTE: peak above the limit line is the carrier frequency.



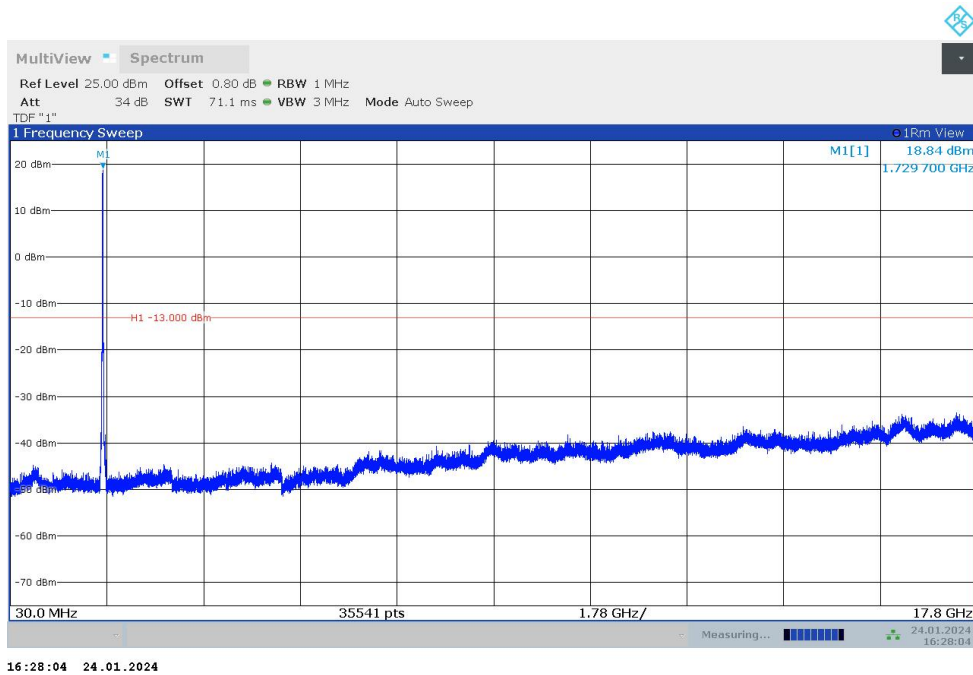
n41

NOTE: peak above the limit line is the carrier frequency.



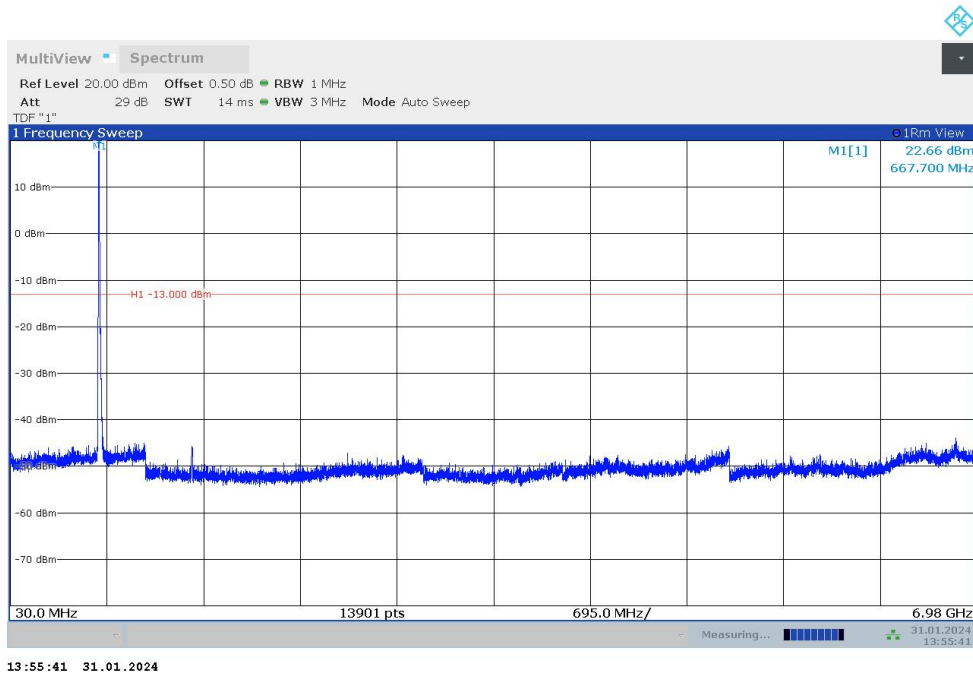
n66

NOTE: peak above the limit line is the carrier frequency.



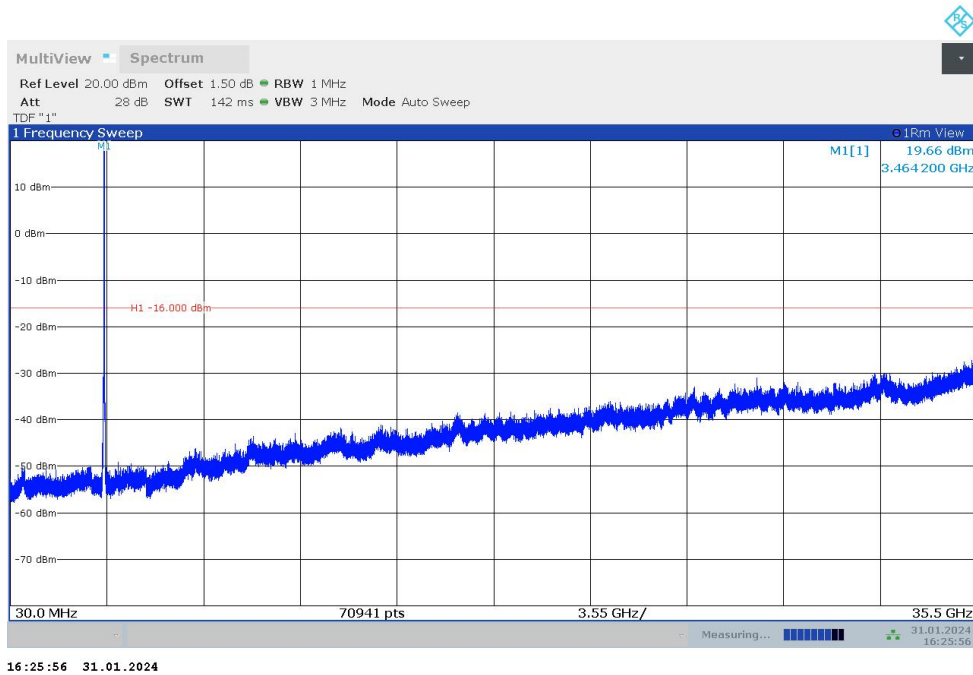
n71

NOTE: peak above the limit line is the carrier frequency.



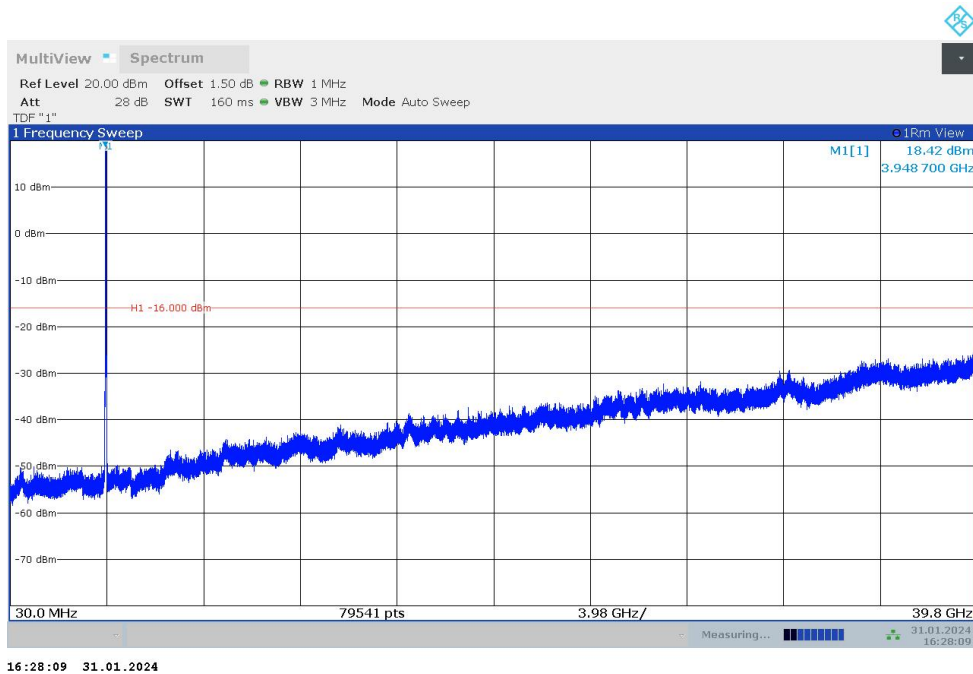
n77L

NOTE: peak above the limit line is the carrier frequency.



n77H

NOTE: peak above the limit line is the carrier frequency.



Note: The maximum value of expanded measurement uncertainty for this test item is $U = 0.372 \text{ dB}$, $k = 2$.

A.8 Peak-to-Average Power Ratio

The peak-to-average ratio (PAR) of the transmission may not exceed 13 dB

- Refer to instrument's analyzer instruction manual for details on how to use the power statistics/CCDF function;
- Set resolution/measurement bandwidth \geq signal's occupied bandwidth;
- Set the number of counts to a value that stabilizes the measured CCDF curve;
- Record the maximum PAPR level associated with a probability of 0.1%.

Measurement results

n25,45MHz

Frequency (MHz)	PAPR (dB)								
	DFT-s-pi/2 BPSK	DFT-s-QPSK	DFT-s-16QAM	DFT-s-64QAM	DFT-s-256QAM	CP-QPSK	CP-16QAM	CP-64QAM	CP-256QAM
1882.5	4.73	5.59	6.30	6.45	6.60	8.23	8.24	8.38	8.46

n41,100MHz

Frequency (MHz)	PAPR (dB)								
	DFT-s-pi/2 BPSK	DFT-s-QPSK	DFT-s-16QAM	DFT-s-64QAM	DFT-s-256QAM	CP-QPSK	CP-16QAM	CP-64QAM	CP-256QAM
2592.99	4.98	5.76	6.40	6.58	6.59	8.39	8.41	8.48	8.43

n66,45MHz

Frequency (MHz)	PAPR (dB)								
	DFT-s-pi/2 BPSK	DFT-s-QPSK	DFT-s-16QAM	DFT-s-64QAM	DFT-s-256QAM	CP-QPSK	CP-16QAM	CP-64QAM	CP-256QAM
1745	4.61	5.31	6.02	6.26	6.52	7.96	7.93	8.09	8.37

n71,20MHz

Frequency (MHz)	PAPR (dB)								
	DFT-s-pi/2 BPSK	DFT-s-QPSK	DFT-s-16QAM	DFT-s-64QAM	DFT-s-256QAM	CP-QPSK	CP-16QAM	CP-64QAM	CP-256QAM
680.5	4.08	5.05	5.90	6.25	6.75	7.59	7.52	7.76	8.68

n77L,90MHz

Frequency (MHz)	PAPR (dB)								
	DFT-s-pi/2 BPSK	DFT-s-QPSK	DFT-s-16QAM	DFT-s-64QAM	DFT-s-256QAM	CP-QPSK	CP-16QAM	CP-64QAM	CP-256QAM
3500.01	4.82	5.94	6.53	6.68	6.79	8.44	8.43	8.58	8.51

n77H,100MHz

Frequency (MHz)	PAPR (dB)								
	DFT-s-pi/2 BPSK	DFT-s-QPSK	DFT-s-16QAM	DFT-s-64QAM	DFT-s-256QAM	CP-QPSK	CP-16QAM	CP-64QAM	CP-256QAM
3840	3.71	4.79	6.43	6.66	6.58	8.31	8.36	8.39	8.35

Note: The maximum value of expanded measurement uncertainty for this test item is $U = 0.356$ dB, $k = 2$.

Annex B: Accreditation Certificate



Accredited Laboratory

A2LA has accredited

TELECOMMUNICATION TECHNOLOGY LABS, CAICT
Beijing, People's Republic of China

for technical competence in the field of
Electrical Testing

This laboratory is accredited in accordance with the recognized International Standard ISO/IEC 17025:2017 General requirements for the competence of testing and calibration laboratories. This accreditation demonstrates technical competence for a defined scope and the operation of a laboratory quality management system (refer to joint ISO-ILAC-IAF Communiqué dated April 2017).



Presented this 26th day of June 2023.



Mr. Trace McInturff, Vice President, Accreditation Services
For the Accreditation Council
Certificate Number 7049.01
Valid to July 31, 2024

For the tests to which this accreditation applies, please refer to the laboratory's Electrical Scope of Accreditation.

*****END OF REPORT*****