



TEST REPORT

No.23T04Z80937-08

for

TCL Communication Ltd.

GSM/UMTS/LTE/NR Mobile phone

Model Name: T702W

FCC ID: 2ACCJH181

with

Hardware Version: 03

Software Version: 5ES6

Issued Date: 2024-02-05

Note:

The test results in this test report relate only to the devices specified in this report. This report shall not be reproduced except in full without the written approval of CTTL.

Test Laboratory:

CTTL-Telecommunication Technology Labs, CAICT

No. 52, Huayuan North Road, Haidian District, Beijing, P. R. China 100191.

Tel:+86(0)10-62304633-2512, Fax:+86(0)10-62304633-2504

Email: ctl_terminals@caict.ac.cn, website: www.caict.ac.cn



REPORT HISTORY

Report Number	Revision	Description	Issue Date
23T04Z80937-08	Rev.0	1 st edition	2024-02-05

Note: the latest revision of the test report supersedes all previous version.

CONTENTS

1. TEST LABORATORY	4
1.1. INTRODUCTION & ACCREDITATION.....	4
1.2. TESTING LOCATION	4
1.3. TESTING ENVIRONMENT	4
1.4. PROJECT DATA	4
1.5. SIGNATURE	4
2. CLIENT INFORMATION.....	5
2.1. APPLICANT INFORMATION	5
2.2. MANUFACTURER INFORMATION.....	5
3. EQUIPMENT UNDER TEST (EUT) AND ANCILLARY EQUIPMENT (AE)	6
3.1. ABOUT EUT	6
3.2. INTERNAL IDENTIFICATION OF EUT USED DURING THE TEST	6
3.3. INTERNAL IDENTIFICATION OF AE USED DURING THE TEST	6
3.4. EUT SET-UPS.....	6
4. REFERENCE DOCUMENTS	7
4.1. DOCUMENTS SUPPLIED BY APPLICANT	7
4.2. REFERENCE DOCUMENTS FOR TESTING	7
5. SUMMARY OF TEST RESULT	8
6. TEST EQUIPMENT UTILIZED	12
ANNEX A: MEASUREMENT RESULTS.....	13
A.1 OUTPUT POWER	13
A.2 EMISSION LIMIT	47
A.3 FREQUENCY STABILITY	60
A.4 OCCUPIED BANDWIDTH.....	66
A.5 EMISSION BANDWIDTH.....	106
A.6 BAND EDGE COMPLIANCE	146
A.7 CONDUCTED SPURIOUS EMISSION	202
A.8 PEAK-TO-AVERAGE POWER RATIO.....	209
ANNEX B: ACCREDITATION CERTIFICATE.....	211

1. Test Laboratory

1.1. Introduction & Accreditation

Telecommunication Technology Labs, CAICT is an ISO/IEC 17025:2017 accredited test laboratory under American Association for Laboratory Accreditation (A2LA) with lab code 7049.01, and is also an FCC accredited test laboratory (CN1349), and ISED accredited test laboratory (CAB identifier:CN0066). The detail accreditation scope can be found on A2LA website.

1.2. Testing Location

Location 1: CTTL (huayuan North Road)

Address: No. 52, Huayuan North Road, Haidian District, Beijing,
P. R. China 100191

Location 2: CTTL (BDA)

Address: No.18A, Kangding Street, Beijing Economic-Technology
Development Area, Beijing, P. R. China 100176

1.3. Testing Environment

Normal Temperature: 15-35°C

Relative Humidity: 20-75%

1.4. Project Data

Testing Start Date: 2024-01-02

Testing End Date: 2024-02-02

1.5. Signature



Wang Xing
(Prepared this test report)



Zhou Yu
(Reviewed this test report)



Zhao Hui Lin
(Approved this test report)



2. Client Information

2.1. Applicant Information

Company Name: TCL Communication Ltd.
Address /Post: 5/F, Building 22E, 22 Science Park East Avenue, Hong Kong Science
Park, Shatin, NT, Hong Kong
Contact: Annie Jiang
Email: nianxiang.jiang@tcl.com
Telephone: +86 755 3661 1621
Fax: +86 755 3661 2000-81722

2.2. Manufacturer Information

Company Name: TCL Communication Ltd.
Address /Post: 5/F, Building 22E, 22 Science Park East Avenue, Hong Kong Science
Park, Shatin, NT, Hong Kong
Contact: Annie Jiang
Email: nianxiang.jiang@tcl.com
Telephone: +86 755 3661 1621
Fax: +86 755 3661 2000-81722

3. Equipment Under Test (EUT) and Ancillary Equipment (AE)

3.1. About EUT

Description	GSM/UMTS/LTE/NR Mobile phone
Model Name	T702W
FCC ID	2ACCJH181
Antenna	Embedded
Output power	25.16 dBm maximum EIRP measured for LTE B41
Extreme Voltage	3.6VDC to 4.4VDC (nominal: 3.85VDC)
Extreme Temperature	-10°C to +55°C

Note: Components list, please refer to documents of the manufacturer; it is also included in the original test record of CTTL.

3.2. Internal Identification of EUT used during the test

EUT ID*	IMEI	HW Version	SW Version	Date of receipt
UT10a	016519000204355/	03	5ES6	2023-12-21
	016519000204363			
UT56a	016519000205238/	05	5ES6	2024-01-03
	016519000205246			

UT56a was used for emission limit test and UT10a was used for other testing cases.

*EUT ID: is used to identify the test sample in the lab internally.

3.3. Internal Identification of AE used during the test

AE ID* Description

AE1	Battery
AE2	Battery

AE1

Model	TLp049D7(CAC4900007C7)
Manufacturer	VEKEN
Capacitance	5010mAh

AE2

Model	TLp049DA(CAC4900016CA)
Manufacturer	TMB
Capacitance	5010mAh

*AE ID: is used to identify the test sample in the lab internally.

3.4. EUT set-ups

EUT set-up No.	Combination of EUT and AE	Remarks
Set.1	UT56a+AE1/AE2	RSE

4. Reference Documents

4.1. Documents supplied by applicant

EUT parameters are supplied by the customer, which are the bases of testing. CAICT is not responsible for the accuracy of customer supplied technical information that may affect the test results (for example, antenna gain and loss of customer supplied cable).

4.2. Reference Documents for testing

The following documents listed in this section are referred for testing.

Reference	Title	Version
FCC Part 24	PERSONAL COMMUNICATIONS SERVICES	10-1-22 Edition
FCC Part 22	PUBLIC MOBILE SERVICES	10-1-22 Edition
FCC Part 27	MISCELLANEOUS WIRELESS COMMUNICATIONS SERVICES	10-1-22 Edition
FCC Part 90	PRIVATE LAND MOBILE RADIO SERVICES	10-1-22 Edition
ANSI/TIA-603-E	Land Mobile FM or PM Communications Equipment Measurement and Performance Standards	2016
ANSI C63.26	American National Standard for Compliance Testing of Transmitters Used in Licensed Radio Services	2015
KDB 971168 D01	MEASUREMENT GUIDANCE FOR CERTIFICATION OF LICENSED DIGITAL TRANSMITTERS	v03r01

5. Summary of Test Result

LTE Band 7

Items	Test Name	Clause in FCC rules	Verdict
1	Output Power	27.50	P
2	Emission Limit	2.1051/27.53	P
3	Frequency Stability	2.1055	P
4	Occupied Bandwidth	2.1049	P
5	Emission Bandwidth	27.53	P
6	Band Edge Compliance	27.53	P
7	Conducted Spurious Emission	27.53	P
8	Peak-to-Average Power Ratio	27.50	P

LTE Band 12

Items	Test Name	Clause in FCC rules	Verdict
1	Output Power	27.50	P
2	Emission Limit	2.1051/27.53	P
3	Frequency Stability	2.1055	P
4	Occupied Bandwidth	2.1049	P
5	Emission Bandwidth	27.53	P
6	Band Edge Compliance	27.53	P
7	Conducted Spurious Emission	27.53	P
8	Peak-to-Average Power Ratio	27.50	P

LTE Band 13

Items	Test Name	Clause in FCC rules	Verdict
1	Output Power	27.50	P
2	Emission Limit	2.1051/27.53	P
3	Frequency Stability	2.1055	P
4	Occupied Bandwidth	2.1049	P
5	Emission Bandwidth	27.53	P
6	Band Edge Compliance	27.53	P
7	Conducted Spurious Emission	27.53	P
8	Peak-to-Average Power Ratio	27.50	P

LTE Band 25 (2)

Items	Test Name	Clause in FCC rules	Verdict
1	Output Power	24.232	P
2	Emission Limit	2.1051/24.238	P
3	Frequency Stability	2.1055	P
4	Occupied Bandwidth	2.1049	P
5	Emission Bandwidth	24.238	P
6	Band Edge Compliance	24.238	P
7	Conducted Spurious Emission	24.238	P
8	Peak-to-Average Power Ratio	24.232	P

LTE Band 26(814MHz~824MHz)

Items	Test Name	Clause in FCC rules	Verdict
1	Output Power	90.635	P
2	Emission Limit	2.1051/90.691	P
3	Frequency Stability	2.1055	P
4	Occupied Bandwidth	2.1049	P
5	Emission Bandwidth	2.1049	P
6	Band Edge Compliance	90.691	P
7	Conducted Spurious Emission	90.691	P

LTE Band 26(824MHz~849MHz) (5)

Items	Test Name	Clause in FCC rules	Verdict
1	Output Power	22.913	P
2	Emission Limit	2.1051/22.917	P
3	Frequency Stability	2.1055	P
4	Occupied Bandwidth	2.1049	P
5	Emission Bandwidth	22.917	P
6	Band Edge Compliance	22.917	P
7	Conducted Spurious Emission	22.917	P

LTE Band 41 (38)

Items	Test Name	Clause in FCC rules	Verdict
1	Output Power	27.50	P
2	Emission Limit	2.1051/27.53	P
3	Frequency Stability	2.1055	P
4	Occupied Bandwidth	2.1049	P
5	Emission Bandwidth	27.53	P
6	Band Edge Compliance	27.53	P
7	Conducted Spurious Emission	27.53	P
8	Peak-to-Average Power Ratio	27.50	P

LTE Band 66 (4)

Items	Test Name	Clause in FCC rules	Verdict
1	Output Power	27.50	P
2	Emission Limit	2.1051/27.53	P
3	Frequency Stability	2.1055	P
4	Occupied Bandwidth	2.1049	P
5	Emission Bandwidth	27.53	P
6	Band Edge Compliance	27.53	P
7	Conducted Spurious Emission	27.53	P
8	Peak-to-Average Power Ratio	27.50	P

LTE Band 71

Items	Test Name	Clause in FCC rules	Verdict
1	Output Power	27.50	P
2	Emission Limit	2.1051/27.53	P
3	Frequency Stability	2.1055	P
4	Occupied Bandwidth	2.1049	P
5	Emission Bandwidth	27.53	P
6	Band Edge Compliance	27.53	P
7	Conducted Spurious Emission	27.53	P
8	Peak-to-Average Power Ratio	27.50	P

Terms used in Verdict column

P	Pass. The EUT complies with the essential requirements in the standard.
NP	Not Performed. The test was not performed by CTTL.
NA	Not Applicable. The test was not applicable.
BR	Re-use test data from basic model report.
F	Fail. The EUT does not comply with the essential requirements in the standard.

All the test results are based on normal power.

Measurement uncertainty is not taken into account when stating conformity with a specified requirement.

LTE Band 25, Band 66, Band 26 and Band 41 overlaps the entire frequency range of LTE Band 2, Band 4, Band 5 and Band 38. Therefore, test data provided in this report covers Band 2, Band 4, Band 5, Band 38 as well as Band 25, Band 66, Band 26, Band 41.

LTE Band 41 is tested by power class 2.

Explanation of worst-case configuration

The worst-case scenario for all measurements is based on the conducted output power measurement investigation results. Output power was measured on QPSK, 16QAM, 64QAM and 256QAM modulations. It was found that QPSK was the worst case. All testing was performed using QPSK modulations to represent the worst case unless otherwise stated. The test results shown in the following sections represent the worst case emission.

6. Test Equipment Utilized

Description	Type	Series Number	Manufacture	Cal Due Date	Calibration Interval
Wideband Radio Communication Tester	CMW500	159082	R&S	2024-12-28	1 year
Spectrum Analyzer	FSU	200030	R&S	2024-05-25	1 year
Climate chamber	SH-241	92004642	ESPEC	2024-10-15	1 year
Test Receiver	FSV30	101525	R&S	2024-02-11	1 year
EMI Antenna	VULB 9163	9163-235	Schwarzbeck	2024-06-10	1 year
EMI Antenna	LB-7180-NF	J203001300005	A-INFO	2024-05-25	1 year
EMI Antenna	LB-180400-25-C-KF	J211060826	A-INFO	2024-03-02	1 year
EMI Antenna	3115	00167252	ETS-Lindgren	2024-02-28	1 year
Universal Radio Communication Tester	CMW500	143008	R&S	2024-02-03	1 year

Annex A: Measurement Results

A.1 Output Power

A.1.1 Summary

During the process of testing, the EUT was controlled via communication tester to ensure max power transmission and proper modulation.

In all cases, output power is within the specified limits.

A.1.2 Conducted

A.1.2.1 Method of Measurements

The EUT was set up for the max output power with pseudo random data modulation.

These measurements were done at 3 frequencies (bottom, middle and top of operational frequency range) for each bandwidth.

The results below include a correction factor for cable loss that is provided by the customer.

A.1.2.2 Measurement Result

LTE band 7

Bandwidth	RB size/offset	Frequency (MHz)	Power (dBm)			
			QPSK	16QAM	64QAM	256QAM
5MHz	1 RB high	2567.5	22.41	21.50	20.59	17.47
		2535.0	22.69	21.76	20.88	17.75
		2502.5	22.39	21.33	20.43	17.22
	1 RB low	2567.5	22.35	21.44	20.67	17.44
		2535.0	22.66	21.73	20.96	17.75
		2502.5	22.43	21.31	20.39	17.18
	50% RB mid	2567.5	21.39	20.45	19.58	17.50
		2535.0	21.63	20.70	19.83	17.75
		2502.5	21.42	20.48	19.55	17.57
	100% RB	2567.5	21.41	20.37	19.49	17.46
		2535.0	21.66	20.62	19.75	17.71
		2502.5	21.49	20.41	19.56	17.55
10MHz	1 RB high	2565.0	22.44	21.46	20.28	17.55
		2535.0	22.68	21.78	20.66	17.86
		2505.0	22.57	21.62	20.55	17.75
	1 RB low	2565.0	22.37	21.44	20.28	17.50
		2535.0	22.62	21.65	20.51	17.78
		2505.0	22.42	21.46	20.42	17.53
	50% RB mid	2565.0	21.44	20.46	19.52	17.45
		2535.0	21.72	20.75	19.79	17.76
		2505.0	21.58	20.59	19.65	17.56
	100% RB	2565.0	21.43	20.46	19.45	17.41
		2535.0	21.67	20.69	19.69	17.68

		2505.0	21.54	20.58	19.55	17.54
15MHz	1 RB high	2562.5	22.41	21.82	20.90	17.73
		2535.0	22.63	22.04	21.08	17.96
		2507.5	22.67	22.08	21.08	18.00
	1 RB low	2562.5	22.45	21.88	20.81	17.78
		2535.0	22.65	22.06	21.04	18.01
		2507.5	22.47	21.88	21.04	17.77
	50% RB mid	2562.5	21.48	20.44	19.46	17.45
		2535.0	21.77	20.72	19.72	17.74
		2507.5	21.73	20.61	19.70	17.64
	100% RB	2562.5	21.49	20.51	19.52	17.51
		2535.0	21.73	20.76	19.76	17.74
		2507.5	21.65	20.65	19.63	17.65
20MHz	1 RB high	2560.0	22.48	21.98	20.33	17.40
		2535.0	22.67	22.38	20.61	17.67
		2510.0	22.72	22.39	20.59	17.70
	1 RB low	2560.0	22.52	22.15	20.63	17.49
		2535.0	22.66	22.39	20.89	17.71
		2510.0	22.43	22.08	20.91	17.40
	50% RB mid	2560.0	21.53	20.50	19.55	17.53
		2535.0	21.80	20.78	19.81	17.80
		2510.0	21.78	20.70	19.78	17.72
	100% RB	2560.0	21.54	20.54	19.56	17.53
		2535.0	21.77	20.81	19.81	17.79
		2510.0	21.73	20.76	19.73	17.74

LTE band 12

Bandwidth	RB size/offset	Frequency (MHz)	Power (dBm)			
			QPSK	16QAM	64QAM	256QAM
1.4MHz	1 RB high	715.3	24.28	23.66	22.45	19.16
		707.5	24.27	23.94	22.72	19.39
		699.7	24.25	23.92	22.70	19.37
	1 RB low	715.3	24.27	23.85	22.63	19.31
		707.5	24.27	23.94	22.72	19.39
		699.7	24.21	23.89	22.67	19.34
	50% RB mid	715.3	23.52	22.92	21.75	18.56
		707.5	23.57	22.97	21.80	18.60
		699.7	23.60	23.00	21.83	18.62
	100% RB	715.3	23.51	22.91	21.74	18.55
		707.5	23.90	23.29	22.10	18.86
		699.7	23.70	23.10	21.92	18.70
3MHz	1 RB high	714.5	23.36	22.54	21.62	19.40
		707.5	23.25	22.81	21.87	19.64
		700.5	23.22	22.79	21.86	19.62
	1 RB low	714.5	23.24	22.71	21.78	19.55
		707.5	23.20	22.81	21.87	19.64
		700.5	23.28	22.75	21.82	19.59
	50% RB mid	714.5	22.63	21.83	20.94	18.80
		707.5	22.67	21.87	20.98	18.83
		700.5	22.70	21.90	21.00	18.86
	100% RB	714.5	22.62	21.82	20.93	18.79
		707.5	22.99	22.18	21.27	19.10
		700.5	22.80	22.00	21.10	18.94
5MHz	1 RB high	713.5	23.39	22.34	21.28	19.43
		707.5	23.25	22.60	21.54	19.67
		701.5	23.63	22.58	21.52	19.65
	1 RB low	713.5	23.56	22.51	21.45	19.59
		707.5	23.65	22.60	21.54	19.67
		701.5	23.59	22.54	21.48	19.61
	50% RB mid	713.5	22.72	21.67	20.61	18.82
		707.5	22.76	21.71	20.65	18.86
		701.5	22.79	21.74	20.68	18.89
	100% RB	713.5	22.71	21.66	20.60	18.81
		707.5	23.05	22.00	20.94	19.12
		701.5	22.88	21.83	20.77	18.97
10MHz	1 RB high	711.0	23.90	22.88	22.16	19.70
		707.5	24.19	23.15	22.43	19.93
		704.0	24.16	23.12	22.40	19.91
	1 RB low	711.0	24.09	23.05	22.34	19.85



		707.5	24.18	23.14	22.42	19.93
		704.0	24.12	23.08	22.36	19.88
	50% RB mid	711.0	23.15	22.19	21.46	19.08
		707.5	23.19	22.23	21.50	19.11
		704.0	23.22	22.26	21.53	19.14
	100% RB	711.0	23.14	22.18	21.46	19.07
		707.5	23.51	22.52	21.80	19.37
		704.0	23.32	22.35	21.62	19.22

LTE band 13

Bandwidth	RB size/offset	Frequency (MHz)	Power (dBm)			
			QPSK	16QAM	64QAM	256QAM
5MHz	1 RB high	784.5	23.55	22.55	21.60	19.55
		782.0	23.46	22.47	21.52	19.48
		779.5	23.56	22.36	21.41	19.40
	1 RB low	784.5	22.54	21.59	20.67	18.72
		782.0	23.50	22.50	21.55	19.51
		779.5	23.41	22.42	21.48	19.44
	50% RB mid	784.5	22.41	21.47	20.56	18.61
		782.0	22.49	21.54	20.63	18.68
		779.5	23.01	22.03	21.11	19.10
	100% RB	784.5	22.00	21.08	20.19	18.27
		782.0	21.95	21.02	20.13	18.22
		779.5	22.02	21.10	20.20	18.29
10MHz	1 RB high	782.0	24.04	23.02	22.05	19.96
	1 RB low	782.0	23.84	22.83	21.86	19.80
	50% RB mid	782.0	22.99	22.02	21.09	19.09
	100% RB	782.0	23.01	22.04	21.10	19.11

LTE band 25

Bandwidth	RB size/offset	Frequency (MHz)	Power (dBm)			
			QPSK	16QAM	64QAM	256QAM
1.4MHz	1 RB high	1914.3	23.68	22.74	21.57	18.59
		1882.5	23.74	22.86	22.21	18.79
		1850.7	23.69	22.73	22.14	18.83
	1 RB low	1914.3	23.66	22.75	21.59	18.55
		1882.5	23.76	22.82	22.23	18.78
		1850.7	23.72	22.80	22.16	18.85
	50% RB mid	1914.3	23.84	22.95	21.68	18.76
		1882.5	23.87	23.02	21.74	18.79
		1850.7	23.90	23.04	21.75	18.78
	100% RB	1914.3	22.77	21.96	20.87	18.75
		1882.5	22.81	22.04	20.89	18.81
		1850.7	22.81	22.01	20.93	18.82
3MHz	1 RB high	1913.5	23.72	22.83	21.63	18.80
		1882.5	23.79	22.87	21.71	18.82
		1851.5	23.80	22.89	21.75	18.85
	1 RB low	1913.5	23.73	22.84	21.66	18.79
		1882.5	23.83	22.90	21.80	18.85
		1851.5	23.80	22.90	21.80	18.86
	50% RB mid	1913.5	22.78	21.87	20.73	18.79
		1882.5	22.82	21.93	20.80	18.85
		1851.5	22.88	21.93	20.82	18.82
	100% RB	1913.5	22.85	21.82	20.85	18.80
		1882.5	22.88	21.87	20.96	18.84
		1851.5	22.89	21.87	20.91	18.84
5MHz	1 RB high	1912.5	23.89	22.95	22.00	18.91
		1882.5	23.91	22.96	22.13	18.93
		1852.5	23.96	23.02	22.15	18.65
	1 RB low	1912.5	23.89	22.90	22.12	18.92
		1882.5	23.91	22.98	22.13	18.94
		1852.5	23.98	23.04	22.11	18.63
	50% RB mid	1912.5	22.83	21.90	20.88	18.91
		1882.5	22.87	21.96	20.95	18.95
		1852.5	22.89	21.97	20.95	18.98
	100% RB	1912.5	22.92	21.84	20.90	18.89
		1882.5	22.92	21.89	20.96	18.92
		1852.5	22.94	21.92	20.95	18.94
10MHz	1 RB high	1910.0	23.80	22.87	21.73	18.92
		1882.5	23.90	22.91	21.78	18.99
		1855.0	23.83	22.90	21.73	18.95
	1 RB low	1910.0	23.93	22.96	21.82	19.03

		1882.5	23.91	22.92	21.80	18.98	
		1855.0	23.89	22.89	21.79	18.94	
	50% RB mid	1910.0	22.85	22.00	20.93	18.96	
		1882.5	22.93	22.00	20.98	18.95	
		1855.0	22.90	21.98	20.97	18.93	
	100% RB	1910.0	22.94	21.95	20.92	18.87	
		1882.5	22.93	21.93	20.92	18.90	
1855.0		22.92	21.94	20.90	18.87		
15MHz	1 RB high	1907.5	23.83	23.24	22.30	19.19	
		1882.5	23.96	23.34	22.40	19.28	
		1857.5	23.90	23.31	22.33	19.25	
	1 RB low	1907.5	24.02	23.41	22.46	19.34	
		1882.5	23.90	23.33	22.37	19.27	
		1857.5	23.94	23.35	22.39	19.29	
	50% RB mid	1907.5	22.92	21.94	20.92	18.93	
		1882.5	22.94	21.91	20.94	18.92	
		1857.5	22.89	21.90	20.89	18.90	
	100% RB	1907.5	22.96	21.98	21.02	18.97	
		1882.5	22.95	21.96	20.99	18.95	
		1857.5	22.91	21.93	20.98	18.96	
	20MHz	1 RB high	1905.0	23.87	23.50	21.82	18.90
			1882.5	24.01	23.66	21.95	19.01
			1860.0	23.94	23.63	21.87	18.94
1 RB low		1905.0	24.03	23.70	21.98	19.04	
		1882.5	23.91	23.58	21.85	18.93	
		1860.0	23.97	23.65	21.89	18.96	
50% RB mid		1905.0	22.94	22.03	20.94	19.06	
		1882.5	22.97	21.96	20.99	19.00	
		1860.0	22.93	21.93	20.96	18.96	
100% RB		1905.0	22.97	22.01	21.03	19.00	
		1882.5	22.95	21.99	21.00	19.00	
		1860.0	22.96	21.99	20.98	18.98	

LTE band 26(814MHz~824MHz)

Bandwidth	RB size/offset	Frequency (MHz)	Power (dBm)			
			QPSK	16QAM	64QAM	256QAM
1.4MHz	1 RB high	823.3	23.96	23.08	22.23	18.94
		819.0	23.99	23.04	22.23	18.94
		814.7	23.90	23.12	22.51	19.26
	1 RB low	823.3	23.97	23.08	22.24	18.92
		819.0	23.99	23.02	22.21	18.92
		814.7	23.89	23.13	22.40	19.23
	50% RB mid	823.3	24.12	23.19	22.05	19.15
		819.0	24.12	23.21	22.30	19.11
		814.7	24.14	23.22	22.00	19.08
	100% RB	823.3	23.05	22.44	21.14	19.22
		819.0	23.07	22.37	21.23	19.09
		814.7	23.07	22.32	21.14	19.09
3MHz	1 RB high	822.5	23.98	23.10	22.13	19.23
		819.0	23.96	23.09	22.05	19.11
		815.5	24.00	23.05	21.99	19.18
	1 RB low	822.5	24.00	23.13	21.89	19.16
		819.0	23.99	23.11	21.89	19.09
		815.5	23.99	23.07	21.93	19.14
	50% RB mid	822.5	23.05	22.22	21.25	19.18
		819.0	23.05	22.17	21.18	19.17
		815.5	23.02	22.19	21.01	19.11
	100% RB	822.5	23.09	22.17	21.10	19.12
		819.0	23.07	22.07	21.14	19.14
		815.5	23.08	22.10	21.16	19.14
5MHz	1 RB high	821.5	24.16	23.15	22.50	19.40
		819.0	24.20	23.18	22.43	19.34
		816.5	24.13	23.15	22.45	19.35
	1 RB low	821.5	24.10	23.19	22.53	19.36
		819.0	24.18	23.20	22.44	19.37
		816.5	24.20	23.22	22.42	19.30
	50% RB mid	821.5	23.16	22.29	21.36	19.27
		819.0	23.10	22.25	21.35	19.26
		816.5	23.13	22.27	21.24	19.25
	100% RB	821.5	23.16	22.19	21.23	19.21
		819.0	23.18	22.20	21.26	19.26
		816.5	23.24	22.21	21.27	19.29
10MHz	1 RB high	819.0	24.04	23.18	22.08	19.34
	1 RB low	819.0	24.08	23.10	22.18	19.28
	50% RB mid	819.0	24.11	23.12	22.06	19.29
	100% RB	819.0	24.03	23.23	22.03	19.24

LTE band 26(824MHz~849MHz)

Bandwidth	RB size/offset	Frequency (MHz)	Power (dBm)			
			QPSK	16QAM	64QAM	256QAM
1.4MHz	1 RB high	848.3	23.80	22.97	22.39	19.22
		836.5	23.89	22.94	21.96	19.09
		824.7	23.81	22.92	22.53	19.24
	1 RB low	848.3	23.85	23.03	22.33	19.18
		836.5	23.87	22.96	21.87	19.11
		824.7	23.82	22.97	22.41	19.23
	50% RB mid	848.3	23.93	22.99	22.07	19.14
		836.5	24.02	23.10	22.25	18.97
		824.7	24.08	23.14	22.10	19.18
	100% RB	848.3	23.00	22.32	21.10	19.20
		836.5	22.97	22.27	21.07	19.04
		824.7	23.00	22.35	21.16	19.23
3MHz	1 RB high	847.5	23.79	23.02	21.95	19.14
		836.5	23.95	22.98	21.90	19.09
		825.5	24.01	23.04	22.15	19.20
	1 RB low	847.5	23.86	23.03	21.69	19.14
		836.5	23.95	23.00	21.83	19.14
		825.5	24.00	23.06	21.92	19.21
	50% RB mid	847.5	22.94	22.18	21.18	19.14
		836.5	22.93	22.13	21.11	19.08
		825.5	22.97	22.21	21.09	19.17
	100% RB	847.5	22.97	22.14	21.18	19.16
		836.5	23.00	22.03	21.12	19.05
		825.5	22.99	22.16	21.22	19.16
5MHz	1 RB high	846.5	23.97	23.09	22.52	19.32
		836.5	24.12	23.11	22.33	19.23
		826.5	24.16	23.20	22.62	19.49
	1 RB low	846.5	24.14	23.15	22.51	19.32
		836.5	24.16	23.15	22.35	19.45
		826.5	24.15	23.19	22.65	19.36
	50% RB mid	846.5	23.06	22.25	21.34	19.24
		836.5	23.08	22.22	21.26	19.22
		826.5	23.06	22.31	21.34	19.34
	100% RB	846.5	23.13	22.20	21.31	19.26
		836.5	23.09	22.12	21.20	19.19
		826.5	23.13	22.23	21.33	19.29
10MHz	1 RB high	844.0	23.97	23.02	21.88	19.23
		836.5	24.04	23.15	22.00	19.21
		829.0	24.04	23.13	22.16	19.30
	1 RB low	844.0	24.10	23.11	22.03	19.17

		836.5	24.02	23.11	21.88	19.30	
		829.0	23.99	23.13	21.98	19.25	
	50% RB mid	844.0	23.04	22.23	21.19	19.20	
		836.5	23.11	22.24	21.16	19.19	
	100% RB	829.0	23.09	22.35	21.32	19.29	
		844.0	23.09	22.17	21.13	19.09	
		836.5	23.11	22.17	21.14	19.11	
15MHz	1 RB high	829.0	23.10	22.27	21.24	19.20	
		841.5	23.93	23.35	22.68	19.49	
		836.5	24.06	23.40	22.51	19.42	
	1 RB low	831.5	24.03	23.46	22.51	19.38	
		841.5	24.05	23.47	22.47	19.53	
		836.5	24.08	23.44	22.50	19.59	
	50% RB mid	831.5	24.04	23.48	22.37	19.53	
		841.5	23.10	22.16	21.12	19.17	
		836.5	23.12	22.16	21.11	19.19	
	100% RB	831.5	23.12	22.24	21.19	19.26	
		841.5	23.14	22.16	21.15	19.13	
		836.5	23.11	22.16	21.20	19.18	
			831.5	23.07	22.23	21.22	19.27

LTE band 41

Bandwidth	RB size/offset	Frequency (MHz)	Power (dBm)			
			QPSK	16QAM	64QAM	256QAM
5MHz	1 RB high	2687.5	26.23	25.44	24.69	21.62
		2593.0	26.12	25.33	24.61	21.26
		2498.5	26.20	25.12	24.05	21.25
	1 RB low	2687.5	26.15	25.35	24.58	21.58
		2593.0	26.07	25.32	24.50	21.26
		2498.5	26.17	25.08	24.39	21.24
	50% RB mid	2687.5	25.13	24.19	23.41	21.34
		2593.0	25.03	24.17	23.06	21.02
		2498.5	25.08	24.21	22.92	20.94
	100% RB	2687.5	25.14	24.16	23.36	21.36
		2593.0	25.06	24.07	23.01	21.02
		2498.5	25.14	24.14	22.94	20.95
10MHz	1 RB high	2685.0	26.19	25.30	24.03	21.53
		2593.0	26.08	25.22	24.06	21.18
		2501.0	26.12	25.29	24.07	21.15
	1 RB low	2685.0	26.13	25.24	24.24	21.60
		2593.0	26.05	25.22	24.14	21.20
		2501.0	26.08	25.23	24.17	21.09
	50% RB mid	2685.0	25.16	24.12	23.34	21.34
		2593.0	25.08	24.02	22.99	20.99
		2501.0	25.14	24.08	22.95	20.96
	100% RB	2685.0	25.16	24.11	23.40	21.39
		2593.0	25.03	24.09	22.97	21.00
		2501.0	25.13	24.16	22.98	20.97
15MHz	1 RB high	2682.5	26.26	25.43	24.47	21.58
		2593.0	26.11	25.31	24.39	21.23
		2503.5	26.17	25.34	24.43	21.24
	1 RB low	2682.5	26.21	25.39	24.42	21.67
		2593.0	26.07	25.25	24.33	21.24
		2503.5	26.13	25.30	24.38	21.18
	50% RB mid	2682.5	25.15	24.11	23.23	21.26
		2593.0	25.05	24.06	22.85	20.87
		2503.5	25.14	24.12	22.97	20.93
	100% RB	2682.5	25.14	24.19	23.30	21.32
		2593.0	25.01	24.04	22.80	20.81
		2503.5	25.11	24.11	22.99	20.98
20MHz	1 RB high	2680.0	26.24	25.60	24.39	21.68
		2593.0	26.14	25.49	24.29	21.34
		2506.0	26.15	25.51	24.34	21.13
	1 RB low	2680.0	26.19	25.57	24.26	21.71



		2593.0	26.02	25.34	24.17	21.33
		2506.0	26.10	25.42	24.63	21.01
	50% RB mid	2680.0	25.18	24.19	23.39	21.40
		2593.0	25.11	24.13	22.96	21.00
		2506.0	25.18	24.17	23.00	20.94
	100% RB	2680.0	25.16	24.20	23.44	21.40
		2593.0	25.05	24.08	23.02	20.98
		2506.0	25.13	24.16	22.96	20.95

LTE band 66

Bandwidth	RB size/offset	Frequency (MHz)	Power (dBm)			
			QPSK	16QAM	64QAM	256QAM
1.4MHz	1 RB high	1779.3	23.82	22.87	21.76	18.85
		1745.0	23.82	22.98	21.76	18.83
		1710.7	23.83	22.95	22.27	18.99
	1 RB low	1779.3	23.80	22.85	21.58	18.82
		1745.0	23.81	22.98	21.61	18.82
		1710.7	23.84	22.92	22.21	19.01
	50% RB mid	1779.3	23.94	23.03	21.95	18.82
		1745.0	23.87	22.97	21.71	18.81
		1710.7	24.02	23.13	21.83	18.91
	100% RB	1779.3	22.84	22.10	20.89	18.84
		1745.0	22.83	22.02	20.81	18.85
		1710.7	22.93	22.20	20.90	18.93
3MHz	1 RB high	1778.5	23.82	22.94	21.67	18.86
		1745.0	23.77	22.87	21.67	18.81
		1711.5	23.94	23.04	21.82	18.98
	1 RB low	1778.5	23.82	22.89	21.66	18.84
		1745.0	23.83	22.94	21.54	18.86
		1711.5	23.93	23.05	21.68	18.94
	50% RB mid	1778.5	22.84	21.94	20.90	18.85
		1745.0	22.80	21.88	20.85	18.84
		1711.5	22.96	22.03	20.90	18.92
	100% RB	1778.5	22.88	21.89	20.91	18.88
		1745.0	22.81	21.81	20.83	18.82
		1711.5	22.98	21.96	21.02	18.95
5MHz	1 RB high	1777.5	23.96	22.92	22.05	18.97
		1745.0	23.94	22.95	22.02	18.93
		1712.5	24.07	23.07	22.28	19.13
	1 RB low	1777.5	23.94	22.96	22.18	18.93
		1745.0	23.94	23.02	22.09	18.98
		1712.5	24.04	23.06	22.31	19.12
	50% RB mid	1777.5	22.92	21.97	21.06	18.97
		1745.0	22.88	21.96	21.00	18.94
		1712.5	23.01	22.09	21.05	19.08
	100% RB	1777.5	22.95	21.91	20.97	18.96
		1745.0	22.88	21.84	20.91	18.90
		1712.5	23.08	22.02	21.08	19.06
10MHz	1 RB high	1775.0	23.90	22.95	21.81	19.03
		1745.0	23.87	22.87	21.75	18.94
		1715.0	23.92	23.05	21.84	19.04
	1 RB low	1775.0	23.92	23.03	21.65	18.99

		1745.0	23.89	22.90	21.60	18.96	
		1715.0	23.97	23.04	21.68	19.07	
	50% RB mid	1775.0	22.93	21.96	20.99	18.92	
		1745.0	22.88	21.99	20.93	18.94	
		1715.0	23.00	22.08	21.07	19.03	
	100% RB	1775.0	22.96	21.97	20.95	18.90	
		1745.0	22.87	21.90	20.88	18.85	
1715.0		23.03	22.06	21.03	19.02		
15MHz	1 RB high	1772.5	23.94	23.26	22.39	19.26	
		1745.0	23.90	23.26	22.30	19.23	
		1717.5	23.91	23.32	22.36	19.28	
	1 RB low	1772.5	23.96	23.20	22.28	19.23	
		1745.0	23.91	23.27	22.29	19.27	
		1717.5	24.02	23.42	22.36	19.37	
	50% RB mid	1772.5	22.91	21.92	20.89	18.90	
		1745.0	22.90	21.89	20.86	18.87	
		1717.5	22.99	21.96	20.98	18.96	
	100% RB	1772.5	22.94	21.97	20.96	18.96	
		1745.0	22.89	21.90	20.91	18.91	
		1717.5	23.00	22.04	21.01	19.02	
	20MHz	1 RB high	1770.0	23.93	23.63	21.89	18.96
			1745.0	23.93	23.61	21.84	18.93
			1720.0	23.91	23.48	21.91	18.95
1 RB low		1770.0	23.85	23.67	22.12	18.88	
		1745.0	23.87	23.54	22.24	18.94	
		1720.0	24.00	23.73	22.13	18.98	
50% RB mid		1770.0	22.96	21.99	20.94	18.98	
		1745.0	22.95	21.92	20.95	18.94	
		1720.0	23.07	21.98	21.08	19.01	
100% RB		1770.0	22.94	21.99	20.99	18.94	
		1745.0	22.92	21.96	20.98	18.94	
		1720.0	23.07	22.08	21.09	19.07	

LTE band 71

Bandwidth	RB size/offset	Frequency (MHz)	Power (dBm)			
			QPSK	16QAM	64QAM	256QAM
5MHz	1 RB high	695.5	23.33	22.25	21.32	19.18
		680.5	23.05	21.99	21.07	18.95
		665.5	23.30	22.22	21.30	19.16
	1 RB low	695.5	23.31	22.23	21.30	19.16
		680.5	22.87	21.81	20.90	18.80
		665.5	22.82	21.77	20.86	18.76
	50% RB mid	695.5	22.40	21.37	20.47	18.42
		680.5	22.42	21.39	20.49	18.43
		665.5	22.46	21.42	20.53	18.47
	100% RB	695.5	22.41	21.38	20.48	18.42
		680.5	22.38	21.35	20.45	18.40
		665.5	22.34	21.31	20.42	18.37
10MHz	1 RB high	693.0	23.28	22.31	21.22	19.12
		680.5	23.00	22.04	20.97	18.89
		668.0	23.25	22.28	21.19	19.09
	1 RB low	693.0	23.26	22.29	21.20	19.10
		680.5	22.82	21.87	20.80	18.74
		668.0	22.77	21.82	20.76	18.70
	50% RB mid	693.0	22.35	21.42	20.37	18.36
		680.5	22.37	21.44	20.39	18.37
		668.0	22.41	21.47	20.43	18.40
	100% RB	693.0	22.36	21.43	20.38	18.36
		680.5	22.33	21.40	20.35	18.34
		668.0	22.29	21.36	20.32	18.31
15MHz	1 RB high	690.5	23.21	22.22	21.16	19.04
		680.5	22.93	21.95	20.91	18.81
		670.5	23.18	22.19	21.13	19.01
	1 RB low	690.5	23.19	22.20	21.14	19.02
		680.5	22.75	21.78	20.74	18.66
		670.5	22.70	21.73	20.70	18.62
	50% RB mid	690.5	22.28	21.33	20.31	18.28
		680.5	22.30	21.35	20.33	18.29
		670.5	22.34	21.38	20.37	18.32
	100% RB	690.5	22.29	21.34	20.32	18.28
		680.5	22.26	21.31	20.29	18.26
		670.5	22.22	21.27	20.26	18.23
20MHz	1 RB high	688.0	23.86	22.24	21.17	18.97
		680.5	22.79	21.99	20.92	18.75
		673.0	23.03	22.21	21.14	18.95
	1 RB low	688.0	23.04	22.22	21.15	18.96



		680.5	22.95	21.97	21.35	18.13
		673.0	22.56	21.78	20.71	18.56
	50% RB mid	688.0	22.14	21.39	20.32	18.22
		680.5	22.16	21.41	20.34	18.23
		673.0	22.20	21.45	20.38	18.27
	100% RB	688.0	22.15	21.40	20.33	18.22
		680.5	22.12	21.38	20.31	18.20
		673.0	22.08	21.34	20.27	18.17

A.1.3 Radiated

A.1.3.1 Description

This is the test for the maximum radiated power from the EUT.

FDD Band 7/TDD Band 41: Part 27.50(h)(2) specifies "Mobile stations are limited to 2.0 watts EIRP".

FDD Band 12/71: Part 27.50(c)(10) specifies "Portable stations(hand-held devices) in the 600 MHz uplink band and the 698–746 MHz band, and fixed and mobile stations in the 600 MHz uplink band are limited to 3 watts ERP".

FDD Band 13: Part 27.50(b) specifies "Portable stations(hand-held devices) transmitting in the 746–757 MHz, 776–788 MHz, and 805–806 MHz bands are limited to 3 watts ERP".

FDD Band 2/25: Part 24.232(c) specifies "Mobile and portable stations are limited to 2 watts EIRP".

LTE Band 26(814MHz~824MHz): Part 90.635(b) specifies "The maximum output power of the transmitter for mobile stations is 100 watts".

FDD Band 26(824MHz~849MHz): Part 22.913(a) specifies "The ERP of mobile transmitters and auxiliary test transmitters must not exceed 7 watts".

FDD Band 66: Part 27.50(d)(4) specifies "Fixed, mobile, and portable(handheld) stations operating in the 1710–1755 MHz band and mobile and portable stations operating in the 1695–1710 MHz and 1755–1780 MHz bands are limited to 1 watt EIRP".

A.1.3.2 Method of Measurement

According to KDB 412172 D01 and ANSI C63.26 the relevant equation for determining the maximum ERP or EIRP from the measured RF output power is given in Equation as follows:

$$\text{ERP or EIRP} = P_T + G_T - L_C$$

where;

- **ERP or EIRP** = effective radiated power or equivalent isotropically radiated power(expressed in the same units as P_T).
- **P_T** = transmitter output power, in this report the unit express as dBm;
- **G_T** = gain of the transmitting antenna, in dBd(ERP) or dBi(EIRP);
- **L_C** = signal attenuation in the connecting cable between the transmitter and antenna, in dB.

Alternatively, the EIRP can be determined from Equation above and then converted to ERP based on the maximum antenna gain relationship by applying the following equation:

$$\text{ERP} = \text{EIRP} - 2.15\text{dB}$$

Note: The antenna gain information was provided by the client. The laboratory is not responsible for identifying its authenticity during the test.

A.1.3.3 Limits and Measurement Results
LTE Band 7-EIRP
Limits: ≤33dBm(2W)

Bandwidth	RB size/offset	Frequency (MHz)	Conducted Power(dBm)				ERP(dBm)(Gt-Lc =-1.5)			
			QPSK	16QAM	64QAM	256QAM	QPSK	16QAM	64QAM	256QAM
5MHz	1 RB high	2567.5	22.41	21.50	20.59	17.47	20.91	20.00	19.09	15.97
		2535	22.69	21.76	20.88	17.75	21.19	20.26	19.38	16.25
		2502.5	22.39	21.33	20.43	17.22	20.89	19.83	18.93	15.72
	1 RB low	2567.5	22.35	21.44	20.67	17.44	20.85	19.94	19.17	15.94
		2535	22.66	21.73	20.96	17.75	21.16	20.23	19.46	16.25
		2502.5	22.43	21.31	20.39	17.18	20.93	19.81	18.89	15.68
	50% RB mid	2567.5	21.39	20.45	19.58	17.50	19.89	18.95	18.08	16.00
		2535	21.63	20.70	19.83	17.75	20.13	19.20	18.33	16.25
		2502.5	21.42	20.48	19.55	17.57	19.92	18.98	18.05	16.07
	100% RB	2567.5	21.41	20.37	19.49	17.46	19.91	18.87	17.99	15.96
		2535	21.66	20.62	19.75	17.71	20.16	19.12	18.25	16.21
		2502.5	21.49	20.41	19.56	17.55	19.99	18.91	18.06	16.05
10MHz	1 RB high	2565	22.44	21.46	20.28	17.55	20.94	19.96	18.78	16.05
		2535	22.68	21.78	20.66	17.86	21.18	20.28	19.16	16.36
		2505	22.57	21.62	20.55	17.75	21.07	20.12	19.05	16.25
	1 RB low	2565	22.37	21.44	20.28	17.50	20.87	19.94	18.78	16.00
		2535	22.62	21.65	20.51	17.78	21.12	20.15	19.01	16.28
		2505	22.42	21.46	20.42	17.53	20.92	19.96	18.92	16.03
	50% RB mid	2565	21.44	20.46	19.52	17.45	19.94	18.96	18.02	15.95
		2535	21.72	20.75	19.79	17.76	20.22	19.25	18.29	16.26
		2505	21.58	20.59	19.65	17.56	20.08	19.09	18.15	16.06
	100% RB	2565	21.43	20.46	19.45	17.41	19.93	18.96	17.95	15.91
		2535	21.67	20.69	19.69	17.68	20.17	19.19	18.19	16.18
		2505	21.54	20.58	19.55	17.54	20.04	19.08	18.05	16.04
15MHz	1 RB high	2562.5	22.41	21.82	20.90	17.73	20.91	20.32	19.40	16.23
		2535	22.63	22.04	21.08	17.96	21.13	20.54	19.58	16.46
		2507.5	22.67	22.08	21.08	18.00	21.17	20.58	19.58	16.50
	1 RB low	2562.5	22.45	21.88	20.81	17.78	20.95	20.38	19.31	16.28
		2535	22.65	22.06	21.04	18.01	21.15	20.56	19.54	16.51
		2507.5	22.47	21.88	21.04	17.77	20.97	20.38	19.54	16.27
	50% RB mid	2562.5	21.48	20.44	19.46	17.45	19.98	18.94	17.96	15.95
		2535	21.77	20.72	19.72	17.74	20.27	19.22	18.22	16.24
		2507.5	21.73	20.61	19.70	17.64	20.23	19.11	18.20	16.14
	100% RB	2562.5	21.49	20.51	19.52	17.51	19.99	19.01	18.02	16.01
		2535	21.73	20.76	19.76	17.74	20.23	19.26	18.26	16.24
		2507.5	21.65	20.65	19.63	17.65	20.15	19.15	18.13	16.15

20MHz	1 RB high	2560	22.48	21.98	20.33	17.40	20.98	20.48	18.83	15.90
		2535	22.67	22.38	20.61	17.67	21.17	20.88	19.11	16.17
		2510	22.72	22.39	20.59	17.70	21.22	20.89	19.09	16.20
	1 RB low	2560	22.52	22.15	20.63	17.49	21.02	20.65	19.13	15.99
		2535	22.66	22.39	20.89	17.71	21.16	20.89	19.39	16.21
		2510	22.43	22.08	20.91	17.40	20.93	20.58	19.41	15.90
	50% RB mid	2560	21.53	20.50	19.55	17.53	20.03	19.00	18.05	16.03
		2535	21.80	20.78	19.81	17.80	20.30	19.28	18.31	16.30
		2510	21.78	20.70	19.78	17.72	20.28	19.20	18.28	16.22
	100% RB	2560	21.54	20.54	19.56	17.53	20.04	19.04	18.06	16.03
		2535	21.77	20.81	19.81	17.79	20.27	19.31	18.31	16.29
		2510	21.73	20.76	19.73	17.74	20.23	19.26	18.23	16.24

LTE Band 12-ERP
Limits: $\leq 34.77\text{dBm}(3\text{W})$

Bandwidth	RB size/offset	Frequency (MHz)	Conducted Power(dBm)				ERP(dBm)(Gt-Lc =-3.3)			
			QPSK	16QAM	64QAM	256QAM	QPSK	16QAM	64QAM	256QAM
1.4MHz	1 RB high	715.3	24.28	23.66	22.45	19.16	18.83	18.21	17.00	13.71
		707.5	24.27	23.94	22.72	19.39	18.82	18.49	17.27	13.94
		699.7	24.25	23.92	22.70	19.37	18.80	18.47	17.25	13.92
	1 RB low	715.3	24.27	23.85	22.63	19.31	18.82	18.40	17.18	13.86
		707.5	24.27	23.94	22.72	19.39	18.82	18.49	17.27	13.94
		699.7	24.21	23.89	22.67	19.34	18.76	18.44	17.22	13.89
	50% RB mid	715.3	23.52	22.92	21.75	18.56	18.07	17.47	16.30	13.11
		707.5	23.57	22.97	21.80	18.60	18.12	17.52	16.35	13.15
		699.7	23.60	23.00	21.83	18.62	18.15	17.55	16.38	13.17
	100% RB	715.3	23.51	22.91	21.74	18.55	18.06	17.46	16.29	13.10
		707.5	23.90	23.29	22.10	18.86	18.45	17.84	16.65	13.41
		699.7	23.70	23.10	21.92	18.70	18.25	17.65	16.47	13.25
3MHz	1 RB high	714.5	23.36	22.54	21.62	19.40	17.91	17.09	16.17	13.95
		707.5	23.25	22.81	21.87	19.64	17.80	17.36	16.42	14.19
		700.5	23.22	22.79	21.86	19.62	17.77	17.34	16.41	14.17
	1 RB low	714.5	23.24	22.71	21.78	19.55	17.79	17.26	16.33	14.10
		707.5	23.20	22.81	21.87	19.64	17.75	17.36	16.42	14.19
		700.5	23.28	22.75	21.82	19.59	17.83	17.30	16.37	14.14
	50% RB mid	714.5	22.63	21.83	20.94	18.80	17.18	16.38	15.49	13.35
		707.5	22.67	21.87	20.98	18.83	17.22	16.42	15.53	13.38
		700.5	22.70	21.90	21.00	18.86	17.25	16.45	15.55	13.41
	100% RB	714.5	22.62	21.82	20.93	18.79	17.17	16.37	15.48	13.34
		707.5	22.99	22.18	21.27	19.10	17.54	16.73	15.82	13.65
		700.5	22.80	22.00	21.10	18.94	17.35	16.55	15.65	13.49
5MHz	1 RB high	713.5	23.39	22.34	21.28	19.43	17.94	16.89	15.83	13.98
		707.5	23.25	22.60	21.54	19.67	17.80	17.15	16.09	14.22
		701.5	23.63	22.58	21.52	19.65	18.18	17.13	16.07	14.20
	1 RB low	713.5	23.56	22.51	21.45	19.59	18.11	17.06	16.00	14.14
		707.5	23.65	22.60	21.54	19.67	18.20	17.15	16.09	14.22
		701.5	23.59	22.54	21.48	19.61	18.14	17.09	16.03	14.16
	50% RB mid	713.5	22.72	21.67	20.61	18.82	17.27	16.22	15.16	13.37
		707.5	22.76	21.71	20.65	18.86	17.31	16.26	15.20	13.41
		701.5	22.79	21.74	20.68	18.89	17.34	16.29	15.23	13.44
	100% RB	713.5	22.71	21.66	20.60	18.81	17.26	16.21	15.15	13.36
		707.5	23.05	22.00	20.94	19.12	17.60	16.55	15.49	13.67
		701.5	22.88	21.83	20.77	18.97	17.43	16.38	15.32	13.52
10MHz	1 RB high	711	23.90	22.88	22.16	19.70	18.45	17.43	16.71	14.25

		707.5	24.19	23.15	22.43	19.93	18.74	17.70	16.98	14.48
		704	24.16	23.12	22.40	19.91	18.71	17.67	16.95	14.46
	1 RB low	711	24.09	23.05	22.34	19.85	18.64	17.60	16.89	14.40
		707.5	24.18	23.14	22.42	19.93	18.73	17.69	16.97	14.48
		704	24.12	23.08	22.36	19.88	18.67	17.63	16.91	14.43
	50% RB mid	711	23.15	22.19	21.46	19.08	17.70	16.74	16.01	13.63
		707.5	23.19	22.23	21.50	19.11	17.74	16.78	16.05	13.66
		704	23.22	22.26	21.53	19.14	17.77	16.81	16.08	13.69
	100% RB	711	23.14	22.18	21.46	19.07	17.69	16.73	16.01	13.62
		707.5	23.51	22.52	21.80	19.37	18.06	17.07	16.35	13.92
		704	23.32	22.35	21.62	19.22	17.87	16.90	16.17	13.77

LTE Band 13-ERP
Limits: $\leq 34.77\text{dBm}(3\text{W})$

Bandwidth	RB size/offset	Frequency (MHz)	Conducted Power(dBm)				ERP(dBm)(Gt-Lc =-3.1)			
			QPSK	16QAM	64QAM	256QAM	QPSK	16QAM	64QAM	256QAM
5MHz	1 RB high	784.5	23.55	22.55	21.60	19.55	18.30	17.30	16.35	14.30
		782	23.46	22.47	21.52	19.48	18.21	17.22	16.27	14.23
		779.5	23.56	22.36	21.41	19.40	18.31	17.11	16.16	14.15
	1 RB low	784.5	22.54	21.59	20.67	18.72	17.29	16.34	15.42	13.47
		782	23.50	22.50	21.55	19.51	18.25	17.25	16.30	14.26
		779.5	23.41	22.42	21.48	19.44	18.16	17.17	16.23	14.19
	50% RB mid	784.5	22.41	21.47	20.56	18.61	17.16	16.22	15.31	13.36
		782	22.49	21.54	20.63	18.68	17.24	16.29	15.38	13.43
		779.5	23.01	22.03	21.11	19.10	17.76	16.78	15.86	13.85
	100% RB	784.5	22.00	21.08	20.19	18.27	16.75	15.83	14.94	13.02
		782	21.95	21.02	20.13	18.22	16.70	15.77	14.88	12.97
		779.5	22.02	21.10	20.20	18.29	16.77	15.85	14.95	13.04
10MHz	1 RB high	782	24.04	23.02	22.05	19.96	18.79	17.77	16.80	14.71
	1 RB low	782	23.84	22.83	21.86	19.80	18.59	17.58	16.61	14.55
	50% RB mid	782	22.99	22.02	21.09	19.09	17.74	16.77	15.84	13.84
	100% RB	782	23.01	22.04	21.10	19.11	17.76	16.79	15.85	13.86

LTE Band 25-EIRP
Limits: $\leq 33\text{dBm}(2\text{W})$

Bandwidth	RB size/offset	Frequency (MHz)	Conducted Power(dBm)				ERP(dBm)(Gt-Lc =-1.6)			
			QPSK	16QAM	64QAM	256QAM	QPSK	16QAM	64QAM	256QAM
1.4MHz	1 RB high	1914.3	23.68	22.74	21.57	18.59	22.08	21.14	19.97	16.99
		1882.5	23.74	22.86	22.21	18.79	22.14	21.26	20.61	17.19
		1850.7	23.69	22.73	22.14	18.83	22.09	21.13	20.54	17.23
	1 RB low	1914.3	23.66	22.75	21.59	18.55	22.06	21.15	19.99	16.95
		1882.5	23.76	22.82	22.23	18.78	22.16	21.22	20.63	17.18
		1850.7	23.72	22.80	22.16	18.85	22.12	21.20	20.56	17.25
	50% RB mid	1914.3	23.84	22.95	21.68	18.76	22.24	21.35	20.08	17.16
		1882.5	23.87	23.02	21.74	18.79	22.27	21.42	20.14	17.19
		1850.7	23.90	23.04	21.75	18.78	22.30	21.44	20.15	17.18
	100% RB	1914.3	22.77	21.96	20.87	18.75	21.17	20.36	19.27	17.15
		1882.5	22.81	22.04	20.89	18.81	21.21	20.44	19.29	17.21
		1850.7	22.81	22.01	20.93	18.82	21.21	20.41	19.33	17.22
3MHz	1 RB high	1913.5	23.72	22.83	21.63	18.80	22.12	21.23	20.03	17.20
		1882.5	23.79	22.87	21.71	18.82	22.19	21.27	20.11	17.22
		1851.5	23.80	22.89	21.75	18.85	22.20	21.29	20.15	17.25
	1 RB low	1913.5	23.73	22.84	21.66	18.79	22.13	21.24	20.06	17.19
		1882.5	23.83	22.90	21.80	18.85	22.23	21.30	20.20	17.25
		1851.5	23.80	22.90	21.80	18.86	22.20	21.30	20.20	17.26
	50% RB mid	1913.5	22.78	21.87	20.73	18.79	21.18	20.27	19.13	17.19
		1882.5	22.82	21.93	20.80	18.85	21.22	20.33	19.20	17.25
		1851.5	22.88	21.93	20.82	18.82	21.28	20.33	19.22	17.22
	100% RB	1913.5	22.85	21.82	20.85	18.80	21.25	20.22	19.25	17.20
		1882.5	22.88	21.87	20.96	18.84	21.28	20.27	19.36	17.24
		1851.5	22.89	21.87	20.91	18.84	21.29	20.27	19.31	17.24
5MHz	1 RB high	1912.5	23.89	22.95	22.00	18.91	22.29	21.35	20.40	17.31
		1882.5	23.91	22.96	22.13	18.93	22.31	21.36	20.53	17.33
		1852.5	23.96	23.02	22.15	18.65	22.36	21.42	20.55	17.05
	1 RB low	1912.5	23.89	22.90	22.12	18.92	22.29	21.30	20.52	17.32
		1882.5	23.91	22.98	22.13	18.94	22.31	21.38	20.53	17.34
		1852.5	23.98	23.04	22.11	18.63	22.38	21.44	20.51	17.03
	50% RB mid	1912.5	22.83	21.90	20.88	18.91	21.23	20.30	19.28	17.31
		1882.5	22.87	21.96	20.95	18.95	21.27	20.36	19.35	17.35
		1852.5	22.89	21.97	20.95	18.98	21.29	20.37	19.35	17.38
	100% RB	1912.5	22.92	21.84	20.90	18.89	21.32	20.24	19.30	17.29
		1882.5	22.92	21.89	20.96	18.92	21.32	20.29	19.36	17.32
		1852.5	22.94	21.92	20.95	18.94	21.34	20.32	19.35	17.34
10MHz	1 RB high	1910	23.80	22.87	21.73	18.92	22.20	21.27	20.13	17.32

		1882.5	23.90	22.91	21.78	18.99	22.30	21.31	20.18	17.39	
		1855	23.83	22.90	21.73	18.95	22.23	21.30	20.13	17.35	
		1910	23.93	22.96	21.82	19.03	22.33	21.36	20.22	17.43	
	1 RB low	1882.5	23.91	22.92	21.80	18.98	22.31	21.32	20.20	17.38	
		1855	23.89	22.89	21.79	18.94	22.29	21.29	20.19	17.34	
	50% RB mid	1910	22.85	22.00	20.93	18.96	21.25	20.40	19.33	17.36	
		1882.5	22.93	22.00	20.98	18.95	21.33	20.40	19.38	17.35	
		1855	22.90	21.98	20.97	18.93	21.30	20.38	19.37	17.33	
	100% RB	1910	22.94	21.95	20.92	18.87	21.34	20.35	19.32	17.27	
1882.5		22.93	21.93	20.92	18.90	21.33	20.33	19.32	17.30		
1855		22.92	21.94	20.90	18.87	21.32	20.34	19.30	17.27		
15MHz	1 RB high	1907.5	23.83	23.24	22.30	19.19	22.23	21.64	20.70	17.59	
		1882.5	23.96	23.34	22.40	19.28	22.36	21.74	20.80	17.68	
		1857.5	23.90	23.31	22.33	19.25	22.30	21.71	20.73	17.65	
	1 RB low	1907.5	24.02	23.41	22.46	19.34	22.42	21.81	20.86	17.74	
		1882.5	23.90	23.33	22.37	19.27	22.30	21.73	20.77	17.67	
		1857.5	23.94	23.35	22.39	19.29	22.34	21.75	20.79	17.69	
	50% RB mid	1907.5	22.92	21.94	20.92	18.93	21.32	20.34	19.32	17.33	
		1882.5	22.94	21.91	20.94	18.92	21.34	20.31	19.34	17.32	
		1857.5	22.89	21.90	20.89	18.90	21.29	20.30	19.29	17.30	
	100% RB	1907.5	22.96	21.98	21.02	18.97	21.36	20.38	19.42	17.37	
		1882.5	22.95	21.96	20.99	18.95	21.35	20.36	19.39	17.35	
		1857.5	22.91	21.93	20.98	18.96	21.31	20.33	19.38	17.36	
	20MHz	1 RB high	1905	23.87	23.50	21.82	18.90	22.27	21.90	20.22	17.30
			1882.5	24.01	23.66	21.95	19.01	22.41	22.06	20.35	17.41
			1860	23.94	23.63	21.87	18.94	22.34	22.03	20.27	17.34
1 RB low		1905	24.03	23.70	21.98	19.04	22.43	22.10	20.38	17.44	
		1882.5	23.91	23.58	21.85	18.93	22.31	21.98	20.25	17.33	
		1860	23.97	23.65	21.89	18.96	22.37	22.05	20.29	17.36	
50% RB mid		1905	22.94	22.03	20.94	19.06	21.34	20.43	19.34	17.46	
		1882.5	22.97	21.96	20.99	19.00	21.37	20.36	19.39	17.40	
		1860	22.93	21.93	20.96	18.96	21.33	20.33	19.36	17.36	
100% RB		1905	22.97	22.01	21.03	19.00	21.37	20.41	19.43	17.40	
		1882.5	22.95	21.99	21.00	19.00	21.35	20.39	19.40	17.40	
		1860	22.96	21.99	20.98	18.98	21.36	20.39	19.38	17.38	

LTE Band 26(814MHz~824MHz)-ERP
Limits: ≤50dBm(100W)

Bandwidth	RB size/offset	Frequency (MHz)	Conducted Power(dBm)				ERP(dBm)(Gt-Lc =-3.8)			
			QPSK	16QAM	64QAM	256QAM	QPSK	16QAM	64QAM	256QAM
1.4MHz	1 RB high	823.3	23.96	23.08	22.23	18.94	18.01	17.13	16.28	12.99
		819	23.99	23.04	22.23	18.94	18.04	17.09	16.28	12.99
		814.7	23.90	23.12	22.51	19.26	17.95	17.17	16.56	13.31
	1 RB low	823.3	23.97	23.08	22.24	18.92	18.02	17.13	16.29	12.97
		819	23.99	23.02	22.21	18.92	18.04	17.07	16.26	12.97
		814.7	23.89	23.13	22.40	19.23	17.94	17.18	16.45	13.28
	50% RB mid	823.3	24.12	23.19	22.05	19.15	18.17	17.24	16.10	13.20
		819	24.12	23.21	22.30	19.11	18.17	17.26	16.35	13.16
		814.7	24.14	23.22	22.00	19.08	18.19	17.27	16.05	13.13
100% RB	823.3	23.05	22.44	21.14	19.22	17.10	16.49	15.19	13.27	
	819	23.07	22.37	21.23	19.09	17.12	16.42	15.28	13.14	
	814.7	23.07	22.32	21.14	19.09	17.12	16.37	15.19	13.14	
3MHz	1 RB high	822.5	23.98	23.10	22.13	19.23	18.03	17.15	16.18	13.28
		819	23.96	23.09	22.05	19.11	18.01	17.14	16.10	13.16
		815.5	24.00	23.05	21.99	19.18	18.05	17.10	16.04	13.23
	1 RB low	822.5	24.00	23.13	21.89	19.16	18.05	17.18	15.94	13.21
		819	23.99	23.11	21.89	19.09	18.04	17.16	15.94	13.14
		815.5	23.99	23.07	21.93	19.14	18.04	17.12	15.98	13.19
	50% RB mid	822.5	23.05	22.22	21.25	19.18	17.10	16.27	15.30	13.23
		819	23.05	22.17	21.18	19.17	17.10	16.22	15.23	13.22
		815.5	23.02	22.19	21.01	19.11	17.07	16.24	15.06	13.16
100% RB	822.5	23.09	22.17	21.10	19.12	17.14	16.22	15.15	13.17	
	819	23.07	22.07	21.14	19.14	17.12	16.12	15.19	13.19	
	815.5	23.08	22.10	21.16	19.14	17.13	16.15	15.21	13.19	
5MHz	1 RB high	821.5	24.16	23.15	22.50	19.40	18.21	17.20	16.55	13.45
		819	24.20	23.18	22.43	19.34	18.25	17.23	16.48	13.39
		816.5	24.13	23.15	22.45	19.35	18.18	17.20	16.50	13.40
	1 RB low	821.5	24.10	23.19	22.53	19.36	18.15	17.24	16.58	13.41
		819	24.18	23.20	22.44	19.37	18.23	17.25	16.49	13.42
		816.5	24.20	23.22	22.42	19.30	18.25	17.27	16.47	13.35
	50% RB mid	821.5	23.16	22.29	21.36	19.27	17.21	16.34	15.41	13.32
		819	23.10	22.25	21.35	19.26	17.15	16.30	15.40	13.31
		816.5	23.13	22.27	21.24	19.25	17.18	16.32	15.29	13.30
100% RB	821.5	23.16	22.19	21.23	19.21	17.21	16.24	15.28	13.26	
	819	23.18	22.20	21.26	19.26	17.23	16.25	15.31	13.31	
	816.5	23.24	22.21	21.27	19.29	17.29	16.26	15.32	13.34	
10MHz	1 RB high	819	24.04	23.18	22.08	19.34	18.09	17.23	16.13	13.39



	1 RB low	819	24.08	23.10	22.18	19.28	18.13	17.15	16.23	13.33
	50% RB mid	819	24.11	23.12	22.06	19.29	18.16	17.17	16.11	13.34
	100% RB	819	24.03	23.23	22.03	19.24	18.08	17.28	16.08	13.29

LTE Band 26(824MHz-849MHz) -ERP
Limits: $\leq 38.45\text{dBm}(7\text{W})$

Bandwidth	RB size/offset	Frequency (MHz)	Conducted Power(dBm)				ERP(dBm)(Gt-Lc =-3.8)			
			QPSK	16QAM	64QAM	256QAM	QPSK	16QAM	64QAM	256QAM
1.4MHz	1 RB high	848.3	23.80	22.97	22.39	19.22	17.85	17.02	16.44	13.27
		836.5	23.89	22.94	21.96	19.09	17.94	16.99	16.01	13.14
		824.7	23.81	22.92	22.53	19.24	17.86	16.97	16.58	13.29
	1 RB low	848.3	23.85	23.03	22.33	19.18	17.90	17.08	16.38	13.23
		836.5	23.87	22.96	21.87	19.11	17.92	17.01	15.92	13.16
		824.7	23.82	22.97	22.41	19.23	17.87	17.02	16.46	13.28
	50% RB mid	848.3	23.93	22.99	22.07	19.14	17.98	17.04	16.12	13.19
		836.5	24.02	23.10	22.25	18.97	18.07	17.15	16.30	13.02
		824.7	24.08	23.14	22.10	19.18	18.13	17.19	16.15	13.23
	100% RB	848.3	23.00	22.32	21.10	19.20	17.05	16.37	15.15	13.25
		836.5	22.97	22.27	21.07	19.04	17.02	16.32	15.12	13.09
		824.7	23.00	22.35	21.16	19.23	17.05	16.40	15.21	13.28
3MHz	1 RB high	847.5	23.79	23.02	21.95	19.14	17.84	17.07	16.00	13.19
		836.5	23.95	22.98	21.90	19.09	18.00	17.03	15.95	13.14
		825.5	24.01	23.04	22.15	19.20	18.06	17.09	16.20	13.25
	1 RB low	847.5	23.86	23.03	21.69	19.14	17.91	17.08	15.74	13.19
		836.5	23.95	23.00	21.83	19.14	18.00	17.05	15.88	13.19
		825.5	24.00	23.06	21.92	19.21	18.05	17.11	15.97	13.26
	50% RB mid	847.5	22.94	22.18	21.18	19.14	16.99	16.23	15.23	13.19
		836.5	22.93	22.13	21.11	19.08	16.98	16.18	15.16	13.13
		825.5	22.97	22.21	21.09	19.17	17.02	16.26	15.14	13.22
	100% RB	847.5	22.97	22.14	21.18	19.16	17.02	16.19	15.23	13.21
		836.5	23.00	22.03	21.12	19.05	17.05	16.08	15.17	13.10
		825.5	22.99	22.16	21.22	19.16	17.04	16.21	15.27	13.21
5MHz	1 RB high	846.5	23.97	23.09	22.52	19.32	18.02	17.14	16.57	13.37
		836.5	24.12	23.11	22.33	19.23	18.17	17.16	16.38	13.28
		826.5	24.16	23.20	22.62	19.49	18.21	17.25	16.67	13.54
	1 RB low	846.5	24.14	23.15	22.51	19.32	18.19	17.20	16.56	13.37
		836.5	24.16	23.15	22.35	19.45	18.21	17.20	16.40	13.50
		826.5	24.15	23.19	22.65	19.36	18.20	17.24	16.70	13.41
	50% RB mid	846.5	23.06	22.25	21.34	19.24	17.11	16.30	15.39	13.29
		836.5	23.08	22.22	21.26	19.22	17.13	16.27	15.31	13.27
		826.5	23.06	22.31	21.34	19.34	17.11	16.36	15.39	13.39
	100% RB	846.5	23.13	22.20	21.31	19.26	17.18	16.25	15.36	13.31
		836.5	23.09	22.12	21.20	19.19	17.14	16.17	15.25	13.24
		826.5	23.13	22.23	21.33	19.29	17.18	16.28	15.38	13.34
10MHz	1 RB high	844	23.97	23.02	21.88	19.23	18.02	17.07	15.93	13.28

		836.5	24.04	23.15	22.00	19.21	18.09	17.20	16.05	13.26
		829	24.04	23.13	22.16	19.30	18.09	17.18	16.21	13.35
		844	24.10	23.11	22.03	19.17	18.15	17.16	16.08	13.22
	1 RB low	836.5	24.02	23.11	21.88	19.30	18.07	17.16	15.93	13.35
		829	23.99	23.13	21.98	19.25	18.04	17.18	16.03	13.30
	50% RB mid	844	23.04	22.23	21.19	19.20	17.09	16.28	15.24	13.25
		836.5	23.11	22.24	21.16	19.19	17.16	16.29	15.21	13.24
		829	23.09	22.35	21.32	19.29	17.14	16.40	15.37	13.34
	100% RB	844	23.09	22.17	21.13	19.09	17.14	16.22	15.18	13.14
		836.5	23.11	22.17	21.14	19.11	17.16	16.22	15.19	13.16
		829	23.10	22.27	21.24	19.20	17.15	16.32	15.29	13.25
	15MHz	1 RB high	841.5	23.93	23.35	22.68	19.49	17.98	17.40	16.73
836.5			24.06	23.40	22.51	19.42	18.11	17.45	16.56	13.47
831.5			24.03	23.46	22.51	19.38	18.08	17.51	16.56	13.43
1 RB low		841.5	24.05	23.47	22.47	19.53	18.10	17.52	16.52	13.58
		836.5	24.08	23.44	22.50	19.59	18.13	17.49	16.55	13.64
		831.5	24.04	23.48	22.37	19.53	18.09	17.53	16.42	13.58
50% RB mid		841.5	23.10	22.16	21.12	19.17	17.15	16.21	15.17	13.22
		836.5	23.12	22.16	21.11	19.19	17.17	16.21	15.16	13.24
		831.5	23.12	22.24	21.19	19.26	17.17	16.29	15.24	13.31
100% RB		841.5	23.14	22.16	21.15	19.13	17.19	16.21	15.20	13.18
		836.5	23.11	22.16	21.20	19.18	17.16	16.21	15.25	13.23
		831.5	23.07	22.23	21.22	19.27	17.12	16.28	15.27	13.32

LTE Band 41-EIRP
Limits: $\leq 33\text{dBm}(2\text{W})$

Bandwidth	RB size/offset	Frequency (MHz)	Conducted Power(dBm)				ERP(dBm)(Gt-Lc =-1.1)			
			QPSK	16QAM	64QAM	256QAM	QPSK	16QAM	64QAM	256QAM
5MHz	1 RB high	2687.5	26.23	25.44	24.69	21.62	25.13	24.34	23.59	20.52
		2593	26.12	25.33	24.61	21.26	25.02	24.23	23.51	20.16
		2498.5	26.20	25.12	24.05	21.25	25.10	24.02	22.95	20.15
	1 RB low	2687.5	26.15	25.35	24.58	21.58	25.05	24.25	23.48	20.48
		2593	26.07	25.32	24.50	21.26	24.97	24.22	23.40	20.16
		2498.5	26.17	25.08	24.39	21.24	25.07	23.98	23.29	20.14
	50% RB mid	2687.5	25.13	24.19	23.41	21.34	24.03	23.09	22.31	20.24
		2593	25.03	24.17	23.06	21.02	23.93	23.07	21.96	19.92
		2498.5	25.08	24.21	22.92	20.94	23.98	23.11	21.82	19.84
	100% RB	2687.5	25.14	24.16	23.36	21.36	24.04	23.06	22.26	20.26
		2593	25.06	24.07	23.01	21.02	23.96	22.97	21.91	19.92
		2498.5	25.14	24.14	22.94	20.95	24.04	23.04	21.84	19.85
10MHz	1 RB high	2685	26.19	25.30	24.03	21.53	25.09	24.20	22.93	20.43
		2593	26.08	25.22	24.06	21.18	24.98	24.12	22.96	20.08
		2501	26.12	25.29	24.07	21.15	25.02	24.19	22.97	20.05
	1 RB low	2685	26.13	25.24	24.24	21.60	25.03	24.14	23.14	20.50
		2593	26.05	25.22	24.14	21.20	24.95	24.12	23.04	20.10
		2501	26.08	25.23	24.17	21.09	24.98	24.13	23.07	19.99
	50% RB mid	2685	25.16	24.12	23.34	21.34	24.06	23.02	22.24	20.24
		2593	25.08	24.02	22.99	20.99	23.98	22.92	21.89	19.89
		2501	25.14	24.08	22.95	20.96	24.04	22.98	21.85	19.86
	100% RB	2685	25.16	24.11	23.40	21.39	24.06	23.01	22.30	20.29
		2593	25.03	24.09	22.97	21.00	23.93	22.99	21.87	19.90
		2501	25.13	24.16	22.98	20.97	24.03	23.06	21.88	19.87
15MHz	1 RB high	2682.5	26.26	25.43	24.47	21.58	25.16	24.33	23.37	20.48
		2593	26.11	25.31	24.39	21.23	25.01	24.21	23.29	20.13
		2503.5	26.17	25.34	24.43	21.24	25.07	24.24	23.33	20.14
	1 RB low	2682.5	26.21	25.39	24.42	21.67	25.11	24.29	23.32	20.57
		2593	26.07	25.25	24.33	21.24	24.97	24.15	23.23	20.14
		2503.5	26.13	25.30	24.38	21.18	25.03	24.20	23.28	20.08
	50% RB mid	2682.5	25.15	24.11	23.23	21.26	24.05	23.01	22.13	20.16
		2593	25.05	24.06	22.85	20.87	23.95	22.96	21.75	19.77
		2503.5	25.14	24.12	22.97	20.93	24.04	23.02	21.87	19.83
	100% RB	2682.5	25.14	24.19	23.30	21.32	24.04	23.09	22.20	20.22
		2593	25.01	24.04	22.80	20.81	23.91	22.94	21.70	19.71
		2503.5	25.11	24.11	22.99	20.98	24.01	23.01	21.89	19.88
20MHz	1 RB high	2680	26.24	25.60	24.39	21.68	25.14	24.50	23.29	20.58

		2593	26.14	25.49	24.29	21.34	25.04	24.39	23.19	20.24	
		2506	26.15	25.51	24.34	21.13	25.05	24.41	23.24	20.03	
	1 RB low	2680	26.19	25.57	24.26	21.71	25.09	24.47	23.16	20.61	
		2593	26.02	25.34	24.17	21.33	24.92	24.24	23.07	20.23	
	50% RB mid	2506	26.10	25.42	24.63	21.01	25.00	24.32	23.53	19.91	
		2680	25.18	24.19	23.39	21.40	24.08	23.09	22.29	20.30	
	100% RB	2593	25.11	24.13	22.96	21.00	24.01	23.03	21.86	19.90	
		2506	25.18	24.17	23.00	20.94	24.08	23.07	21.90	19.84	
		2680	25.16	24.20	23.44	21.40	24.06	23.10	22.34	20.30	
			2593	25.05	24.08	23.02	20.98	23.95	22.98	21.92	19.88
			2506	25.13	24.16	22.96	20.95	24.03	23.06	21.86	19.85
			2680	25.16	24.20	23.44	21.40	24.06	23.10	22.34	20.30

LTE Band 66-EIRP
Limits: $\leq 30\text{dBm}(1\text{W})$

Bandwidth	RB size/offset	Frequency (MHz)	Conducted Power(dBm)				ERP(dBm)(Gt-Lc =-2.6)			
			QPSK	16QAM	64QAM	256QAM	QPSK	16QAM	64QAM	256QAM
1.4MHz	1 RB high	1779.3	23.82	22.87	21.76	18.85	21.22	20.27	19.16	16.25
		1745	23.82	22.98	21.76	18.83	21.22	20.38	19.16	16.23
		1710.7	23.83	22.95	22.27	18.99	21.23	20.35	19.67	16.39
	1 RB low	1779.3	23.80	22.85	21.58	18.82	21.20	20.25	18.98	16.22
		1745	23.81	22.98	21.61	18.82	21.21	20.38	19.01	16.22
		1710.7	23.84	22.92	22.21	19.01	21.24	20.32	19.61	16.41
	50% RB mid	1779.3	23.94	23.03	21.95	18.82	21.34	20.43	19.35	16.22
		1745	23.87	22.97	21.71	18.81	21.27	20.37	19.11	16.21
		1710.7	24.02	23.13	21.83	18.91	21.42	20.53	19.23	16.31
	100% RB	1779.3	22.84	22.10	20.89	18.84	20.24	19.50	18.29	16.24
		1745	22.83	22.02	20.81	18.85	20.23	19.42	18.21	16.25
		1710.7	22.93	22.20	20.90	18.93	20.33	19.60	18.30	16.33
3MHz	1 RB high	1778.5	23.82	22.94	21.67	18.86	21.22	20.34	19.07	16.26
		1745	23.77	22.87	21.67	18.81	21.17	20.27	19.07	16.21
		1711.5	23.94	23.04	21.82	18.98	21.34	20.44	19.22	16.38
	1 RB low	1778.5	23.82	22.89	21.66	18.84	21.22	20.29	19.06	16.24
		1745	23.83	22.94	21.54	18.86	21.23	20.34	18.94	16.26
		1711.5	23.93	23.05	21.68	18.94	21.33	20.45	19.08	16.34
	50% RB mid	1778.5	22.84	21.94	20.90	18.85	20.24	19.34	18.30	16.25
		1745	22.80	21.88	20.85	18.84	20.20	19.28	18.25	16.24
		1711.5	22.96	22.03	20.90	18.92	20.36	19.43	18.30	16.32
	100% RB	1778.5	22.88	21.89	20.91	18.88	20.28	19.29	18.31	16.28
		1745	22.81	21.81	20.83	18.82	20.21	19.21	18.23	16.22
		1711.5	22.98	21.96	21.02	18.95	20.38	19.36	18.42	16.35
5MHz	1 RB high	1777.5	23.96	22.92	22.05	18.97	21.36	20.32	19.45	16.37
		1745	23.94	22.95	22.02	18.93	21.34	20.35	19.42	16.33
		1712.5	24.07	23.07	22.28	19.13	21.47	20.47	19.68	16.53
	1 RB low	1777.5	23.94	22.96	22.18	18.93	21.34	20.36	19.58	16.33
		1745	23.94	23.02	22.09	18.98	21.34	20.42	19.49	16.38
		1712.5	24.04	23.06	22.31	19.12	21.44	20.46	19.71	16.52
	50% RB mid	1777.5	22.92	21.97	21.06	18.97	20.32	19.37	18.46	16.37
		1745	22.88	21.96	21.00	18.94	20.28	19.36	18.40	16.34
		1712.5	23.01	22.09	21.05	19.08	20.41	19.49	18.45	16.48
	100% RB	1777.5	22.95	21.91	20.97	18.96	20.35	19.31	18.37	16.36
		1745	22.88	21.84	20.91	18.90	20.28	19.24	18.31	16.30
		1712.5	23.08	22.02	21.08	19.06	20.48	19.42	18.48	16.46
10MHz	1 RB high	1775	23.90	22.95	21.81	19.03	21.30	20.35	19.21	16.43

		1745	23.87	22.87	21.75	18.94	21.27	20.27	19.15	16.34
		1715	23.92	23.05	21.84	19.04	21.32	20.45	19.24	16.44
	1 RB low	1775	23.92	23.03	21.65	18.99	21.32	20.43	19.05	16.39
		1745	23.89	22.90	21.60	18.96	21.29	20.30	19.00	16.36
		1715	23.97	23.04	21.68	19.07	21.37	20.44	19.08	16.47
		50% RB mid	1775	22.93	21.96	20.99	18.92	20.33	19.36	18.39
	1745		22.88	21.99	20.93	18.94	20.28	19.39	18.33	16.34
	1715		23.00	22.08	21.07	19.03	20.40	19.48	18.47	16.43
	100% RB	1775	22.96	21.97	20.95	18.90	20.36	19.37	18.35	16.30
		1745	22.87	21.90	20.88	18.85	20.27	19.30	18.28	16.25
1715		23.03	22.06	21.03	19.02	20.43	19.46	18.43	16.42	
15MHz	1 RB high	1772.5	23.94	23.26	22.39	19.26	21.34	20.66	19.79	16.66
		1745	23.90	23.26	22.30	19.23	21.30	20.66	19.70	16.63
		1717.5	23.91	23.32	22.36	19.28	21.31	20.72	19.76	16.68
	1 RB low	1772.5	23.96	23.20	22.28	19.23	21.36	20.60	19.68	16.63
		1745	23.91	23.27	22.29	19.27	21.31	20.67	19.69	16.67
		1717.5	24.02	23.42	22.36	19.37	21.42	20.82	19.76	16.77
	50% RB mid	1772.5	22.91	21.92	20.89	18.90	20.31	19.32	18.29	16.30
		1745	22.90	21.89	20.86	18.87	20.30	19.29	18.26	16.27
		1717.5	22.99	21.96	20.98	18.96	20.39	19.36	18.38	16.36
	100% RB	1772.5	22.94	21.97	20.96	18.96	20.34	19.37	18.36	16.36
		1745	22.89	21.90	20.91	18.91	20.29	19.30	18.31	16.31
		1717.5	23.00	22.04	21.01	19.02	20.40	19.44	18.41	16.42
20MHz	1 RB high	1770	23.93	23.63	21.89	18.96	21.33	21.03	19.29	16.36
		1745	23.93	23.61	21.84	18.93	21.33	21.01	19.24	16.33
		1720	23.91	23.48	21.91	18.95	21.31	20.88	19.31	16.35
	1 RB low	1770	23.85	23.67	22.12	18.88	21.25	21.07	19.52	16.28
		1745	23.87	23.54	22.24	18.94	21.27	20.94	19.64	16.34
		1720	24.00	23.73	22.13	18.98	21.40	21.13	19.53	16.38
	50% RB mid	1770	22.96	21.99	20.94	18.98	20.36	19.39	18.34	16.38
		1745	22.95	21.92	20.95	18.94	20.35	19.32	18.35	16.34
		1720	23.07	21.98	21.08	19.01	20.47	19.38	18.48	16.41
	100% RB	1770	22.94	21.99	20.99	18.94	20.34	19.39	18.39	16.34
		1745	22.92	21.96	20.98	18.94	20.32	19.36	18.38	16.34
		1720	23.07	22.08	21.09	19.07	20.47	19.48	18.49	16.47

LTE Band 71-ERP
Limits: $\leq 34.77\text{dBm}(3\text{W})$

Bandwidth	RB size/offset	Frequency (MHz)	Conducted Power(dBm)				ERP(dBm)(Gt-Lc =-3.4)			
			QPSK	16QAM	64QAM	256QAM	QPSK	16QAM	64QAM	256QAM
5MHz	1 RB high	695.5	23.33	22.25	21.32	19.18	17.78	16.70	15.77	13.63
		680.5	23.05	21.99	21.07	18.95	17.50	16.44	15.52	13.40
		665.5	23.30	22.22	21.30	19.16	17.75	16.67	15.75	13.61
	1 RB low	695.5	23.31	22.23	21.30	19.16	17.76	16.68	15.75	13.61
		680.5	22.87	21.81	20.90	18.80	17.32	16.26	15.35	13.25
		665.5	22.82	21.77	20.86	18.76	17.27	16.22	15.31	13.21
	50% RB mid	695.5	22.40	21.37	20.47	18.42	16.85	15.82	14.92	12.87
		680.5	22.42	21.39	20.49	18.43	16.87	15.84	14.94	12.88
		665.5	22.46	21.42	20.53	18.47	16.91	15.87	14.98	12.92
	100% RB	695.5	22.41	21.38	20.48	18.42	16.86	15.83	14.93	12.87
		680.5	22.38	21.35	20.45	18.40	16.83	15.80	14.90	12.85
		665.5	22.34	21.31	20.42	18.37	16.79	15.76	14.87	12.82
10MHz	1 RB high	693	23.28	22.31	21.22	19.12	17.73	16.76	15.67	13.57
		680.5	23.00	22.04	20.97	18.89	17.45	16.49	15.42	13.34
		668	23.25	22.28	21.19	19.09	17.70	16.73	15.64	13.54
	1 RB low	693	23.26	22.29	21.20	19.10	17.71	16.74	15.65	13.55
		680.5	22.82	21.87	20.80	18.74	17.27	16.32	15.25	13.19
		668	22.77	21.82	20.76	18.70	17.22	16.27	15.21	13.15
	50% RB mid	693	22.35	21.42	20.37	18.36	16.80	15.87	14.82	12.81
		680.5	22.37	21.44	20.39	18.37	16.82	15.89	14.84	12.82
		668	22.41	21.47	20.43	18.40	16.86	15.92	14.88	12.85
	100% RB	693	22.36	21.43	20.38	18.36	16.81	15.88	14.83	12.81
		680.5	22.33	21.40	20.35	18.34	16.78	15.85	14.80	12.79
		668	22.29	21.36	20.32	18.31	16.74	15.81	14.77	12.76
15MHz	1 RB high	690.5	23.21	22.22	21.16	19.04	17.66	16.67	15.61	13.49
		680.5	22.93	21.95	20.91	18.81	17.38	16.40	15.36	13.26
		670.5	23.18	22.19	21.13	19.01	17.63	16.64	15.58	13.46
	1 RB low	690.5	23.19	22.20	21.14	19.02	17.64	16.65	15.59	13.47
		680.5	22.75	21.78	20.74	18.66	17.20	16.23	15.19	13.11
		670.5	22.70	21.73	20.70	18.62	17.15	16.18	15.15	13.07
	50% RB mid	690.5	22.28	21.33	20.31	18.28	16.73	15.78	14.76	12.73
		680.5	22.30	21.35	20.33	18.29	16.75	15.80	14.78	12.74
		670.5	22.34	21.38	20.37	18.32	16.79	15.83	14.82	12.77
	100% RB	690.5	22.29	21.34	20.32	18.28	16.74	15.79	14.77	12.73
		680.5	22.26	21.31	20.29	18.26	16.71	15.76	14.74	12.71
		670.5	22.22	21.27	20.26	18.23	16.67	15.72	14.71	12.68
20MHz	1 RB high	688	23.86	22.24	21.17	18.97	18.31	16.69	15.62	13.42

		680.5	22.79	21.99	20.92	18.75	17.24	16.44	15.37	13.20
		673	23.03	22.21	21.14	18.95	17.48	16.66	15.59	13.40
	1 RB low	688	23.04	22.22	21.15	18.96	17.49	16.67	15.60	13.41
		680.5	22.95	21.97	21.35	18.13	17.40	16.42	15.80	12.58
		673	22.56	21.78	20.71	18.56	17.01	16.23	15.16	13.01
	50% RB mid	688	22.14	21.39	20.32	18.22	16.59	15.84	14.77	12.67
		680.5	22.16	21.41	20.34	18.23	16.61	15.86	14.79	12.68
		673	22.20	21.45	20.38	18.27	16.65	15.90	14.83	12.72
	100% RB	688	22.15	21.40	20.33	18.22	16.60	15.85	14.78	12.67
		680.5	22.12	21.38	20.31	18.20	16.57	15.83	14.76	12.65
		673	22.08	21.34	20.27	18.17	16.53	15.79	14.72	12.62

Note: Expanded measurement uncertainty is $U = 0.578$ dB, $k = 2$.

A.2 Emission Limit

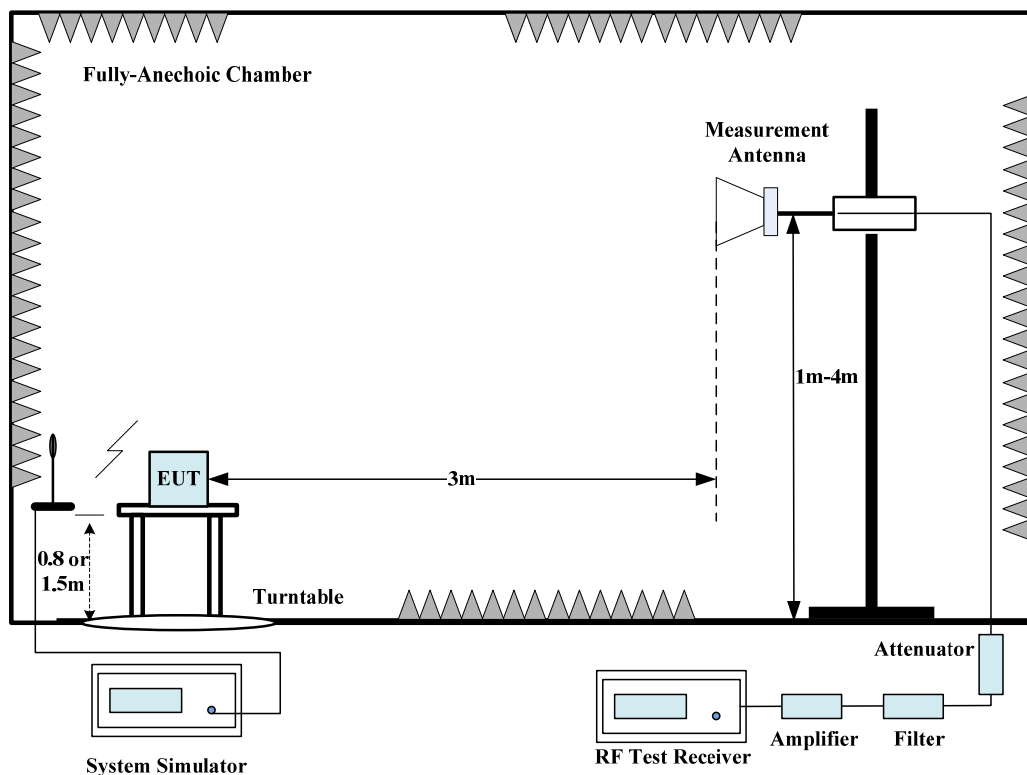
A.2.1 Measurement Method

The measurement procedures in TIA-603E-2016 are used.

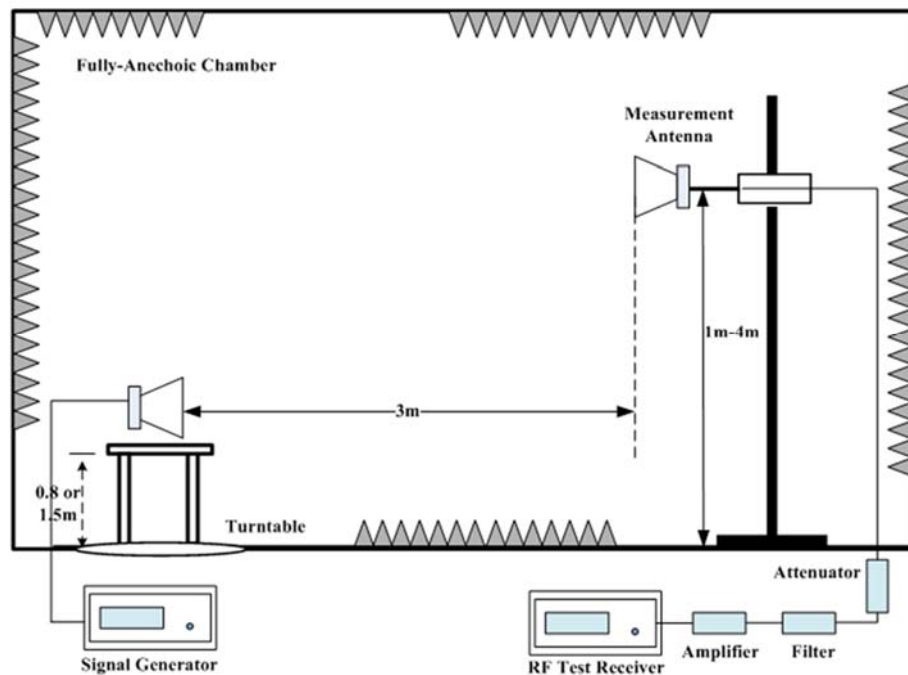
The spectrum was scanned from 30 MHz to the 10th harmonic of the highest frequency generated within the equipment, which is the transmitted carrier. The resolution bandwidth is set 1MHz. The spectrum was scanned with the mobile station transmitting at carrier frequencies that pertain to low, mid and high channels of each LTE Band.

The procedure of radiated spurious emissions is as follows:

For measurements performed at frequencies less than or equal to 1 GHz, the EUT was placed on a 80cm-high non-conductive support; For measurements performed at frequencies above 1GHz,EUT was placed on a 1.5-meter-high non-conductive support. A measurement antenna was placed on the antenna mast 3 meters from the EUT for emission measurements. In the initial test, the height of the measurement antenna was varied from 1 m to 4 m for the relative positioning that produces the maximum radiated signal level. The test setup refers to figure below. Detected emissions were maximized at each frequency by rotating the EUT through 360° and adjusting the receiving antenna polarization. The radiated emission measurements of all non-harmonic and harmonics of the transmit frequency through the 10th harmonic were measured with peak detector.



1. The EUT is then put into continuously transmitting mode at its maximum power level during the test. And the maximum value of the receiver should be recorded as (P_r).
2. The EUT shall be replaced by a substitution antenna. The test setup refers to figure below.



In the chamber, a substitution antenna for the frequency band of interest is placed at the reference point of the chamber. An RF Signal source for the frequency band of interest is connected to the substitution antenna with a cable that has been constructed to not interfere with the radiation pattern of the antenna. The height of measurement antenna varied between 1 m to 4 m to maximize the received signal amplitude for each emission that was detected and measured in the initial test. A power (P_{Mea}) is applied to the input of the substitution antenna and adjusts the level of the signal generator output until the value of the receiver reach the previously recorded (P_r). The power of signal source (P_{Mea}) is recorded. The test was performed with the measurement antenna in both vertical and horizontal polarization.

3. The Path loss (P_{pl}) between the Signal Source and the Substitution Antenna and the Substitution Antenna Gain (G_a) were recorded after test. A amplifier was connected in for the test. The Path loss (P_{pl}) is the summation of the cable loss and the gain of the amplifier.
4. The measurement results are obtained as described below:

$$\text{Power (EIRP)} = P_{Mea} - P_{pl} + G_a$$

This value is EIRP since the measurement is calibrated using an antenna of known gain (2.15 dBi) and known input power. ERP can be calculated from EIRP by subtracting the gain of the dipole, $ERP = EIRP - 2.15\text{dBi}$.

A.2.2 Measurement Limit

FDD Band 25: Part 24.238 specifies that the power of any emission outside of the authorized operating frequency ranges must be attenuated below the transmitting power (P) by a factor of at least $43 + 10 \log(P)$ dB.

FDD Band 12/13/71: Part 27.53(g) states for operations in the 600 MHz band and the 698–746 MHz band, the power of any emission outside a licensee's frequency band(s) of operation shall be attenuated below the transmitter power (P) within the licensed band(s) of operation, measured in watts, by at least $43 + 10 \log(P)$ dB. Compliance with this provision is based on the use of measurement instrumentation employing a resolution bandwidth of 100 kilohertz or greater.

However, in the 100 kilohertz bands immediately outside and adjacent to a licensee's frequency block, a resolution bandwidth of at least 30 kHz may be employed.

LTE Band 26(814MHz~824MHz): Part 90.691 states that out-of-band emission requirement shall apply only to the "outer" channels included in an EA license and to spectrum adjacent to interior channels used by incumbent licensees. The emission limits are as follows: For any frequency removed from the EA licensee's frequency block by up to and including 37.5 kHz, the power of any emission shall be attenuated below the transmitter power (P) in watts by at least $116\text{Log}_{10}(f/6.1)$ decibels or $50 + 10 \text{Log}_{10}(P)$ decibels or 80 decibels, whichever is the lesser attenuation, where f is the frequency removed from the center of the outer channel in the block in kilohertz and where f is greater than 12.5 kHz. For any frequency removed from the EA licensee's frequency block greater than 37.5 kHz, the power of any emission shall be attenuated below the transmitter power (P) in watts by at least $43 + 10\text{Log}_{10}(P)$ decibels or 80 decibels, whichever is the lesser attenuation, where f is the frequency removed from the center of the outer channel in the block in kilohertz and where f is greater than 37.5 kHz.

FDD Band 26(824MHz~849MHz): Part 22.917 specifies that the power of any emission outside of the authorized operating frequency ranges must be attenuated below the transmitting power (P) by a factor of at least $43 + 10 \log(P)$ dB.

FDD Band 7/TDD Band 41: Part 27.53(m) specifies for mobile digital stations, the attenuation factor shall be not less than $40 + 10 \log (P)$ dB on all frequencies between the channel edge and 5 megahertz from the channel edge, $43 + 10 \log (P)$ dB on all frequencies between 5 megahertz and X megahertz from the channel edge, and $55 + 10 \log (P)$ dB on all frequencies more than X megahertz from the channel edge, where X is the greater of 6 megahertz or the actual emission bandwidth as defined in paragraph (m)(6) of this section. In addition, the attenuation factor shall not be less that $43 + 10 \log (P)$ dB on all frequencies between 2490.5 MHz and 2496 MHz and $55 + 10 \log (P)$ dB at or below 2490.5 MHz. Mobile Satellite Service licensees operating on frequencies below 2495 MHz may also submit a documented interference complaint against BRS licensees operating on channel BRS Channel 1 on the same terms and conditions as adjacent channel BRS or EBS licensees.

FDD Band 66: Part 27.53(h) specifies that the power of any emission outside of the authorized operating frequency ranges must be attenuated below the transmitting power (P) by a factor of at least $43 + 10 \log(P)$ dB.

A.2.3 Measurement Results

Radiated emissions measurements were made only at the upper, middle, and lower carrier frequencies of each LTE Band. It was decided that measurements at these three carrier frequencies would be sufficient to demonstrate compliance with emissions limits because it was seen that all the significant spurs occur well outside the band and no radiation was seen from a carrier in one block of each LTE Band into any of the other blocks. The equipment must still, however, meet emissions requirements with the carrier at all frequencies over which it is capable of operating and it is the manufacturer's responsibility to verify this. The range of evaluated frequency is from 30MHz to 26GHz.

Note 1: Both of Vertical and Horizontal polarizations are evaluated, but only the worst case is recorded in this report.

A.2.4 Measurement Results Table

Frequency	Channel	Frequency Range	Result
LTE Bands	Low	9kHz-26GHz	Pass
	Middle	9kHz-26GHz	Pass
	High	9kHz-26GHz	Pass

A.2.5 Sweep Table

Subrange	RBW	VBW
9~150 kHz	0.2kHz	0.6kHz
150kHz~30MHz	9kHz	27kHz
30MHz~1 GHz	100KHz	300KHz
1~20 GHz	1 MHz	3 MHz

A.2.6 Measurement Result

Band 7, 5MHz, CH20775, QPSK

Frequency (MHz)	SG (dBm)	CableLoss (dB)	AntennaGain (dBi)	Peak EIRP (dBm)	Limit (dBm)	Margin (dB)	Polarization
5014.00	-60.33	5.12	10.53	-54.92	-25.00	29.92	H
7508.00	-53.65	7.70	12.36	-48.99	-25.00	23.99	H
10010.50	-46.07	9.35	13.38	-42.04	-25.00	17.04	H
12513.50	-40.15	12.37	13.60	-38.92	-25.00	13.92	H
15016.00	-44.47	14.74	14.10	-45.11	-25.00	20.11	H
17519.50	-36.11	19.70	14.42	-41.39	-25.00	16.39	H

Band 7, 5MHz, CH21100, QPSK

Frequency (MHz)	SG (dBm)	CableLoss (dB)	AntennaGain (dBi)	Peak EIRP (dBm)	Limit (dBm)	Margin (dB)	Polarization
5070.50	-60.39	5.30	10.53	-55.16	-25.00	30.16	V
7610.50	-56.39	6.59	12.30	-50.68	-25.00	25.68	V
10138.50	-52.64	9.75	13.24	-49.15	-25.00	24.15	H
12676.00	-49.25	11.70	13.52	-47.43	-25.00	22.43	H
15203.50	-46.50	15.12	14.00	-47.62	-25.00	22.62	H
17747.50	-37.28	19.56	14.65	-42.19	-25.00	17.19	H

Band 7, 5MHz, CH21425, QPSK

Frequency (MHz)	SG (dBm)	CableLoss (dB)	AntennaGain (dBi)	Peak EIRP (dBm)	Limit (dBm)	Margin (dB)	Polarization
5135.00	-58.68	5.55	10.58	-53.65	-25.00	28.65	V
7703.00	-56.97	6.72	12.40	-51.29	-25.00	26.29	V
10270.00	-50.14	10.76	13.30	-47.60	-25.00	22.60	H
12838.50	-44.67	13.04	13.50	-44.21	-25.00	19.21	H
15415.00	-45.45	14.92	13.77	-46.60	-25.00	21.60	H
17976.00	-36.70	19.99	14.80	-41.89	-25.00	16.89	V

Band 12, 1.4MHz, CH23017, QPSK

Frequency (MHz)	SG (dBm)	CableLoss (dB)	AntennaGain (dBi)	Correction	Peak ERP (dBm)	Limit (dBm)	Margin (dB)	Polarization
2799.50	-46.30	5.27	7.20	2.15	-46.52	-13.00	33.52	V
4198.50	-43.26	4.16	9.30	2.15	-40.27	-13.00	27.27	V
4898.50	-41.67	4.86	10.10	2.15	-38.58	-13.00	25.58	H
5598.50	-38.26	5.66	11.00	2.15	-35.07	-13.00	22.07	H
6298.00	-42.78	6.07	11.20	2.15	-39.80	-13.00	26.80	H
6998.50	-45.17	7.81	11.60	2.15	-43.53	-13.00	30.53	H

Band 12, 1.4MHz, CH23095, QPSK

Frequency (MHz)	SG (dBm)	CableLoss (dB)	AntennaGain (dBi)	Correction	Peak ERP (dBm)	Limit (dBm)	Margin (dB)	Polarization
2831.00	-46.83	5.03	7.28	2.15	-46.73	-13.00	33.73	V
4245.00	-45.14	4.94	9.40	2.15	-42.83	-13.00	29.83	V
4953.00	-45.14	4.91	10.35	2.15	-41.85	-13.00	28.85	H
5660.50	-39.05	5.73	11.06	2.15	-35.87	-13.00	22.87	V
6368.00	-41.40	5.76	11.30	2.15	-38.01	-13.00	25.01	H
7076.00	-46.50	6.90	11.70	2.15	-43.85	-13.00	30.85	H

Band 12, 1.4MHz, CH23173, QPSK

Frequency (MHz)	SG (dBm)	CableLoss (dB)	AntennaGain (dBi)	Correction	Peak ERP (dBm)	Limit (dBm)	Margin (dB)	Polarization
2847.50	-46.11	5.05	7.30	2.15	-46.01	-13.00	33.01	H
4293.00	-45.75	4.65	9.40	2.15	-43.15	-13.00	30.15	H
5007.50	-43.43	5.14	10.52	2.15	-40.20	-13.00	27.20	H
5723.00	-38.55	5.90	10.95	2.15	-35.65	-13.00	22.65	V
6438.00	-41.67	6.87	11.30	2.15	-39.39	-13.00	26.39	H
7154.00	-46.39	6.70	11.81	2.15	-43.43	-13.00	30.43	H

Band 13, 5MHz, CH23205, QPSK

Frequency (MHz)	SG (dBm)	CableLoss (dB)	AntennaGain (dBi)	Correction	Peak ERP (dBm)	Limit (dBm)	Margin (dB)	Polarization
2339.25	-45.45	4.44	5.62	2.15	-46.42	-13.00	33.42	H
3897.50	-38.59	6.11	8.76	2.15	-38.09	-13.00	25.09	H
4677.50	-35.85	6.49	9.58	2.15	-34.91	-13.00	21.91	H
5457.50	-38.00	6.90	10.54	2.15	-36.51	-13.00	23.51	H
6237.50	-40.02	7.42	10.74	2.15	-38.85	-13.00	25.85	V
7017.50	-40.38	8.27	11.62	2.15	-39.18	-13.00	26.18	V

Band 13, 5MHz, CH23230, QPSK

Frequency (MHz)	SG (dBm)	CableLoss (dB)	AntennaGain (dBi)	Correction	Peak ERP (dBm)	Limit (dBm)	Margin (dB)	Polarization
2346.70	-42.57	4.45	5.64	2.15	-43.53	-13.00	30.53	H
3910.00	-41.72	6.12	8.77	2.15	-41.22	-13.00	28.22	V
4692.50	-37.06	6.50	9.59	2.15	-36.12	-13.00	23.12	V
5475.00	-39.79	6.97	10.57	2.15	-38.34	-13.00	25.34	H
6257.50	-43.66	7.45	10.76	2.15	-42.50	-13.00	29.50	H
7040.00	-39.84	8.24	11.65	2.15	-38.58	-13.00	25.58	H

Band 13, 5MHz, CH23255, QPSK

Frequency (MHz)	SG (dBm)	CableLoss (dB)	AntennaGain (dBi)	Correction	Peak ERP (dBm)	Limit (dBm)	Margin (dB)	Polarization
2353.65	-43.78	4.46	5.66	2.15	-44.73	-13.00	31.73	V
3922.50	-43.59	6.12	8.79	2.15	-43.07	-13.00	30.07	H
4707.50	-37.57	6.51	9.61	2.15	-36.62	-13.00	23.62	H
5492.50	-38.42	7.03	10.59	2.15	-37.01	-13.00	24.01	V
6277.50	-43.16	7.49	10.78	2.15	-42.02	-13.00	29.02	H
7062.50	-42.45	8.21	11.68	2.15	-41.13	-13.00	28.13	H

Band 25, 1.4MHz, CH26047, QPSK

Frequency (MHz)	SG (dBm)	CableLoss (dB)	AntennaGain (dBi)	Peak ERP (dBm)	Limit (dBm)	Margin (dB)	Polarization
3701.50	-58.76	3.47	8.35	-53.88	-13.00	40.88	H
5552.00	-50.80	5.32	11.00	-45.12	-13.00	32.12	H
7403.00	-42.01	8.08	12.15	-37.94	-13.00	24.94	H
9254.00	-30.14	8.85	13.70	-25.29	-13.00	12.29	H
11105.00	-39.06	9.75	13.50	-35.31	-13.00	22.31	H
12955.50	-43.20	12.50	13.67	-42.03	-13.00	29.03	H

Band 25, 1.4MHz, CH26365, QPSK

Frequency (MHz)	SG (dBm)	CableLoss (dB)	AntennaGain (dBi)	Peak ERP (dBm)	Limit (dBm)	Margin (dB)	Polarization
3765.00	-57.29	3.79	8.63	-52.45	-13.00	39.45	H
5648.00	-54.74	5.60	11.00	-49.34	-13.00	36.34	H
7530.00	-40.65	7.72	12.38	-35.99	-13.00	22.99	H
9413.00	-29.03	9.06	13.60	-24.49	-13.00	11.49	H
11296.00	-35.70	10.61	13.60	-32.71	-13.00	19.71	H
13178.00	-40.16	13.15	14.23	-39.08	-13.00	26.08	H

Band 25, 1.4MHz, CH26683, QPSK

Frequency (MHz)	SG (dBm)	CableLoss (dB)	AntennaGain (dBi)	Peak ERP (dBm)	Limit (dBm)	Margin (dB)	Polarization
3828.50	-57.70	3.92	8.62	-53.00	-13.00	40.00	V
5743.00	-51.87	5.86	10.91	-46.82	-13.00	33.82	H
7657.00	-40.81	6.90	12.36	-35.35	-13.00	22.35	H
9572.00	-29.80	8.64	13.44	-25.00	-13.00	12.00	H
11486.00	-29.85	12.28	13.44	-28.69	-13.00	15.69	H
13401.00	-39.73	12.46	14.50	-37.69	-13.00	24.69	H

Band 26(824MHz~849MHz), 1.4MHz, CH26797, QPSK

Frequency (MHz)	SG (dBm)	CableLoss (dB)	AntennaGain (dBi)	Correction (dB)	Peak ERP (dBm)	Limit (dBm)	Margin (dB)	Polarization
2482.50	-48.17	4.34	5.82	2.15	-48.84	-13.00	35.84	H
4948.50	-54.55	4.91	10.30	2.15	-51.31	-13.00	38.31	V
5773.50	-49.77	5.68	10.90	2.15	-46.70	-13.00	33.70	H
6598.50	-44.59	7.10	11.40	2.15	-42.44	-13.00	29.44	H
7433.50	-51.75	7.90	12.18	2.15	-49.62	-13.00	36.62	V
8249.00	-53.58	7.59	12.80	2.15	-50.52	-13.00	37.52	H

Band 26, 1.4MHz, CH26915, QPSK

Frequency (MHz)	SG (dBm)	CableLoss (dB)	AntennaGain (dBi)	Correction (dB)	Peak ERP (dBm)	Limit (dBm)	Margin (dB)	Polarization
2506.50	-48.23	4.43	5.80	2.15	-49.01	-13.00	36.01	H
5019.50	-54.09	5.10	10.54	2.15	-50.80	-13.00	37.80	V
5856.50	-47.45	5.61	10.84	2.15	-44.37	-13.00	31.37	H
6692.50	-45.78	6.20	11.49	2.15	-42.64	-13.00	29.64	V
7521.00	-51.67	7.71	12.37	2.15	-49.16	-13.00	36.16	H
8364.00	-52.53	8.22	13.00	2.15	-49.90	-13.00	36.90	V

Band 26, 1.4MHz, CH27033, QPSK

Frequency (MHz)	SG (dBm)	CableLoss (dB)	AntennaGain (dBi)	Correction (dB)	Peak ERP (dBm)	Limit (dBm)	Margin (dB)	Polarization
2545.50	-46.99	4.61	5.80	2.15	-47.95	-13.00	34.95	H
4242.00	-48.05	4.43	9.39	2.15	-45.24	-13.00	32.24	V
5090.50	-50.74	5.30	10.51	2.15	-47.68	-13.00	34.68	V
5939.00	-42.56	6.00	10.98	2.15	-39.73	-13.00	26.73	H
6787.50	-39.39	6.39	11.58	2.15	-36.35	-13.00	23.35	V
8484.00	-47.75	8.88	13.18	2.15	-45.60	-13.00	32.60	H

Band 26(814MHz~824MHz), 1.4MHz, CH26697, QPSK

Frequency (MHz)	SG (dBm)	CableLoss (dB)	AntennaGain (dBi)	Correction (dB)	Peak ERP (dBm)	Limit (dBm)	Margin (dB)	Polarization
2444.50	-46.03	4.55	5.91	2.15	-46.82	-13.00	33.82	H
4888.50	-49.58	4.81	10.11	2.15	-46.43	-13.00	33.43	V
5703.50	-43.73	5.67	10.99	2.15	-40.56	-13.00	27.56	H
6518.50	-32.75	6.27	11.37	2.15	-29.80	-13.00	16.80	H
7333.00	-46.88	7.71	12.10	2.15	-44.64	-13.00	31.64	V
8148.00	-50.60	8.19	12.70	2.15	-48.24	-13.00	35.24	H

Band 26, 1.4MHz, CH26740, QPSK

Frequency (MHz)	SG (dBm)	CableLoss (dB)	AntennaGain (dBi)	Correction (dB)	Peak ERP (dBm)	Limit (dBm)	Margin (dB)	Polarization
2457.50	-45.04	4.42	5.84	2.15	-45.77	-13.00	32.77	V
4915.00	-49.39	4.95	10.23	2.15	-46.26	-13.00	33.26	V
5733.50	-43.77	5.88	10.93	2.15	-40.87	-13.00	27.87	H
6553.00	-32.48	6.31	11.40	2.15	-29.54	-13.00	16.54	H
7372.00	-44.53	7.43	12.10	2.15	-42.01	-13.00	29.01	V
8191.50	-50.54	7.32	12.70	2.15	-47.31	-13.00	34.31	V

Band 26, 1.4MHz, CH26783, QPSK

Frequency (MHz)	SG (dBm)	CableLoss (dB)	AntennaGain (dBi)	Correction (dB)	Peak ERP (dBm)	Limit (dBm)	Margin (dB)	Polarization
2470.00	-44.41	4.32	5.83	2.15	-45.05	-13.00	32.05	H
4940.00	-52.71	4.90	10.28	2.15	-49.48	-13.00	36.48	V
5764.00	-44.01	5.80	10.90	2.15	-41.06	-13.00	28.06	H
6587.00	-31.94	7.21	11.40	2.15	-29.90	-13.00	16.90	H
7410.50	-47.02	8.04	12.16	2.15	-45.05	-13.00	32.05	H
8234.00	-52.39	7.61	12.78	2.15	-49.37	-13.00	36.37	H

Band 41, 5MHz, CH39675, QPSK

Frequency (MHz)	SG (dBm)	CableLoss (dB)	AntennaGain (dBi)	Peak EIRP (dBm)	Limit (dBm)	Margin (dB)	Polarization
4997.50	-43.79	5.17	10.40	-38.56	-25.00	13.56	V
7496.00	-46.53	7.70	12.30	-41.93	-25.00	16.93	H
9995.00	-40.65	9.36	13.40	-36.61	-25.00	11.61	H
12493.00	-37.95	12.34	13.59	-36.70	-25.00	11.70	H
14992.00	-45.55	14.77	14.10	-46.22	-25.00	21.22	H
17490.50	-35.96	19.74	14.39	-41.31	-25.00	16.31	H

Band 41, 5MHz, CH40620, QPSK

Frequency (MHz)	SG (dBm)	CableLoss (dB)	AntennaGain (dBi)	Peak EIRP (dBm)	Limit (dBm)	Margin (dB)	Polarization
5186.00	-57.34	5.75	10.51	-52.58	-25.00	27.58	H
7779.50	-52.60	7.37	12.40	-47.57	-25.00	22.57	H
10372.50	-44.20	10.73	13.30	-41.63	-25.00	16.63	H
12966.00	-41.25	12.53	13.70	-40.08	-25.00	15.08	V
15559.50	-41.42	16.71	13.60	-44.53	-25.00	19.53	V
17997.00	-36.42	19.94	14.80	-41.56	-25.00	16.56	V

Band 41, 5MHz, CH41565, QPSK

Frequency (MHz)	SG (dBm)	CableLoss (dB)	AntennaGain (dBi)	Peak EIRP (dBm)	Limit (dBm)	Margin (dB)	Polarization
5375.00	-56.83	5.75	10.65	-51.93	-25.00	26.93	H
8063.00	-47.33	7.86	12.76	-42.43	-25.00	17.43	H
10751.00	-44.72	9.83	13.25	-41.30	-25.00	16.30	H
13438.50	-41.26	12.56	14.54	-39.28	-25.00	14.28	H
16125.50	-42.66	17.04	13.45	-46.25	-25.00	21.25	H
17991.50	-36.28	19.95	14.80	-41.43	-25.00	16.43	H

Band 66, 1.4MHz, CH131979, QPSK

Frequency (MHz)	SG (dBm)	CableLoss (dB)	AntennaGain (dBi)	Peak EIRP (dBm)	Limit (dBm)	Margin (dB)	Polarization
6843.00	-60.18	6.54	11.51	-55.21	-13.00	42.21	H
8554.00	-47.90	8.52	13.20	-43.22	-13.00	30.22	H
10264.50	-43.96	10.80	13.30	-41.46	-13.00	28.46	H
11975.50	-44.23	12.28	13.00	-43.51	-13.00	30.51	V
13690.50	-56.60	13.02	14.70	-54.92	-13.00	41.92	H
17108.00	-49.11	18.45	14.01	-53.55	-13.00	40.55	H

Band 66, 1.4MHz, CH132322, QPSK

Frequency (MHz)	SG (dBm)	CableLoss (dB)	AntennaGain (dBi)	Peak EIRP (dBm)	Limit (dBm)	Margin (dB)	Polarization
6980.50	-56.35	8.06	11.60	-52.81	-13.00	39.81	H
8725.50	-47.47	8.45	13.32	-42.60	-13.00	29.60	H
10470.50	-43.91	10.36	13.23	-41.04	-13.00	28.04	H
12215.50	-51.49	12.17	13.23	-50.43	-13.00	37.43	V
15706.50	-51.53	16.64	13.39	-54.78	-13.00	41.78	H
17456.00	-46.76	19.26	14.36	-51.66	-13.00	38.66	V

Band 66, 1.4MHz, CH132665, QPSK

Frequency (MHz)	SG (dBm)	CableLoss (dB)	AntennaGain (dBi)	Peak EIRP (dBm)	Limit (dBm)	Margin (dB)	Polarization
7117.50	-51.81	6.56	11.70	-46.67	-13.00	33.67	H
8897.00	-40.42	8.04	13.40	-35.06	-13.00	22.06	H
10676.50	-45.44	10.04	13.22	-42.26	-13.00	29.26	H
12456.00	-48.04	12.89	13.56	-47.37	-13.00	34.37	H
16014.50	-47.53	17.47	13.40	-51.60	-13.00	38.60	H
17782.00	-48.19	19.55	14.68	-53.06	-13.00	40.06	H

Band 71, 5MHz, CH133147, QPSK

Frequency (MHz)	SG (dBm)	CableLoss (dB)	AntennaGain (dBi)	Correction	Peak ERP (dBm)	Limit (dBm)	Margin (dB)	Polarization
1997.00	-51.71	3.37	4.60	2.15	-52.63	-13.00	39.63	H
2661.50	-48.04	4.75	6.50	2.15	-48.44	-13.00	35.44	V
4660.00	-55.72	5.02	9.76	2.15	-53.13	-13.00	40.13	H
5325.50	-56.83	5.08	10.52	2.15	-53.54	-13.00	40.54	H
5991.00	-53.14	5.67	10.82	2.15	-50.14	-13.00	37.14	V
6656.50	-49.06	6.21	11.46	2.15	-45.96	-13.00	32.96	V

Band 71, 5MHz, CH133297, QPSK

Frequency (MHz)	SG (dBm)	CableLoss (dB)	AntennaGain (dBi)	Correction	Peak ERP (dBm)	Limit (dBm)	Margin (dB)	Polarization
2042.00	-50.52	3.71	4.78	2.15	-51.60	-13.00	38.60	V
2715.50	-46.89	4.88	6.70	2.15	-47.22	-13.00	34.22	H
4774.50	-57.81	4.81	9.83	2.15	-54.94	-13.00	41.94	V
5433.00	-58.18	5.55	10.78	2.15	-55.10	-13.00	42.10	V
6126.50	-53.65	6.13	11.10	2.15	-50.83	-13.00	37.83	H
6807.00	-51.71	6.38	11.54	2.15	-48.70	-13.00	35.70	V

Band 71, 5MHz, CH133447, QPSK

Frequency (MHz)	SG (dBm)	CableLoss (dB)	AntennaGain (dBi)	Correction (dB)	Peak ERP (dBm)	Limit (dBm)	Margin (dB)	Polarization
2072.50	-51.13	3.52	4.87	2.15	-51.93	-13.00	38.93	V
2772.00	-46.55	4.88	7.09	2.15	-46.49	-13.00	33.49	V
4163.50	-57.87	3.95	9.34	2.15	-54.63	-13.00	41.63	H
5563.50	-56.64	5.37	11.00	2.15	-53.16	-13.00	40.16	H
6258.50	-54.10	6.14	11.16	2.15	-51.23	-13.00	38.23	V
6968.50	-53.06	8.22	11.60	2.15	-51.83	-13.00	38.83	V

Note: Peak EIRP (dBm) = P_{Mea}(dBm) - Path Loss(dB) + Antenna Gain(dBi)

Note: Expanded measurement uncertainty is U = 5.62 dB, k = 2.

A.3 Frequency Stability

A.3.1 Method of Measurement

Frequency stability is a measure of the frequency drift due to temperature and supply voltage variations, with reference to the frequency measured at +20 °C and rated supply voltage. Two reference points are established at the applicable unwanted emissions limit using a RBW equal to the RBW required by the unwanted emissions specification of the applicable regulatory standard. These reference points measured using the lowest and highest channel of operation shall be identified as F_L and F_H respectively.

In order to measure the carrier frequency under the condition of AFC lock, it is necessary to make measurements with the EUT in a “call mode”. This is accomplished with the use of CMW500.

1. Measure the carrier frequency at room temperature.
2. Subject the EUT to overnight soak at -30°C.
3. With the EUT, powered via nominal voltage, connected to the CMW500, and in a simulated call on middle channel for each LTE band, measure the carrier frequency. These measurements should be made within 2 minutes of Powering up the EUT, to prevent significant self-warming.
4. Repeat the above measurements at 10°C increments from -30°C to +50°C. Allow at least 1.5 hours at each temperature, unpowered, before making measurements.
5. Re-measure carrier frequency at room temperature with nominal voltage. Vary supply voltage from minimum voltage to maximum voltage, in 0.1Volt increments re-measuring carrier frequency at each voltage. Pause at nominal voltage for 1.5 hours unpowered, to allow any self-heating to stabilize, before continuing.
6. Subject the EUT to overnight soak at +50°C.
7. With the EUT, powered via nominal voltage, connected to the CMW500 and in a simulated call on the center channel, measure the carrier frequency. These measurements should be made within 2 minutes of Powering up the EUT, to prevent significant self-warming.
8. Repeat the above measurements at 10 °C decrements from +50°C to -30°C. Allow at least 1.5 hours at each temperature, unpowered, before making measurements.
9. At all temperature levels hold the temperature to +/- 0.5°C during the measurement procedure.

The frequency stability shall be sufficient to ensure that the fundamental emission stays within the authorized frequency block. As this transceiver is considered "Hand carried, battery powered equipment" Section 2.1055(d)(2) applies. This requires that the lower voltage for frequency stability testing be specified by the manufacturer. This transceiver is specified to operate with an input voltage of the lower, higher and nominal voltage. Operation above or below these voltage limits is prohibited by transceiver software in order to prevent improper operation as well as to protect components from overstress.

A.3.2 Measurement results

LTE Band 7, 20MHz bandwidth QPSK (worst case of all bandwidths)

Frequency Error vs Temperature

Temperature(°C)	Voltage(V)	F _L (MHz)	F _H (MHz)	Offset(Hz)	Frequency error(ppm)
20	3.85	2500.577	2569.359		
50				0.72	0.0003
40				2.02	0.0008
30				35.08	0.0138
10				6.58	0.0026
0				-7.12	0.0028
-10				3.63	0.0014
-20				4.66	0.0018
-30				6.51	0.0026

Frequency Error vs Voltage

Voltage(V)	Temperature(°C)	F _L (MHz)	F _H (MHz)	Offset(Hz)	Frequency error(ppm)
3.6	20	2500.577	2569.359	3.49	0.0014
4.4				3.39	0.0013

LTE Band 12, 10MHz bandwidth QPSK (worst case of all bandwidths)

Frequency Error vs Temperature

Temperature(°C)	Voltage(V)	F _L (MHz)	F _H (MHz)	Offset(Hz)	Frequency error(ppm)
20	3.85	699.465	715.519		
50				-14.55	0.0206
40				-12.95	0.0183
30				-14.49	0.0205
10				-14.98	0.0212
0				-14.58	0.0206
-10				-14.06	0.0199
-20				-15.02	0.0212
-30				-12.47	0.0176

Frequency Error vs Voltage

Voltage(V)	Temperature(°C)	F _L (MHz)	F _H (MHz)	Offset(Hz)	Frequency error(ppm)
3.6	20	699.465	715.519	-11.44	0.0162
4.4				-16.47	0.0233

LTE Band 13, 10MHz bandwidth QPSK (worst case of all bandwidths)
Frequency Error vs Temperature

Temperature(°C)	Voltage(V)	F _L (MHz)	F _H (MHz)	Offset(Hz)	Frequency error(ppm)
20	3.85	777.465	786.519		
50				-0.72	0.0009
40				-2.20	0.0028
30				1.36	0.0017
10				-0.76	0.0010
0				-0.19	0.0002
-10				0.86	0.0011
-20				-1.00	0.0013
-30				0.24	0.0003

Frequency Error vs Voltage

Voltage(V)	Temperature(°C)	F _L (MHz)	F _H (MHz)	Offset(Hz)	Frequency error(ppm)
3.6	20	777.465	786.519	-2.70	0.0035
4.4				-1.03	0.0013

LTE Band 25, 20MHz bandwidth QPSK (worst case of all bandwidths)
Frequency Error vs Temperature

Temperature(°C)	Voltage(V)	F _L (MHz)	F _H (MHz)	Offset(Hz)	Frequency error(ppm)
20	3.85	1850.833	1914.199		
50				0.37	0.0002
40				0.16	0.0001
30				1.95	0.0010
10				0.80	0.0004
0				-13.19	0.0070
-10				-0.10	0.0001
-20				23.26	0.0124
-30				-1.07	0.0006

Frequency Error vs Voltage

Voltage(V)	Temperature(°C)	F _L (MHz)	F _H (MHz)	Offset(Hz)	Frequency error(ppm)
3.6	20	1850.833	1914.199	-5.49	0.0029
4.4				-2.06	0.0011

LTE Band 26(814MHz~824MHz), 10MHz bandwidth QPSK (worst case of all bandwidths)
Frequency Error vs Temperature

Temperature(°C)	Voltage(V)	F _L (MHz)	F _H (MHz)	Offset(Hz)	Frequency error(ppm)
20	3.85	814.385	823.615		
50				-0.07	0.0001
40				-1.33	0.0016
30				-0.10	0.0001
10				-0.94	0.0011
0				0.31	0.0004
-10				0.01	0.0000
-20				16.11	0.0197
-30				1.62	0.0020

Frequency Error vs Voltage

Voltage(V)	Temperature(°C)	F _L (MHz)	F _H (MHz)	Offset(Hz)	Frequency error(ppm)
3.6	20	814.385	823.615	-0.54	0.0007
4.4				0.01	0.0000

LTE Band 26(824MHz~849MHz), 15MHz bandwidth QPSK (worst case of all bandwidths)
Frequency Error vs Temperature

Temperature(°C)	Voltage(V)	F _L (MHz)	F _H (MHz)	Offset(Hz)	Frequency error(ppm)
20	3.85	824.553	848.471		
50				2.57	0.0031
40				0.99	0.0012
30				0.70	0.0008
10				2.60	0.0031
0				-0.44	0.0005
-10				2.78	0.0033
-20				2.73	0.0033
-30				1.83	0.0022

Frequency Error vs Voltage

Voltage(V)	Temperature(°C)	F _L (MHz)	F _H (MHz)	Offset(Hz)	Frequency error(ppm)
3.6	20	824.553	848.471	1.97	0.0024
4.4				1.89	0.0023

LTE Band 41, 20MHz bandwidth QPSK (worst case of all bandwidths)
Frequency Error vs Temperature

Temperature(°C)	Voltage(V)	F _L (MHz)	F _H (MHz)	Offset(Hz)	Frequency error(ppm)
20	3.85	2496.353	2689.519		
50				2.72	0.0010
40				2.45	0.0009
30				3.48	0.0013
10				0.64	0.0002
0				3.15	0.0012
-10				32.17	0.0124
-20				3.32	0.0013
-30				-13.25	0.0051

Frequency Error vs Voltage

Voltage(V)	Temperature(°C)	F _L (MHz)	F _H (MHz)	Offset(Hz)	Frequency error(ppm)
3.6	20	2496.353	2689.519	-0.17	0.0001
4.4				3.23	0.0012

LTE Band 66, 20MHz bandwidth QPSK (worst case of all bandwidths)
Frequency Error vs Temperature

Temperature(°C)	Voltage(V)	F _L (MHz)	F _H (MHz)	Offset(Hz)	Frequency error(ppm)
20	3.85	1710.801	1779.231		
50				-20.97	0.0120
40				-20.95	0.0120
30				-19.38	0.0111
10				-20.24	0.0116
0				-22.70	0.0130
-10				-18.42	0.0106
-20				-19.58	0.0112
-30				-20.03	0.0115

Frequency Error vs Voltage

Voltage(V)	Temperature(°C)	F _L (MHz)	F _H (MHz)	Offset(Hz)	Frequency error(ppm)
3.6	20	1710.801	1779.231	0.47	0.0003
4.4				-0.70	0.0004

LTE Band 71, 20MHz bandwidth QPSK (worst case of all bandwidths)
Frequency Error vs Temperature

Temperature(°C)	Voltage(V)	F _L (MHz)	F _H (MHz)	Offset(Hz)	Frequency error(ppm)
20	3.85	663.994	697.006		
50				0.87	0.0013
40				-4.75	0.0070
30				-1.07	0.0016
10				-3.18	0.0047
0				1.49	0.0022
-10				-0.13	0.0002
-20				-0.84	0.0012
-30				15.91	0.0234

Frequency Error vs Voltage

Voltage(V)	Temperature(°C)	F _L (MHz)	F _H (MHz)	Offset(Hz)	Frequency error(ppm)
3.6	20	663.994	697.006	-1.27	0.0019
4.4				-0.19	0.0003

Note: Expanded measurement uncertainty is $U = 0.01$ PPM, $k = 2$.

A.4 Occupied Bandwidth

Occupied bandwidth measurements are only provided for selected frequencies in order to reduce the amount of submitted data. Data were taken at the mid frequencies frequency. The table below lists the measured 99% BW. Spectrum analyzer plots are included on the following pages.

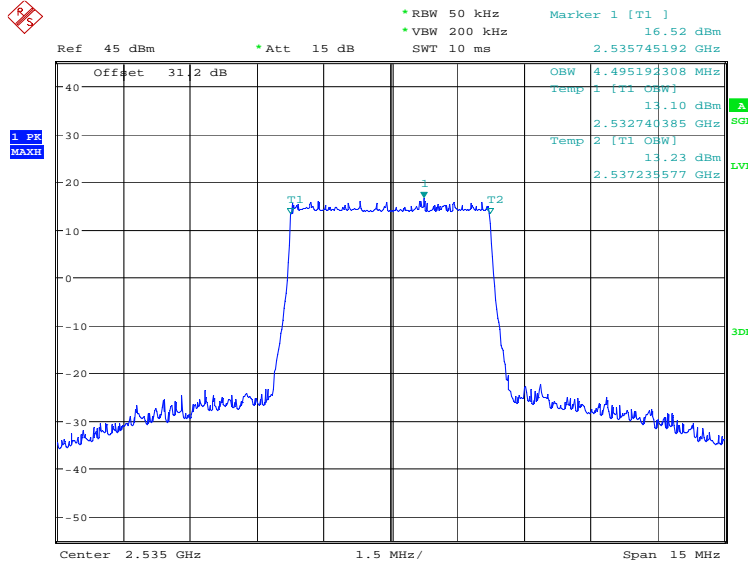
The measurement method is from ANSI C63.26:

- a) The spectrum analyzer center frequency is set to the nominal EUT channel center frequency. The frequency span for the spectrum analyzer shall be set wide enough to capture all modulation products including the emission skirts.
- b) The nominal IF filter 3 dB bandwidth (RBW) shall be in the range of 1% to 5% of the anticipated OBW, and the VBW shall be set $\geq 3 \times$ RBW.
- c) Set the reference level of the instrument as required to prevent the signal amplitude from exceeding the maximum spectrum analyzer input mixer level for linear operation.
- d) Set the detection mode to peak, and the trace mode to max-hold.

LTE band 7, 5MHz (99%)

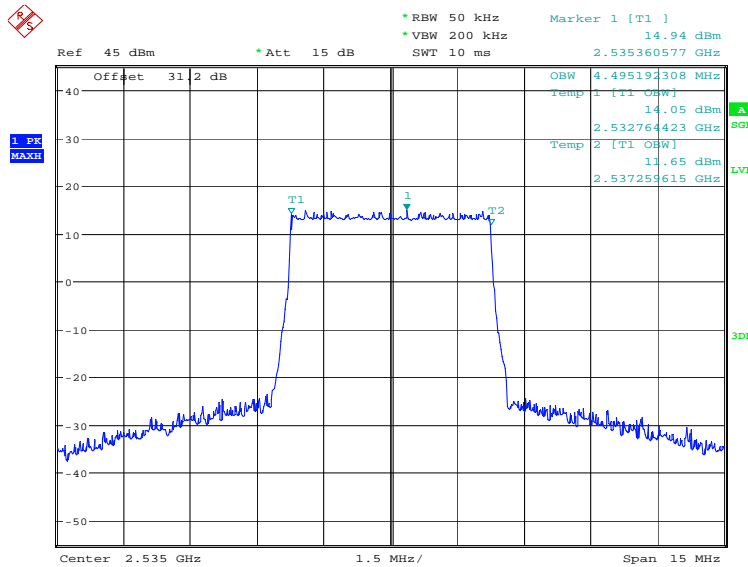
Frequency(MHz)	Occupied Bandwidth (99%)(kHz)	
2535.0	QPSK	16QAM
	4495.19	4495.19

LTE band 7, 5MHz Bandwidth, QPSK (99% BW)



Date: 16.JAN.2024 14:12:16

LTE band 7, 5MHz Bandwidth, 16QAM (99% BW)

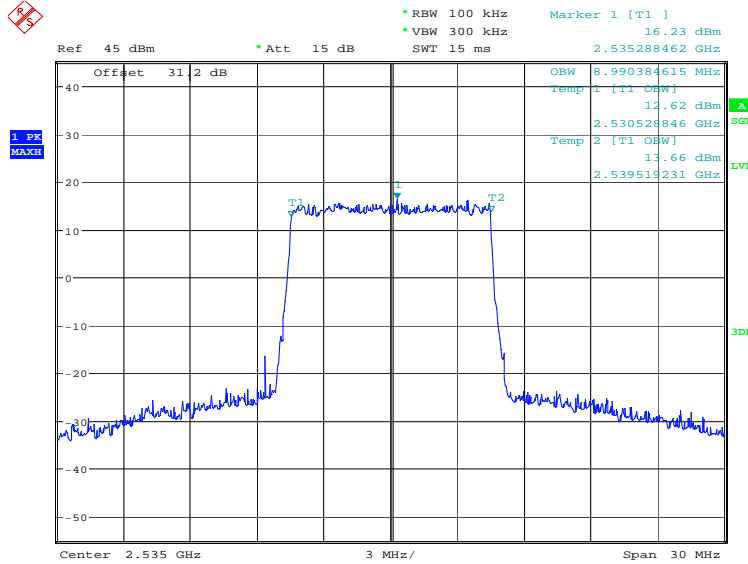


Date: 16.JAN.2024 14:12:56

LTE band 7, 10MHz (99%)

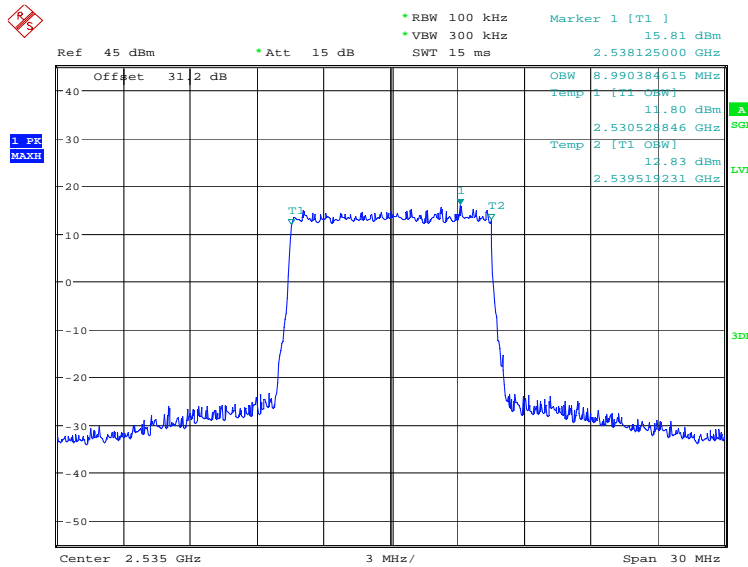
Frequency(MHz)	Occupied Bandwidth (99%)(kHz)	
2535.0	QPSK	16QAM
	8990.38	8990.38

LTE band 7, 10MHz Bandwidth, QPSK (99% BW)



Date: 16.JAN.2024 14:13:38

LTE band 7, 10MHz Bandwidth, 16QAM (99% BW)

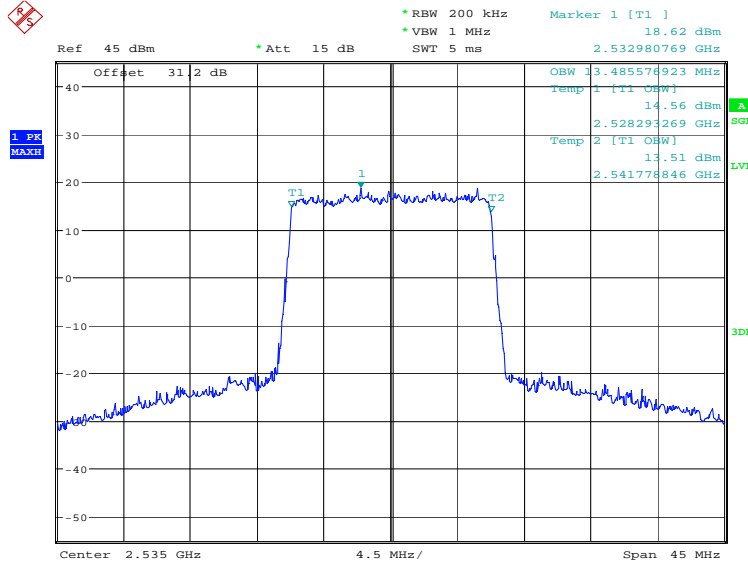


Date: 16.JAN.2024 14:14:18

LTE band 7, 15MHz (99%)

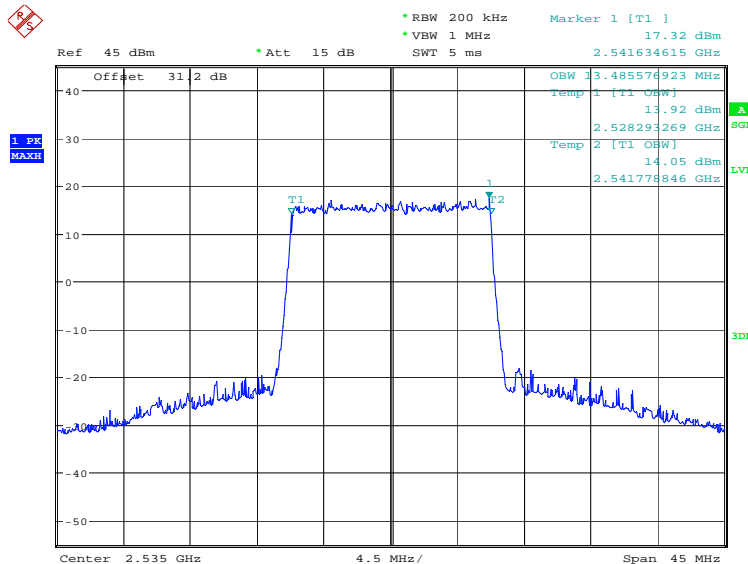
Frequency(MHz)	Occupied Bandwidth (99%)(kHz)	
2535.0	QPSK	16QAM
	13485.58	13485.58

LTE band 7, 15MHz Bandwidth, QPSK (99% BW)



Date: 16.JAN.2024 14:15:00

LTE band 7, 15MHz Bandwidth, 16QAM (99% BW)

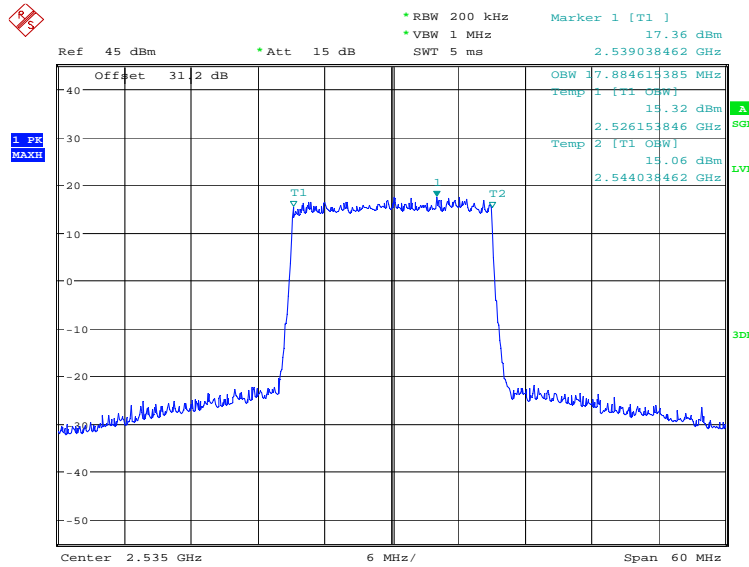


Date: 16.JAN.2024 14:15:40

LTE band 7, 20MHz (99%)

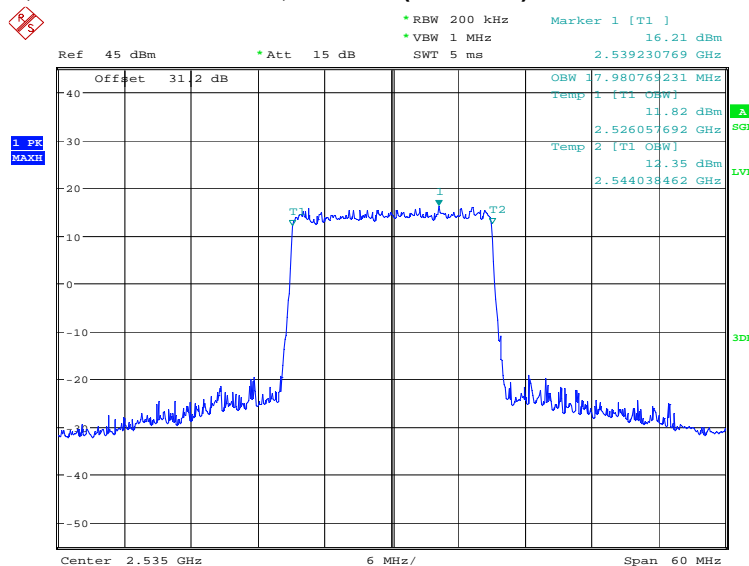
Frequency(MHz)	Occupied Bandwidth (99%)(kHz)	
2535.0	QPSK	16QAM
	17884.62	17980.77

LTE band 7, 20MHz Bandwidth, QPSK (99% BW)



Date: 16.JAN.2024 14:16:22

LTE band 7, 20MHz Bandwidth, 16QAM (99% BW)

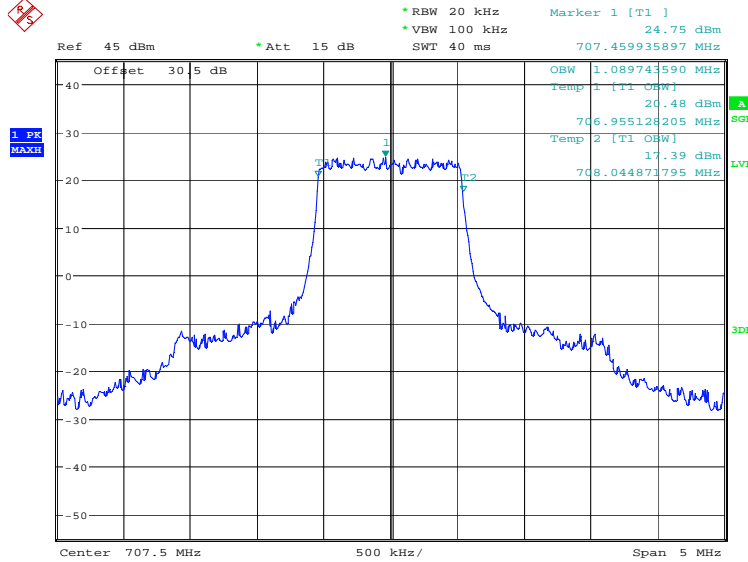


Date: 16.JAN.2024 14:17:02

LTE band 12, 1.4MHz (99%)

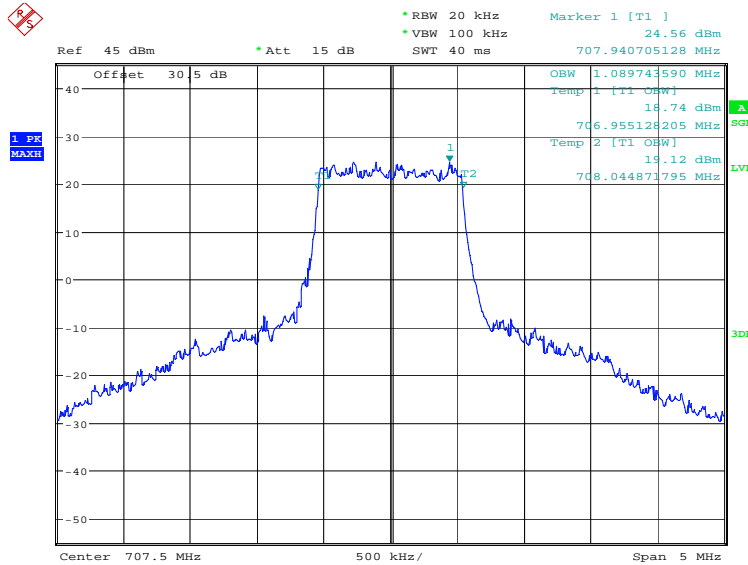
Frequency(MHz)	Occupied Bandwidth (99%)(kHz)	
707.5	QPSK	16QAM
	1089.74	1089.74

LTE band 12, 1.4MHz Bandwidth, QPSK (99% BW)



Date: 11.JAN.2024 17:18:15

LTE band 12, 1.4MHz Bandwidth, 16QAM (99% BW)

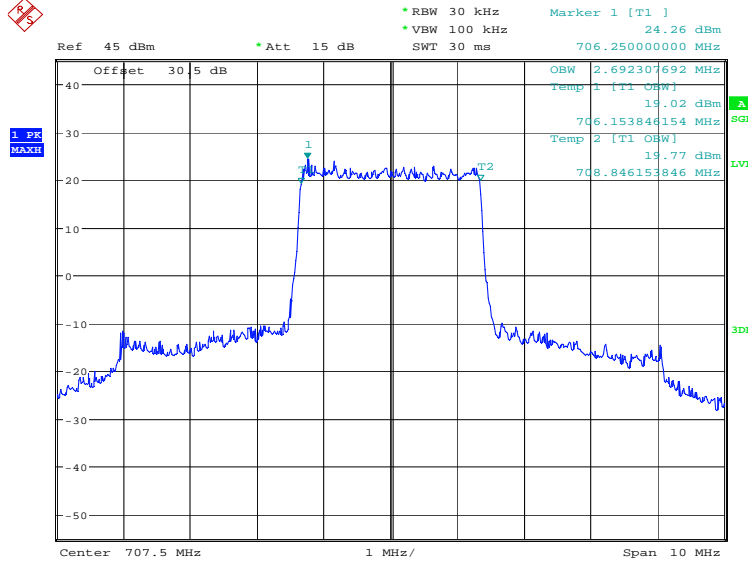


Date: 11.JAN.2024 17:18:55

LTE band 12, 3MHz (99%)

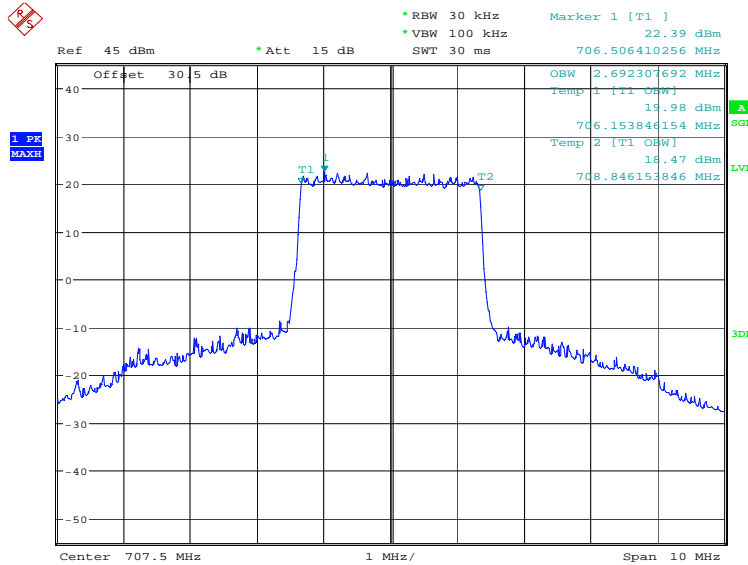
Frequency(MHz)	Occupied Bandwidth (99%)(kHz)	
707.5	QPSK	16QAM
	2692.31	2692.31

LTE band 12, 3MHz Bandwidth, QPSK (99% BW)



Date: 11.JAN.2024 17:19:37

LTE band 12, 3MHz Bandwidth, 16QAM (99% BW)

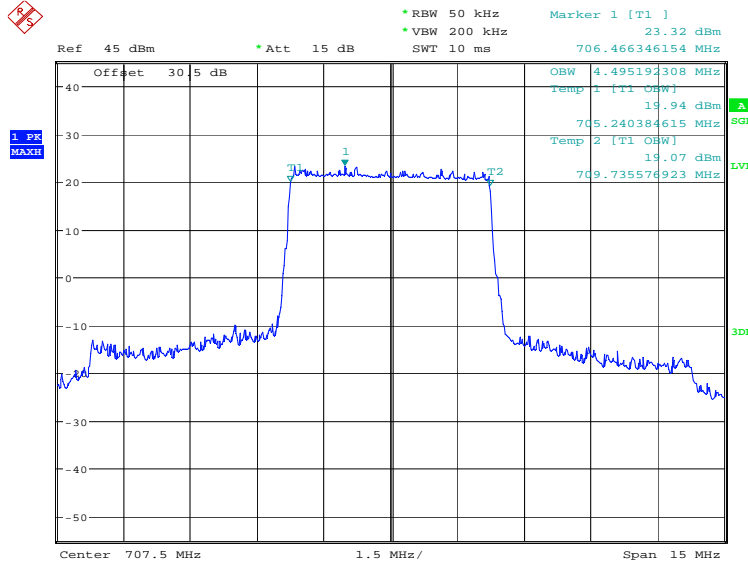


Date: 11.JAN.2024 17:20:17

LTE band 12, 5MHz (99%)

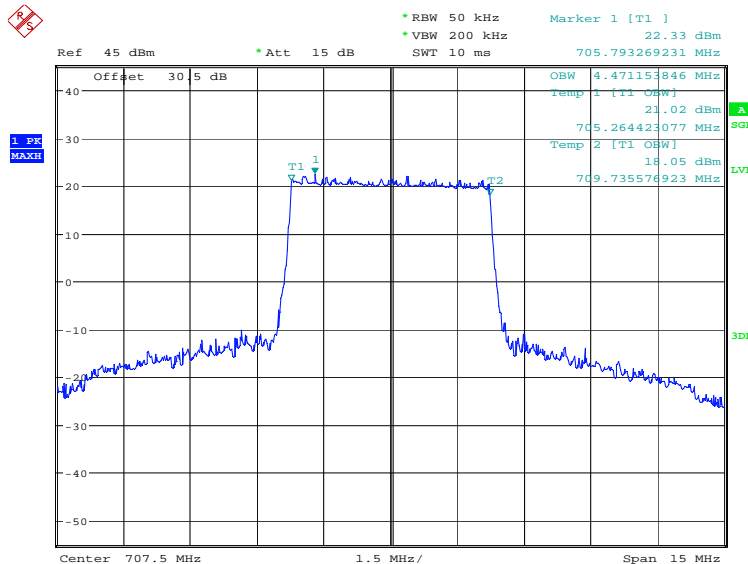
Frequency(MHz)	Occupied Bandwidth (99%)(kHz)	
707.5	QPSK	16QAM
	4495.19	4471.15

LTE band 12, 5MHz Bandwidth, QPSK (99% BW)



Date: 11.JAN.2024 17:20:59

LTE band 12, 5MHz Bandwidth, 16QAM (99% BW)

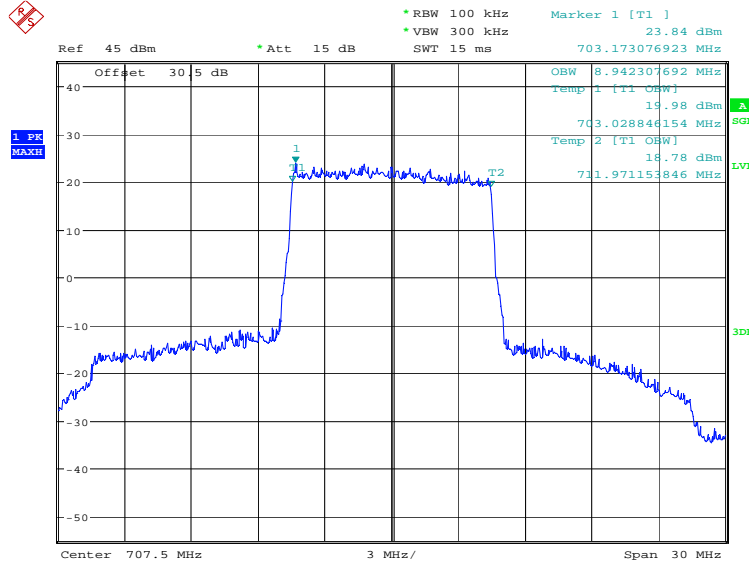


Date: 11.JAN.2024 17:21:38

LTE band 12, 10MHz (99%)

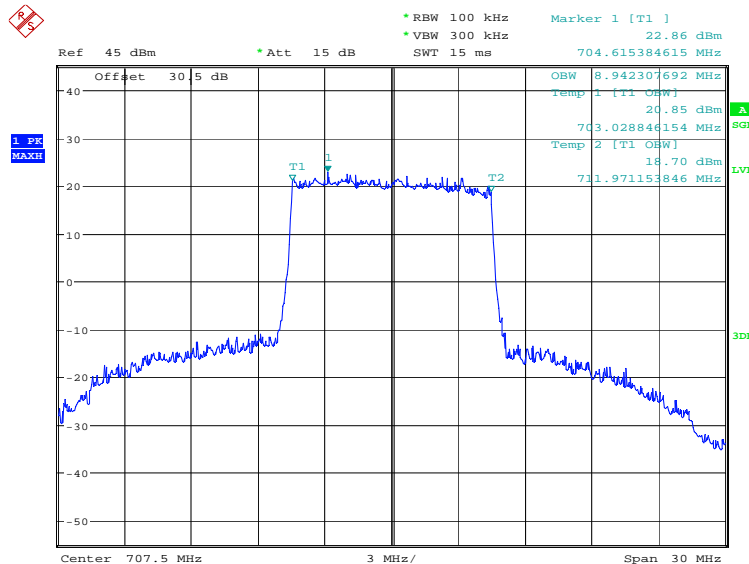
Frequency(MHz)	Occupied Bandwidth (99%)(kHz)	
707.5	QPSK	16QAM
	8942.31	8942.31

LTE band 12, 10MHz Bandwidth, QPSK (99% BW)



Date: 11.JAN.2024 17:22:20

LTE band 12, 10MHz Bandwidth, 16QAM (99% BW)

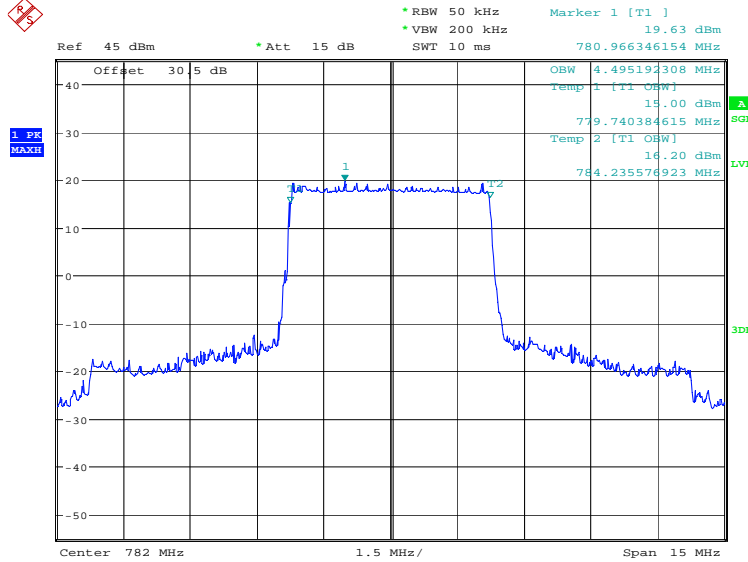


Date: 11.JAN.2024 17:23:00

LTE band 13, 5MHz (99%)

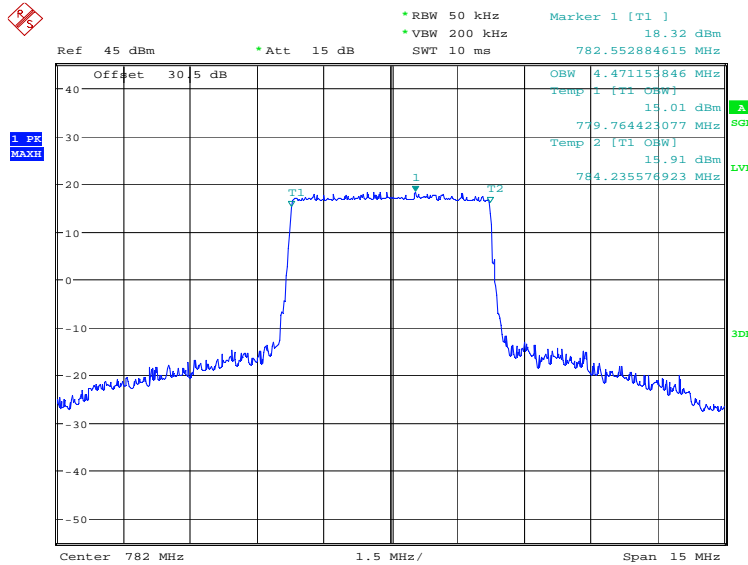
Frequency(MHz)	Occupied Bandwidth (99%)(kHz)	
782.0	QPSK	16QAM
	4495.19	4471.15

LTE band 13, 5MHz Bandwidth, QPSK (99% BW)



Date: 11.JAN.2024 17:23:43

LTE band 13, 5MHz Bandwidth, 16QAM (99% BW)

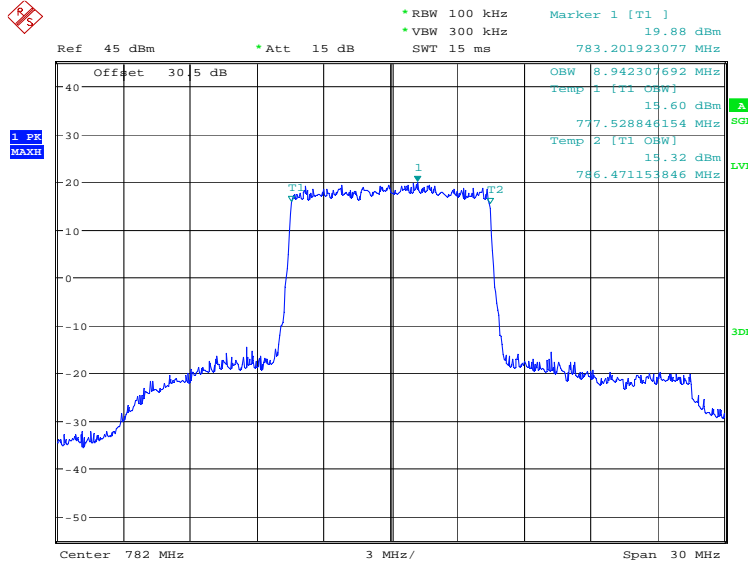


Date: 11.JAN.2024 17:24:23

LTE band 13, 10MHz (99%)

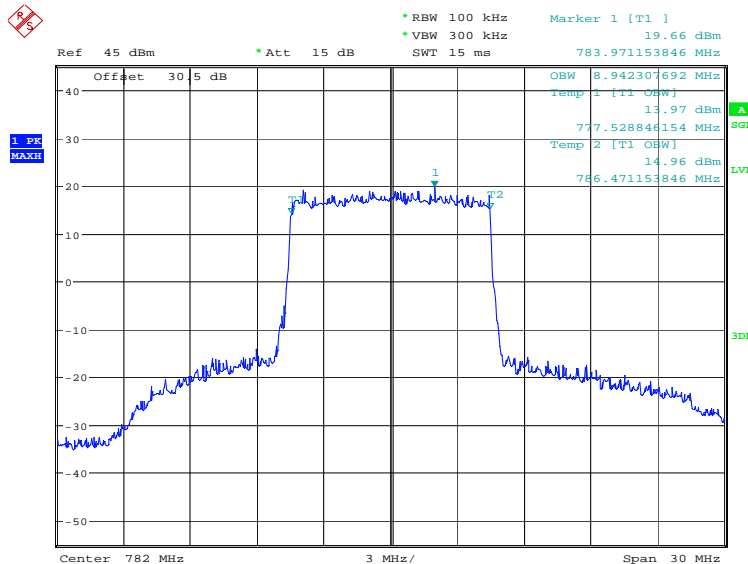
Frequency(MHz)	Occupied Bandwidth (99%)(kHz)	
782.0	QPSK	16QAM
	8942.31	8942.31

LTE band 13, 10MHz Bandwidth, QPSK (99% BW)



Date: 11.JAN.2024 17:26:00

LTE band 13, 10MHz Bandwidth, 16QAM (99% BW)

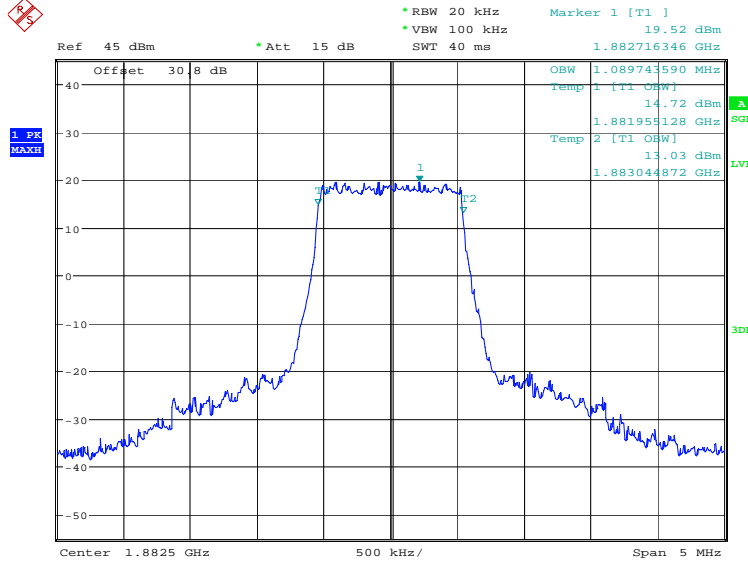


Date: 11.JAN.2024 17:26:40

LTE band 25, 1.4MHz (99%)

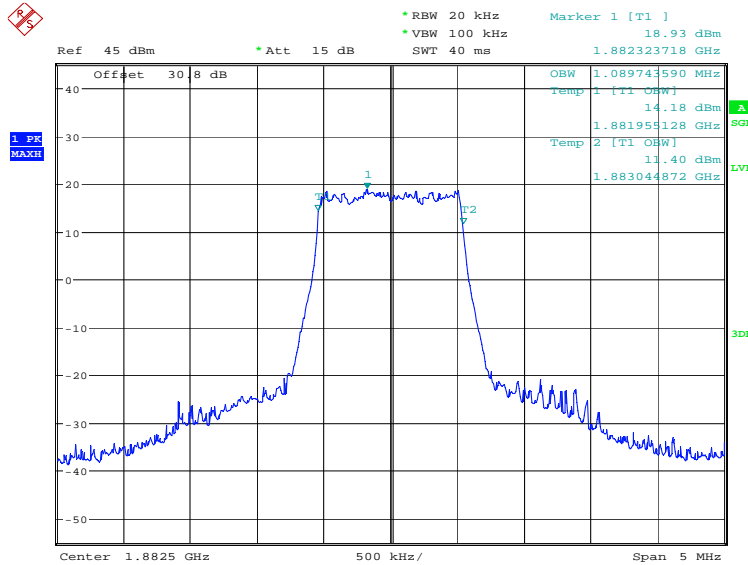
Frequency(MHz)	Occupied Bandwidth (99%)(kHz)	
1882.5	QPSK	16QAM
	1089.74	1089.74

LTE band 25, 1.4MHz Bandwidth, QPSK (99% BW)



Date: 16.JAN.2024 15:38:09

LTE band 25, 1.4MHz Bandwidth, 16QAM (99% BW)

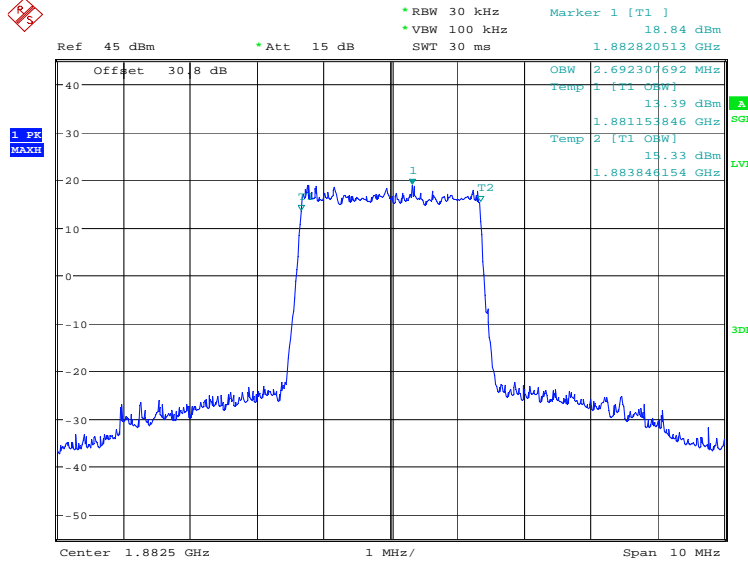


Date: 16.JAN.2024 15:38:49

LTE band 25, 3MHz (99%)

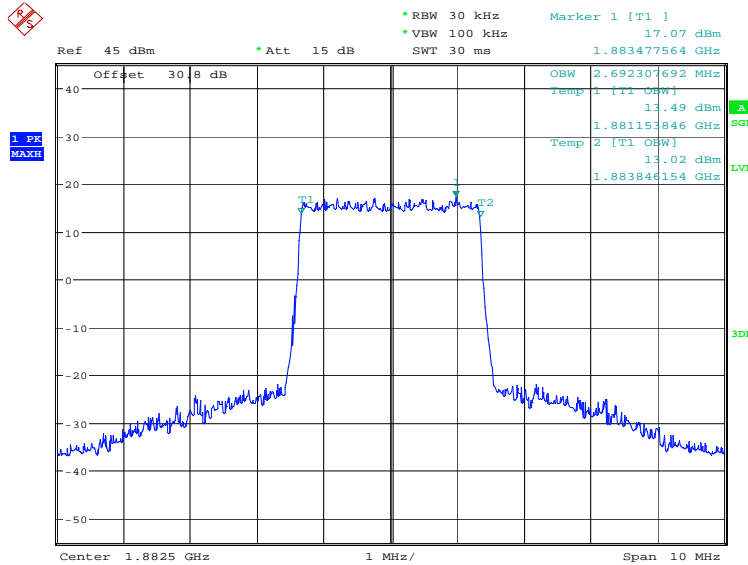
Frequency(MHz)	Occupied Bandwidth (99%)(kHz)	
1882.5	QPSK	16QAM
	2692.31	2692.31

LTE band 25, 3MHz Bandwidth, QPSK (99% BW)



Date: 16.JAN.2024 15:39:30

LTE band 25, 3MHz Bandwidth, 16QAM (99% BW)

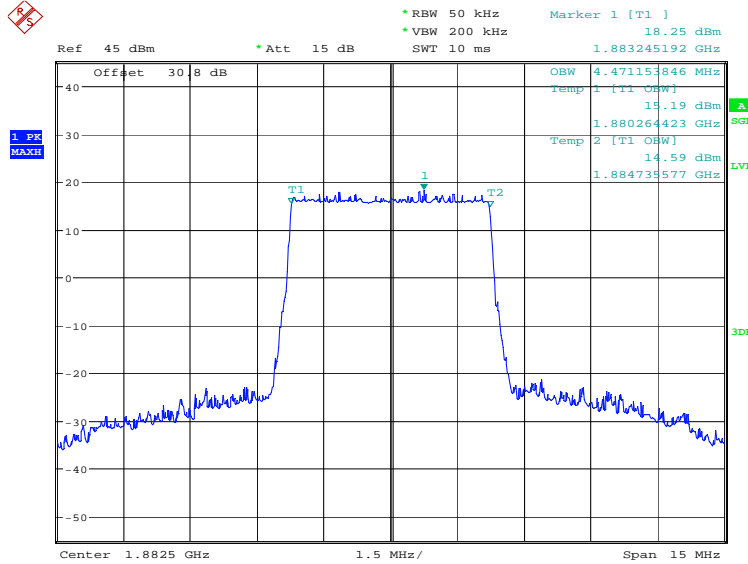


Date: 16.JAN.2024 15:40:10

LTE band 25, 5MHz (99%)

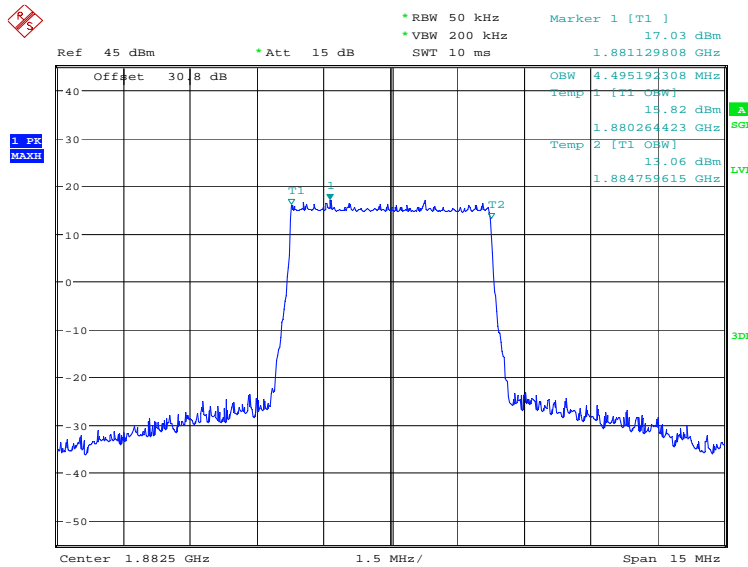
Frequency(MHz)	Occupied Bandwidth (99%)(kHz)	
1882.5	QPSK	16QAM
	4471.15	4495.19

LTE band 25, 5MHz Bandwidth, QPSK (99% BW)



Date: 16.JAN.2024 15:40:52

LTE band 25, 5MHz Bandwidth, 16QAM (99% BW)

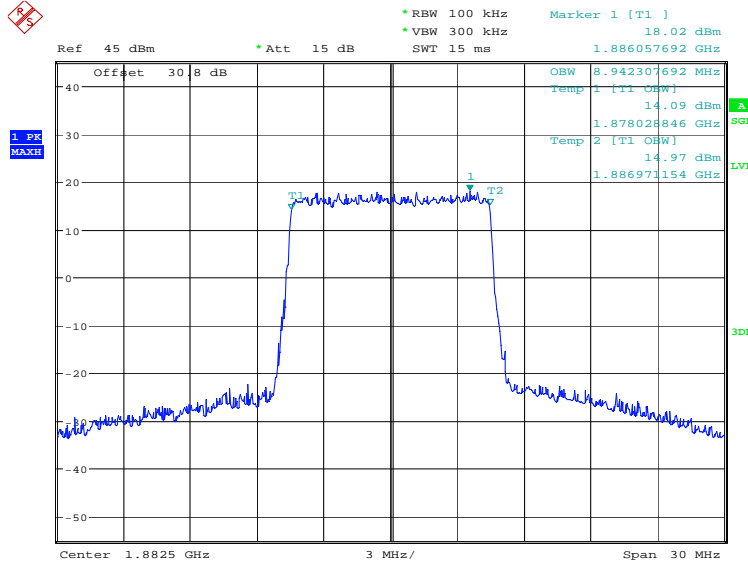


Date: 16.JAN.2024 15:41:32

LTE band 25, 10MHz (99%)

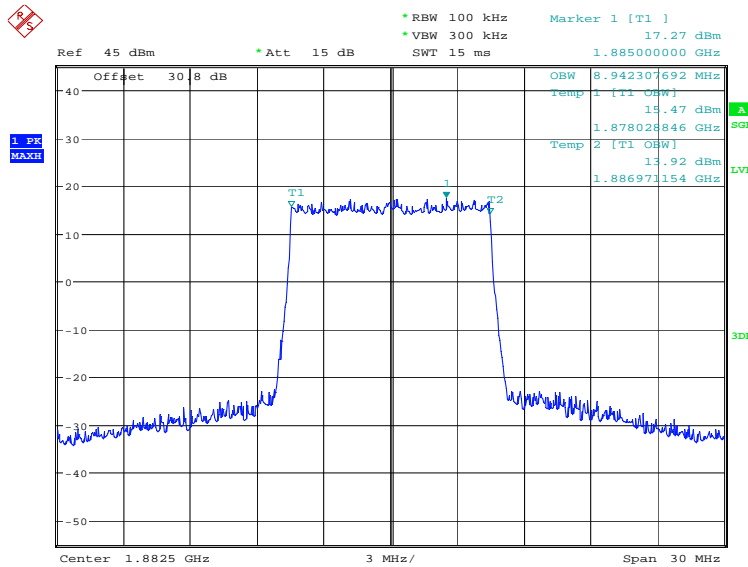
Frequency(MHz)	Occupied Bandwidth (99%)(kHz)	
1882.5	QPSK	16QAM
	8942.31	8942.31

LTE band 25, 10MHz Bandwidth, QPSK (99% BW)



Date: 16.JAN.2024 15:42:13

LTE band 25, 10MHz Bandwidth, 16QAM (99% BW)

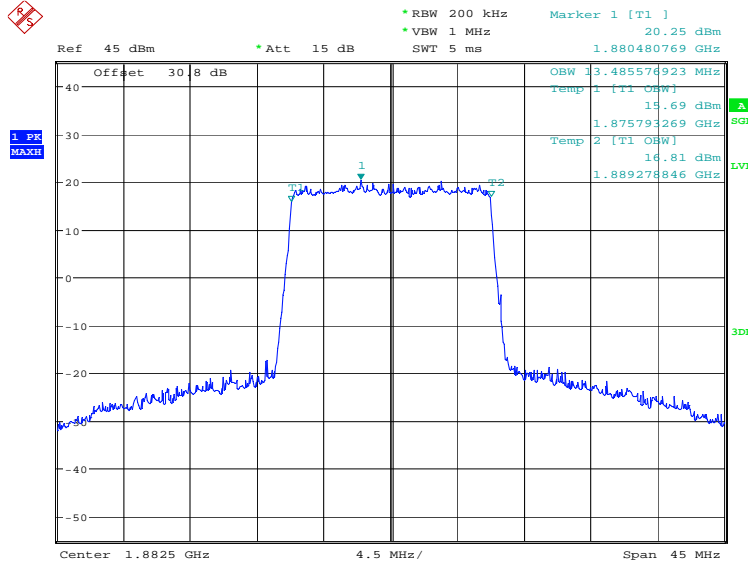


Date: 16.JAN.2024 15:42:53

LTE band 25, 15MHz (99%)

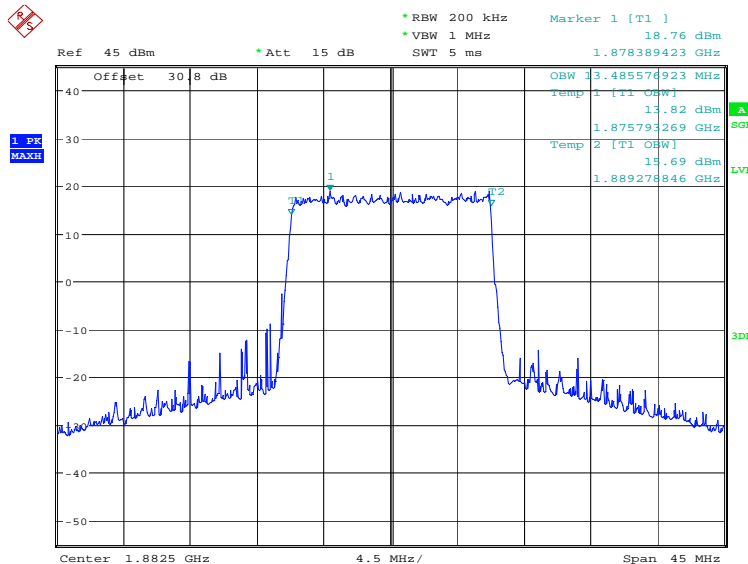
Frequency(MHz)	Occupied Bandwidth (99%)(kHz)	
1882.5	QPSK	16QAM
	13485.58	13485.58

LTE band 25, 15MHz Bandwidth, QPSK (99% BW)



Date: 16.JAN.2024 15:43:35

LTE band 25, 15MHz Bandwidth, 16QAM (99% BW)

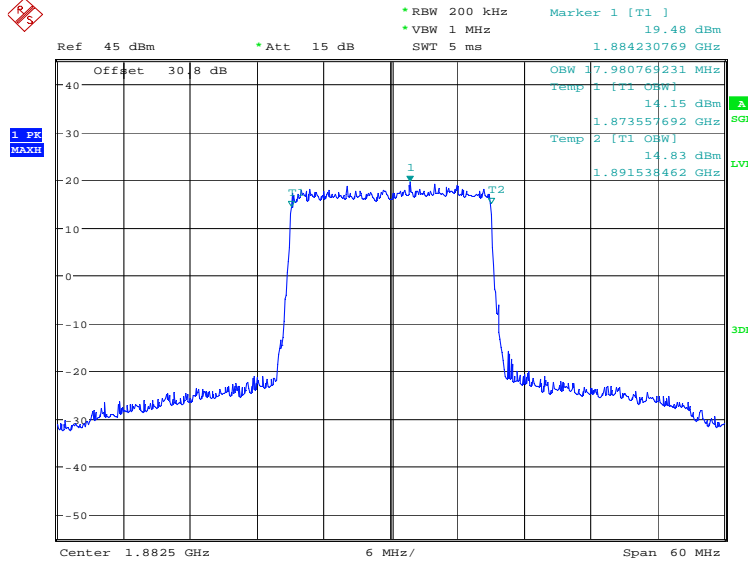


Date: 16.JAN.2024 15:44:15

LTE band 25, 20MHz (99%)

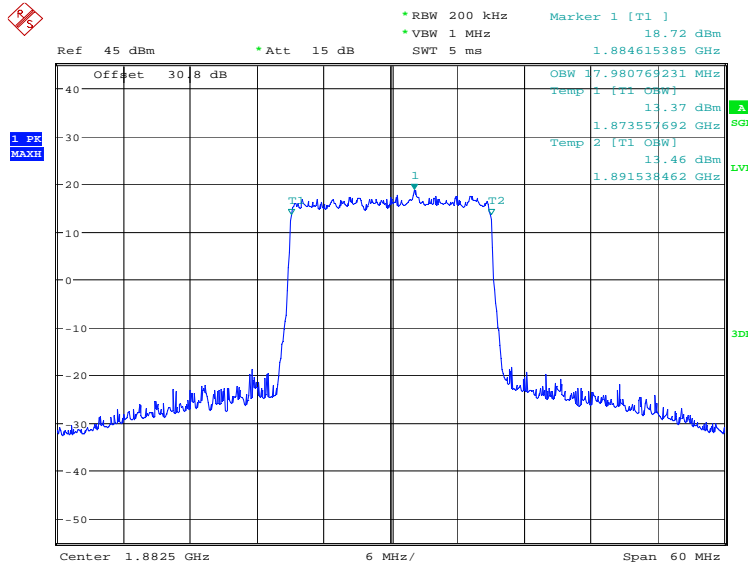
Frequency(MHz)	Occupied Bandwidth (99%)(kHz)	
1882.5	QPSK	16QAM
	17980.77	17980.77

LTE band 25, 20MHz Bandwidth, QPSK (99% BW)



Date: 16.JAN.2024 15:44:56

LTE band 25, 20MHz Bandwidth, 16QAM (99% BW)

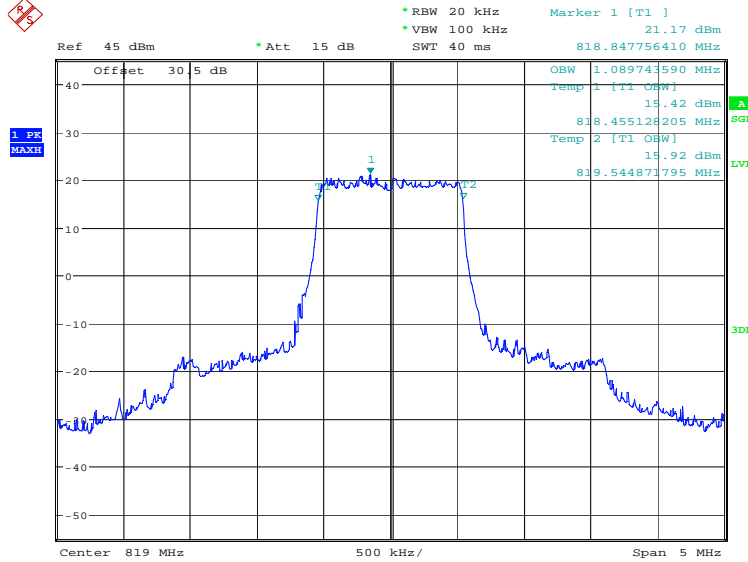


Date: 16.JAN.2024 15:45:36

LTE band 26(814MHz~824MHz), 1.4MHz (99%)

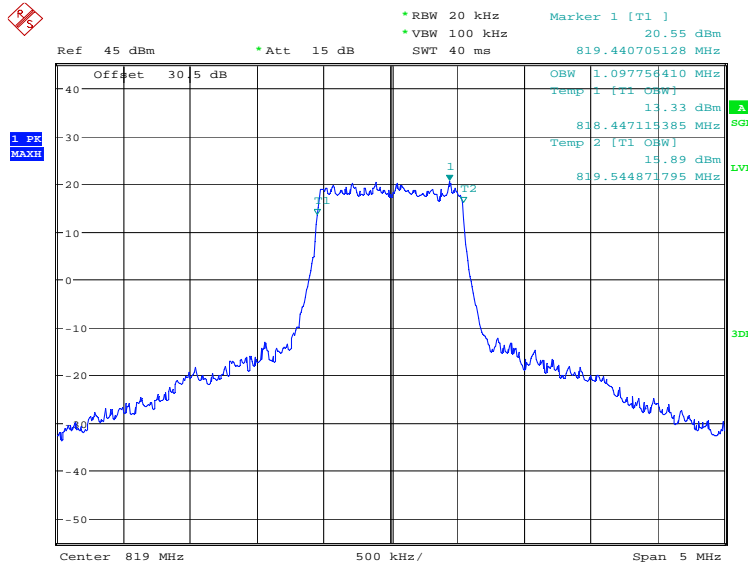
Frequency(MHz)	Occupied Bandwidth (99%)(kHz)	
819.0	QPSK	16QAM
	1089.74	1097.76

LTE band 26(814MHz~824MHz), 1.4MHz Bandwidth, QPSK (99% BW)



Date: 11.JAN.2024 17:34:54

LTE band 26(814MHz~824MHz), 1.4MHz Bandwidth, 16QAM (99% BW)

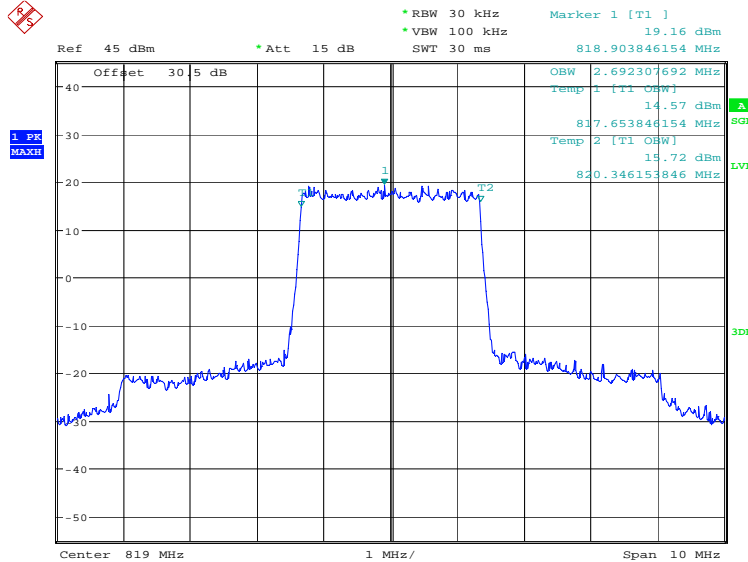


Date: 11.JAN.2024 17:35:34

LTE band 26(814MHz~824MHz), 3MHz (99%)

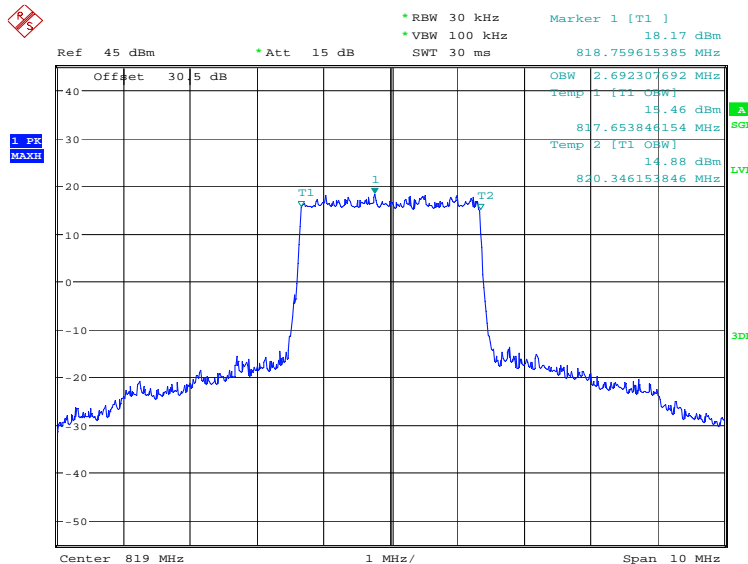
Frequency(MHz)	Occupied Bandwidth (99%)(kHz)	
819.0	QPSK	16QAM
	2692.31	2692.31

LTE band 26(814MHz~824MHz), 3MHz Bandwidth, QPSK (99% BW)



Date: 11.JAN.2024 17:36:16

LTE band 26(814MHz~824MHz), 3MHz Bandwidth, 16QAM (99% BW)

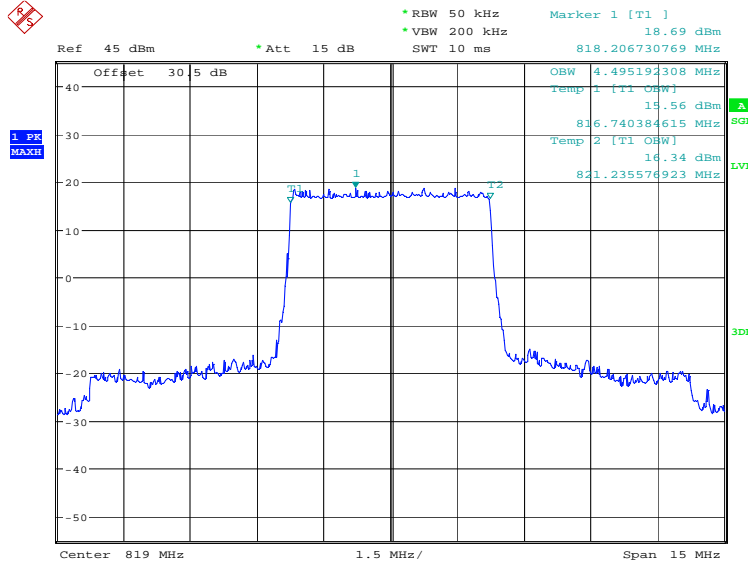


Date: 11.JAN.2024 17:36:56

LTE band 26(814MHz~824MHz), 5MHz (99%)

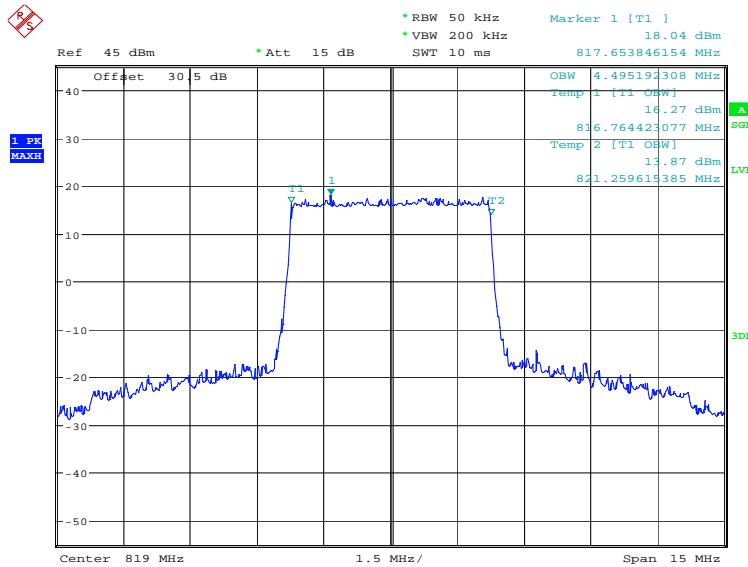
Frequency(MHz)	Occupied Bandwidth (99%)(kHz)	
819.0	QPSK	16QAM
	4495.19	4495.19

LTE band 26(814MHz~824MHz), 5MHz Bandwidth, QPSK (99% BW)



Date: 11.JAN.2024 17:37:38

LTE band 26(814MHz~824MHz), 5MHz Bandwidth, 16QAM (99% BW)

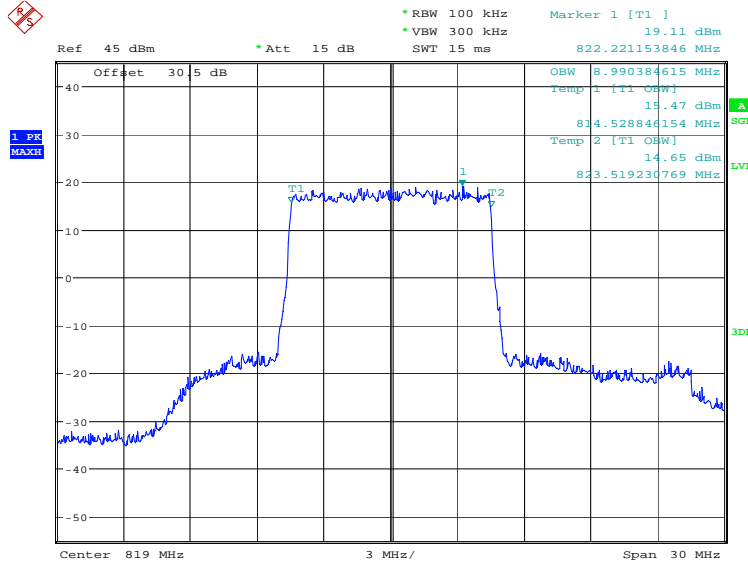


Date: 11.JAN.2024 17:38:18

LTE band 26(814MHz~824MHz), 10MHz (99%)

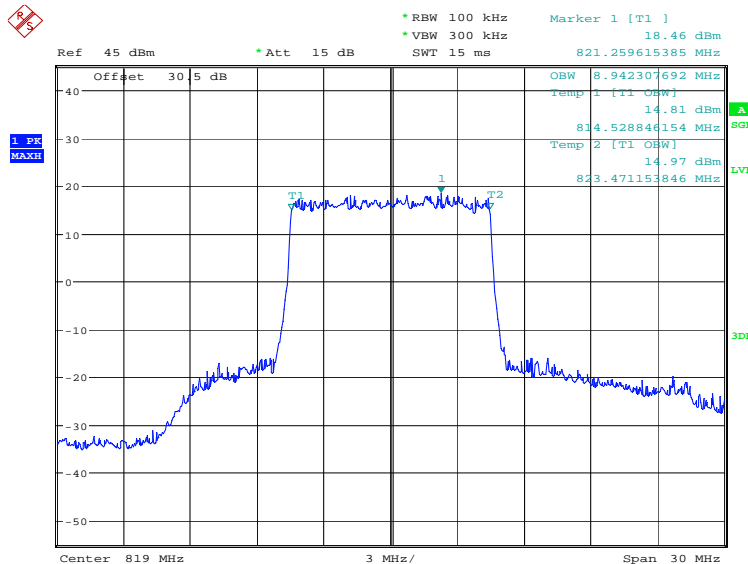
Frequency(MHz)	Occupied Bandwidth (99%)(kHz)	
819.0	QPSK	16QAM
	8990.38	8942.31

LTE band 26(814MHz~824MHz), 10MHz Bandwidth, QPSK (99% BW)



Date: 11.JAN.2024 17:39:00

LTE band 26(814MHz~824MHz), 10MHz Bandwidth, 16QAM (99% BW)

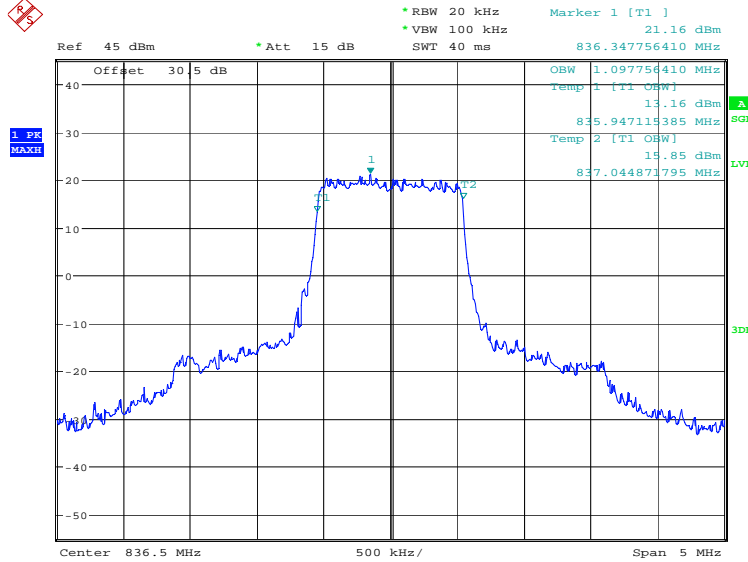


Date: 11.JAN.2024 17:39:40

LTE band 26(824MHz~849MHz), 1.4MHz (99%)

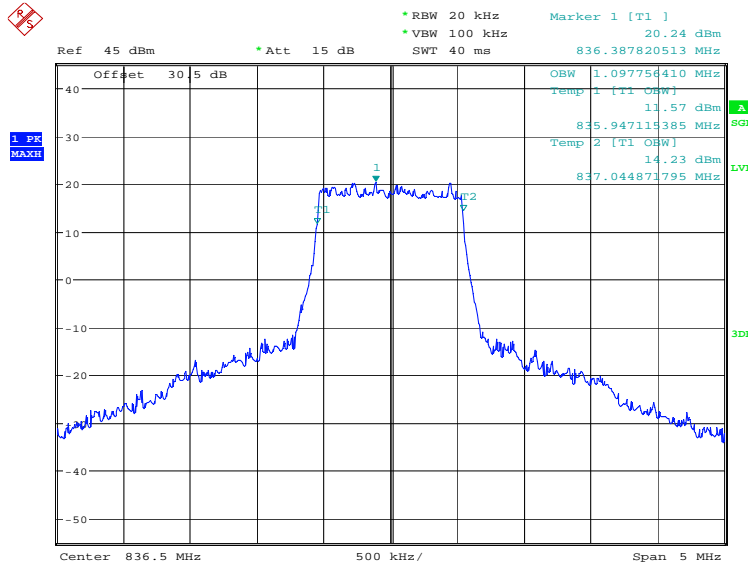
Frequency(MHz)	Occupied Bandwidth (99%)(kHz)	
836.5	QPSK	16QAM
	1097.76	1097.76

LTE band 26(824MHz~849MHz), 1.4MHz Bandwidth, QPSK (99% BW)



Date: 11.JAN.2024 17:27:24

LTE band 26(824MHz~849MHz), 1.4MHz Bandwidth, 16QAM (99% BW)

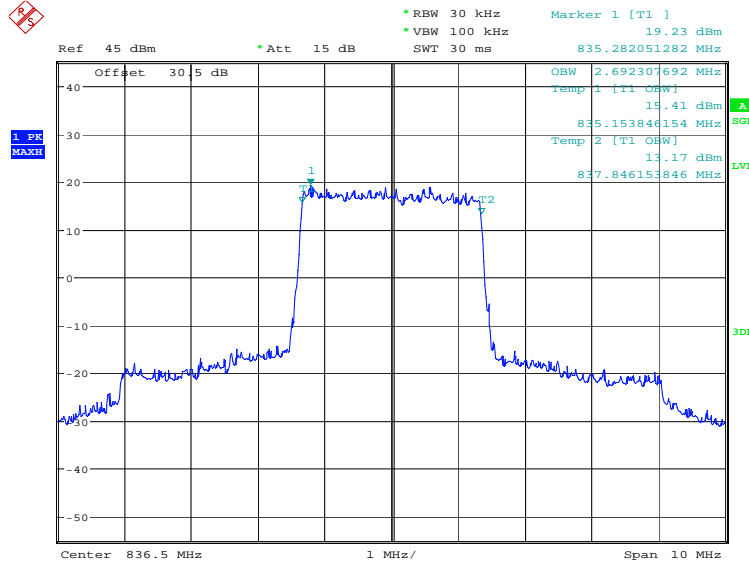


Date: 11.JAN.2024 17:28:04

LTE band 26(824MHz~849MHz), 3MHz (99%)

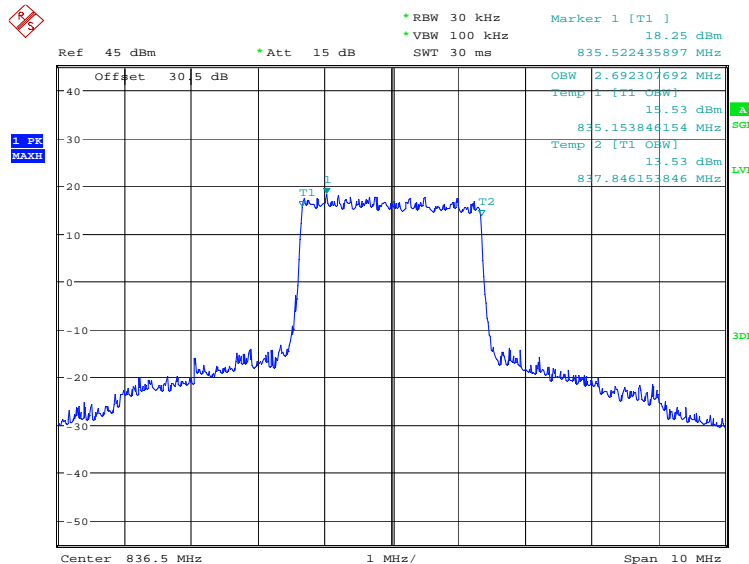
Frequency(MHz)	Occupied Bandwidth (99%)(kHz)	
836.5	QPSK	16QAM
	2692.31	2692.31

LTE band 26(824MHz~849MHz), 3MHz Bandwidth, QPSK (99% BW)



Date: 11.JAN.2024 17:28:45

LTE band 26(824MHz~849MHz), 3MHz Bandwidth, 16QAM (99% BW)

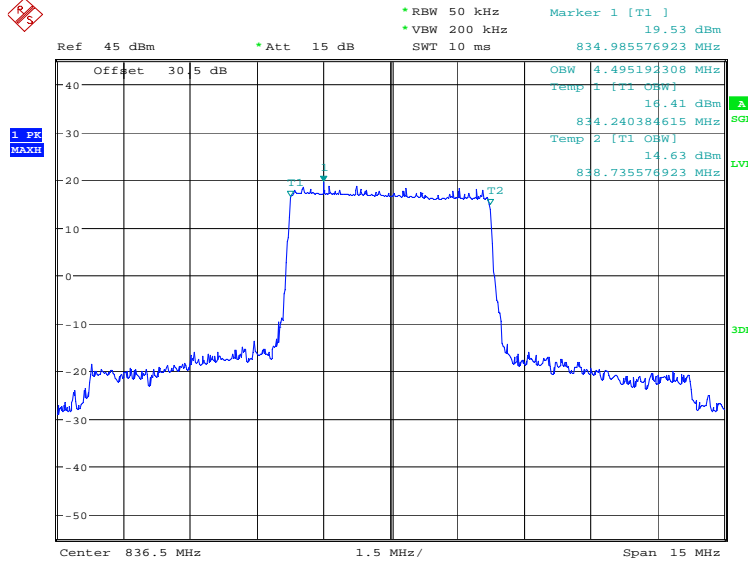


Date: 11.JAN.2024 17:29:25

LTE band 26(824MHz~849MHz), 5MHz (99%)

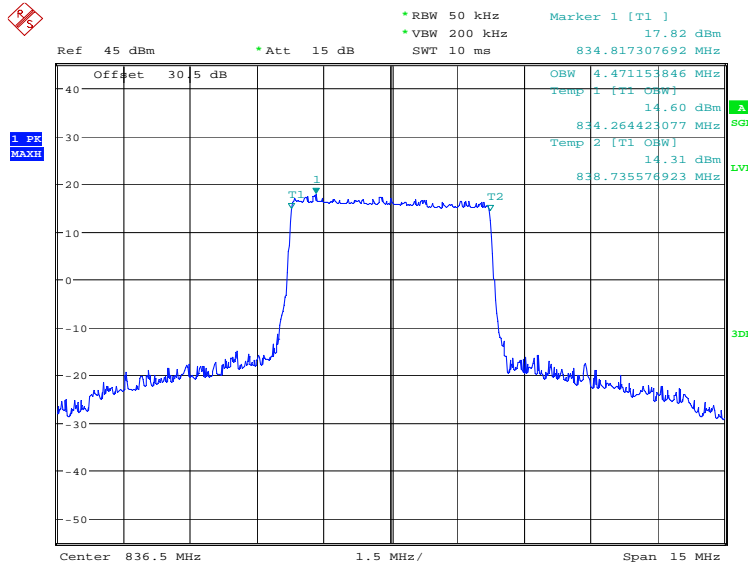
Frequency(MHz)	Occupied Bandwidth (99%)(kHz)	
836.5	QPSK	16QAM
	4495.19	4471.15

LTE band 26(824MHz~849MHz), 5MHz Bandwidth, QPSK (99% BW)



Date: 11.JAN.2024 17:30:07

LTE band 26(824MHz~849MHz), 5MHz Bandwidth, 16QAM (99% BW)

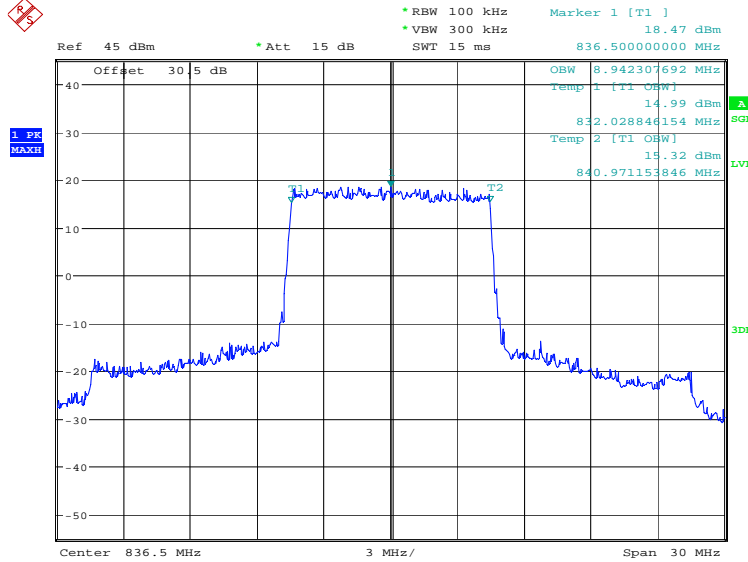


Date: 11.JAN.2024 17:30:47

LTE band 26(824MHz~849MHz), 10MHz (99%)

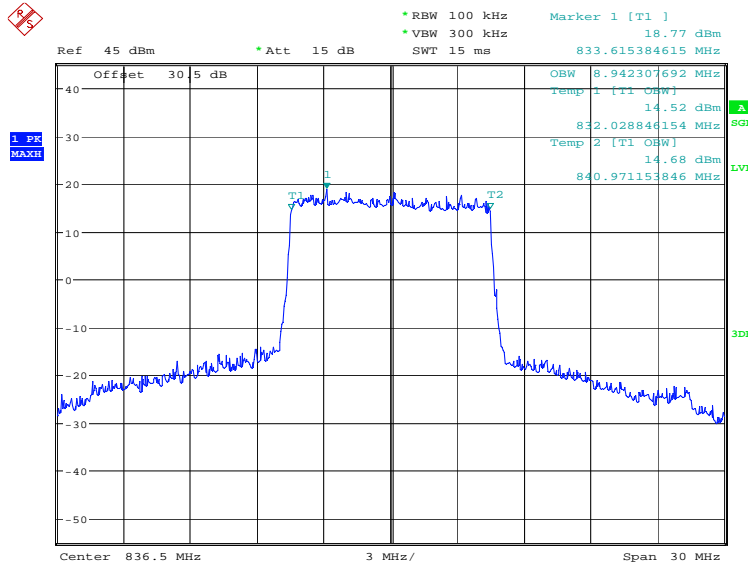
Frequency(MHz)	Occupied Bandwidth (99%)(kHz)	
836.5	QPSK	16QAM
	8942.31	8942.31

LTE band 26(824MHz~849MHz), 10MHz Bandwidth, QPSK (99% BW)



Date: 11.JAN.2024 17:31:29

LTE band 26(824MHz~849MHz), 10MHz Bandwidth, 16QAM (99% BW)

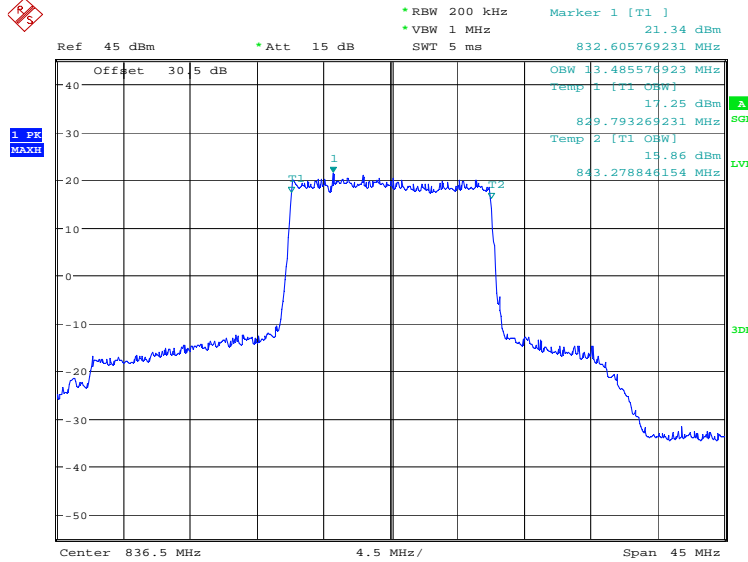


Date: 11.JAN.2024 17:32:09

LTE band 26(824MHz~849MHz), 15MHz (99%)

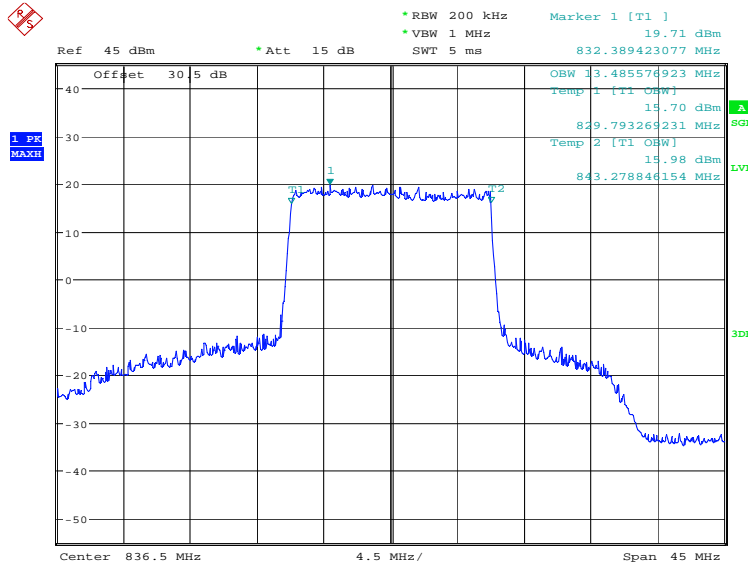
Frequency(MHz)	Occupied Bandwidth (99%)(kHz)	
836.5	QPSK	16QAM
	13485.58	13485.58

LTE band 26(824MHz~849MHz), 15MHz Bandwidth, QPSK (99% BW)



Date: 11.JAN.2024 17:32:51

LTE band 26(824MHz~849MHz), 15MHz Bandwidth, 16QAM (99% BW)

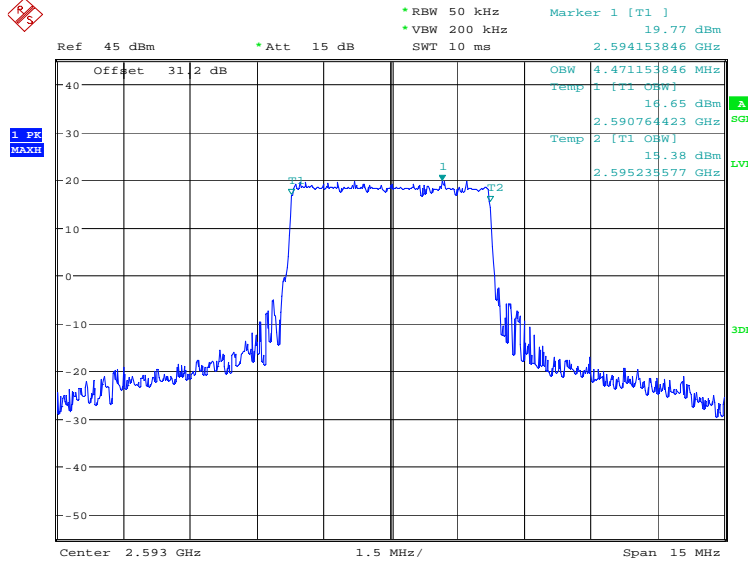


Date: 11.JAN.2024 17:33:31

LTE band 41, 5MHz (99%)

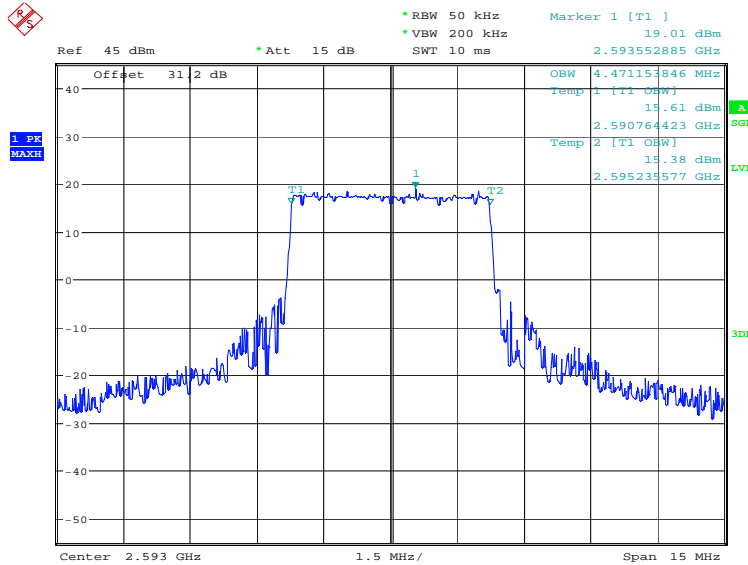
Frequency(MHz)	Occupied Bandwidth (99%)(kHz)	
2593.0	QPSK	16QAM
	4471.15	4471.15

LTE band 41, 5MHz Bandwidth, QPSK (99% BW)



Date: 16.JAN.2024 14:18:28

LTE band 41, 5MHz Bandwidth, 16QAM (99% BW)

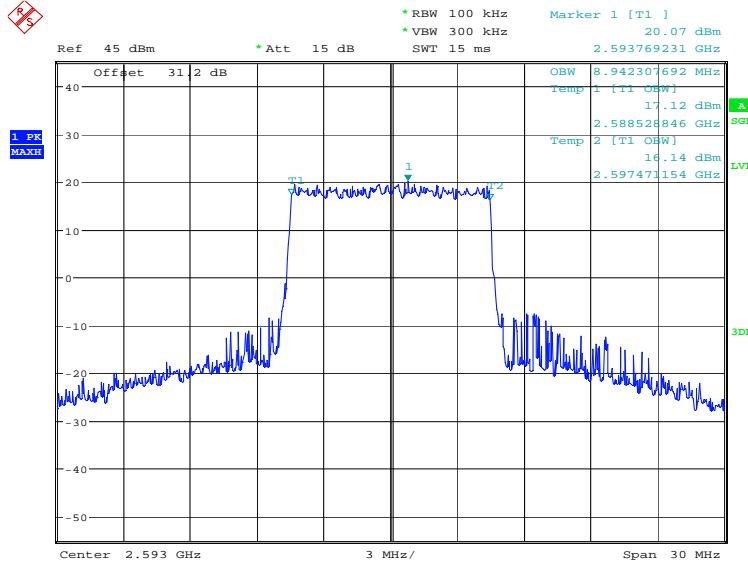


Date: 16.JAN.2024 14:19:08

LTE band 41, 10MHz (99%)

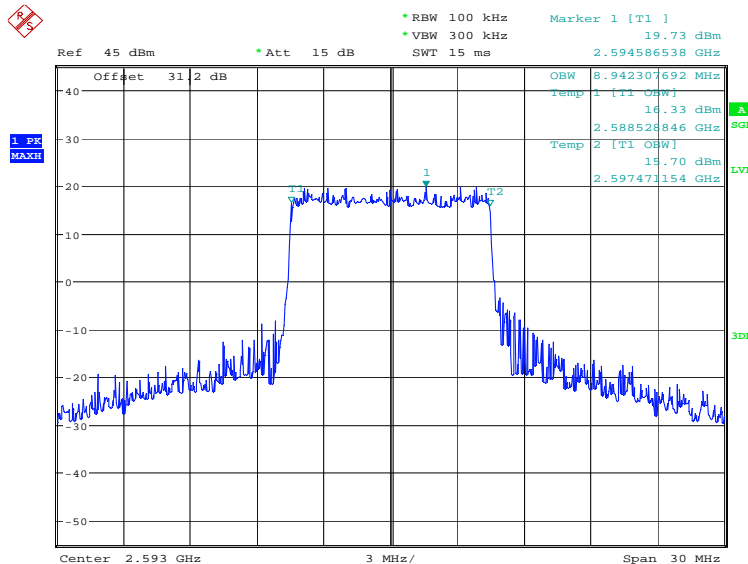
Frequency(MHz)	Occupied Bandwidth (99%)(kHz)	
2593.0	QPSK	16QAM
	8942.31	8942.31

LTE band 41, 10MHz Bandwidth, QPSK (99% BW)



Date: 16.JAN.2024 14:19:50

LTE band 41, 10MHz Bandwidth,16QAM (99% BW)

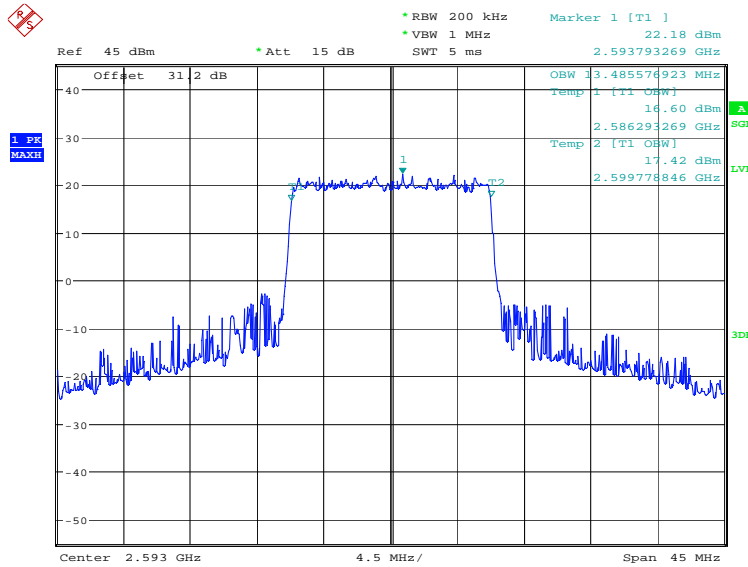


Date: 16.JAN.2024 14:20:30

LTE band 41, 15MHz (99%)

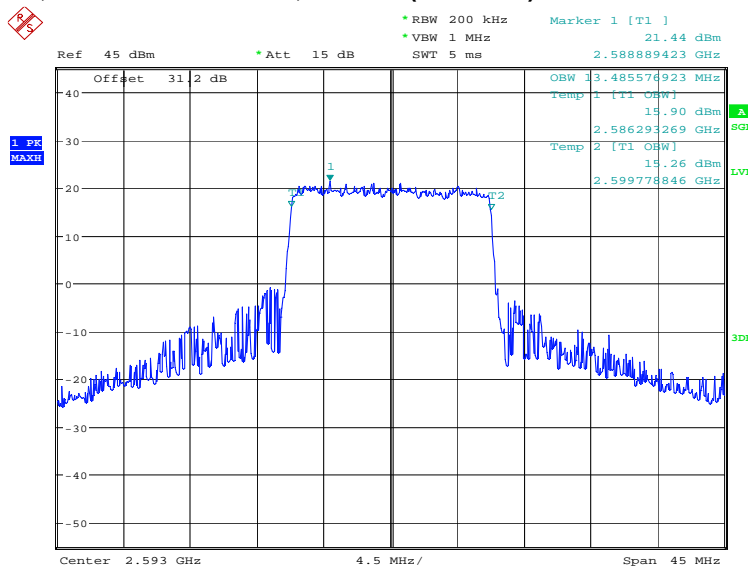
Frequency(MHz)	Occupied Bandwidth (99%)(kHz)	
2593.0	QPSK	16QAM
	13485.58	13485.58

LTE band 41, 15MHz Bandwidth, QPSK (99% BW)



Date: 16.JAN.2024 14:21:12

LTE band 41, 15MHz Bandwidth,16QAM (99% BW)

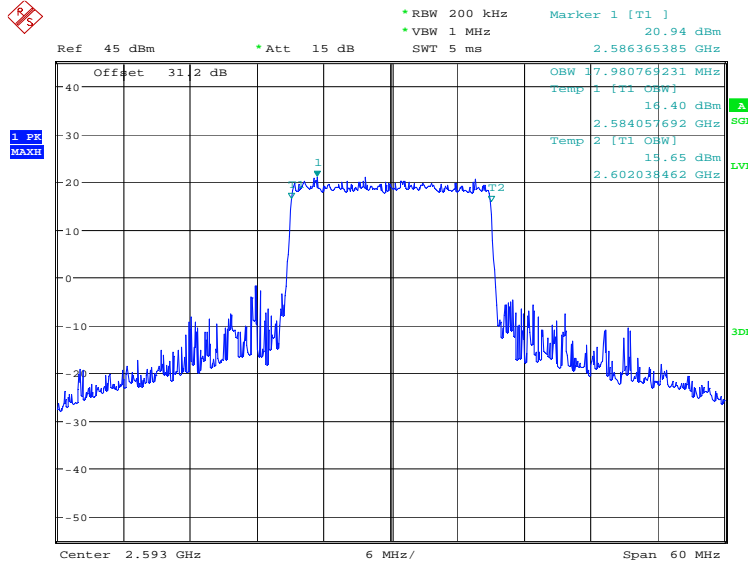


Date: 16.JAN.2024 14:21:52

LTE band 41, 20MHz (99%)

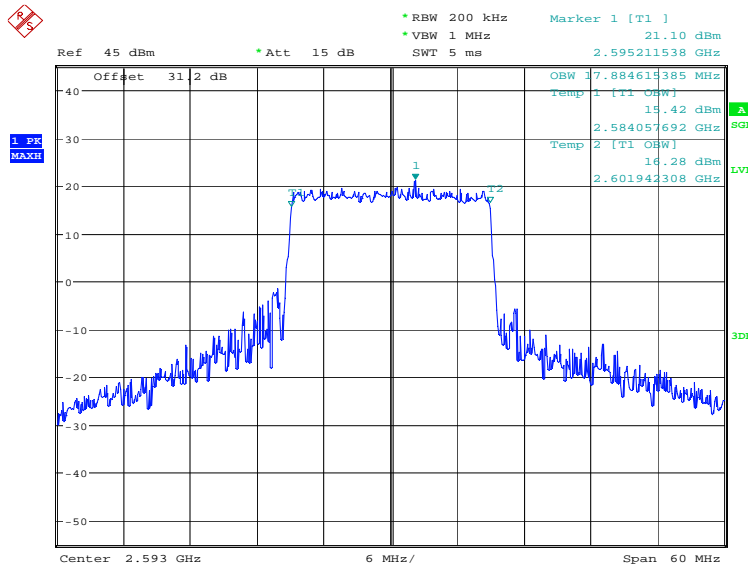
Frequency(MHz)	Occupied Bandwidth (99%)(kHz)	
2593.0	QPSK	16QAM
	17980.77	17884.62

LTE band 41, 20MHz Bandwidth, QPSK (99% BW)



Date: 16.JAN.2024 14:22:35

LTE band 41, 20MHz Bandwidth,16QAM (99% BW)

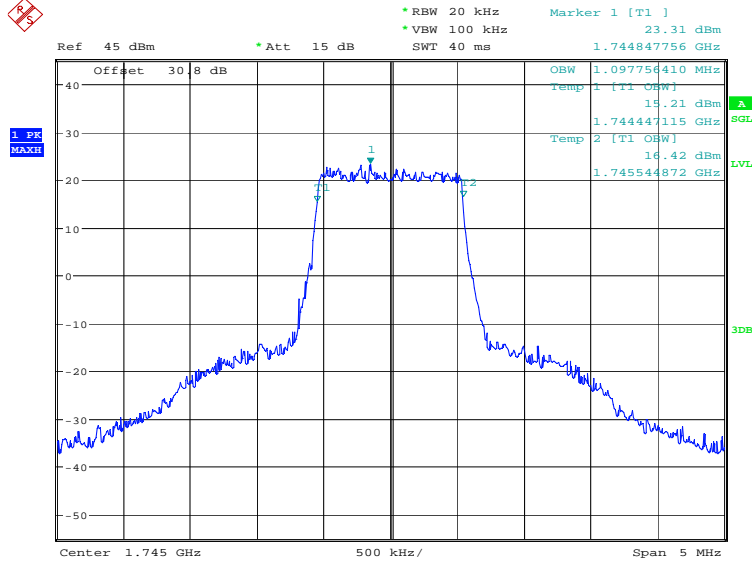


Date: 16.JAN.2024 14:23:15

LTE band 66, 1.4MHz (99%)

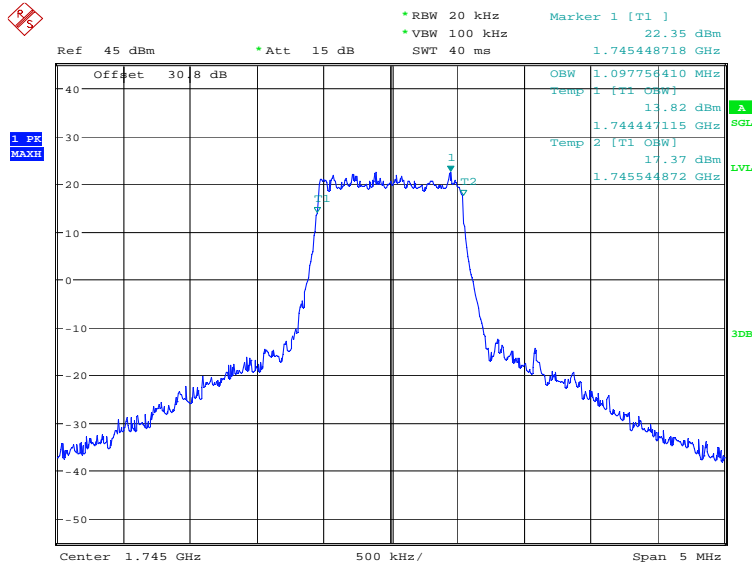
Frequency(MHz)	Occupied Bandwidth (99%)(kHz)	
1745.0	QPSK	16QAM
	1097.76	1097.76

LTE band 66, 1.4MHz Bandwidth, QPSK (99% BW)



Date: 16.JAN.2024 15:46:19

LTE band 66, 1.4MHz Bandwidth, 16QAM (99% BW)

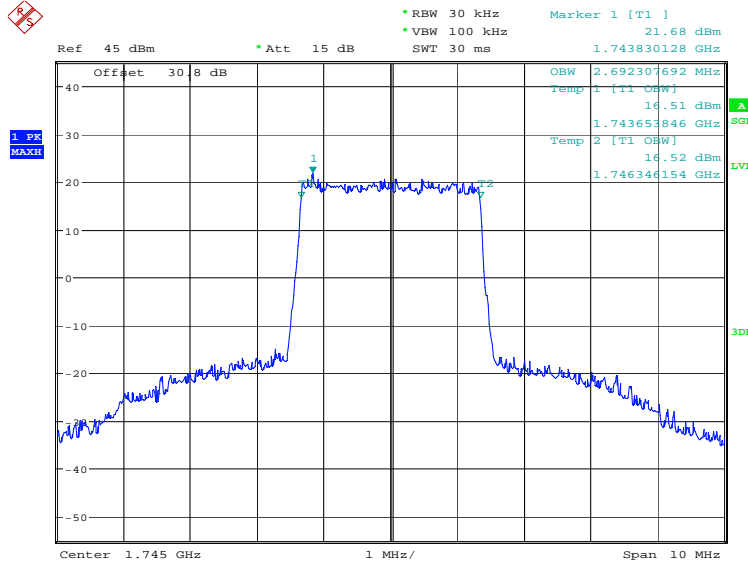


Date: 16.JAN.2024 15:46:59

LTE band 66, 3MHz (99%)

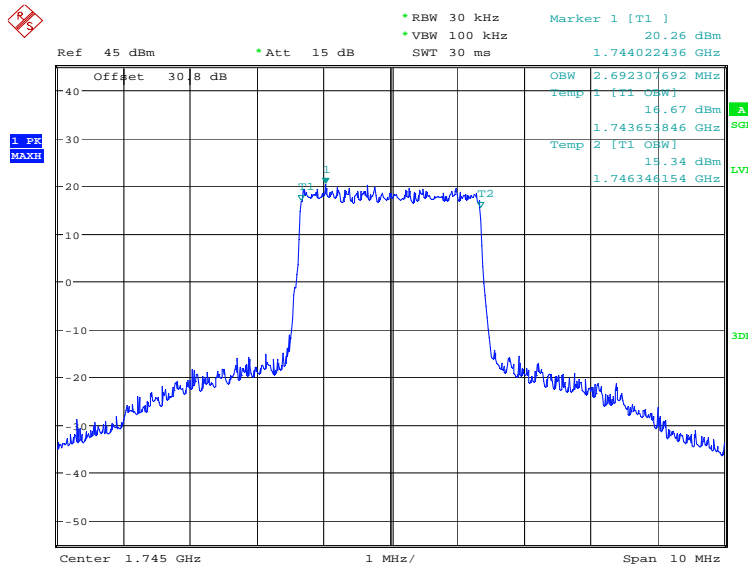
Frequency(MHz)	Occupied Bandwidth (99%)(kHz)	
1745.0	QPSK	16QAM
	2692.31	2692.31

LTE band 66, 3MHz Bandwidth, QPSK (99% BW)



Date: 16.JAN.2024 15:47:40

LTE band 66, 3MHz Bandwidth, 16QAM (99% BW)

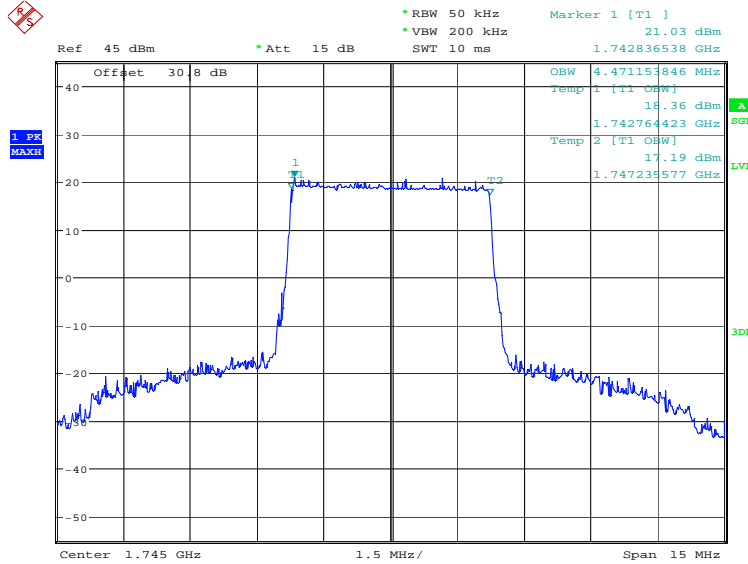


Date: 16.JAN.2024 15:48:21

LTE band 66, 5MHz (99%)

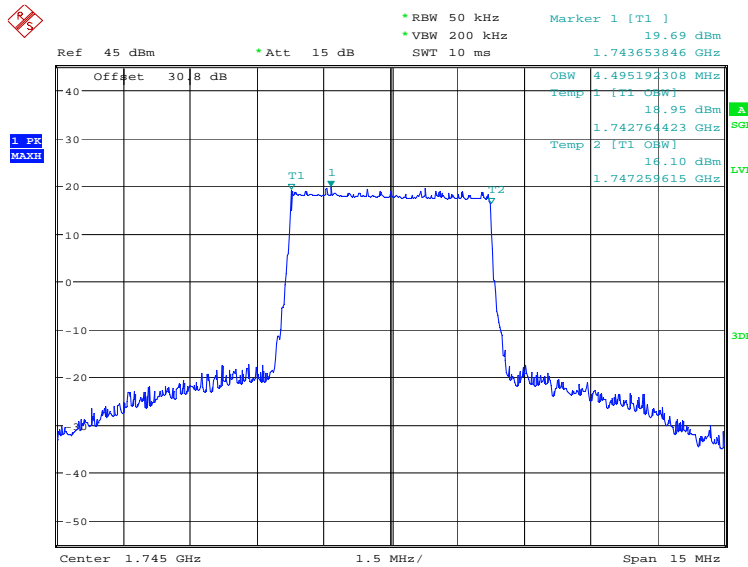
Frequency(MHz)	Occupied Bandwidth (99%)(kHz)	
1745.0	QPSK	16QAM
	4471.15	4495.19

LTE band 66, 5MHz Bandwidth, QPSK (99% BW)



Date: 16.JAN.2024 15:49:02

LTE band 66, 5MHz Bandwidth, 16QAM (99% BW)

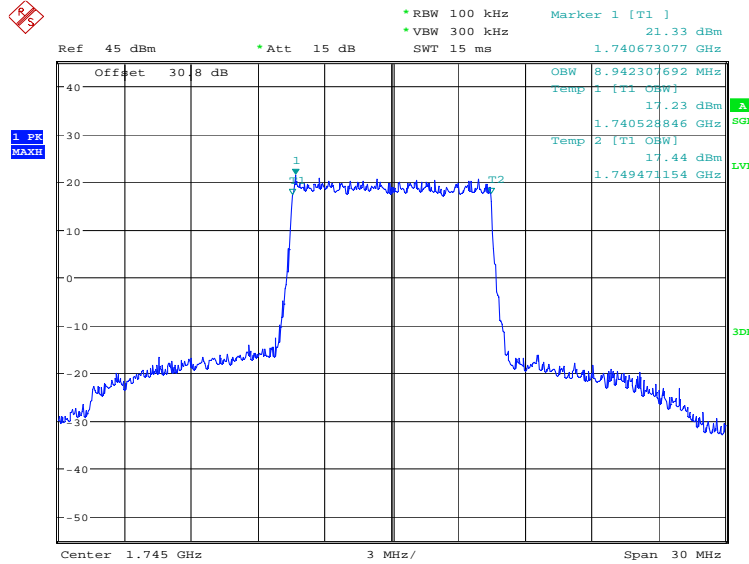


Date: 16.JAN.2024 15:49:42

LTE band 66, 10MHz (99%)

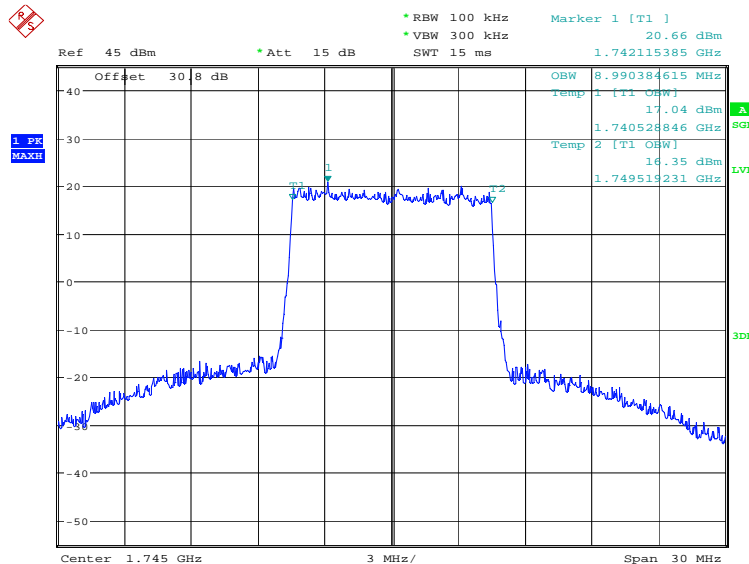
Frequency(MHz)	Occupied Bandwidth (99%)(kHz)	
1745.0	QPSK	16QAM
	8942.31	8990.38

LTE band 66, 10MHz Bandwidth, QPSK (99% BW)



Date: 16.JAN.2024 15:50:24

LTE band 66, 10MHz Bandwidth, 16QAM (99% BW)

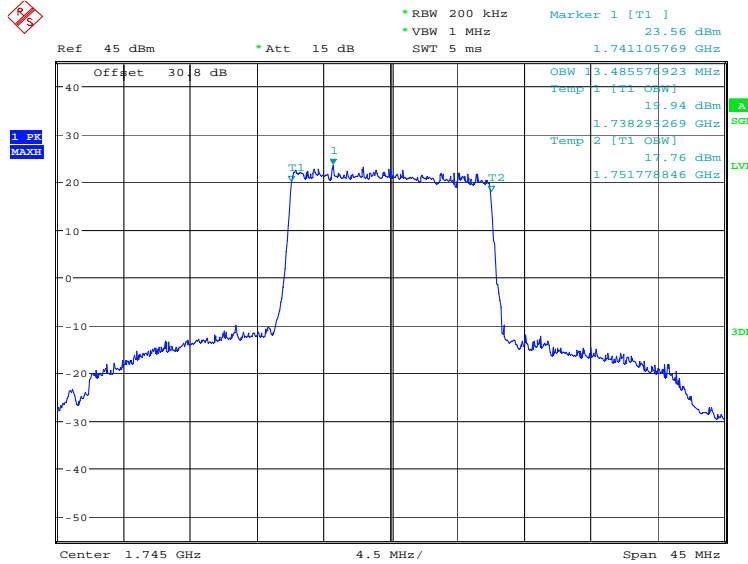


Date: 16.JAN.2024 15:51:04

LTE band 66, 15MHz (99%)

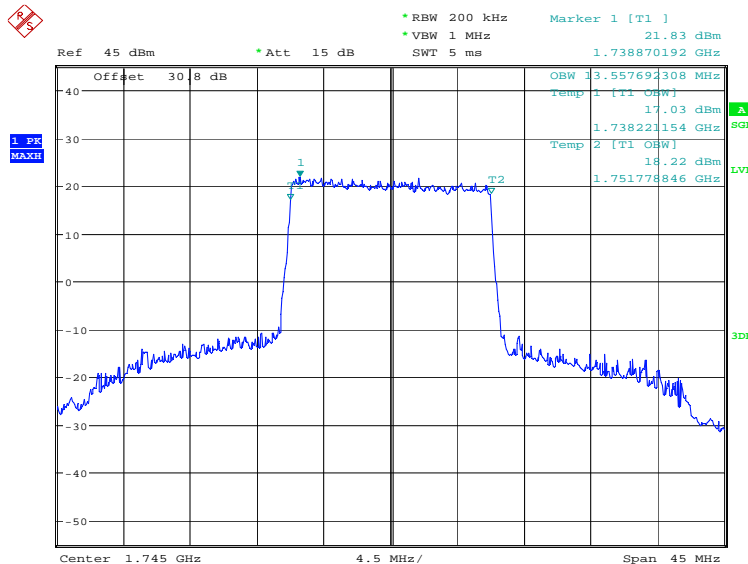
Frequency(MHz)	Occupied Bandwidth (99%)(kHz)	
1745.0	QPSK	16QAM
	13485.58	13557.69

LTE band 66, 15MHz Bandwidth, QPSK (99% BW)



Date: 16.JAN.2024 15:51:45

LTE band 66, 15MHz Bandwidth, 16QAM (99% BW)

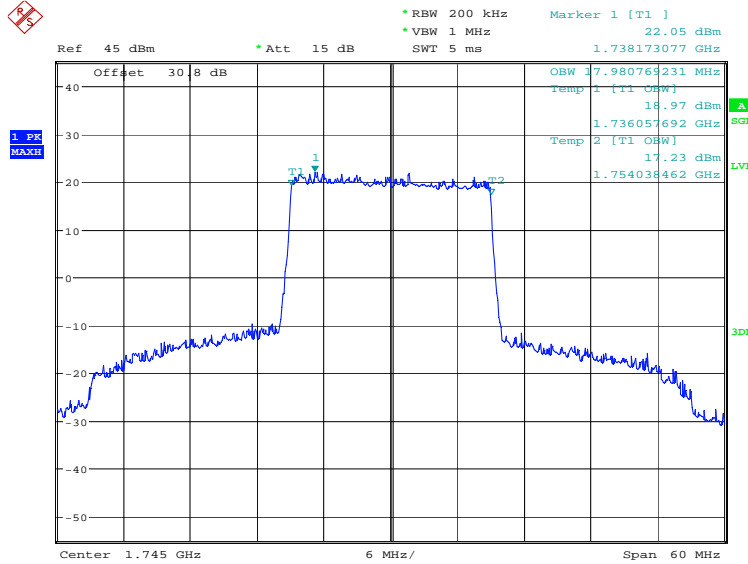


Date: 16.JAN.2024 15:52:25

LTE band 66, 20MHz (99%)

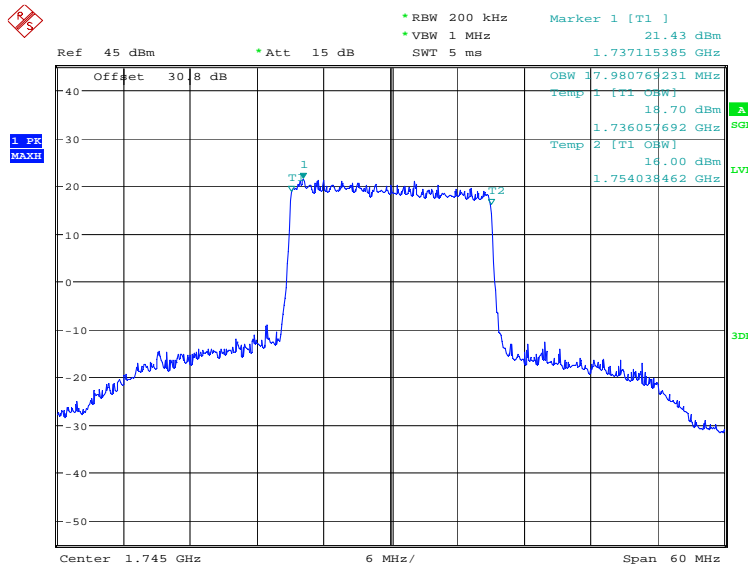
Frequency(MHz)	Occupied Bandwidth (99%)(kHz)	
1745.0	QPSK	16QAM
	17980.77	17980.77

LTE band 66, 20MHz Bandwidth, QPSK (99% BW)



Date: 16.JAN.2024 15:53:07

LTE band 66, 20MHz Bandwidth, 16QAM (99% BW)

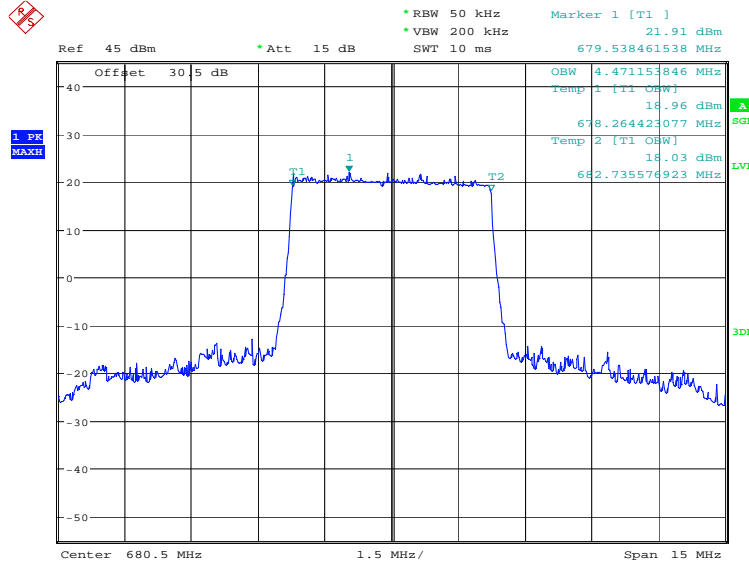


Date: 16.JAN.2024 15:53:47

LTE band 71, 5MHz (99%)

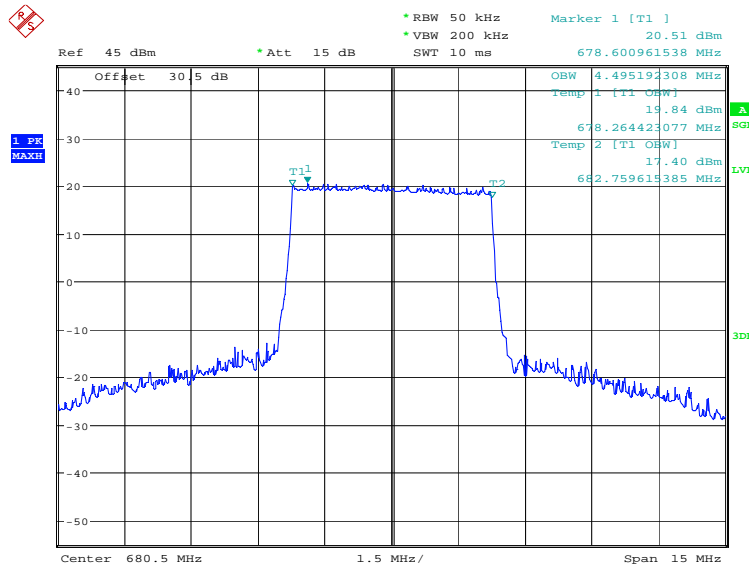
Frequency(MHz)	Occupied Bandwidth (99%)(kHz)	
680.5	QPSK	16QAM
	4471.15	4495.19

LTE band 71, 5MHz Bandwidth, QPSK (99% BW)



Date: 11.JAN.2024 17:11:43

LTE band 71, 5MHz Bandwidth, 16QAM (99% BW)

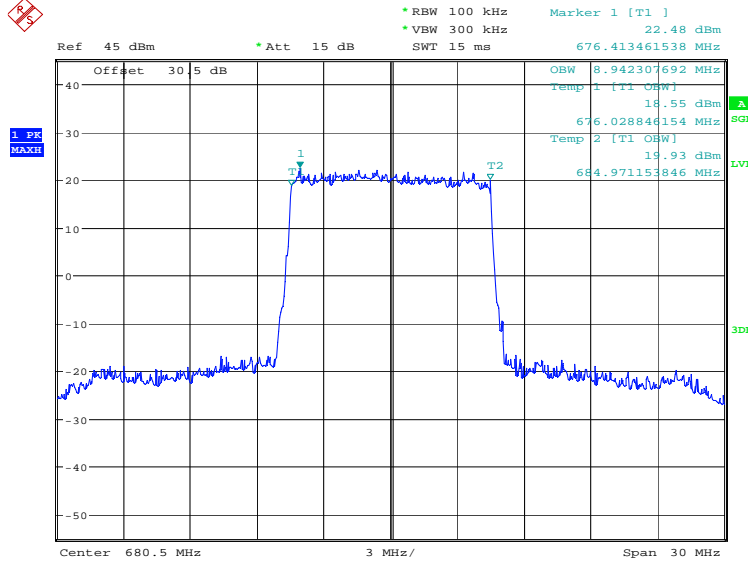


Date: 11.JAN.2024 17:12:23

LTE band 71, 10MHz (99%)

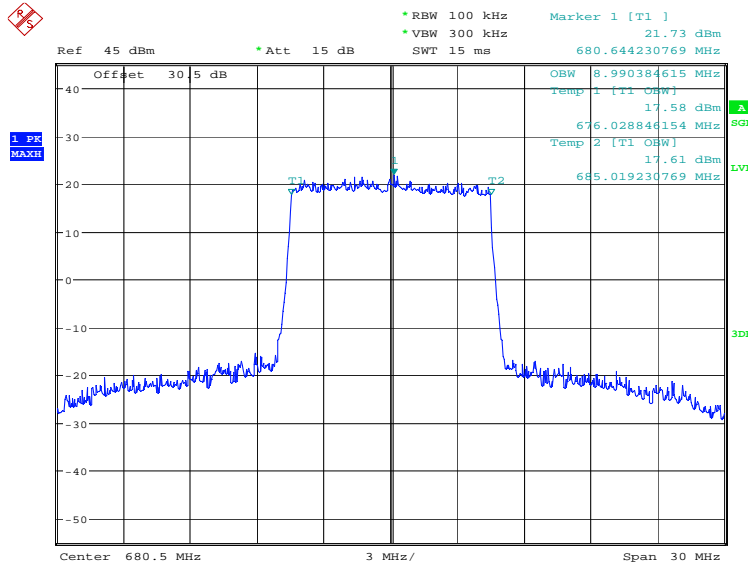
Frequency(MHz)	Occupied Bandwidth (99%)(kHz)	
680.5	QPSK	16QAM
	8942.31	8990.38

LTE band 71, 10MHz Bandwidth, QPSK (99% BW)



Date: 11.JAN.2024 17:13:04

LTE band 71, 10MHz Bandwidth, 16QAM (99% BW)

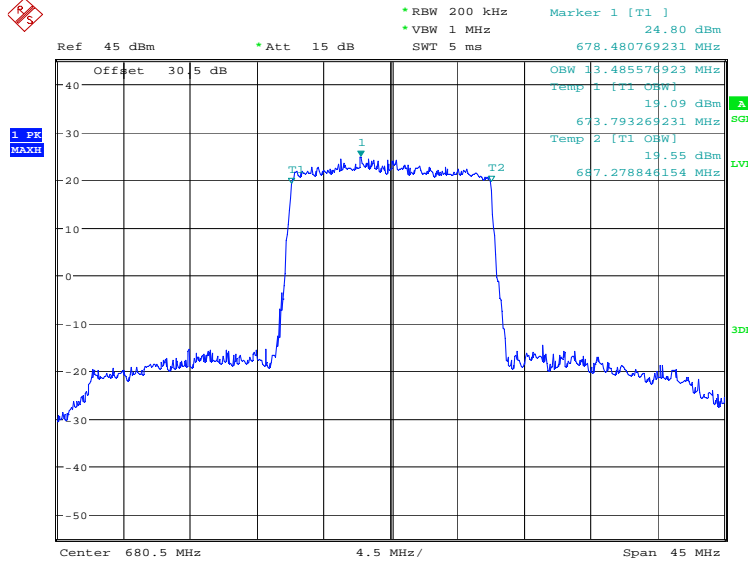


Date: 11.JAN.2024 17:13:44

LTE band 71, 15MHz (99%)

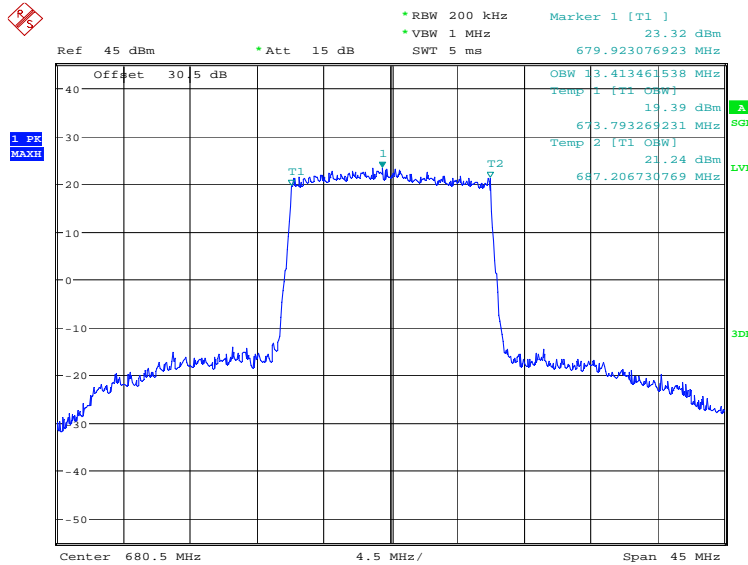
Frequency(MHz)	Occupied Bandwidth (99%)(kHz)	
680.5	QPSK	16QAM
	13485.58	13413.46

LTE band 71, 15MHz Bandwidth, QPSK (99% BW)



Date: 11.JAN.2024 17:14:26

LTE band 71, 15MHz Bandwidth, 16QAM (99% BW)

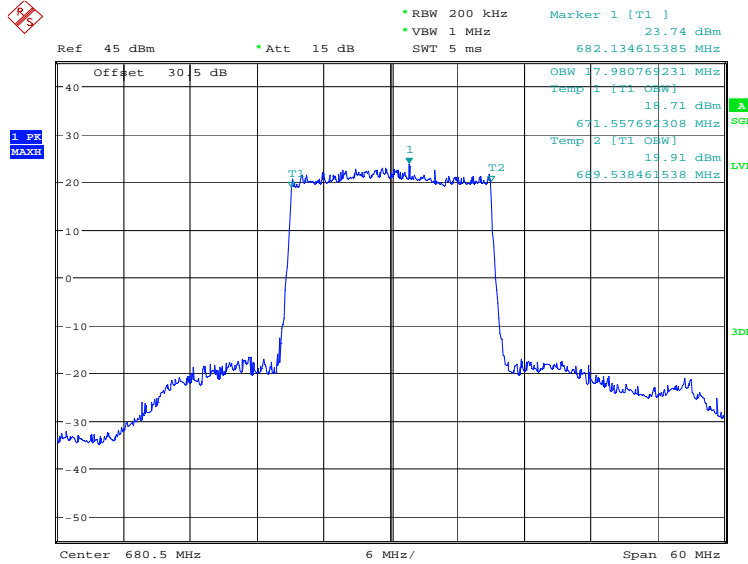


Date: 11.JAN.2024 17:15:06

LTE band 71, 20MHz (99%)

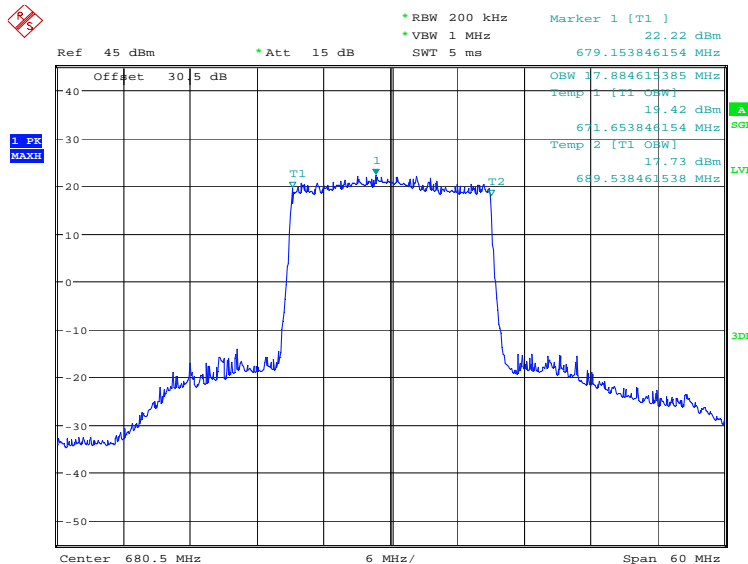
Frequency(MHz)	Occupied Bandwidth (99%)(kHz)	
680.5	QPSK	16QAM
	17980.77	17884.62

LTE band 71, 20MHz Bandwidth, QPSK (99% BW)



Date: 11.JAN.2024 17:15:47

LTE band 71, 20MHz Bandwidth, 16QAM (99% BW)



Date: 11.JAN.2024 17:16:27

Note: Expanded measurement uncertainty is $U = 3428 \text{ Hz}$, $k = 2$.

A.5 Emission Bandwidth

The emission bandwidth is defined as the width of the signal between two points, one below the carrier center frequency and one above the carrier center frequency, outside of which all emissions are attenuated at least 26 dB below the transmitter power. Table below lists the measured -26dBc BW. Spectrum analyzer plots are included on the following pages.

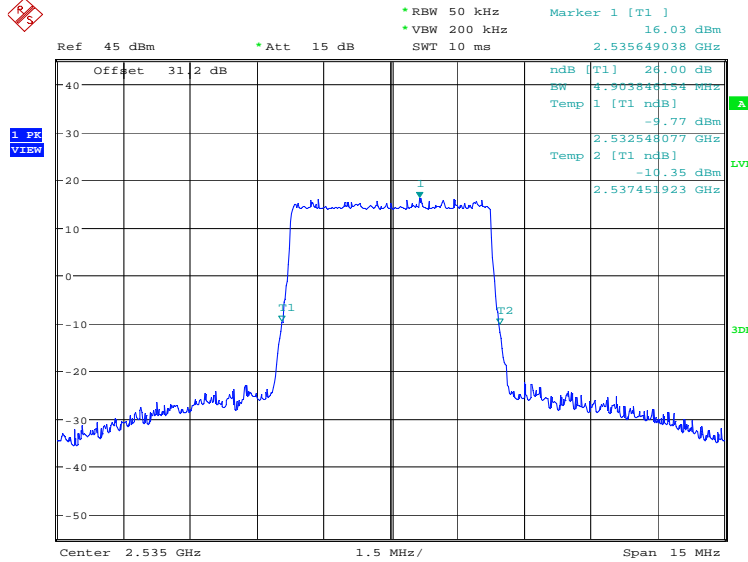
The measurement method is from ANSI C63.26:

- a) The spectrum analyzer center frequency is set to the nominal EUT channel center frequency. The span range for the spectrum analyzer shall be wide enough to see sufficient roll off of the signal to make the measurement.
- b) The nominal RBW shall be in the range of 1% to 5% of the anticipated OBW, and the VBW shall be set $\geq 3 \times$ RBW.
- c) Set the reference level of the instrument as required to prevent the signal amplitude from exceeding the maximum spectrum analyzer input mixer level for linear operation.
- d) The dynamic range of the spectrum analyzer at the selected RBW shall be more than 10 dB below the target “-X dB” requirement, i.e., if the requirement calls for measuring the -26 dB OBW, the spectrum analyzer noise floor at the selected RBW shall be at least 36 dB below the reference level.
- e) Set spectrum analyzer detection mode to peak, and the trace mode to max hold.

LTE band 7, 5MHz (-26dBc)

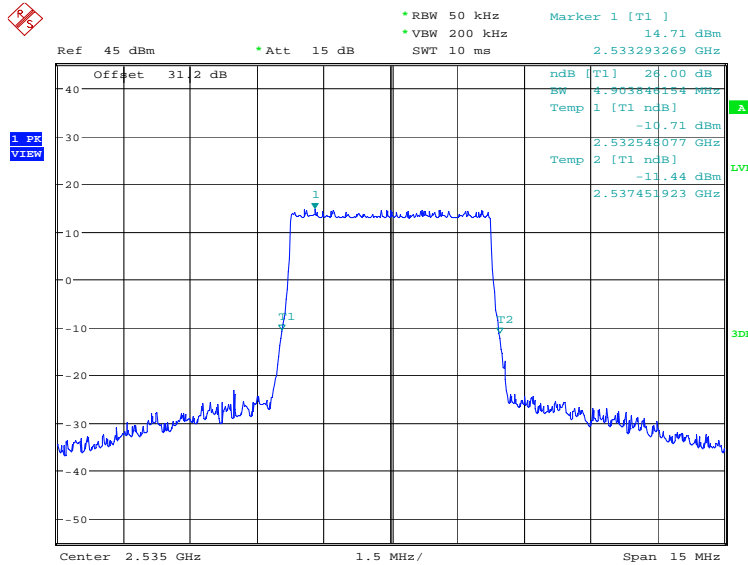
Frequency(MHz)	Emission Bandwidth (-26dBc)(kHz)	
2535.0	QPSK	16QAM
	4903.85	4903.85

LTE band 7, 5MHz Bandwidth, QPSK (-26dBc BW)



Date: 16.JAN.2024 14:24:34

LTE band 7, 5MHz Bandwidth,16QAM (-26dBc BW)

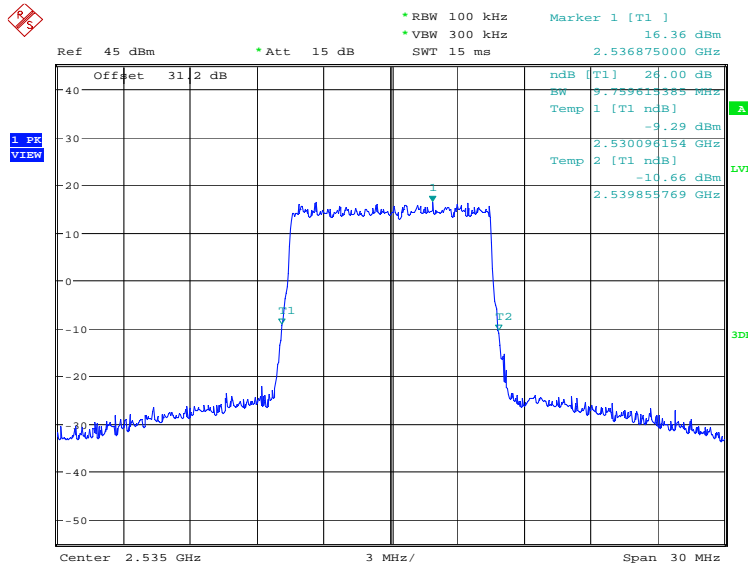


Date: 16.JAN.2024 14:25:14

LTE band 7, 10MHz (-26dBc)

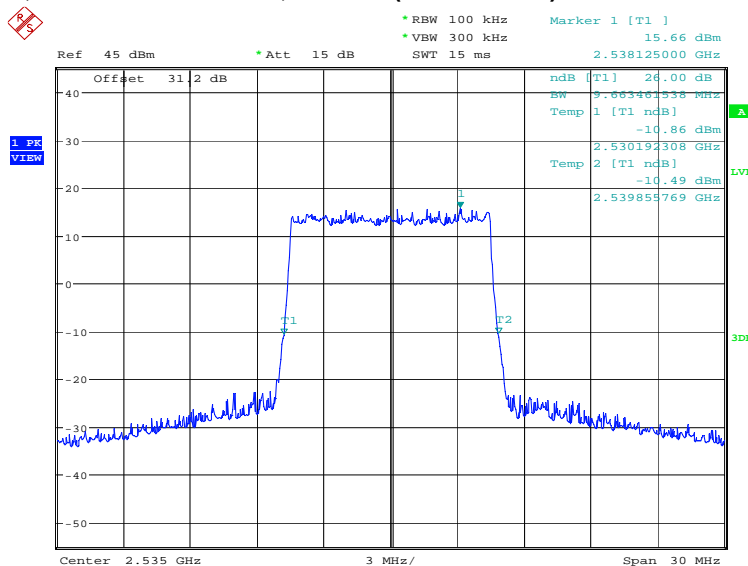
Frequency(MHz)	Emission Bandwidth (-26dBc)(kHz)	
2535.0	QPSK	16QAM
	9759.62	9663.46

LTE band 7, 10MHz Bandwidth, QPSK (-26dBc BW)



Date: 16.JAN.2024 14:25:56

LTE band 7, 10MHz Bandwidth, 16QAM (-26dBc BW)

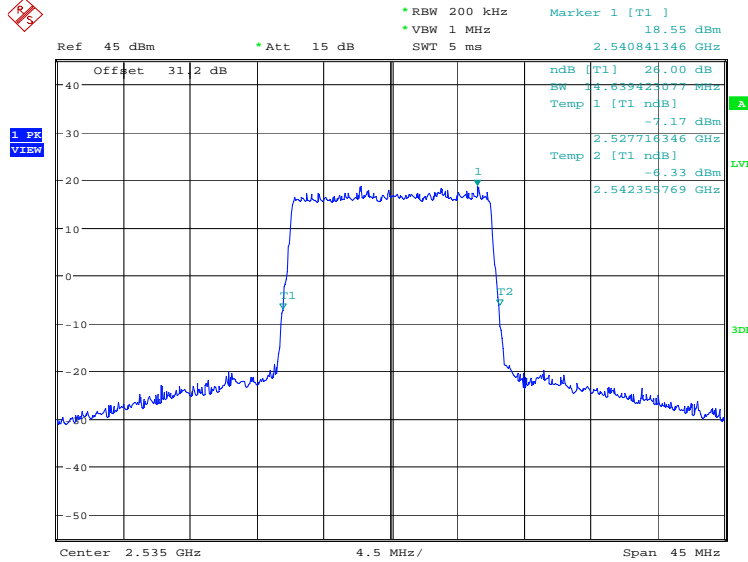


Date: 16.JAN.2024 14:26:36

LTE band 7, 15MHz (-26dBc)

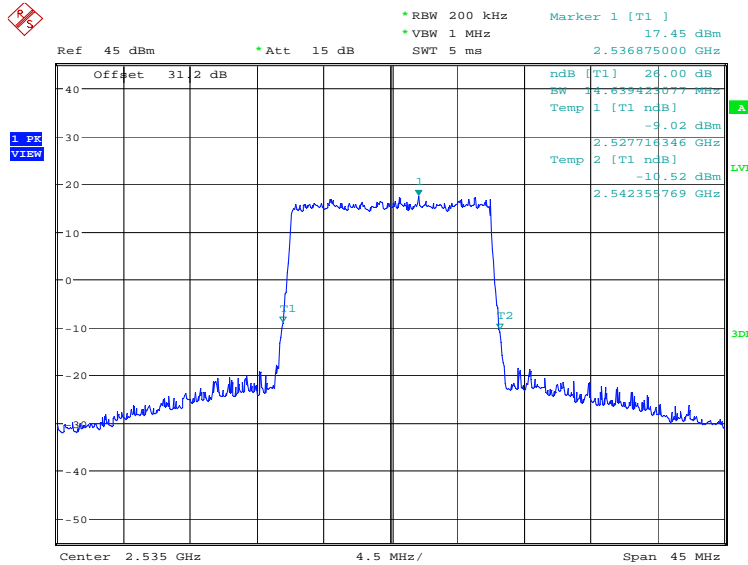
Frequency(MHz)	Emission Bandwidth (-26dBc)(kHz)	
2535.0	QPSK	16QAM
	14639.42	14639.42

LTE band 7, 15MHz Bandwidth, QPSK (-26dBc BW)



Date: 16.JAN.2024 14:27:18

LTE band 7, 15MHz Bandwidth, 16QAM (-26dBc BW)

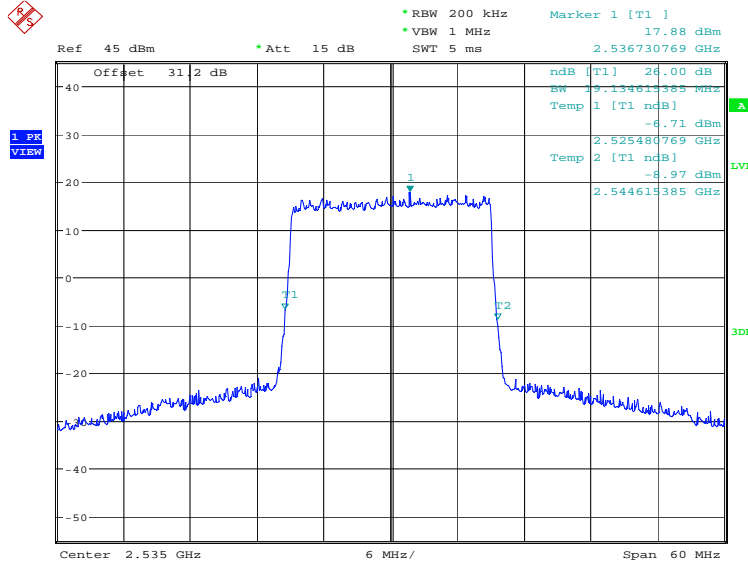


Date: 16.JAN.2024 14:27:58

LTE band 7, 20MHz (-26dBc)

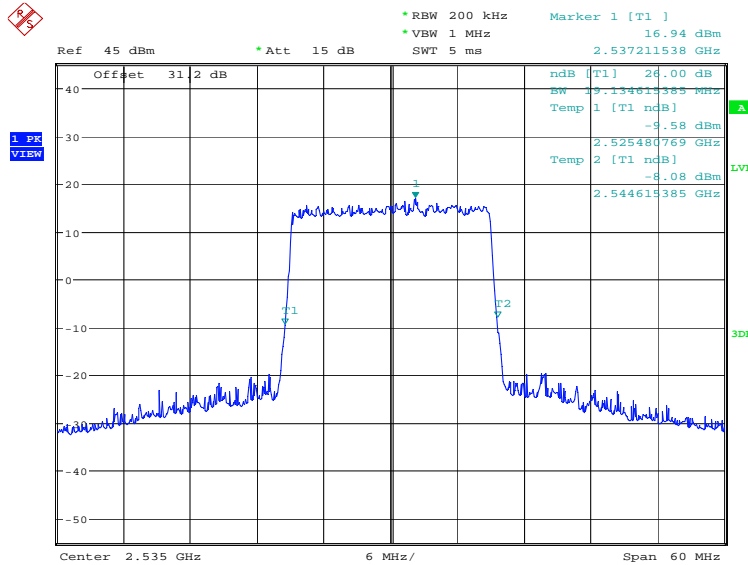
Frequency(MHz)	Emission Bandwidth (-26dBc)(kHz)	
2535.0	QPSK	16QAM
	19134.62	19134.62

LTE band 7, 20MHz Bandwidth, QPSK (-26dBc BW)



Date: 16.JAN.2024 14:28:40

LTE band 7, 20MHz Bandwidth, 16QAM (-26dBc BW)

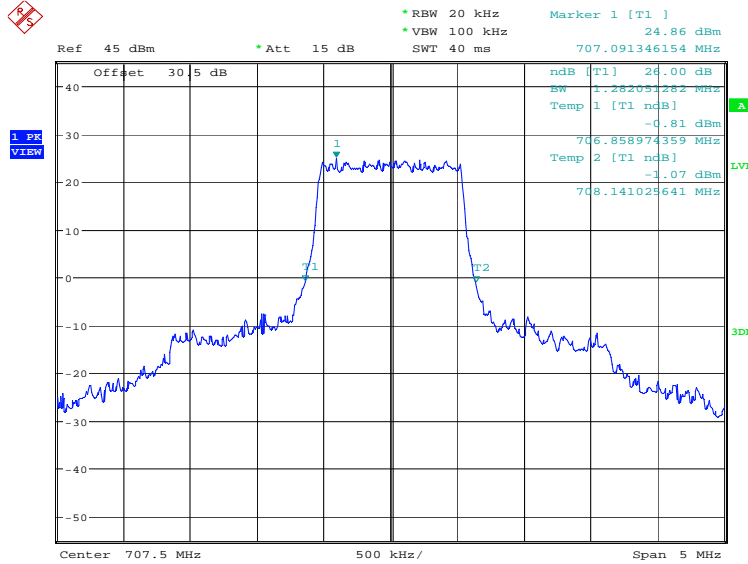


Date: 16.JAN.2024 14:29:20

LTE band 12, 1.4MHz (-26dBc)

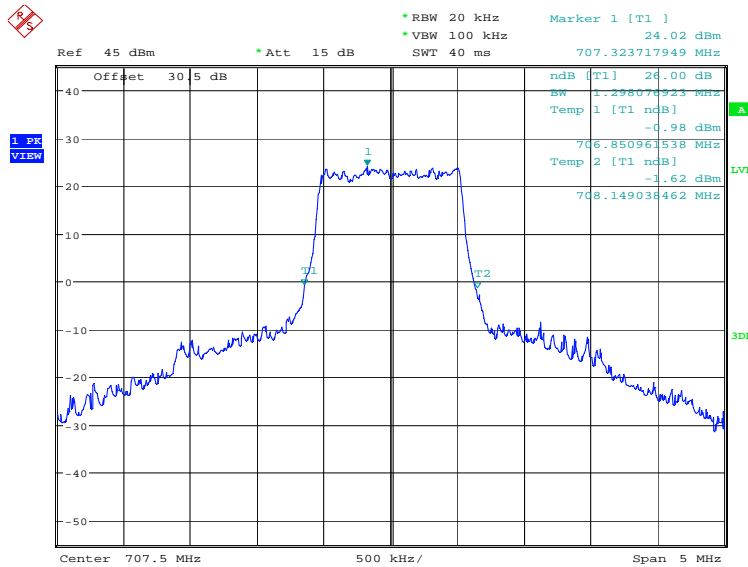
Frequency(MHz)	Emission Bandwidth (-26dBc)(kHz)	
707.5	QPSK	16QAM
	1282.05	1298.08

LTE band 12, 1.4MHz Bandwidth, QPSK (-26dBc BW)



Date: 11.JAN.2024 17:47:49

LTE band 12, 1.4MHz Bandwidth, 16QAM (-26dBc BW)

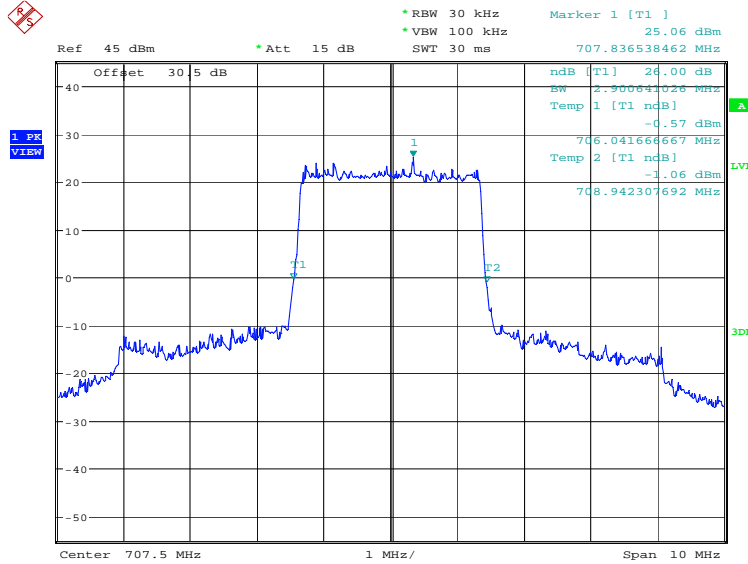


Date: 11.JAN.2024 17:48:29

LTE band 12, 3MHz (-26dBc)

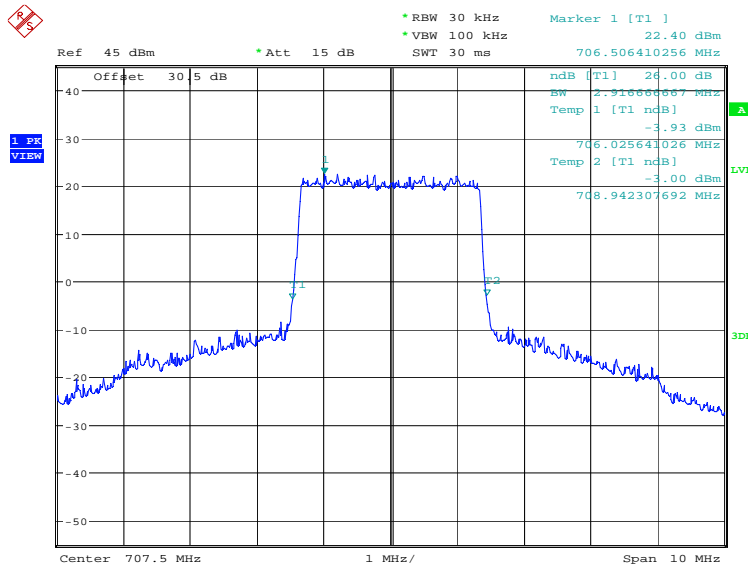
Frequency(MHz)	Emission Bandwidth (-26dBc)(kHz)	
707.5	QPSK	16QAM
	2900.64	2916.67

LTE band 12, 3MHz Bandwidth, QPSK (-26dBc BW)



Date: 11.JAN.2024 17:49:12

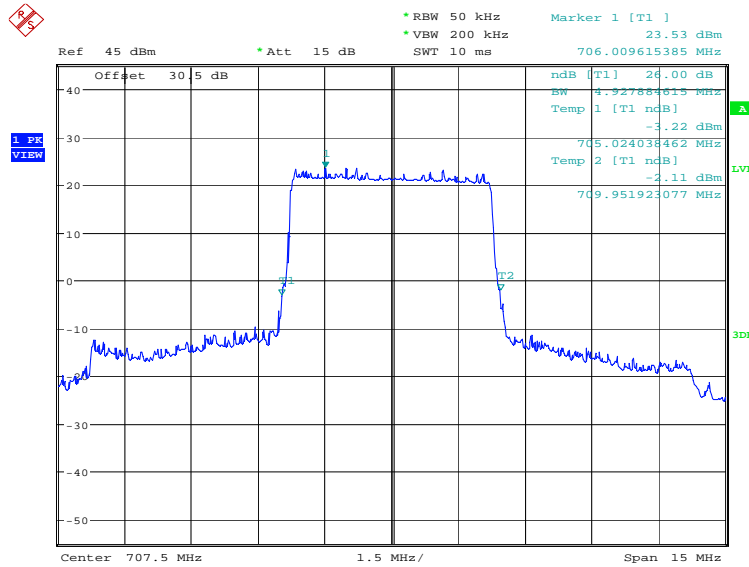
LTE band 12, 3MHz Bandwidth, 16QAM (-26dBc BW)



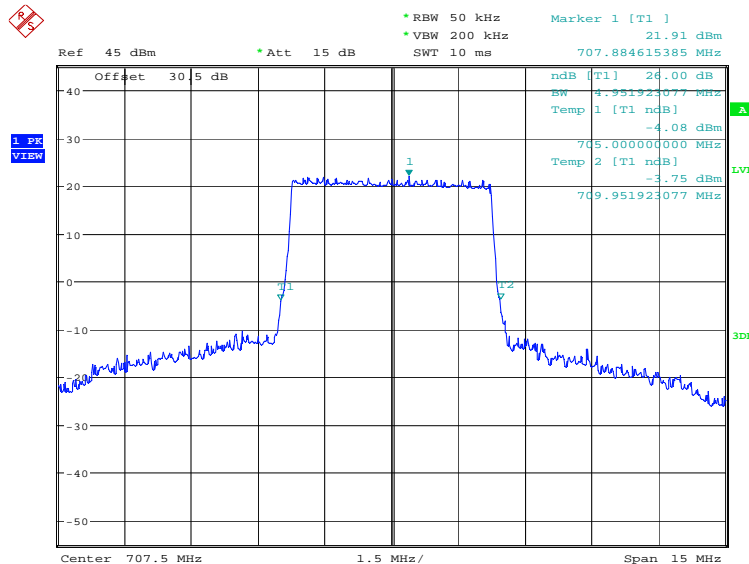
Date: 11.JAN.2024 17:49:52

LTE band 12, 5MHz (-26dBc)

Frequency(MHz)	Emission Bandwidth (-26dBc)(kHz)	
707.5	QPSK	16QAM
	4927.88	4951.92

LTE band 12, 5MHz Bandwidth, QPSK (-26dBc BW)


Date: 11.JAN.2024 17:50:34

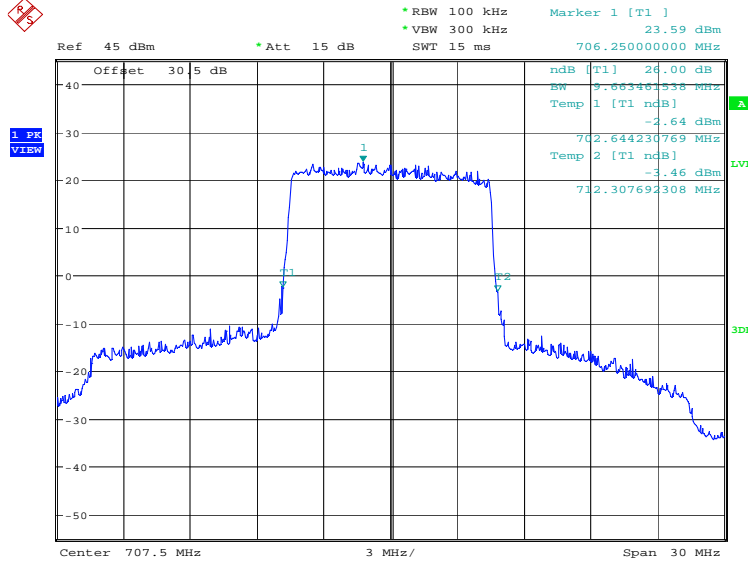
LTE band 12, 5MHz Bandwidth, 16QAM (-26dBc BW)


Date: 11.JAN.2024 17:51:14

LTE band 12, 10MHz (-26dBc)

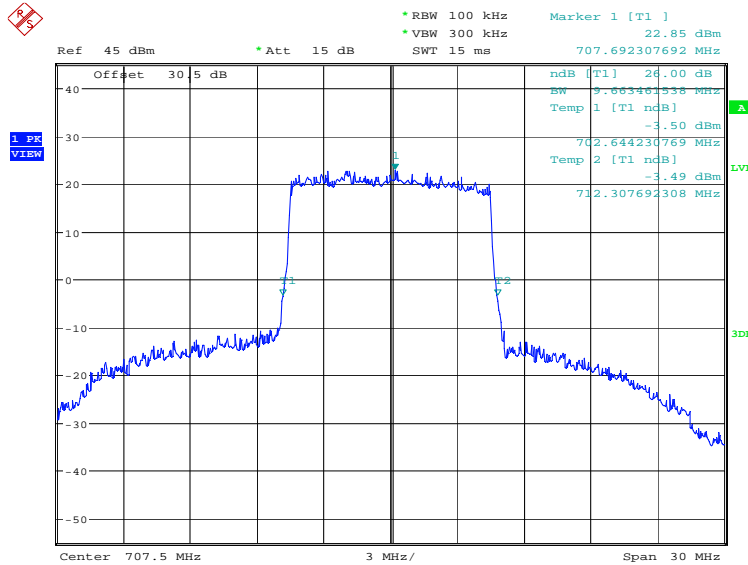
Frequency(MHz)	Emission Bandwidth (-26dBc)(kHz)	
707.5	QPSK	16QAM
	9663.46	9663.46

LTE band 12, 10MHz Bandwidth, QPSK (-26dBc BW)



Date: 11.JAN.2024 17:51:56

LTE band 12, 10MHz Bandwidth, 16QAM (-26dBc BW)

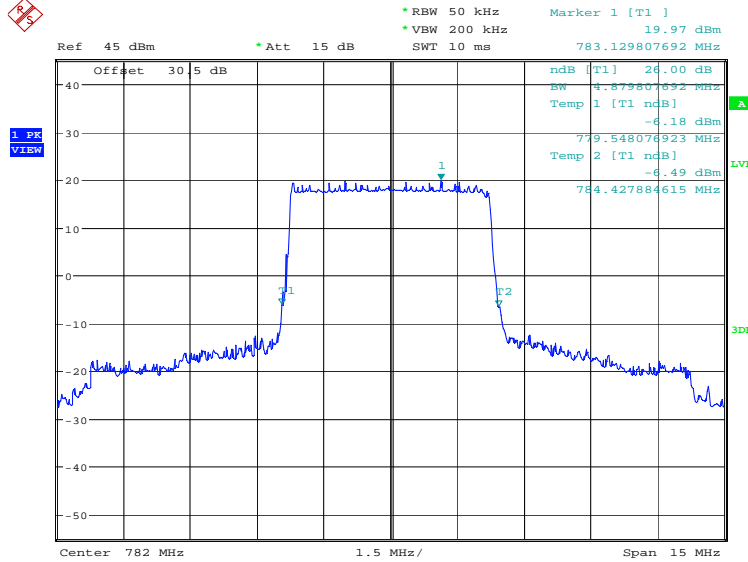


Date: 11.JAN.2024 17:52:36

LTE band 13, 5MHz (-26dBc)

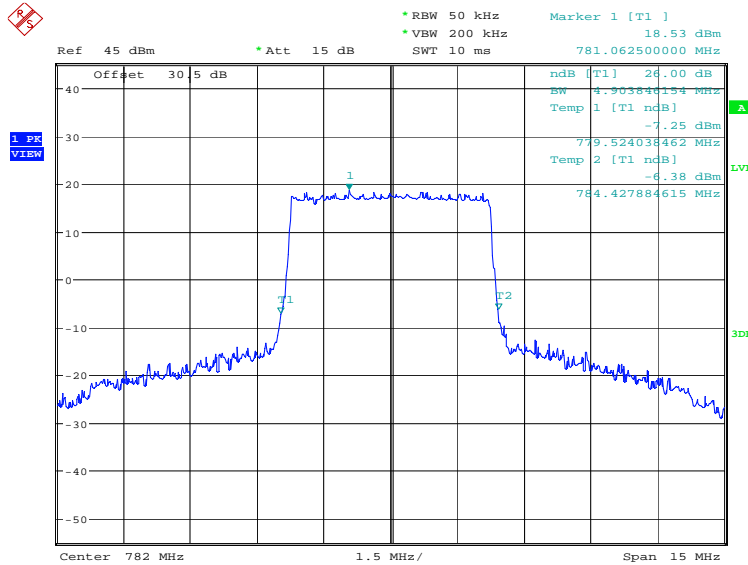
Frequency(MHz)	Emission Bandwidth (-26dBc)(kHz)	
782.0	QPSK	16QAM
	4879.81	4903.85

LTE band 13, 5MHz Bandwidth, QPSK (-26dBc BW)



Date: 11.JAN.2024 17:53:20

LTE band 13, 5MHz Bandwidth, 16QAM (-26dBc BW)

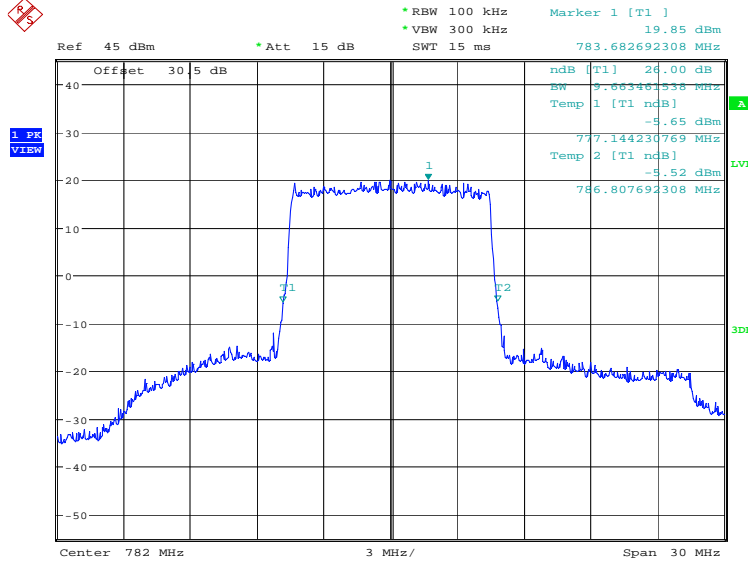


Date: 11.JAN.2024 17:54:00

LTE band 13, 10MHz (-26dBc)

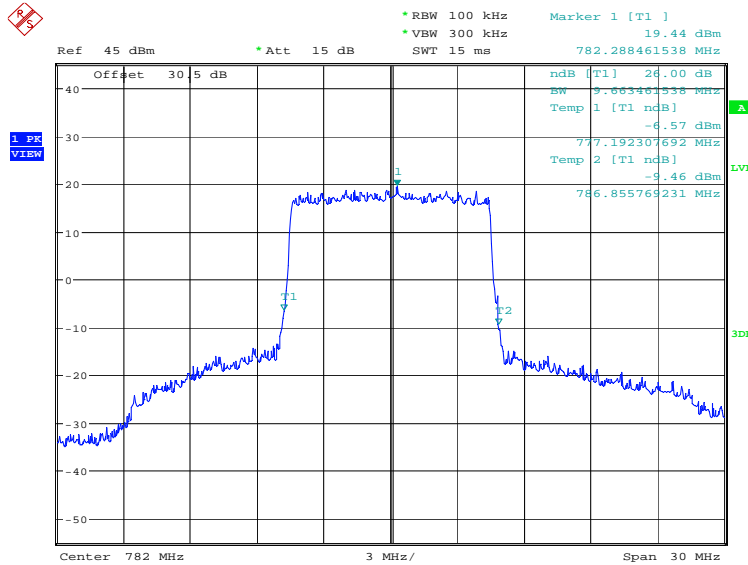
Frequency(MHz)	Emission Bandwidth (-26dBc)(kHz)	
782.0	QPSK	16QAM
	9663.46	9663.46

LTE band 13, 10MHz Bandwidth, QPSK (-26dBc BW)



Date: 11.JAN.2024 17:54:42

LTE band 13, 10MHz Bandwidth, 16QAM (-26dBc BW)

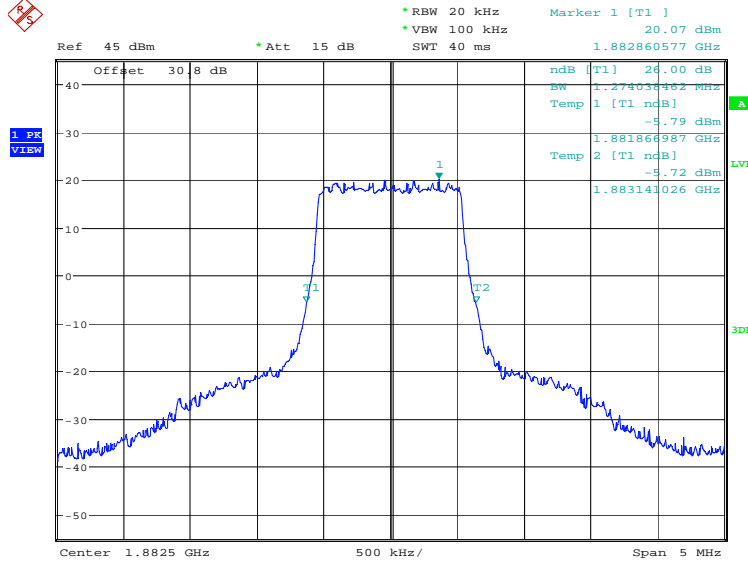


Date: 11.JAN.2024 17:55:22

LTE band 25, 1.4MHz (-26dBc)

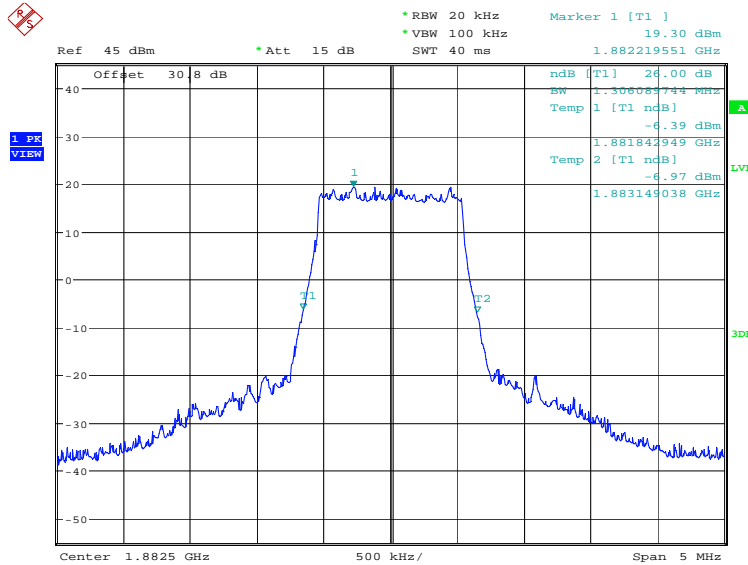
Frequency(MHz)	Emission Bandwidth (-26dBc)(kHz)	
1882.5	QPSK	16QAM
	1274.04	1306.09

LTE band 25, 1.4MHz Bandwidth, QPSK (-26dBc BW)



Date: 16.JAN.2024 15:55:06

LTE band 25, 1.4MHz Bandwidth, 16QAM (-26dBc BW)

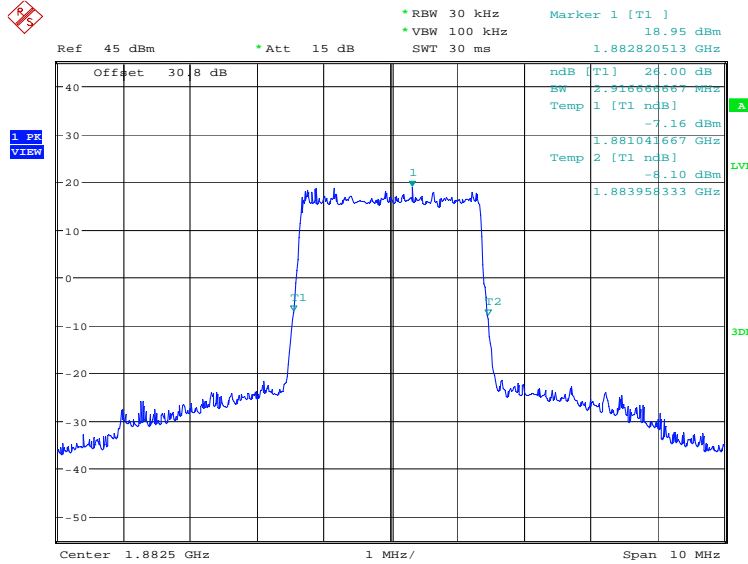


Date: 16.JAN.2024 15:55:46

LTE band 25, 3MHz (-26dBc)

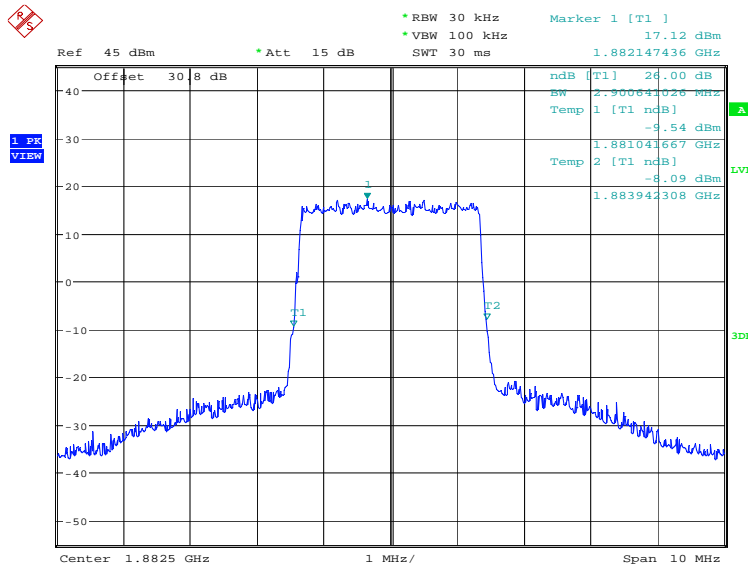
Frequency(MHz)	Emission Bandwidth (-26dBc)(kHz)	
1882.5	QPSK	16QAM
	2916.67	2900.64

LTE band 25, 3MHz Bandwidth, QPSK (-26dBc BW)



Date: 16.JAN.2024 15:56:28

LTE band 25, 3MHz Bandwidth, 16QAM (-26dBc BW)

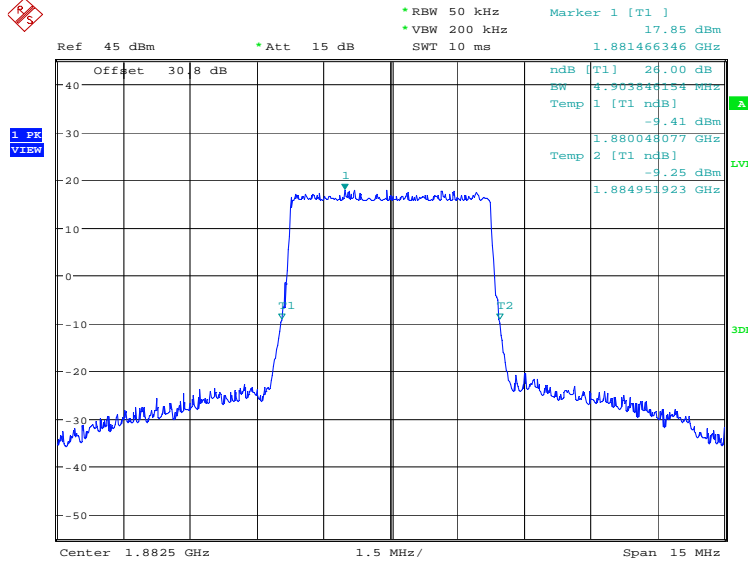


Date: 16.JAN.2024 15:57:08

LTE band 25, 5MHz (-26dBc)

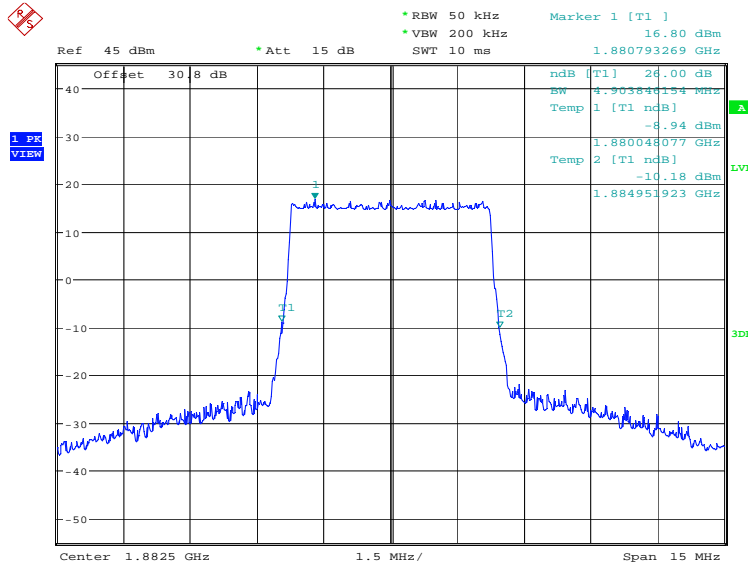
Frequency(MHz)	Emission Bandwidth (-26dBc)(kHz)	
1882.5	QPSK	16QAM
	4903.85	4903.85

LTE band 25, 5MHz Bandwidth, QPSK (-26dBc BW)



Date: 16.JAN.2024 15:57:50

LTE band 25, 5MHz Bandwidth, 16QAM (-26dBc BW)

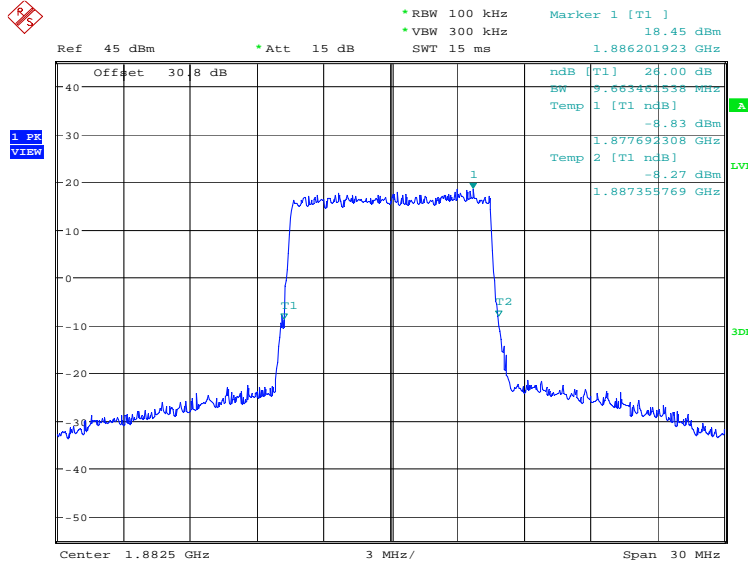


Date: 16.JAN.2024 15:58:30

LTE band 25, 10MHz (-26dBc)

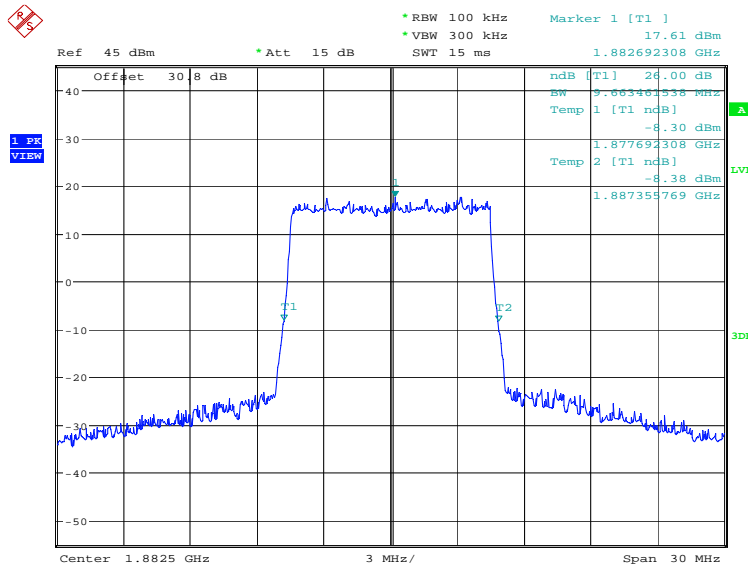
Frequency(MHz)	Emission Bandwidth (-26dBc)(kHz)	
1882.5	QPSK	16QAM
	9663.46	9663.46

LTE band 25, 10MHz Bandwidth, QPSK (-26dBc BW)



Date: 16.JAN.2024 15:59:11

LTE band 25, 10MHz Bandwidth, 16QAM (-26dBc BW)

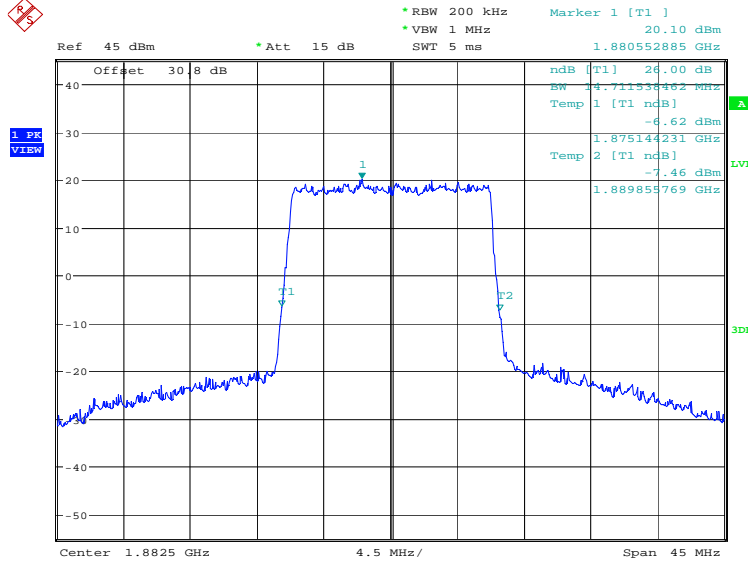


Date: 16.JAN.2024 15:59:52

LTE band 25, 15MHz (-26dBc)

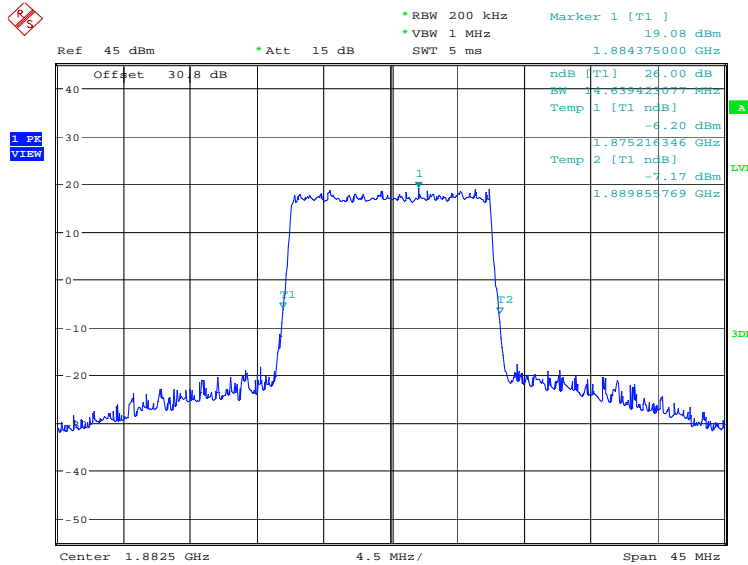
Frequency(MHz)	Emission Bandwidth (-26dBc)(kHz)	
1882.5	QPSK	16QAM
	14711.54	14639.42

LTE band 25, 15MHz Bandwidth, QPSK (-26dBc BW)



Date: 16.JAN.2024 16:00:34

LTE band 25, 15MHz Bandwidth, 16QAM (-26dBc BW)

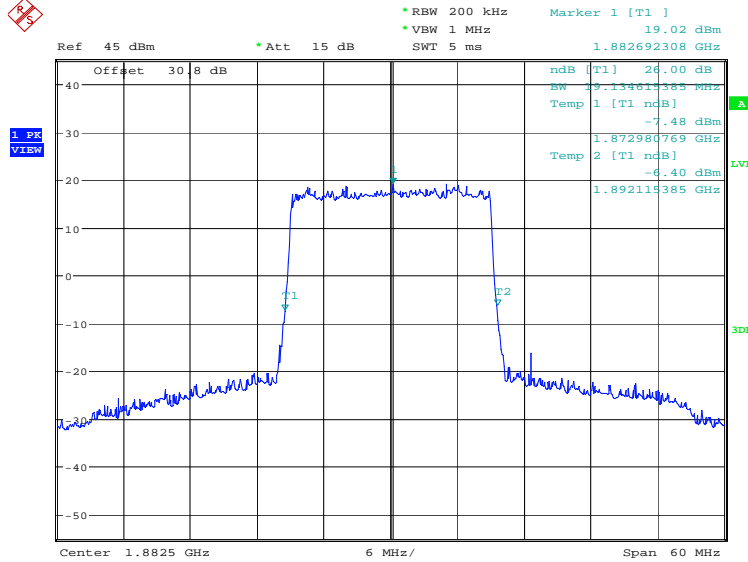


Date: 16.JAN.2024 16:01:14

LTE band 25, 20MHz (-26dBc)

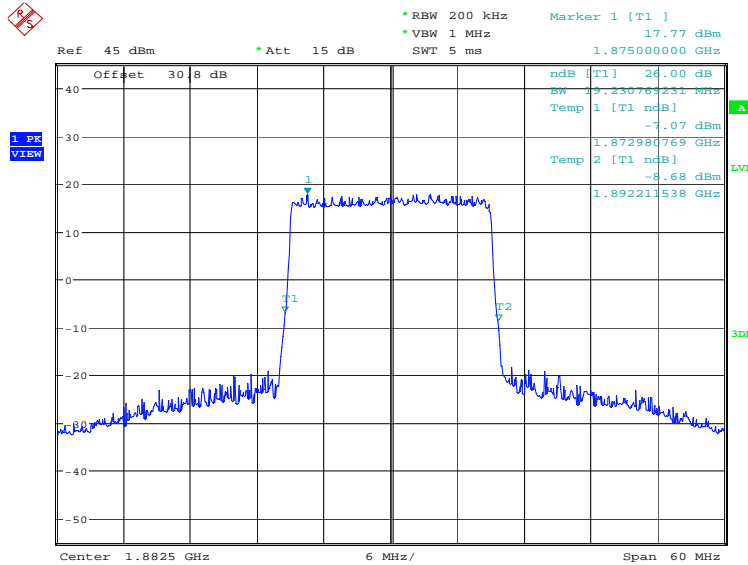
Frequency(MHz)	Emission Bandwidth (-26dBc)(kHz)	
1882.5	QPSK	16QAM
	19134.62	19230.77

LTE band 25, 20MHz Bandwidth, QPSK (-26dBc BW)



Date: 16.JAN.2024 16:01:56

LTE band 25, 20MHz Bandwidth, 16QAM (-26dBc BW)

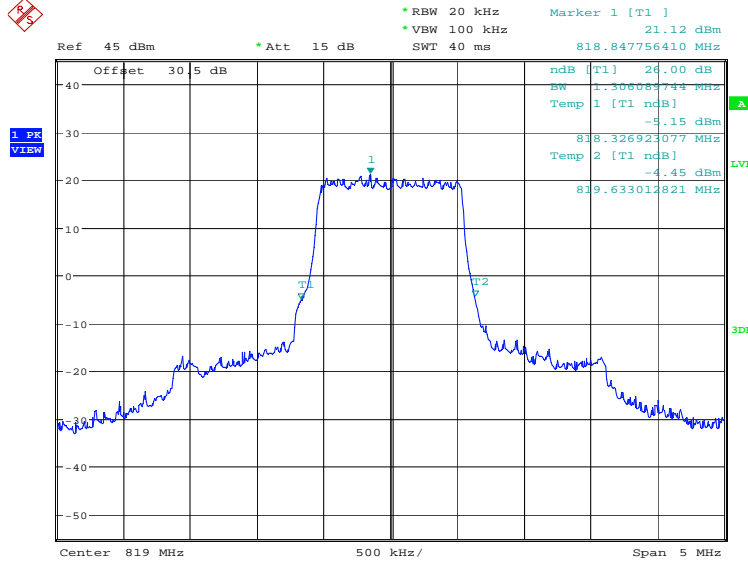


Date: 16.JAN.2024 16:02:36

LTE band 26(814MHz~824MHz), 1.4MHz (-26dBc)

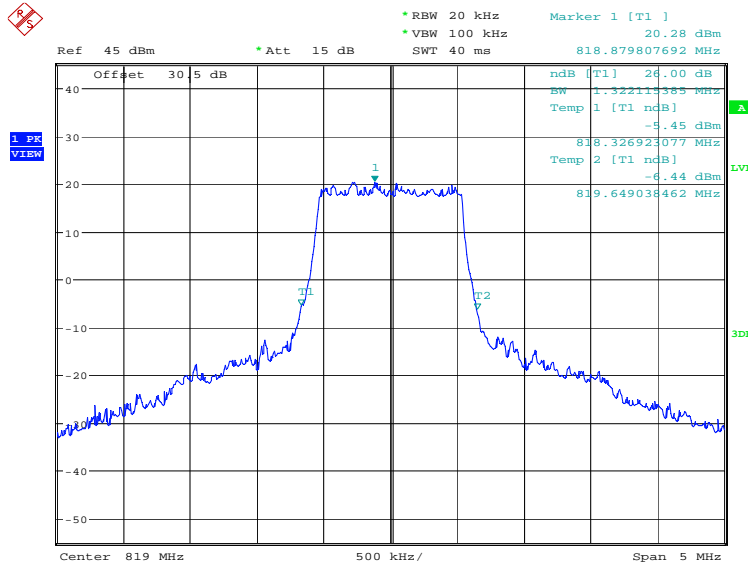
Frequency(MHz)	Emission Bandwidth (-26dBc)(kHz)	
819.0	QPSK	16QAM
	1306.09	1322.12

LTE band 26(814MHz~824MHz), 1.4MHz Bandwidth, QPSK (-26dBc BW)



Date: 11.JAN.2024 18:04:35

LTE band 26(814MHz~824MHz), 1.4MHz Bandwidth, 16QAM (-26dBc BW)

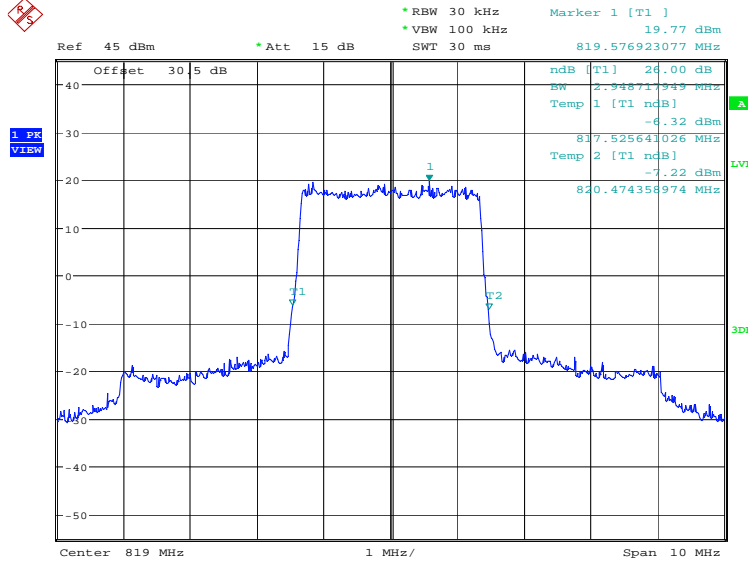


Date: 11.JAN.2024 18:05:16

LTE band 26(814MHz~824MHz), 3MHz (-26dBc)

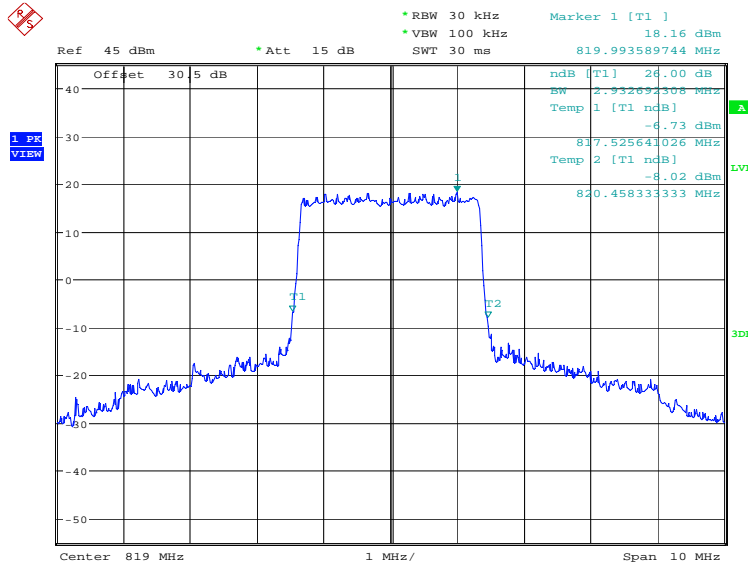
Frequency(MHz)	Emission Bandwidth (-26dBc)(kHz)	
819.0	QPSK	16QAM
	2948.72	2932.69

LTE band 26(814MHz~824MHz), 3MHz Bandwidth, QPSK (-26dBc BW)



Date: 11.JAN.2024 18:05:58

LTE band 26(814MHz~824MHz), 3MHz Bandwidth, 16QAM (-26dBc BW)

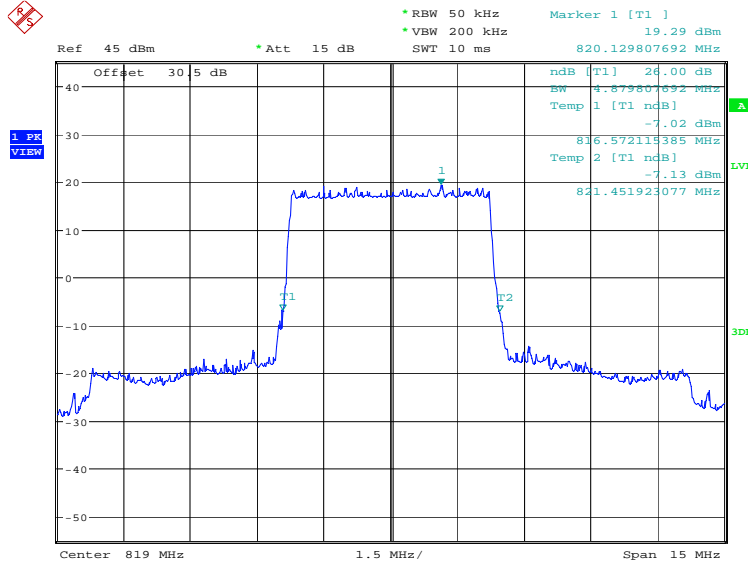


Date: 11.JAN.2024 18:06:38

LTE band 26(814MHz~824MHz), 5MHz (-26dBc)

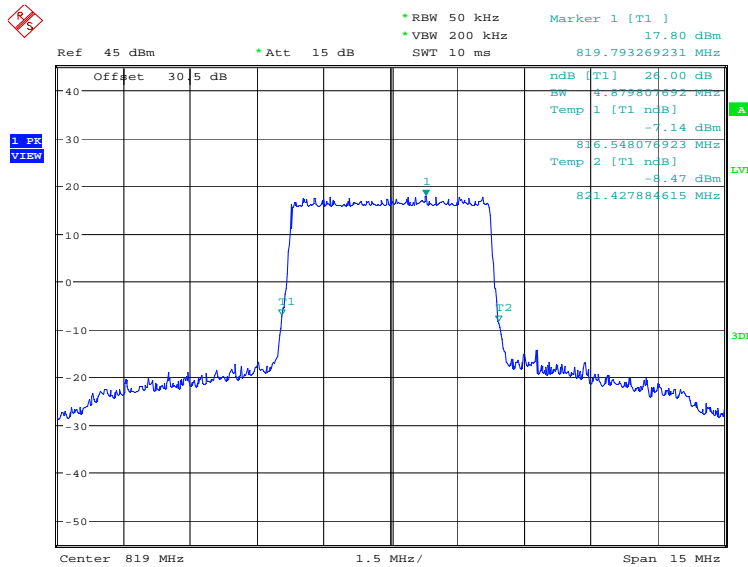
Frequency(MHz)	Emission Bandwidth (-26dBc)(kHz)	
819.0	QPSK	16QAM
	4879.81	4879.81

LTE band 26(814MHz~824MHz), 5MHz Bandwidth, QPSK (-26dBc BW)



Date: 11.JAN.2024 18:07:20

LTE band 26(814MHz~824MHz), 5MHz Bandwidth, 16QAM (-26dBc BW)

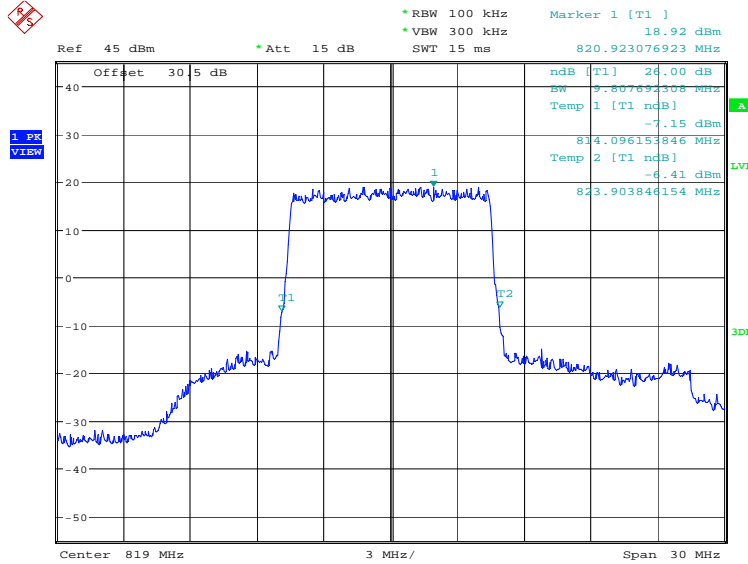


Date: 11.JAN.2024 18:08:01

LTE band 26(814MHz~824MHz), 10MHz (-26dBc)

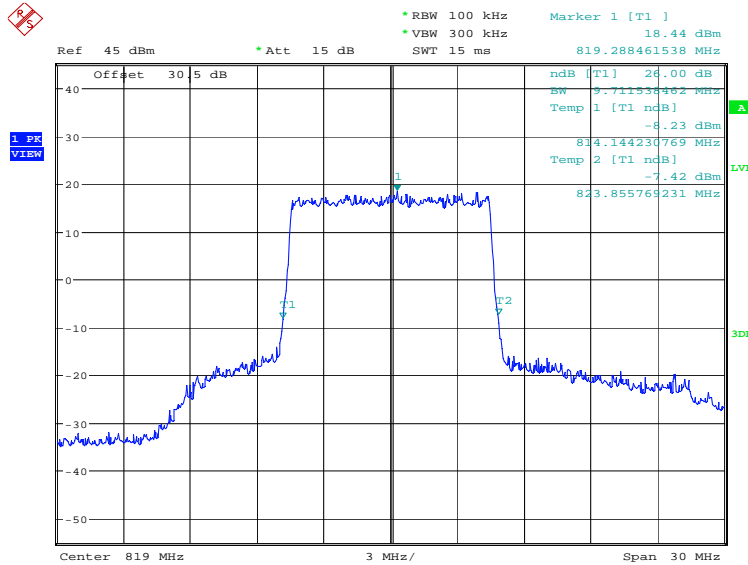
Frequency(MHz)	Emission Bandwidth (-26dBc)(kHz)	
819.0	QPSK	16QAM
	9807.69	9711.54

LTE band 26(814MHz~824MHz), 10MHz Bandwidth, QPSK (-26dBc BW)



Date: 11.JAN.2024 18:08:43

LTE band 26(814MHz~824MHz), 10MHz Bandwidth, 16QAM (-26dBc BW)

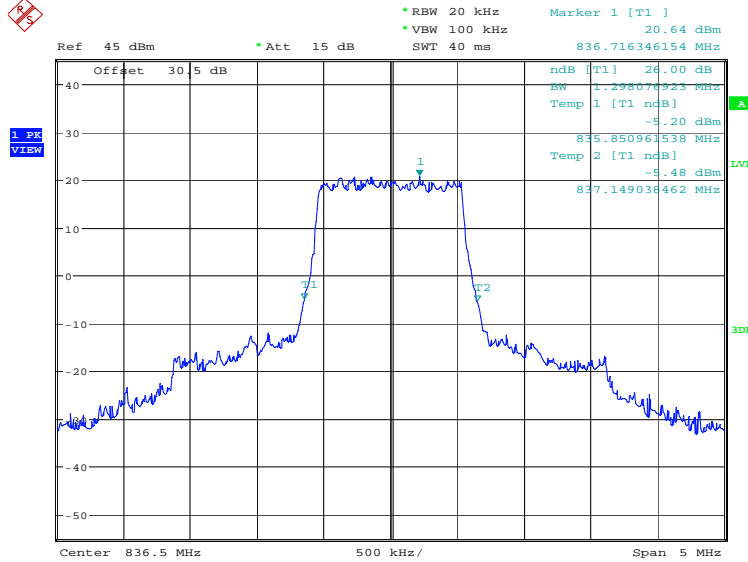


Date: 11.JAN.2024 18:09:23

LTE band 26(824MHz~849MHz), 1.4MHz (-26dBc)

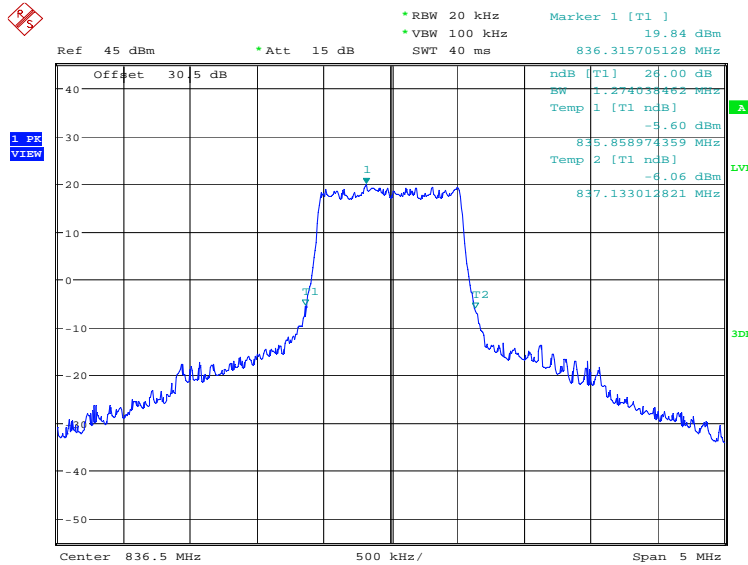
Frequency(MHz)	Emission Bandwidth (-26dBc)(kHz)	
836.5	QPSK	16QAM
	1298.08	1274.04

LTE band 26(824MHz~849MHz), 1.4MHz Bandwidth, QPSK (-26dBc BW)



Date: 11.JAN.2024 17:57:01

LTE band 26(824MHz~849MHz), 1.4MHz Bandwidth, 16QAM (-26dBc BW)

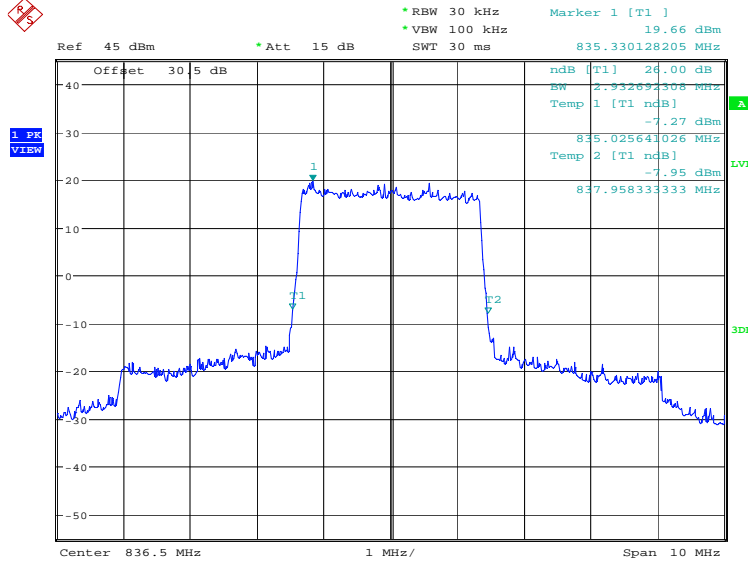


Date: 11.JAN.2024 17:57:42

LTE band 26(824MHz~849MHz), 3MHz (-26dBc)

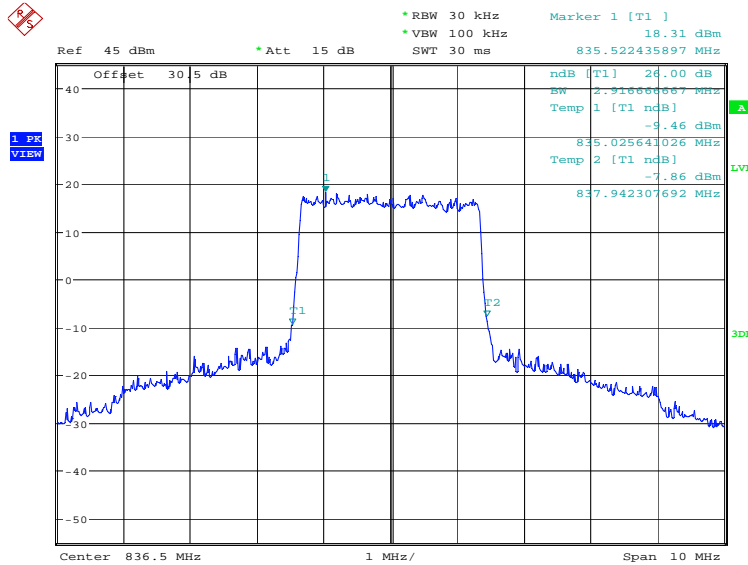
Frequency(MHz)	Emission Bandwidth (-26dBc)(kHz)	
836.5	QPSK	16QAM
	2932.69	2916.67

LTE band 26(824MHz~849MHz), 3MHz Bandwidth, QPSK (-26dBc BW)



Date: 11.JAN.2024 17:58:24

LTE band 26(824MHz~849MHz), 3MHz Bandwidth, 16QAM (-26dBc BW)

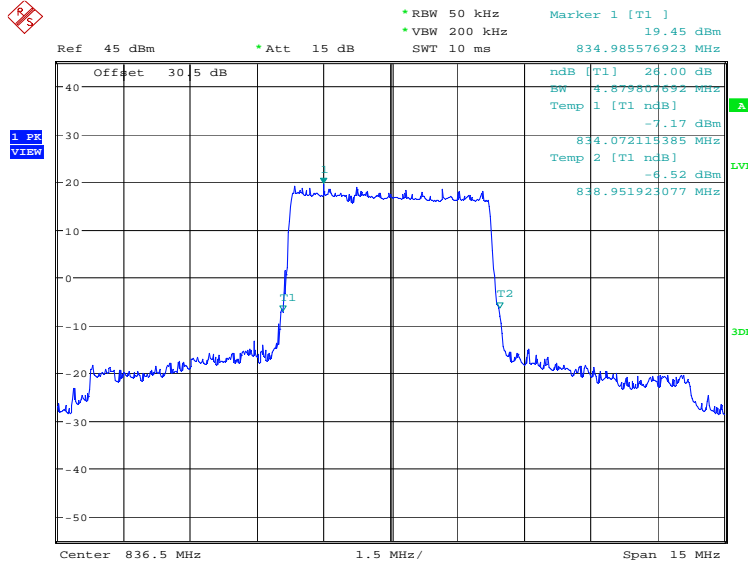


Date: 11.JAN.2024 17:59:04

LTE band 26(824MHz~849MHz), 5MHz (-26dBc)

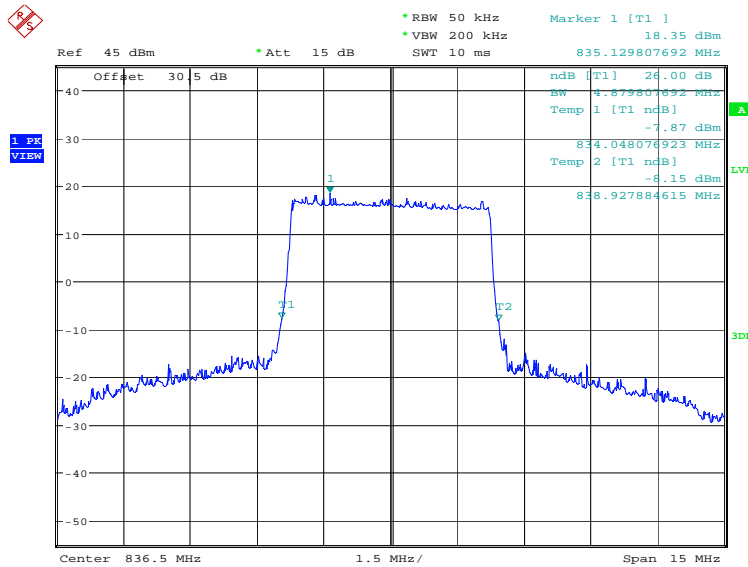
Frequency(MHz)	Emission Bandwidth (-26dBc)(kHz)	
836.5	QPSK	16QAM
	4879.81	4879.81

LTE band 26(824MHz~849MHz), 5MHz Bandwidth, QPSK (-26dBc BW)



Date: 11.JAN.2024 17:59:46

LTE band 26(824MHz~849MHz), 5MHz Bandwidth, 16QAM (-26dBc BW)

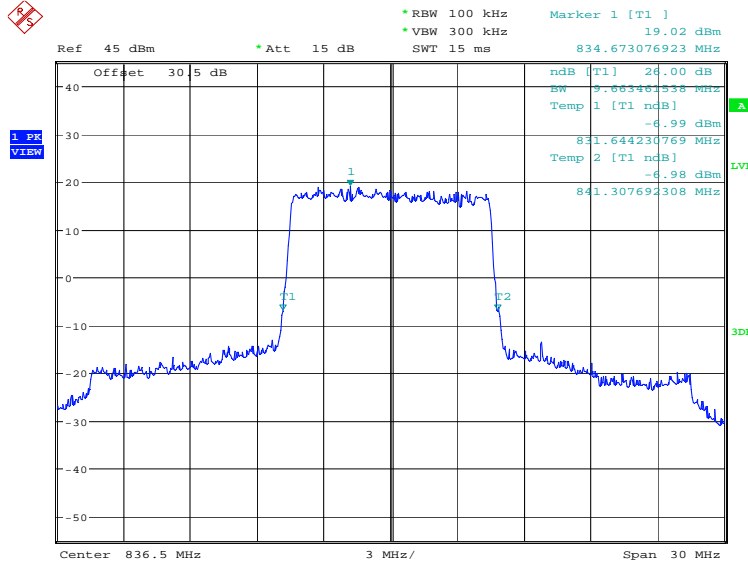


Date: 11.JAN.2024 18:00:26

LTE band 26(824MHz~849MHz), 10MHz (-26dBc)

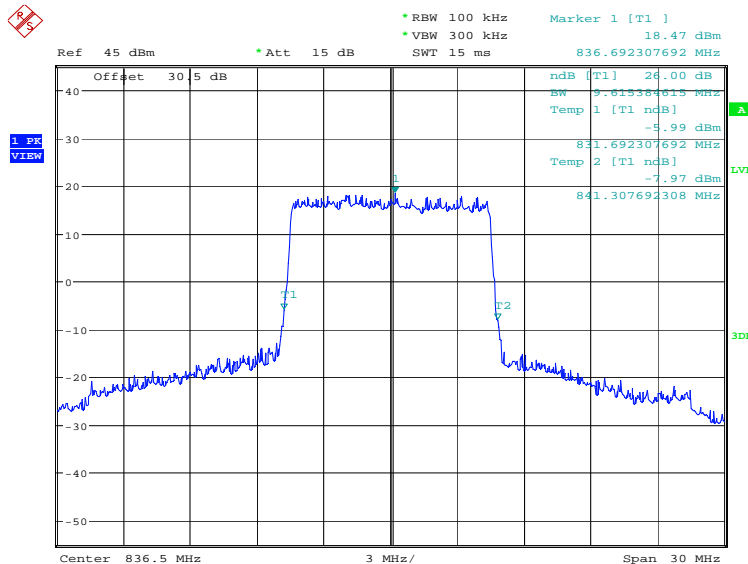
Frequency(MHz)	Emission Bandwidth (-26dBc)(kHz)	
836.5	QPSK	16QAM
	9663.46	9615.38

LTE band 26(824MHz~849MHz), 10MHz Bandwidth, QPSK (-26dBc BW)



Date: 11.JAN.2024 18:01:09

LTE band 26(824MHz~849MHz), 10MHz Bandwidth, 16QAM (-26dBc BW)

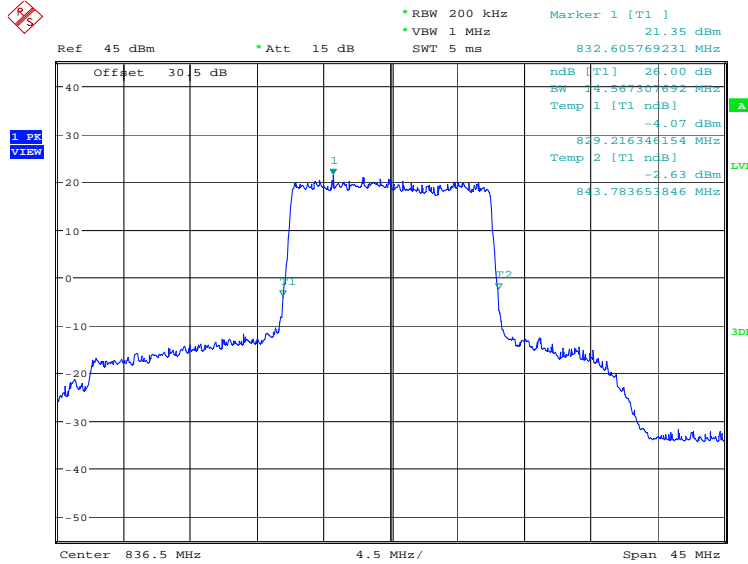


Date: 11.JAN.2024 18:01:49

LTE band 26(824MHz~849MHz), 15MHz (-26dBc)

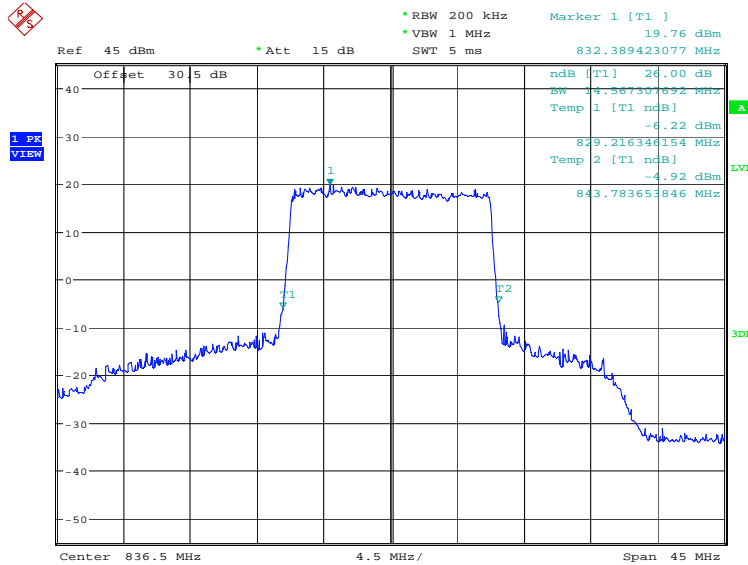
Frequency(MHz)	Emission Bandwidth (-26dBc)(kHz)	
836.5	QPSK	16QAM
	14567.31	14567.31

LTE band 26(824MHz~849MHz), 15MHz Bandwidth, QPSK (-26dBc BW)



Date: 11.JAN.2024 18:02:31

LTE band 26(824MHz~849MHz), 15MHz Bandwidth, 16QAM (-26dBc BW)

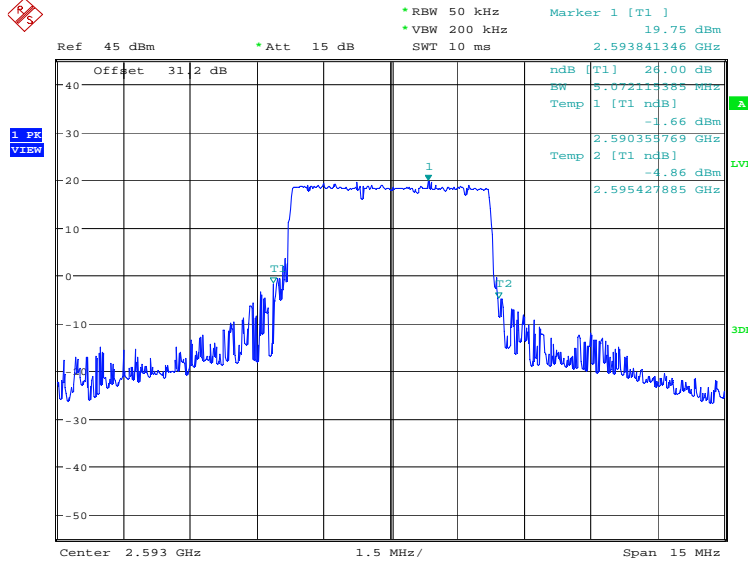


Date: 11.JAN.2024 18:03:12

LTE band 41, 5MHz (-26dBc)

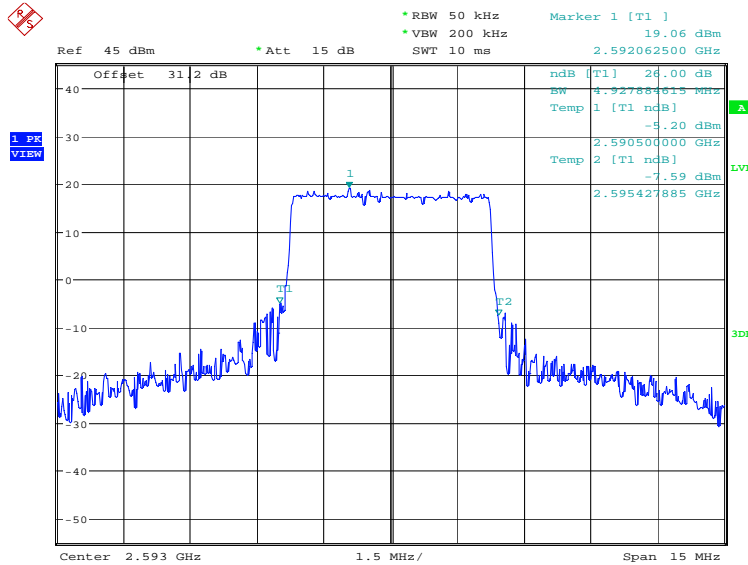
Frequency(MHz)	Emission Bandwidth (-26dBc)(kHz)	
2593.0	QPSK	16QAM
	5072.12	4927.88

LTE band 41, 5MHz Bandwidth, QPSK (-26dBc BW)



Date: 16.JAN.2024 14:30:47

LTE band 41, 5MHz Bandwidth, 16QAM (-26dBc BW)

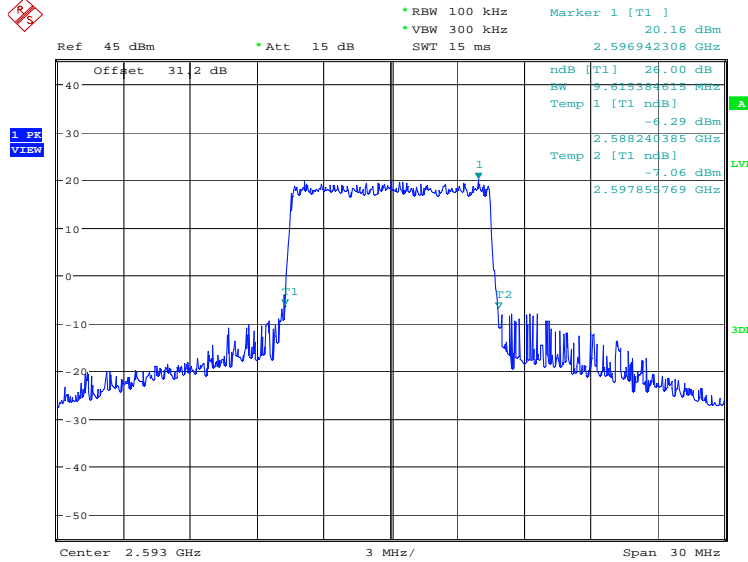


Date: 16.JAN.2024 14:31:27

LTE band 41, 10MHz (-26dBc)

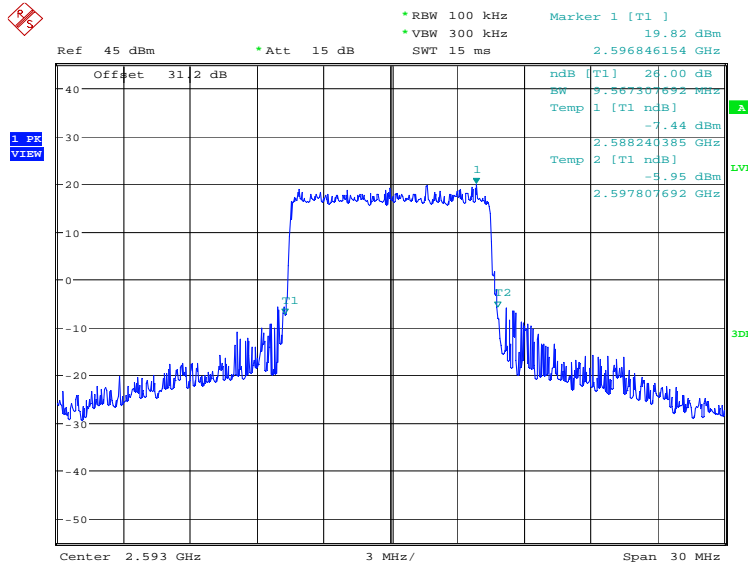
Frequency(MHz)	Emission Bandwidth (-26dBc)(kHz)	
2593.0	QPSK	16QAM
	9615.38	9567.31

LTE band 41, 10MHz Bandwidth, QPSK (-26dBc BW)



Date: 16.JAN.2024 14:32:09

LTE band 41, 10MHz Bandwidth,16QAM (-26dBc BW)

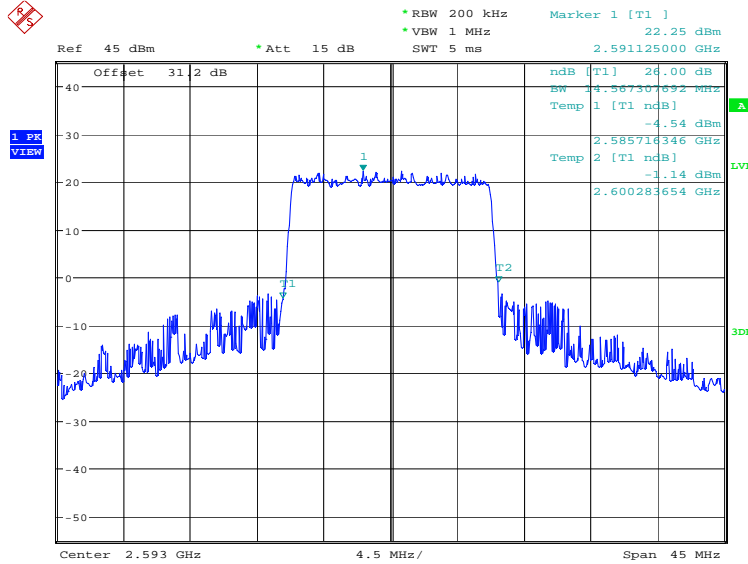


Date: 16.JAN.2024 14:32:49

LTE band 41, 15MHz (-26dBc)

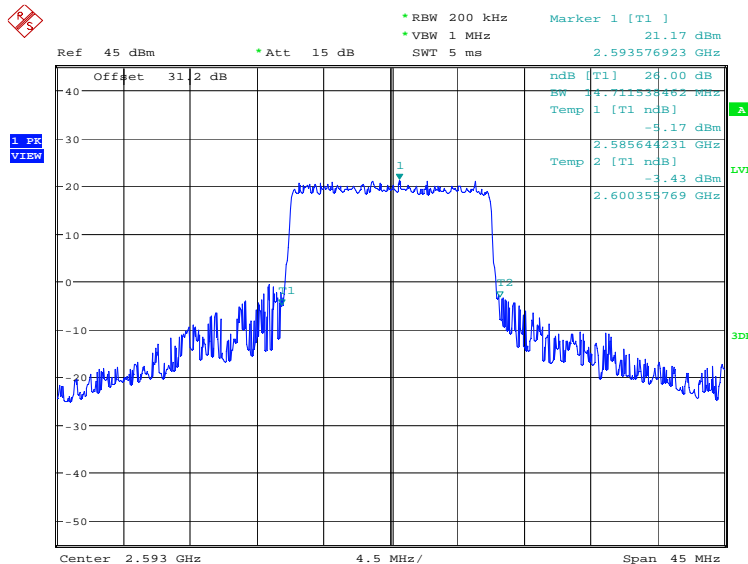
Frequency(MHz)	Emission Bandwidth (-26dBc)(kHz)	
2593.0	QPSK	16QAM
	14567.31	14711.54

LTE band 41, 15MHz Bandwidth, QPSK (-26dBc BW)



Date: 16.JAN.2024 14:33:31

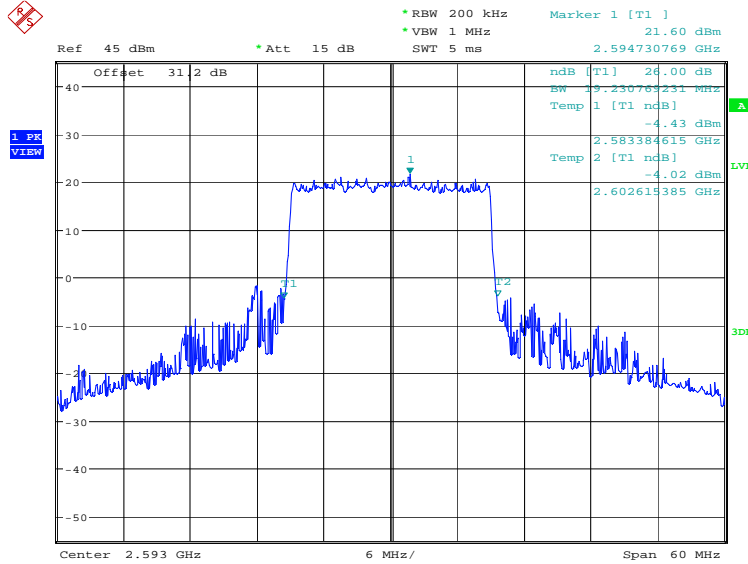
LTE band 41, 15MHz Bandwidth,16QAM (-26dBc BW)



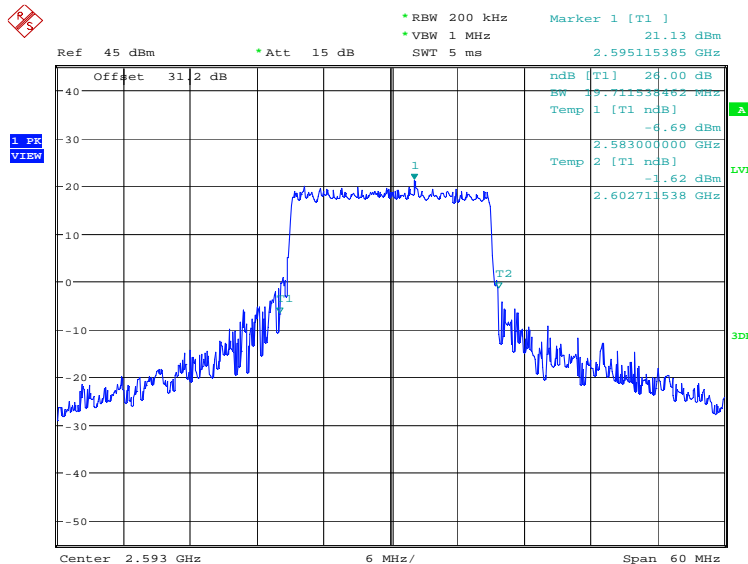
Date: 16.JAN.2024 14:34:11

LTE band 41, 20MHz (-26dBc)

Frequency(MHz)	Emission Bandwidth (-26dBc)(kHz)	
2593.0	QPSK	16QAM
	19230.77	19711.54

LTE band 41, 20MHz Bandwidth, QPSK (-26dBc BW)


Date: 16.JAN.2024 14:34:54

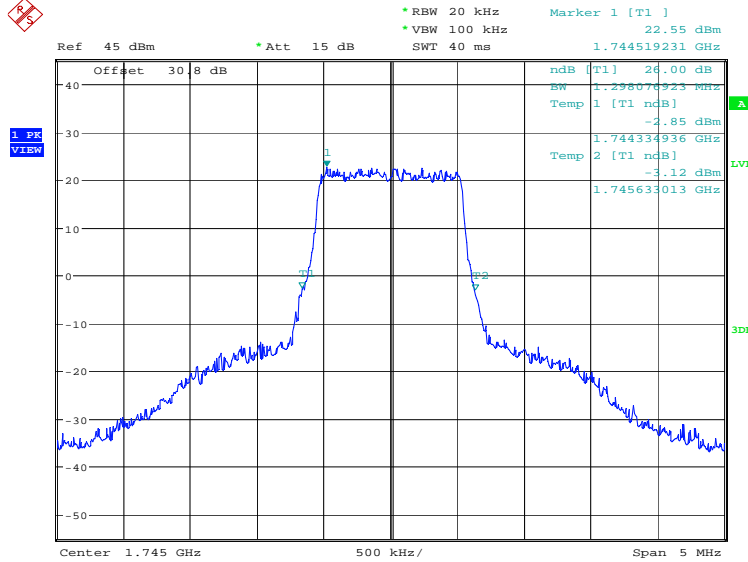
LTE band 41, 20MHz Bandwidth, 16QAM (-26dBc BW)


Date: 16.JAN.2024 14:35:34

LTE band 66, 1.4MHz (-26dBc)

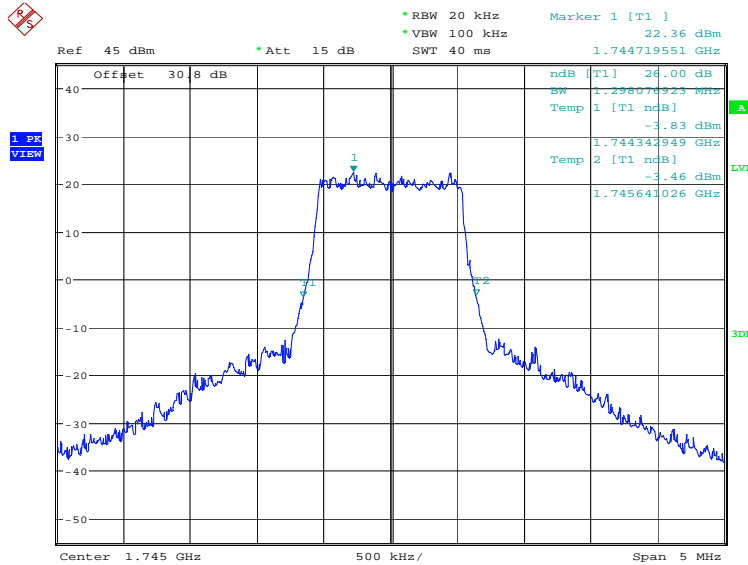
Frequency(MHz)	Emission Bandwidth (-26dBc)(kHz)	
1745.0	QPSK	16QAM
	1298.08	1298.08

LTE band 66, 1.4MHz Bandwidth, QPSK (-26dBc BW)



Date: 16.JAN.2024 16:03:19

LTE band 66, 1.4MHz Bandwidth, 16QAM (-26dBc BW)

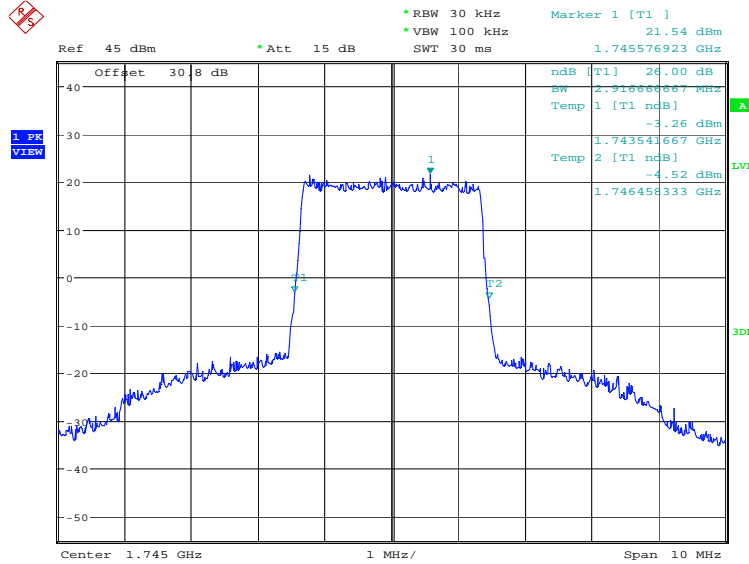


Date: 16.JAN.2024 16:03:59

LTE band 66, 3MHz (-26dBc)

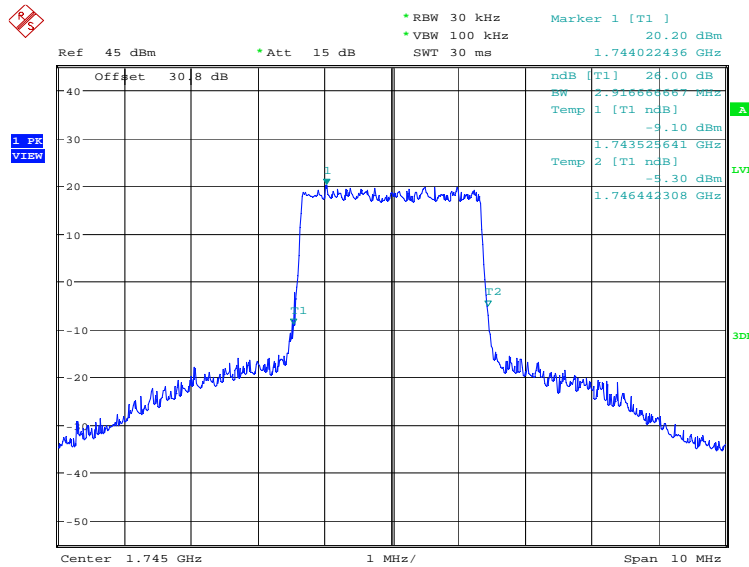
Frequency(MHz)	Emission Bandwidth (-26dBc)(kHz)	
1745.0	QPSK	16QAM
	2916.67	2916.67

LTE band 66, 3MHz Bandwidth, QPSK (-26dBc BW)



Date: 16.JAN.2024 16:04:41

LTE band 66, 3MHz Bandwidth, 16QAM (-26dBc BW)

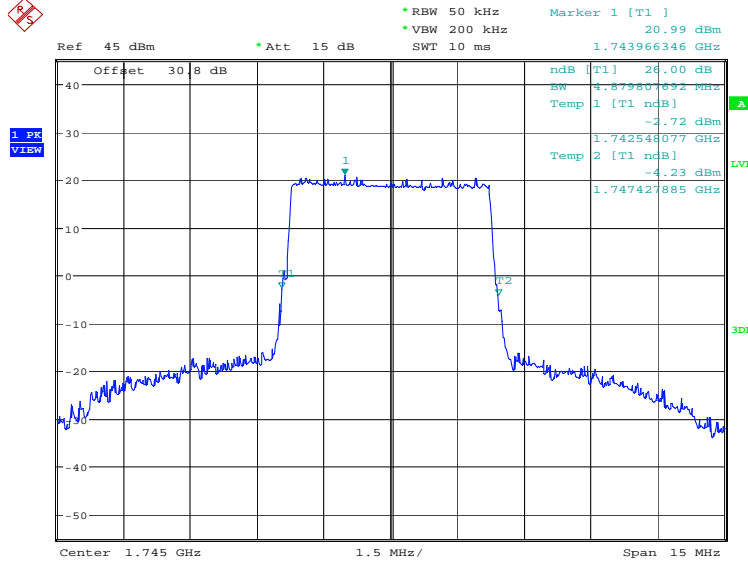


Date: 16.JAN.2024 16:05:22

LTE band 66, 5MHz (-26dBc)

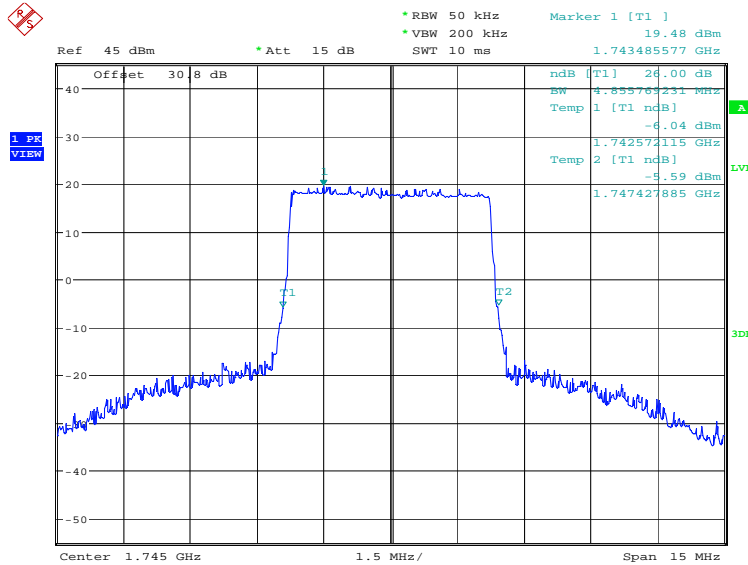
Frequency(MHz)	Emission Bandwidth (-26dBc)(kHz)	
1745.0	QPSK	16QAM
	4879.81	4855.77

LTE band 66, 5MHz Bandwidth, QPSK (-26dBc BW)



Date: 16.JAN.2024 16:06:04

LTE band 66, 5MHz Bandwidth, 16QAM (-26dBc BW)

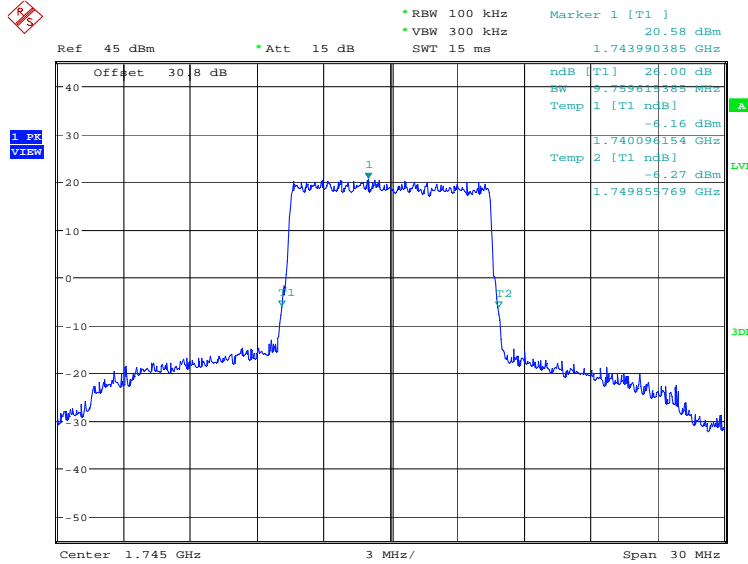


Date: 16.JAN.2024 16:06:44

LTE band 66, 10MHz (-26dBc)

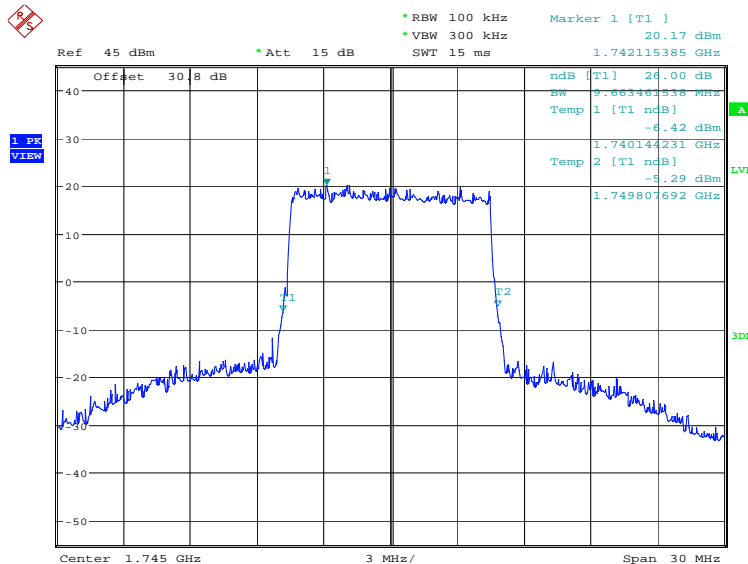
Frequency(MHz)	Emission Bandwidth (-26dBc)(kHz)	
1745.0	QPSK	16QAM
	9759.62	9663.46

LTE band 66, 10MHz Bandwidth, QPSK (-26dBc BW)



Date: 16.JAN.2024 16:07:26

LTE band 66, 10MHz Bandwidth, 16QAM (-26dBc BW)

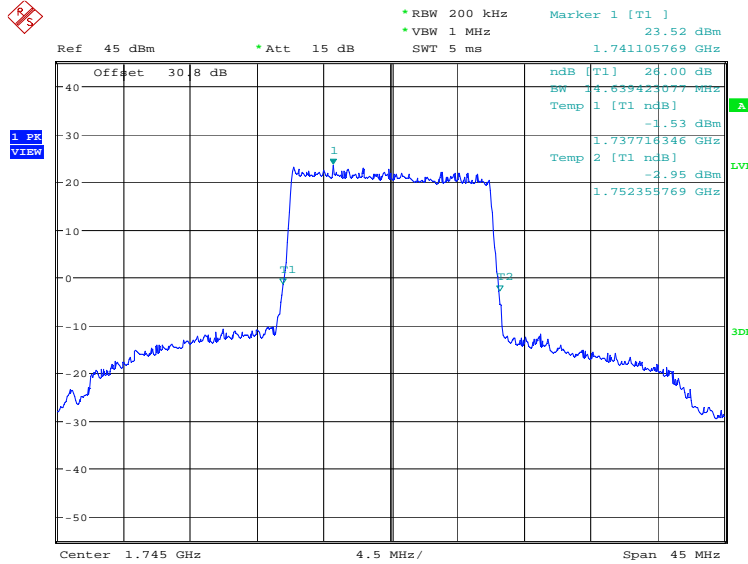


Date: 16.JAN.2024 16:08:06

LTE band 66, 15MHz (-26dBc)

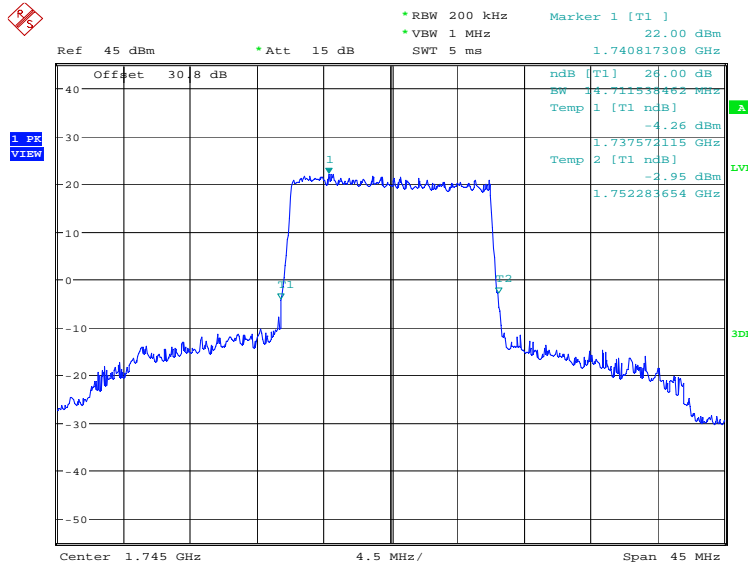
Frequency(MHz)	Emission Bandwidth (-26dBc)(kHz)	
1745.0	QPSK	16QAM
	14639.42	14711.54

LTE band 66, 15MHz Bandwidth, QPSK (-26dBc BW)



Date: 16.JAN.2024 16:08:48

LTE band 66, 15MHz Bandwidth, 16QAM (-26dBc BW)

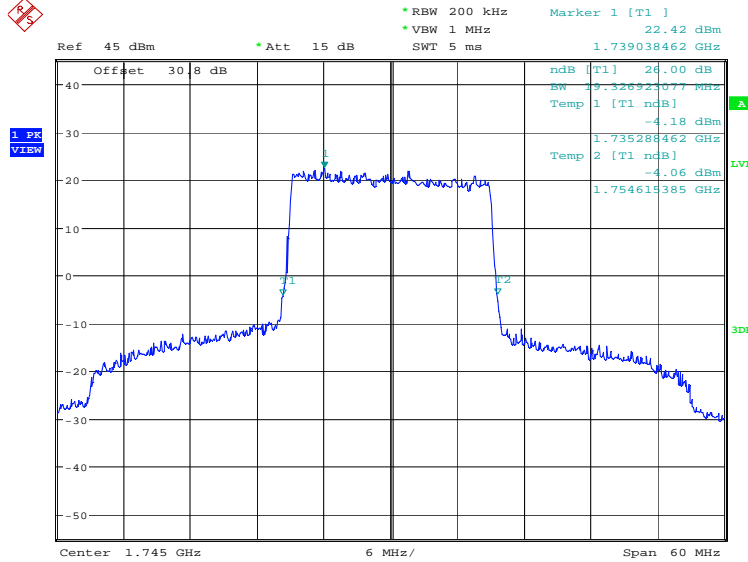


Date: 16.JAN.2024 16:09:28

LTE band 66, 20MHz (-26dBc)

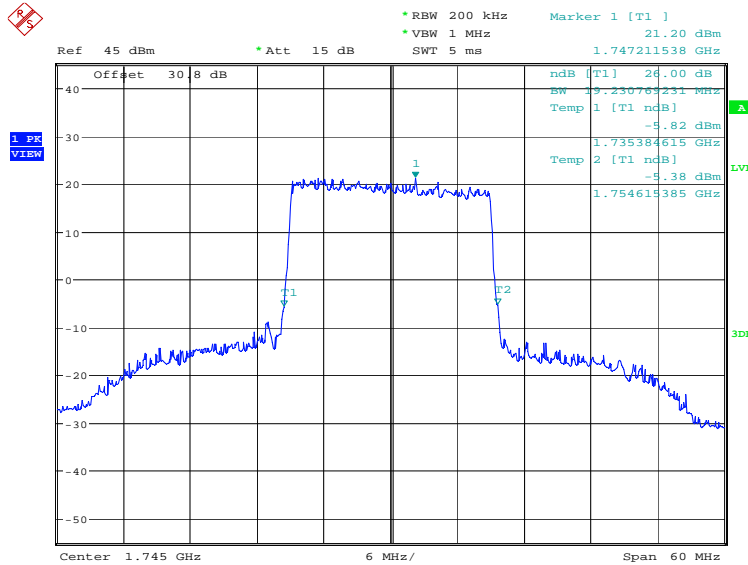
Frequency(MHz)	Emission Bandwidth (-26dBc)(kHz)	
1745.0	QPSK	16QAM
	19326.92	19230.77

LTE band 66, 20MHz Bandwidth, QPSK (-26dBc BW)



Date: 16.JAN.2024 16:10:10

LTE band 66, 20MHz Bandwidth, 16QAM (-26dBc BW)

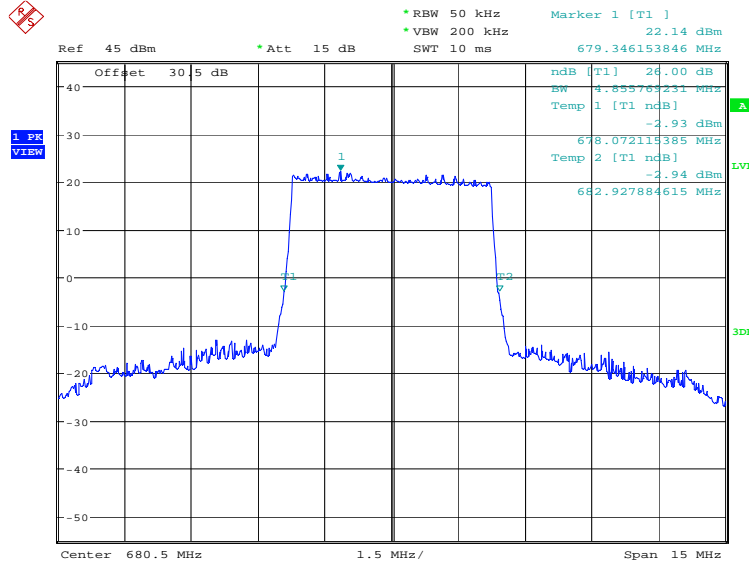


Date: 16.JAN.2024 16:10:51

LTE band 71, 5MHz (-26dBc)

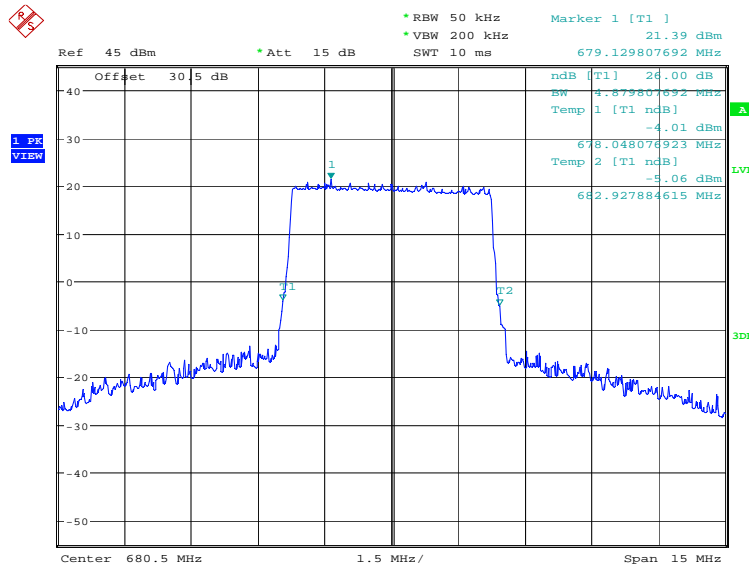
Frequency(MHz)	Emission Bandwidth (-26dBc)(kHz)	
680.5	QPSK	16QAM
	4855.77	4879.81

LTE band 71, 5MHz Bandwidth, QPSK (-26dBc BW)



Date: 11.JAN.2024 17:41:14

LTE band 71, 5MHz Bandwidth, 16QAM (-26dBc BW)

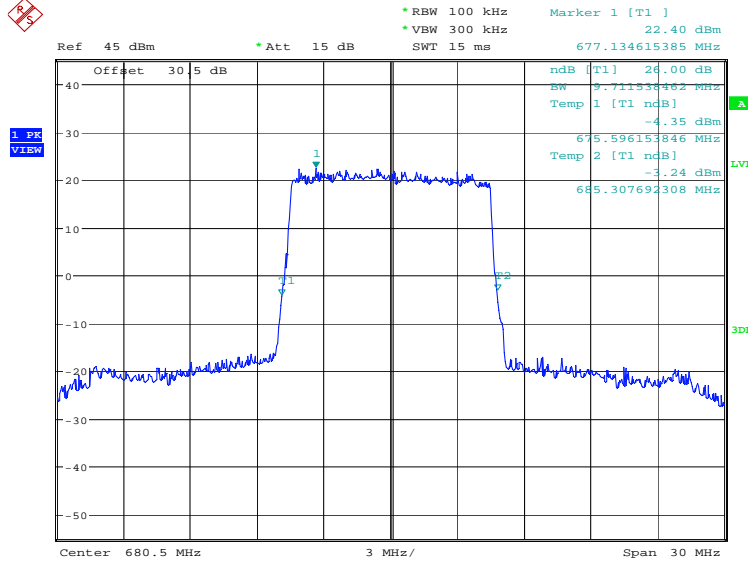


Date: 11.JAN.2024 17:41:55

LTE band 71, 10MHz (-26dBc)

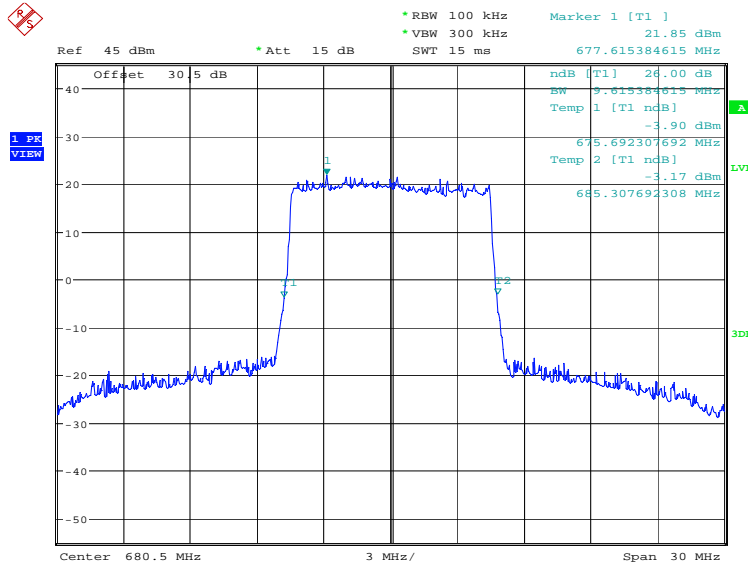
Frequency(MHz)	Emission Bandwidth (-26dBc)(kHz)	
680.5	QPSK	16QAM
	9711.54	9615.38

LTE band 71, 10MHz Bandwidth, QPSK (-26dBc BW)



Date: 11.JAN.2024 17:42:36

LTE band 71, 10MHz Bandwidth, 16QAM (-26dBc BW)

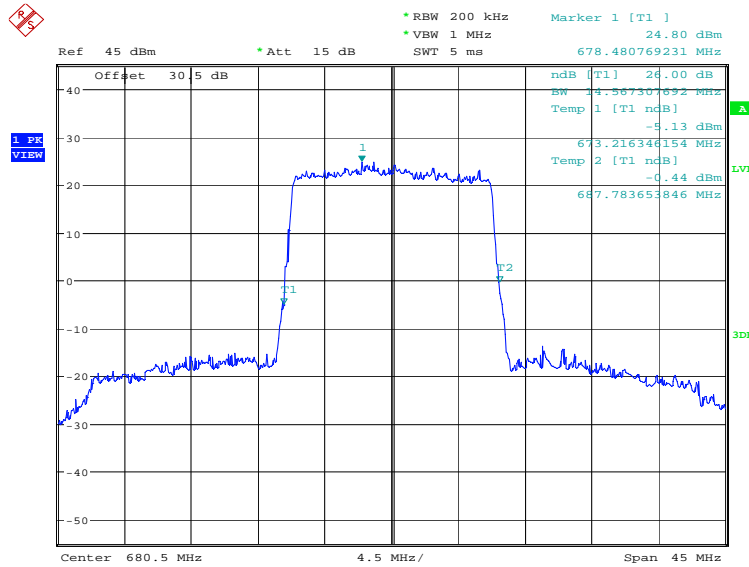


Date: 11.JAN.2024 17:43:17

LTE band 71, 15MHz (-26dBc)

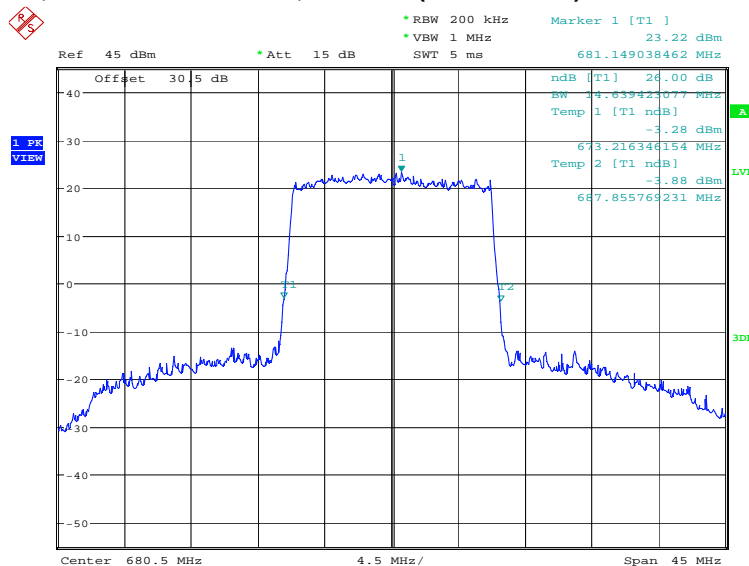
Frequency(MHz)	Emission Bandwidth (-26dBc)(kHz)	
680.5	QPSK	16QAM
	14567.31	14639.42

LTE band 71, 15MHz Bandwidth, QPSK (-26dBc BW)



Date: 11.JAN.2024 17:43:59

LTE band 71, 15MHz Bandwidth, 16QAM (-26dBc BW)

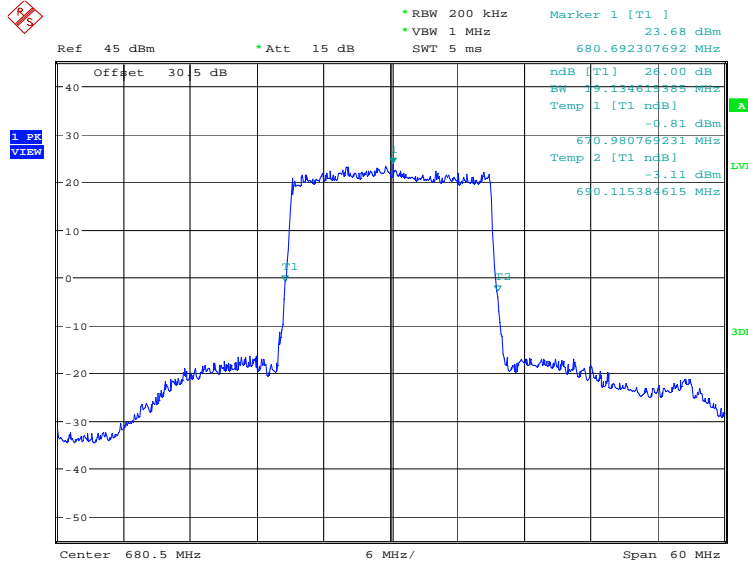


Date: 11.JAN.2024 17:44:39

LTE band 71, 20MHz (-26dBc)

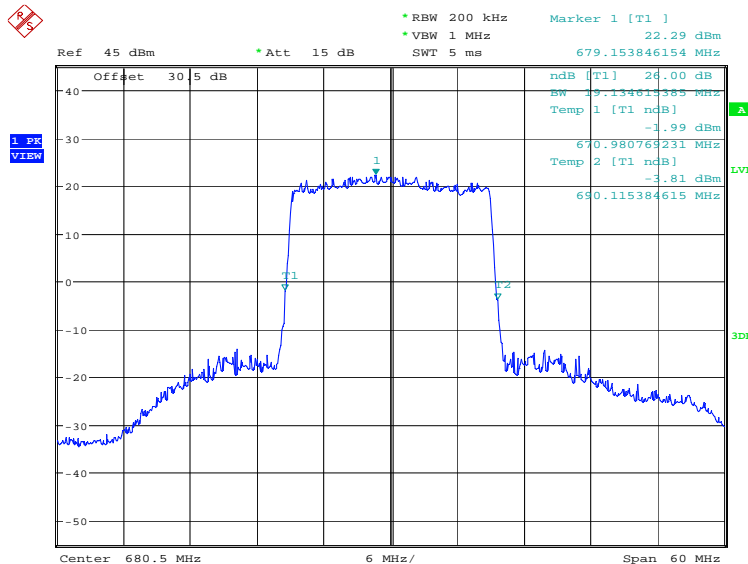
Frequency(MHz)	Emission Bandwidth (-26dBc)(kHz)	
680.5	QPSK	16QAM
	19134.62	19134.62

LTE band 71, 20MHz Bandwidth, QPSK (-26dBc BW)



Date: 11.JAN.2024 17:45:21

LTE band 71, 20MHz Bandwidth, 16QAM (-26dBc BW)



Date: 11.JAN.2024 17:46:01

Note: Expanded measurement uncertainty is $U = 3428 \text{ Hz}$, $k = 2$.

A.6 Band Edge Compliance

A.6.1 Measurement limit

Part 22.917, Part 24.238 and Part 27.53(h) specify that the power of any emission outside of the authorized operating frequency ranges must be attenuated below the transmitting power (P) by a factor of at least $43 + 10 \log(P)$ dB.

Part 27.53(m) specifies for mobile digital stations, the attenuation factor shall be not less than $40 + 10 \log(P)$ dB on all frequencies between the channel edge and 5 megahertz from the channel edge, $43 + 10 \log(P)$ dB on all frequencies between 5 megahertz and X megahertz from the channel edge, and $55 + 10 \log(P)$ dB on all frequencies more than X megahertz from the channel edge, where X is the greater of 6 megahertz or the actual emission bandwidth as defined in paragraph (m)(6) of this section. In addition, the attenuation factor shall not be less than $43 + 10 \log(P)$ dB on all frequencies between 2490.5 MHz and 2496 MHz and $55 + 10 \log(P)$ dB at or below 2490.5 MHz. Mobile Satellite Service licensees operating on frequencies below 2495 MHz may also submit a documented interference complaint against BRS licensees operating on channel BRS Channel 1 on the same terms and conditions as adjacent channel BRS or EBS licensees.

Part 27.53(c) states for operations in the 746-758 MHz band and the 776-788 MHz band, the power of any emission outside the licensee's frequency band(s) of operation shall be attenuated below the transmitter power (P) within the licensed band(s) of operation, measured in watts, in accordance with the following:(1) On any frequency outside the 746-758 MHz band, the power of any emission shall be attenuated outside the band below the transmitter power (P) by at least $43 + 10 \log(P)$ dB;(2) On any frequency outside the 776-788 MHz band, the power of any emission shall be attenuated outside the band below the transmitter power (P) by at least $43 + 10 \log(P)$ dB;(4) On all frequencies between 763-775 MHz and 793-805 MHz, by a factor not less than $65 + 10 \log(P)$ dB in a 6.25 kHz band segment, for mobile and portable stations.

Part 27.53(g) states for operations in the 600 MHz band and the 698–746 MHz band, the power of any emission outside a licensee's frequency band(s) of operation shall be attenuated below the transmitter power (P) within the licensed band(s) of operation, measured in watts, by at least $43 + 10 \log(P)$ dB. Compliance with this provision is based on the use of measurement instrumentation employing a resolution bandwidth of 100 kilohertz or greater. However, in the 100 kilohertz bands immediately outside and adjacent to a licensee's frequency block, a resolution bandwidth of at least 30 kHz may be employed.

Part 90.691 states that out-of-band emission requirement shall apply only to the "outer" channels included in an EA license and to spectrum adjacent to interior channels used by incumbent licensees. The emission limits are as follows:For any frequency removed from the EA licensee's frequency block by up to and including 37.5 kHz, the power of any emission shall be attenuated below the transmitter power (P) in watts by at least $116 \log_{10}(f/6.1)$ decibels or $50 + 10 \log_{10}(P)$ decibels or 80 decibels, whichever is the lesser attenuation, where f is the frequency removed from the center of the outer channel in the block in kilohertz and where f is greater than 12.5 kHz. For any frequency removed from the EA licensee's frequency block greater than 37.5 kHz, the power of any emission shall be attenuated below the transmitter power (P) in watts by at least $43 + 10 \log_{10}(P)$ decibels or 80 decibels, whichever is the lesser attenuation, where f is the frequency removed from the center of the outer channel in the block in kilohertz and where f is greater than 37.5 kHz.



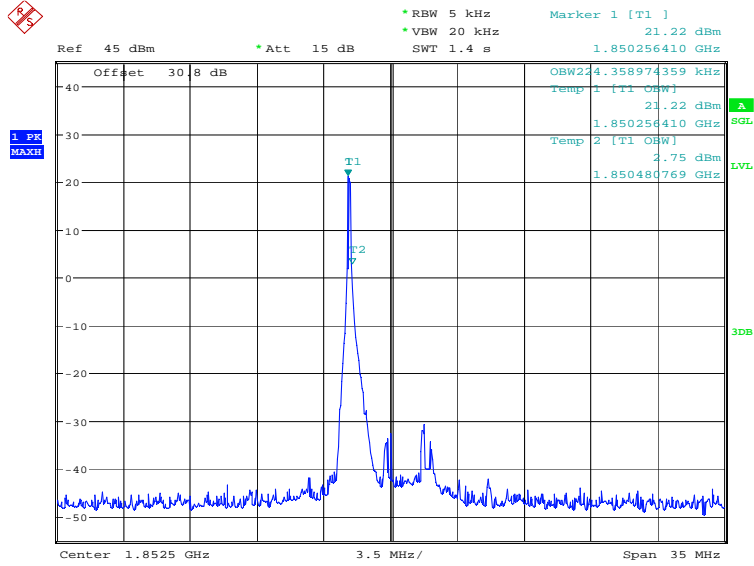
The spectrum analyzer readings are corrected by $[10 \log (1/\text{duty cycle})]$ for the non-continuous transmitting scenario.

A.6.2 Measurement result

Only the worst case result is given below

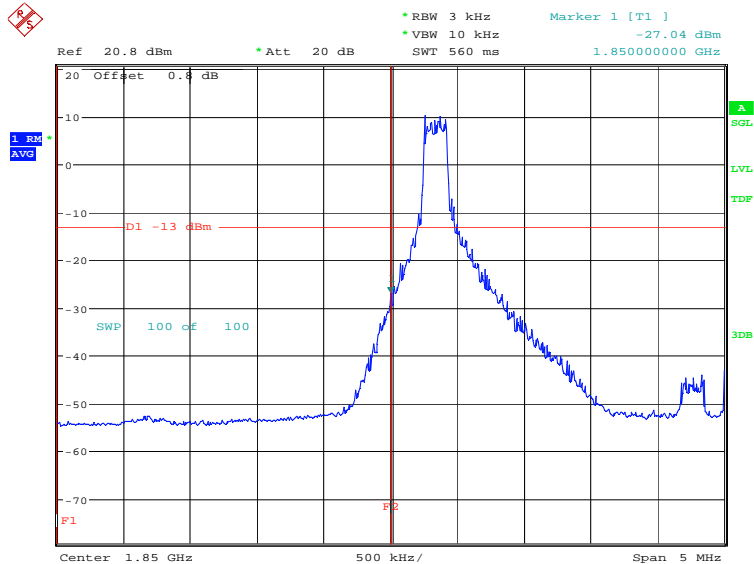
LTE band 2

OBW: 1RB-low_offset



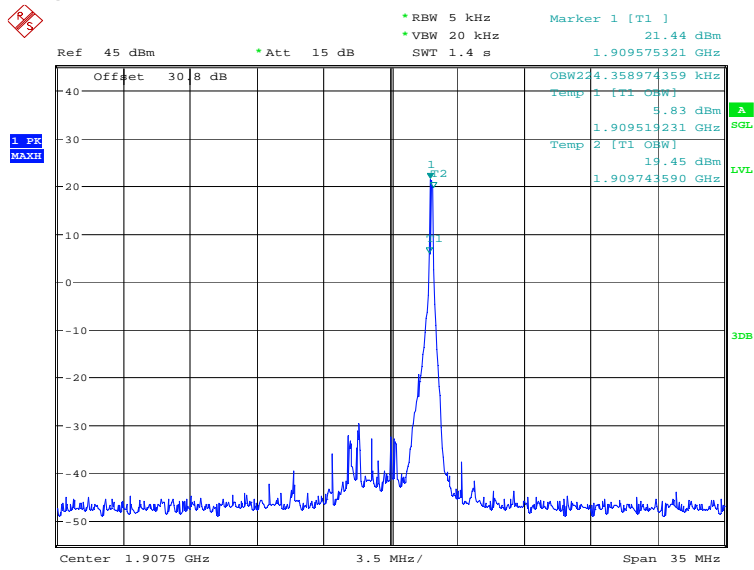
Date: 31.JAN.2024 09:24:43

LOW BAND EDGE BLOCK-1RB-low_offset



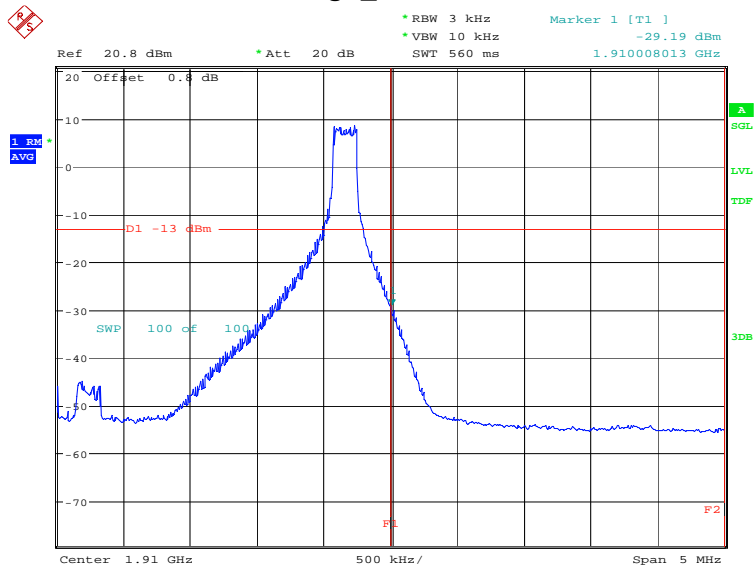
Date: 31.JAN.2024 09:25:57

OBW: 1RB-high_offset



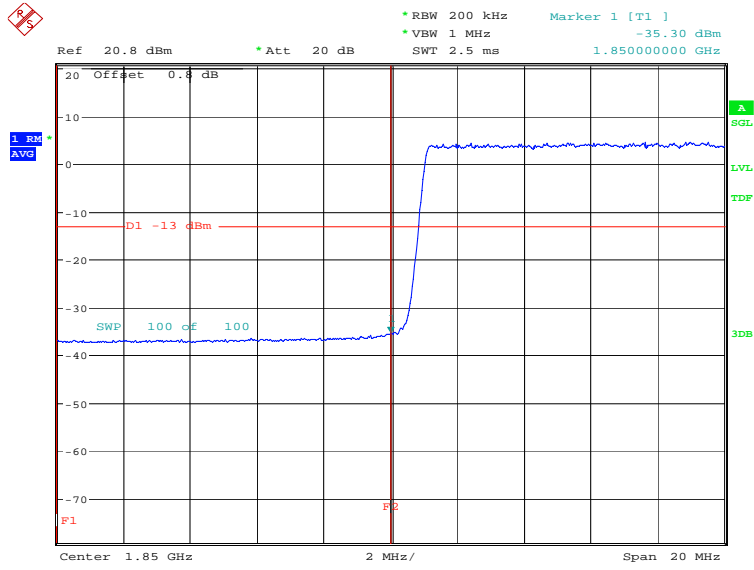
Date: 31.JAN.2024 09:29:02

HIGH BAND EDGE BLOCK-1RB-high_offset



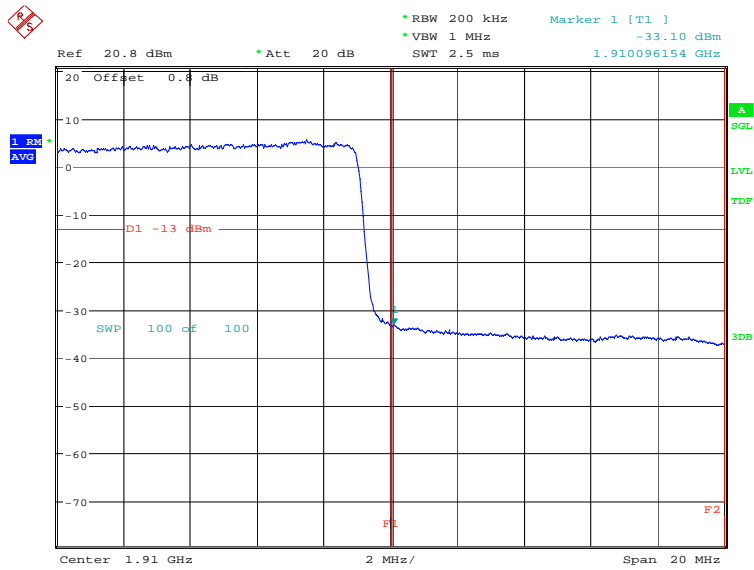
Date: 31.JAN.2024 09:30:16

LOW BAND EDGE BLOCK-20MHz-100%RB



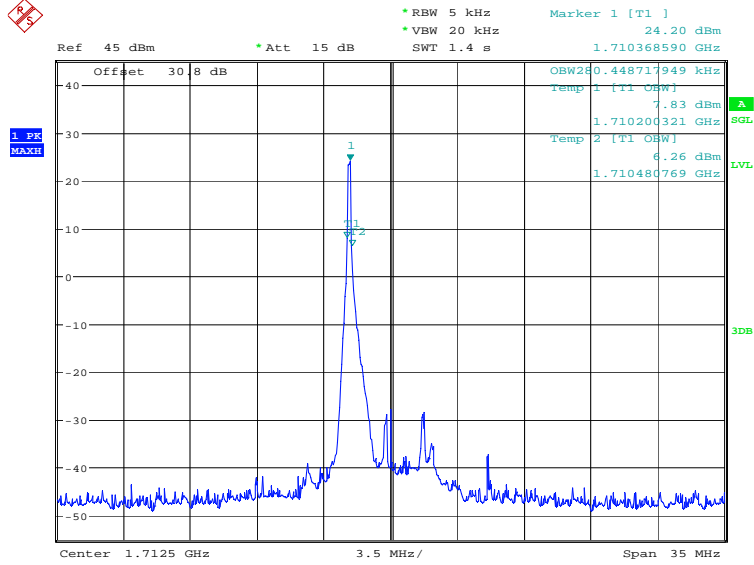
Date: 31.JAN.2024 09:26:33

HIGH BAND EDGE BLOCK-20MHz-100%RB



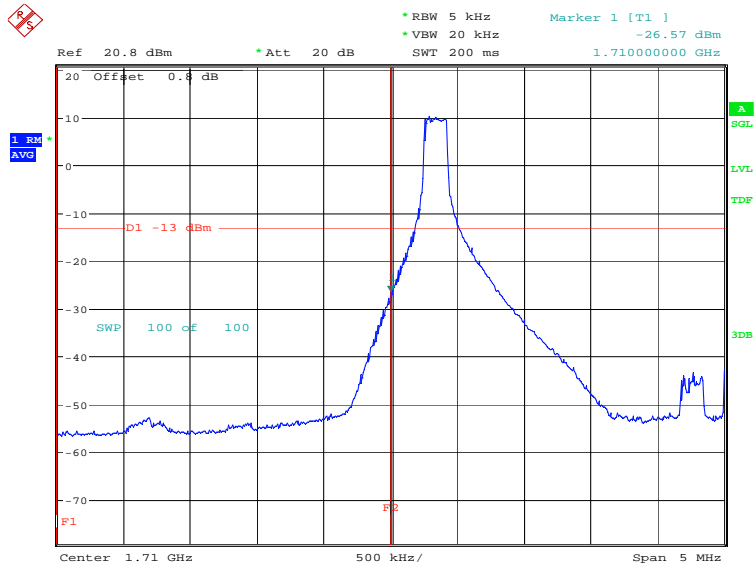
Date: 31.JAN.2024 09:30:53

LTE band 4
OBW: 1RB-low_offset



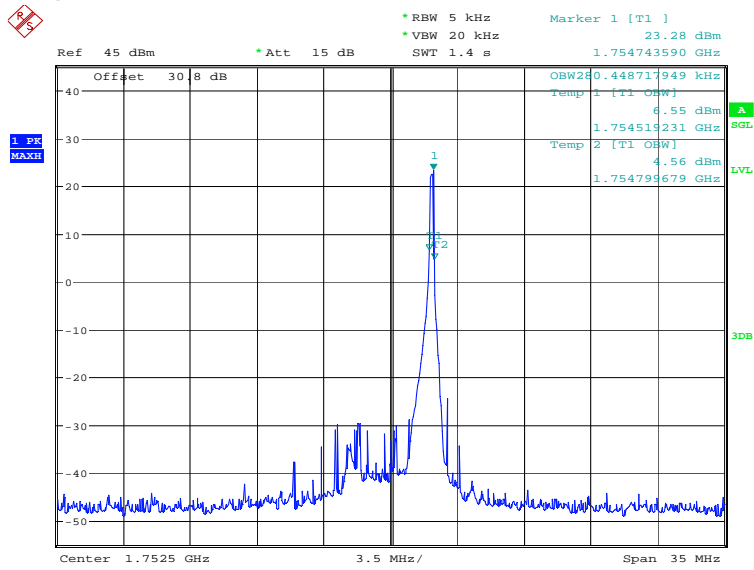
Date: 31.JAN.2024 09:34:56

LOW BAND EDGE BLOCK-1RB-low_offset



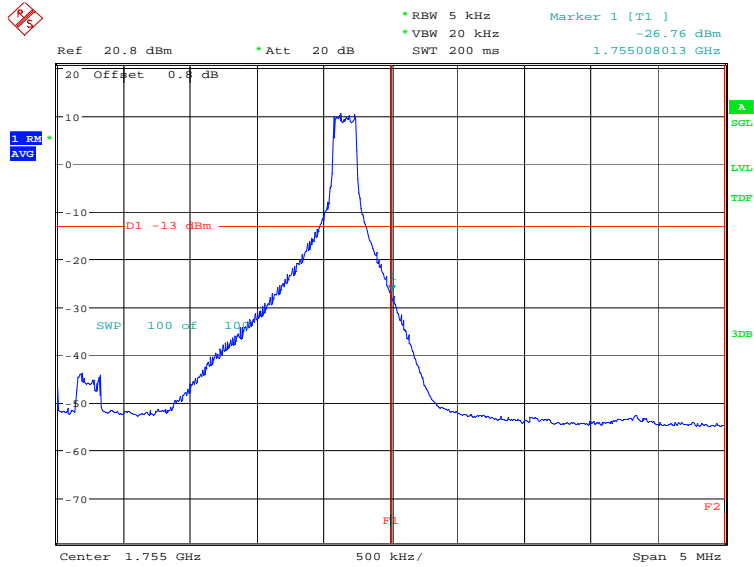
Date: 31.JAN.2024 09:36:11

OBW: 1RB-high_offset



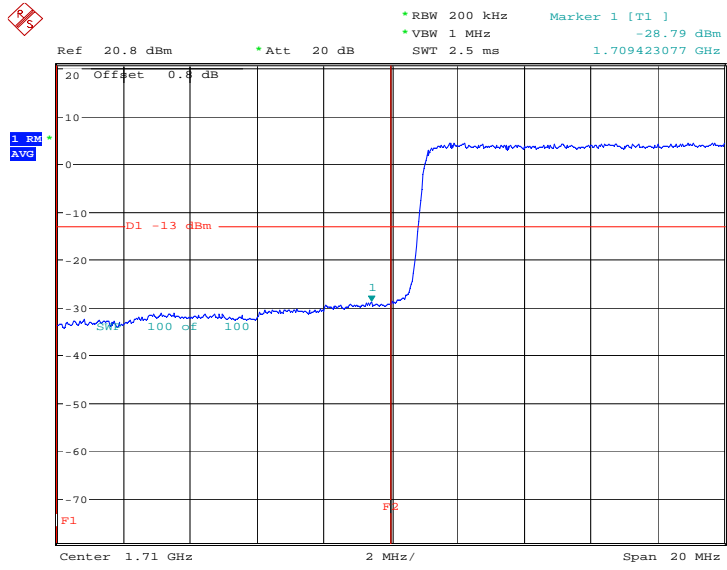
Date: 31.JAN.2024 09:39:06

HIGH BAND EDGE BLOCK-1RB-high_offset



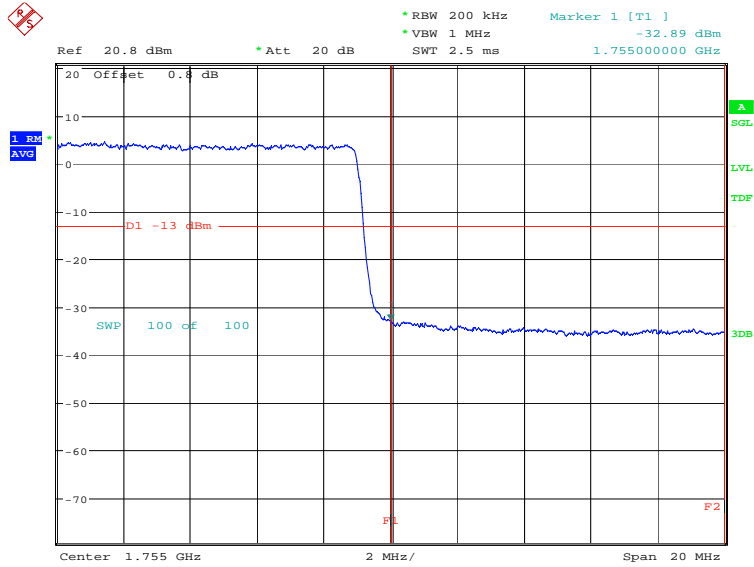
Date: 31.JAN.2024 09:40:21

LOW BAND EDGE BLOCK-20MHz-100%RB



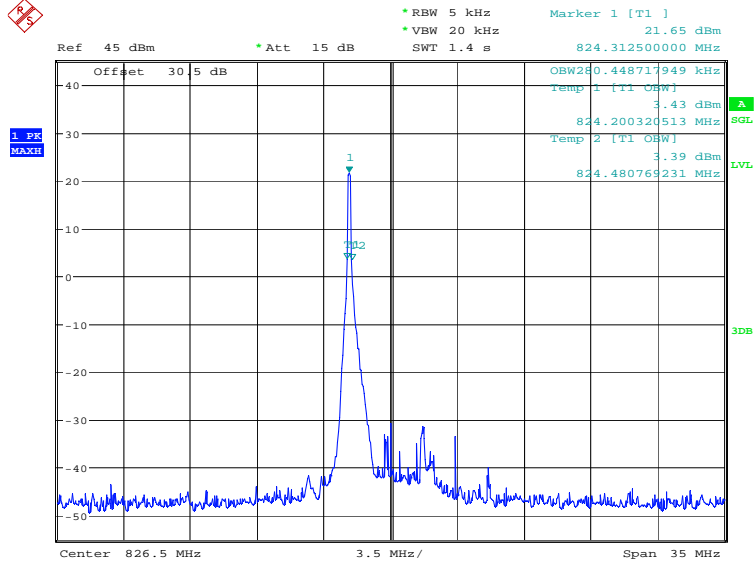
Date: 31.JAN.2024 09:36:47

HIGH BAND EDGE BLOCK-20MHz-100%RB



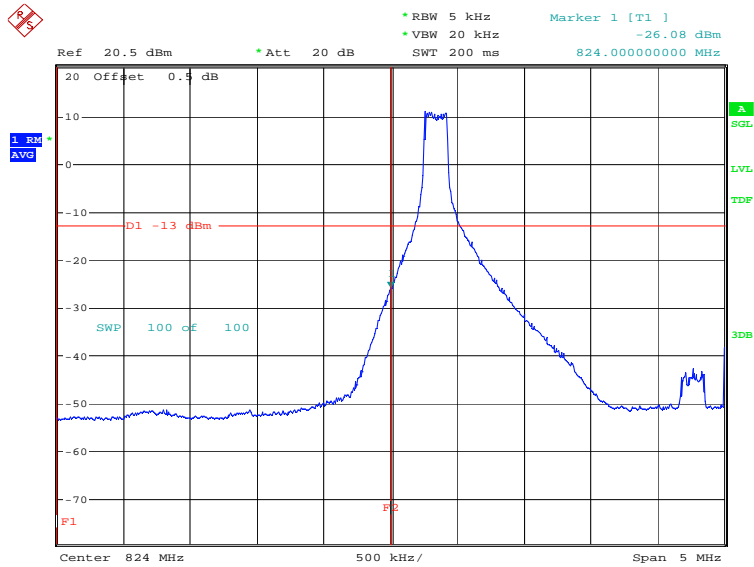
Date: 31.JAN.2024 09:41:51

LTE band 5
OBW: 1RB-low_offset



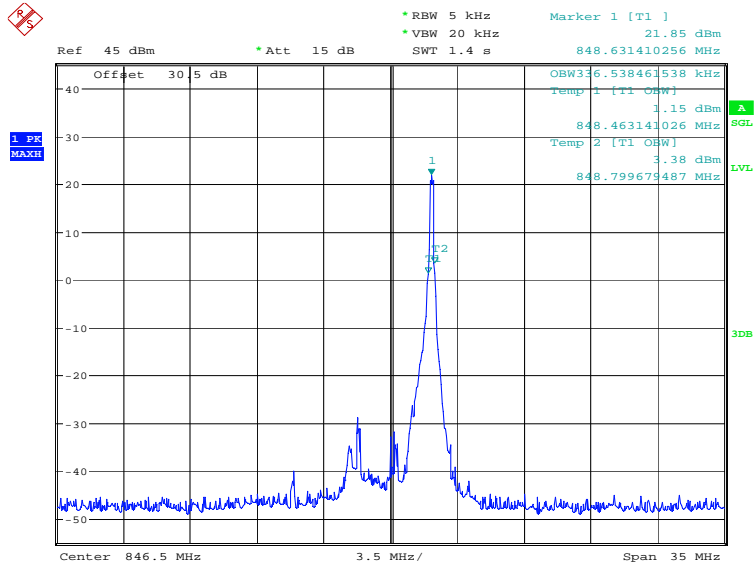
Date: 31.JAN.2024 10:43:50

LOW BAND EDGE BLOCK-1RB-low_offset



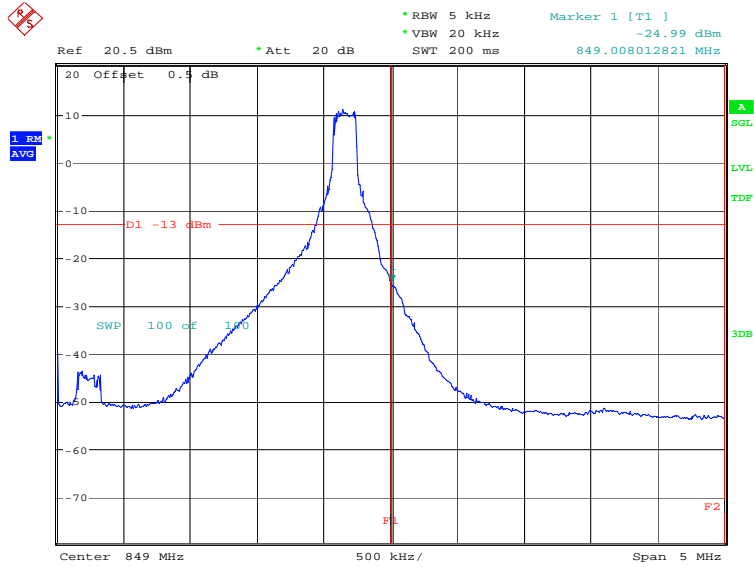
Date: 31.JAN.2024 10:45:05

OBW: 1RB-high_offset



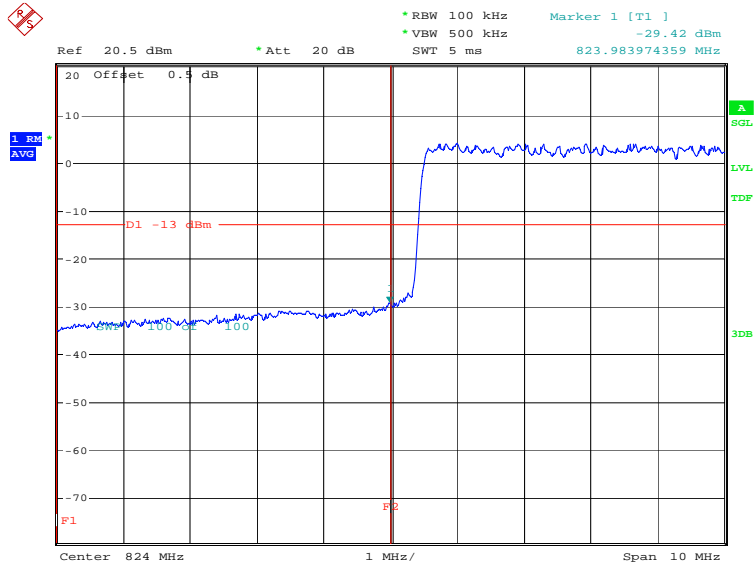
Date: 31.JAN.2024 10:48:56

HIGH BAND EDGE BLOCK-1RB-high_offset



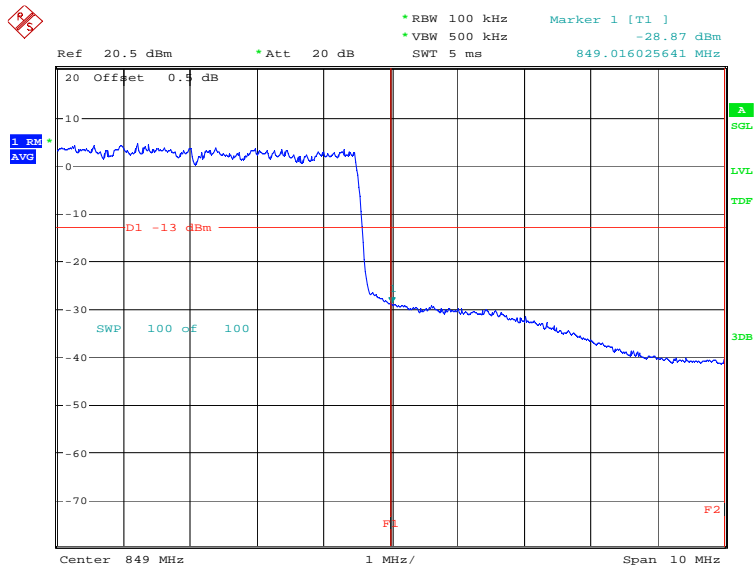
Date: 31.JAN.2024 10:50:11

LOW BAND EDGE BLOCK-10MHz-100%RB



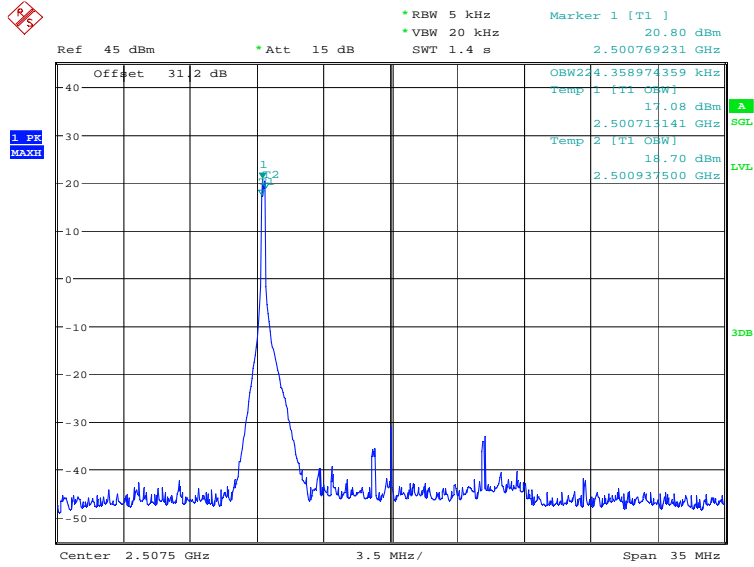
Date: 31.JAN.2024 10:46:41

HIGH BAND EDGE BLOCK-10MHz-100%RB



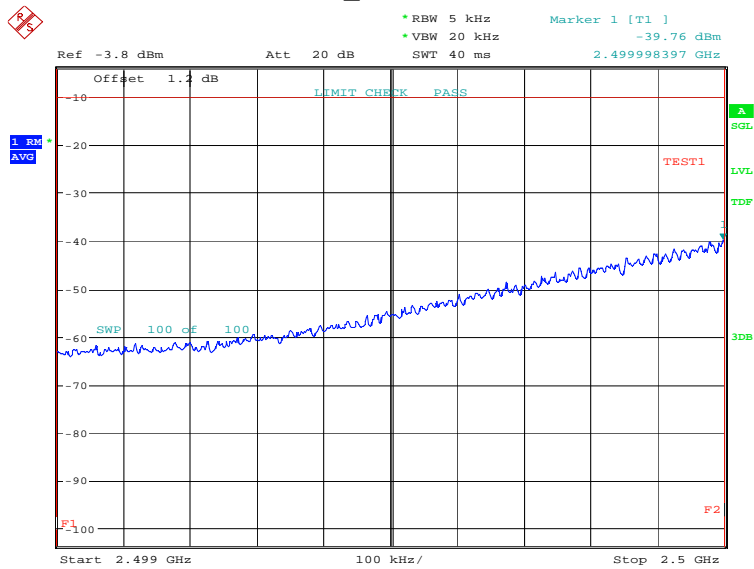
Date: 31.JAN.2024 10:50:47

LTE band 7
OBW: 1RB-low_offset

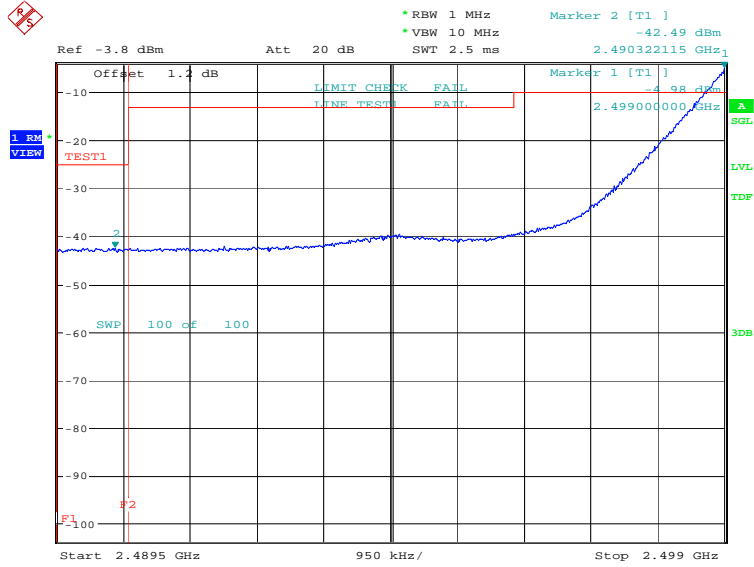


Date: 31.JAN.2024 09:58:41

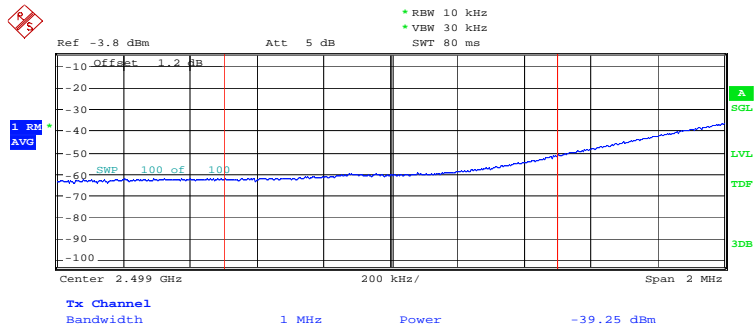
LOW BAND EDGE BLOCK-1RB-low_offset



Date: 31.JAN.2024 10:00:03

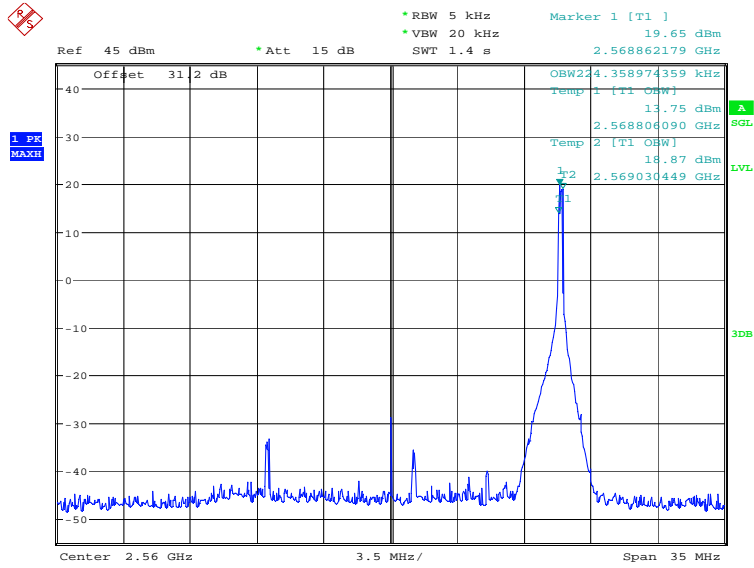


Date: 31.JAN.2024 10:01:52



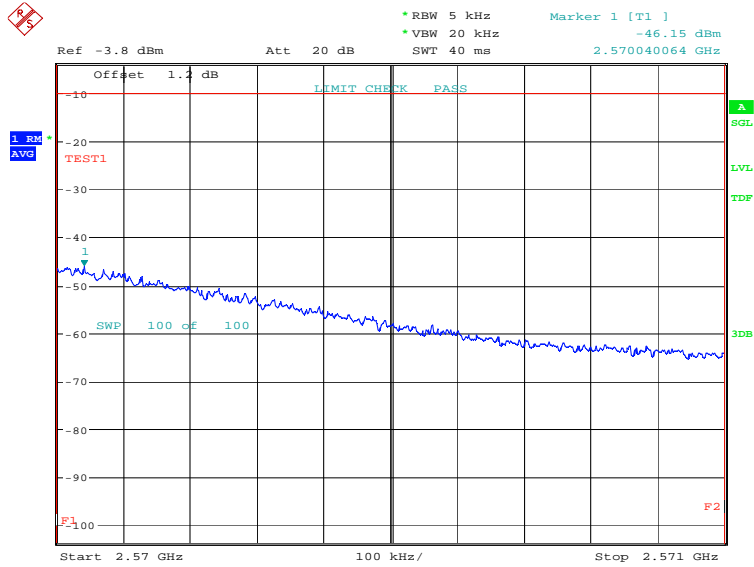
Date: 31.JAN.2024 10:02:20

OBW: 1RB-high_offset

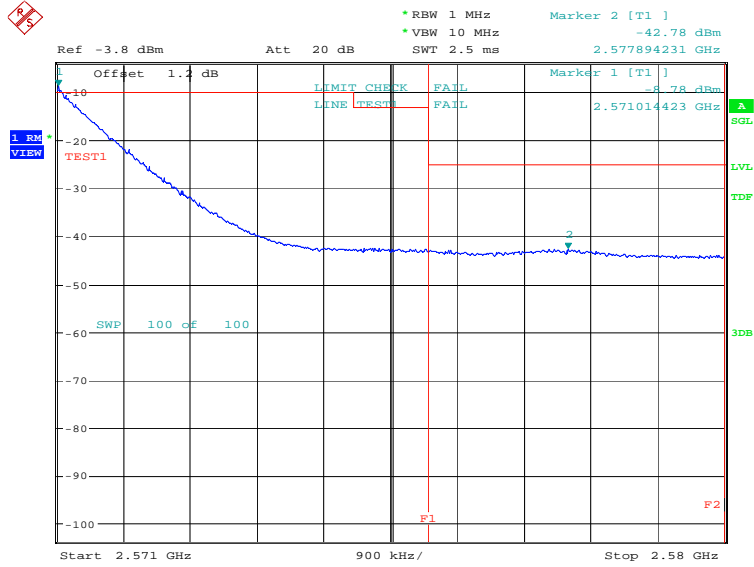


Date: 31.JAN.2024 10:02:57

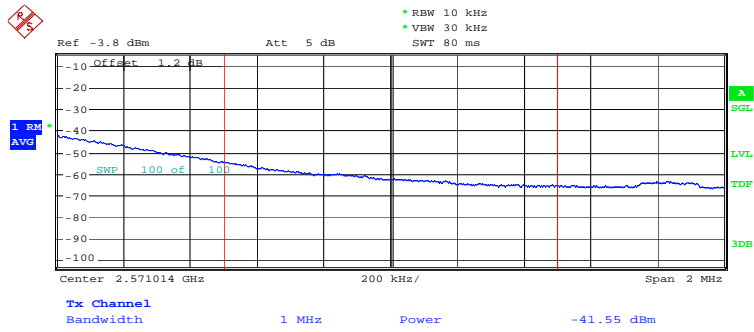
HIGH BAND EDGE BLOCK-1RB-high_offset



Date: 31.JAN.2024 10:04:19

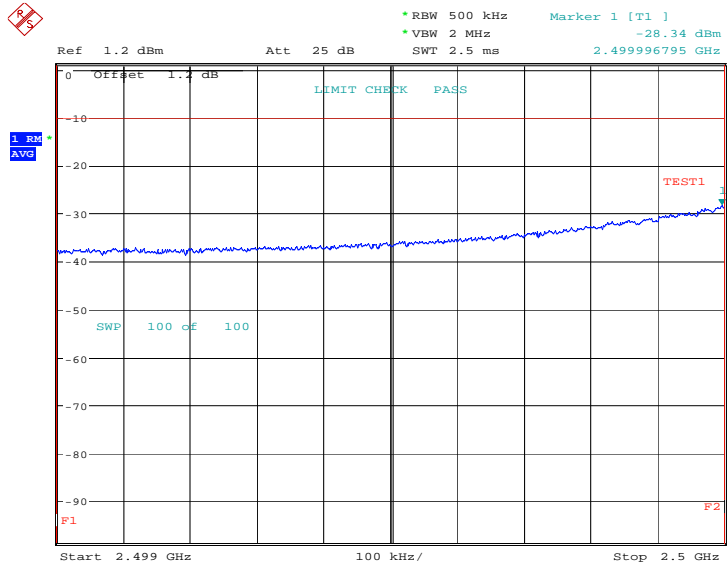


Date: 31.JAN.2024 10:06:08

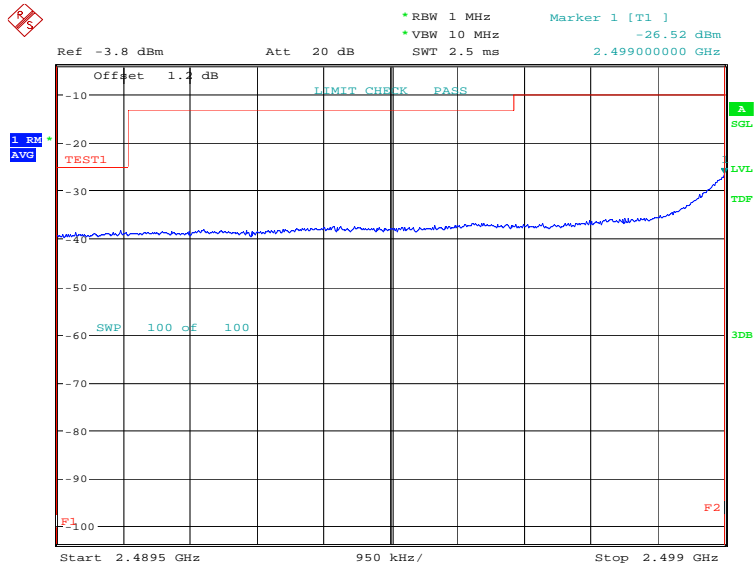


Date: 31.JAN.2024 10:06:36

LOW BAND EDGE BLOCK-20MHz-100%RB

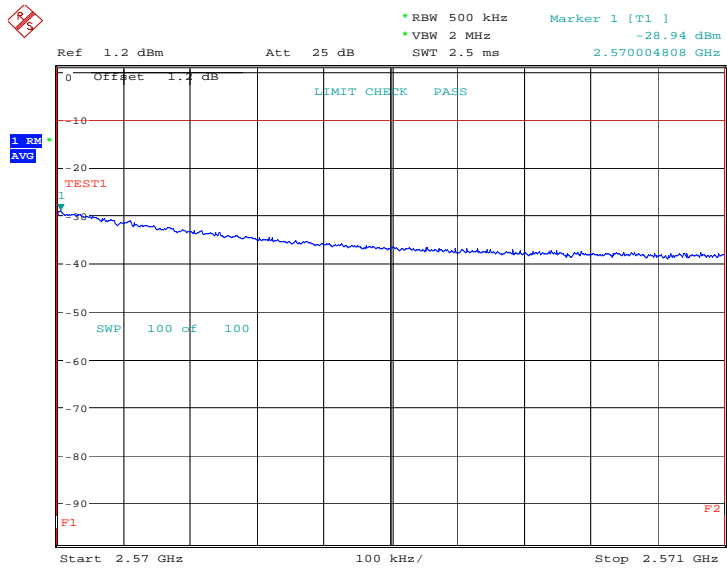


Date: 16.JAN.2024 14:38:51

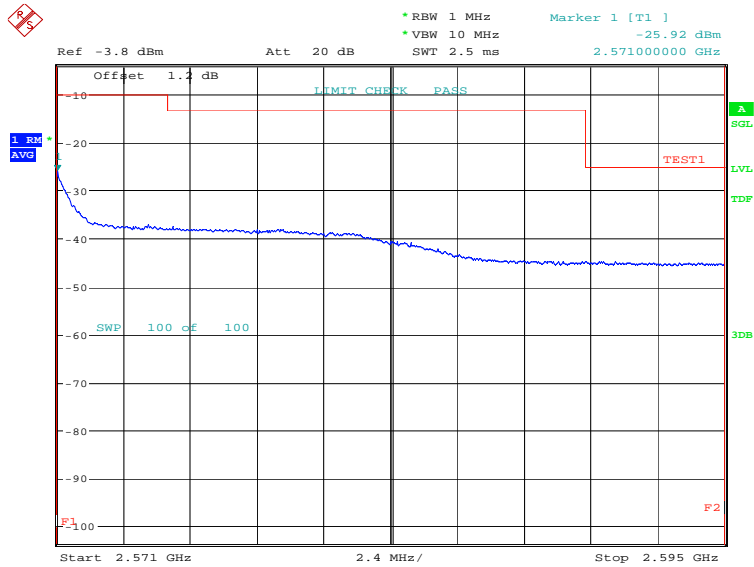


Date: 16.JAN.2024 14:40:32

HIGH BAND EDGE BLOCK-20MHz-100%RB

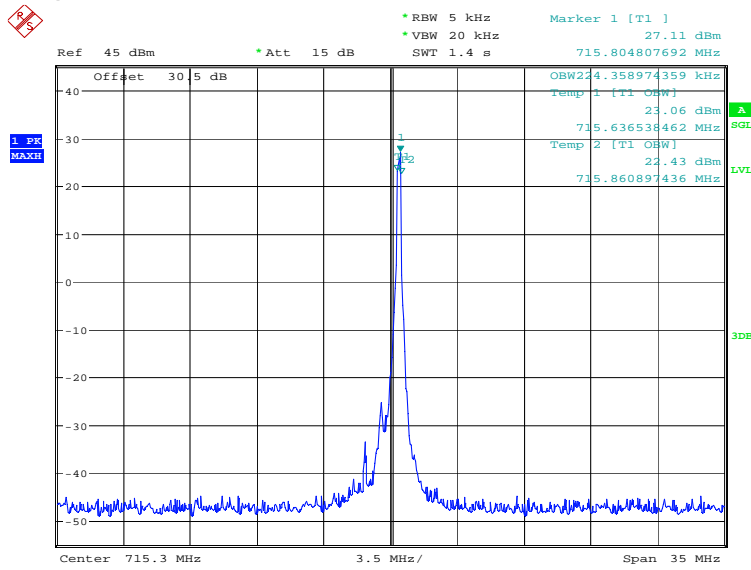


Date: 16.JAN.2024 14:43:30



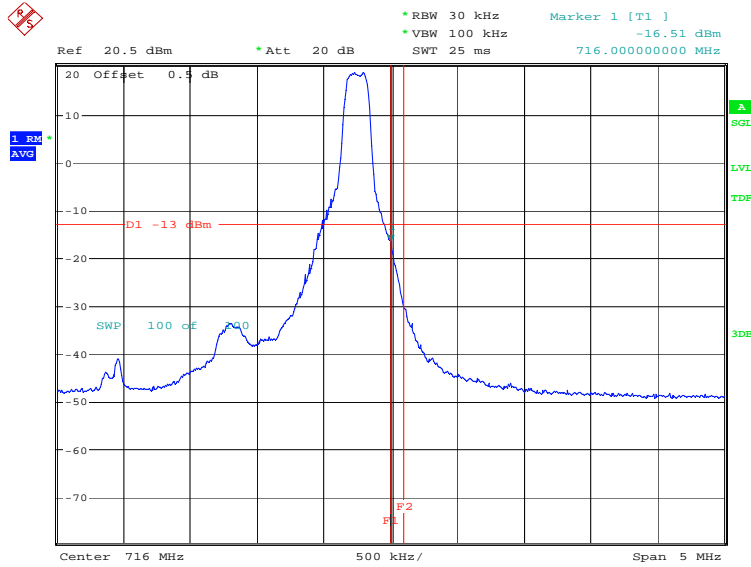
Date: 16.JAN.2024 14:45:11

OBW: 1RB-high_offset



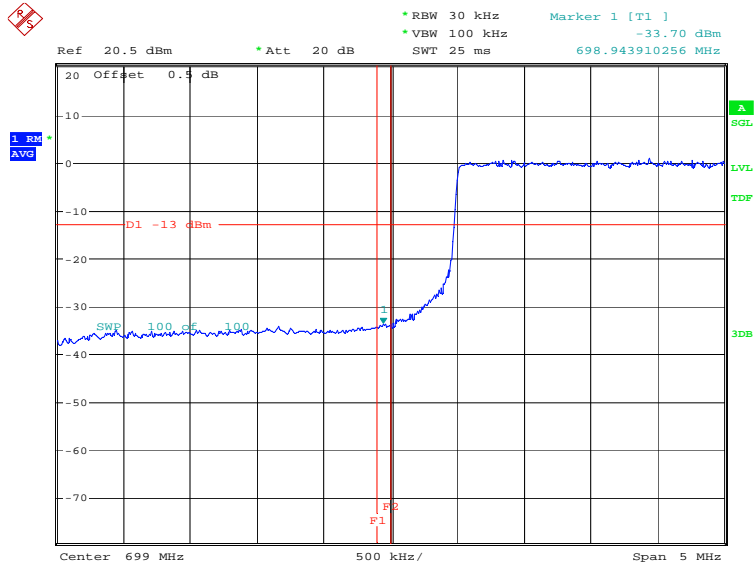
Date: 31.JAN.2024 10:54:00

HIGH BAND EDGE BLOCK-1RB-high_offset



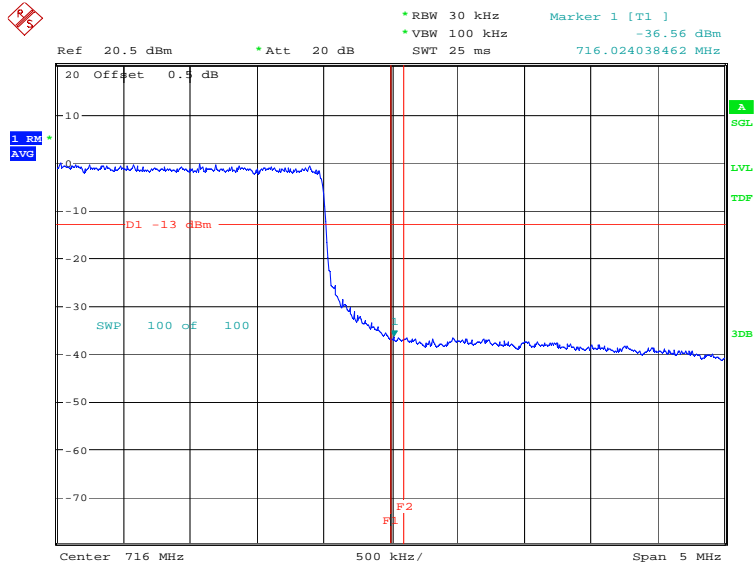
Date: 31.JAN.2024 10:54:19

LOW BAND EDGE BLOCK-10MHz-100%RB



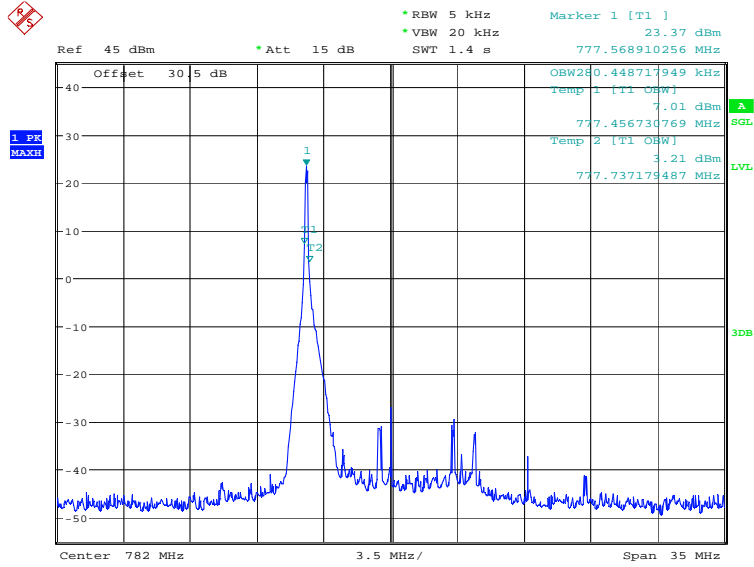
Date: 11.JAN.2024 18:15:53

HIGH BAND EDGE BLOCK-10MHz-100%RB



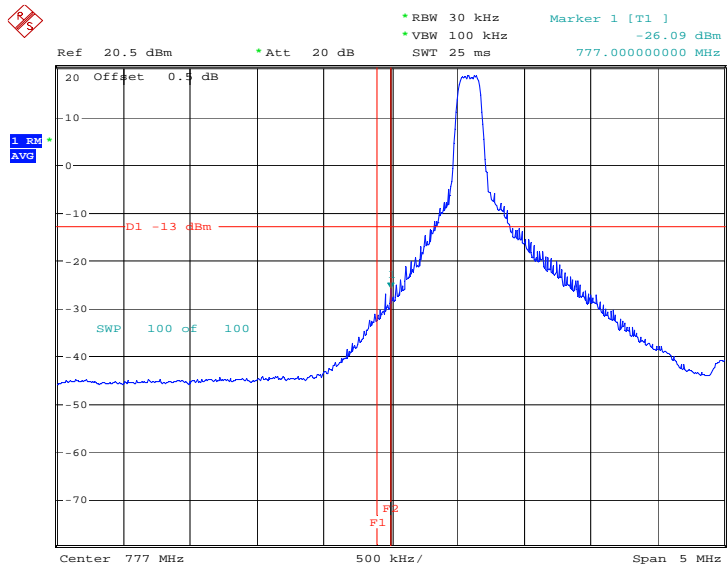
Date: 11.JAN.2024 18:17:26

LTE band 13
OBW: 1RB-low_offset

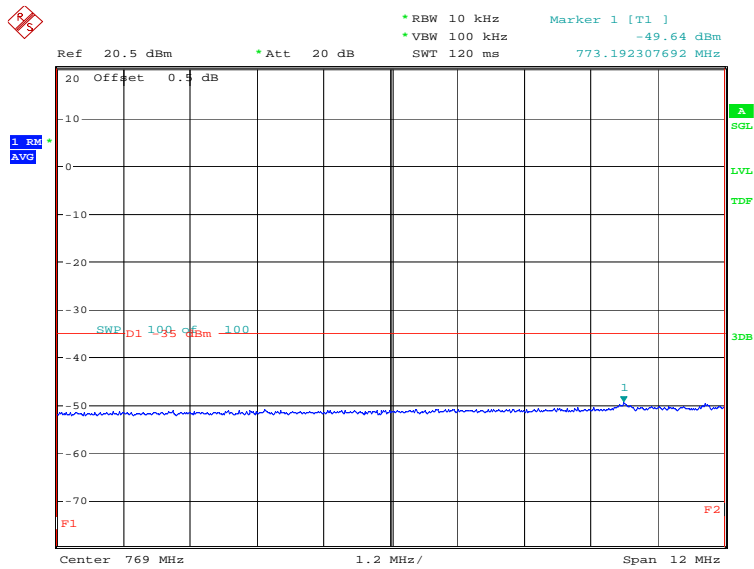


Date: 31.JAN.2024 10:55:54

LOW BAND EDGE BLOCK-1RB-low_offset



Date: 31.JAN.2024 10:56:13

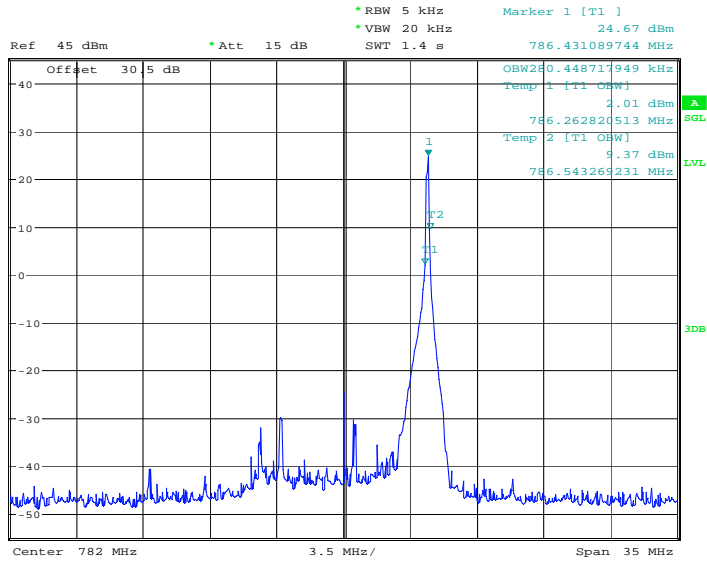


Date: 31.JAN.2024 10:56:53

OBW: 1RB-high_offset

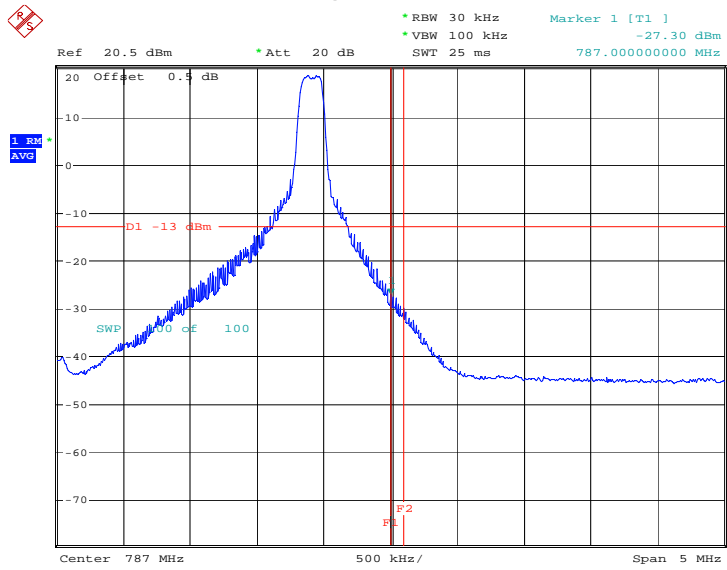


1 PK
MAXH

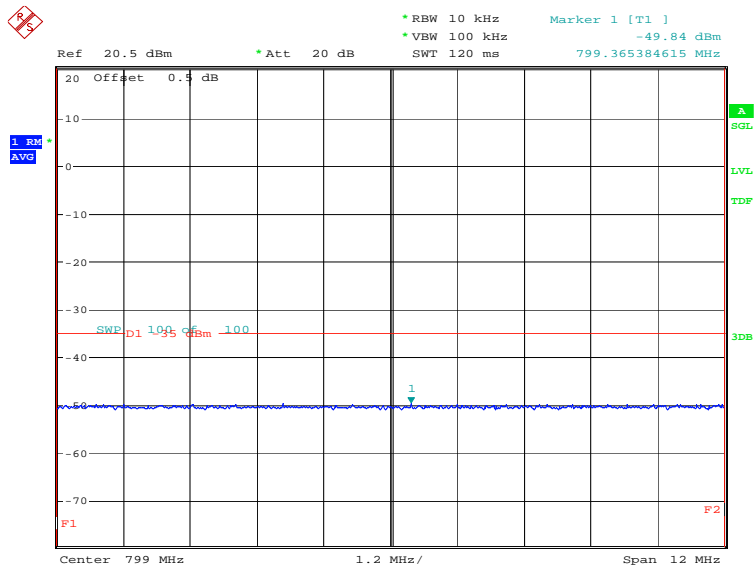


Date: 31.JAN.2024 10:57:28

HIGH BAND EDGE BLOCK-1RB-high_offset

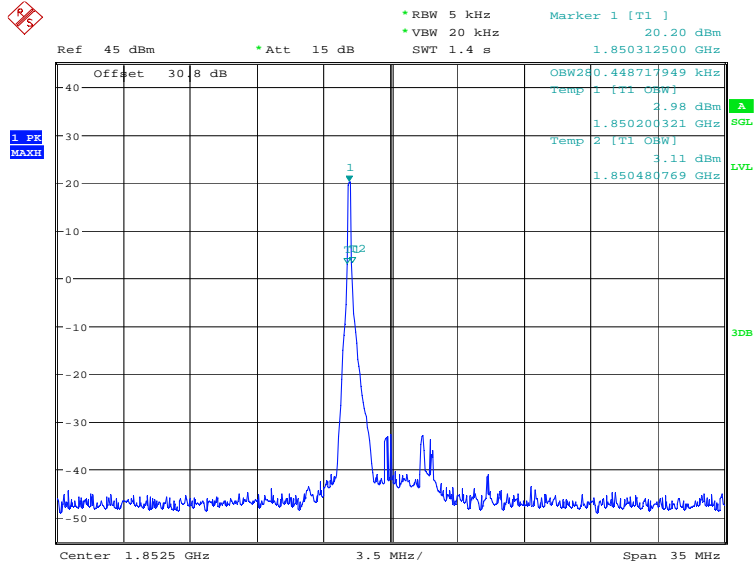


Date: 31.JAN.2024 10:57:47



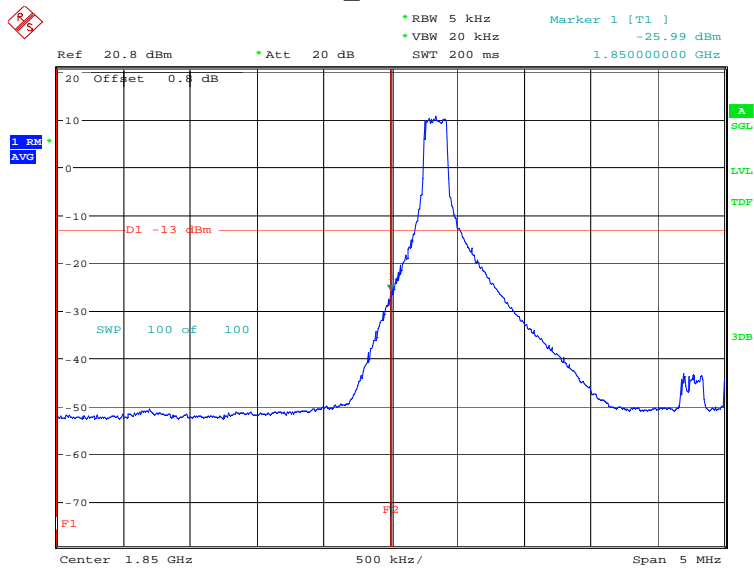
Date: 31.JAN.2024 10:58:27

LTE band 25
OBW: 1RB-low_offset



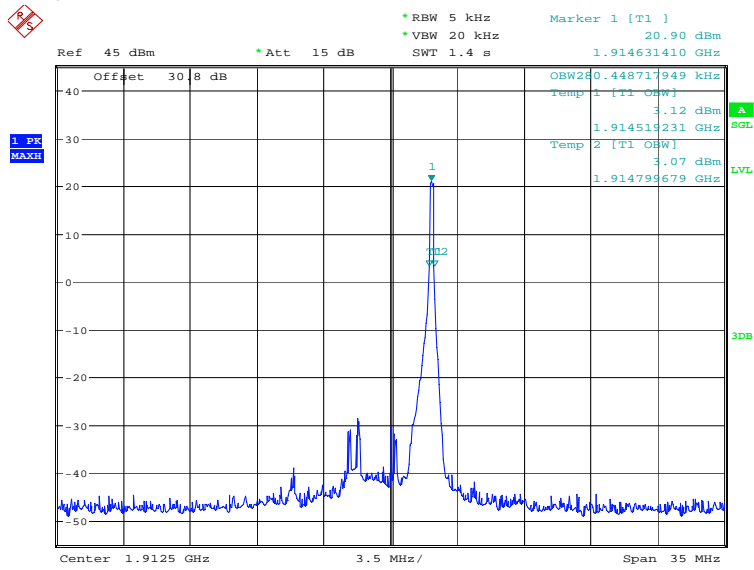
Date: 31.JAN.2024 09:45:50

LOW BAND EDGE BLOCK-1RB-low_offset



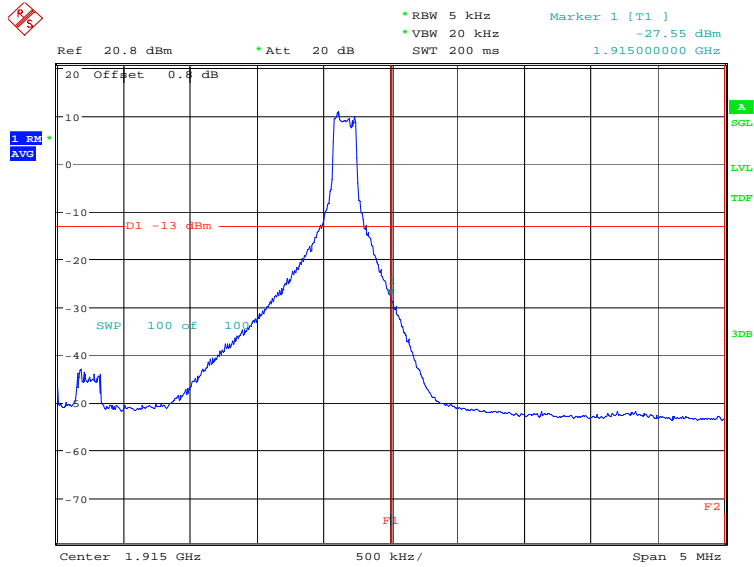
Date: 31.JAN.2024 09:47:04

OBW: 1RB-high_offset



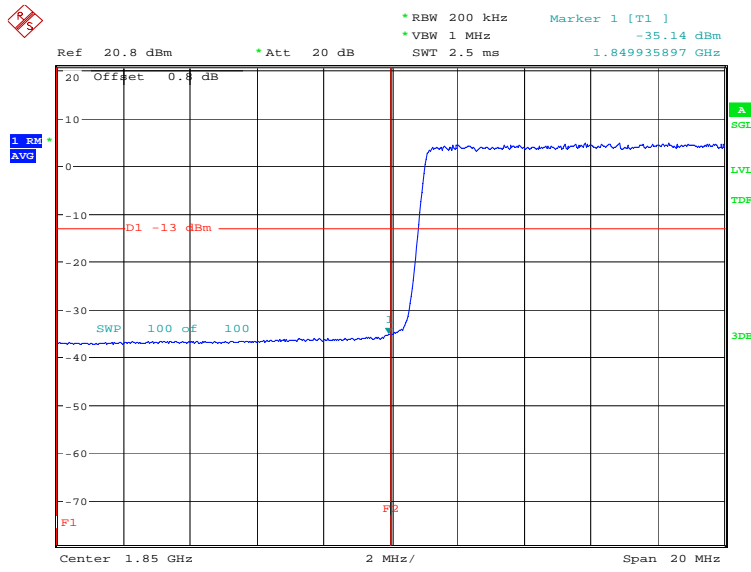
Date: 31.JAN.2024 09:47:41

HIGH BAND EDGE BLOCK-1RB-high_offset



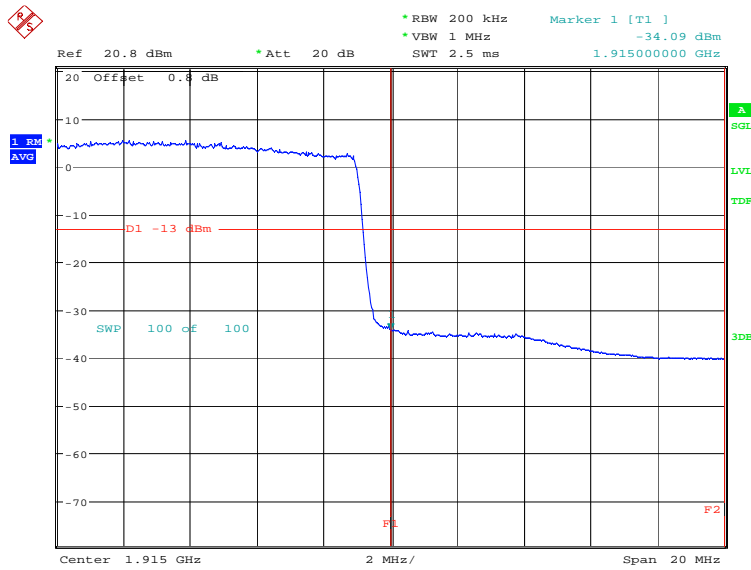
Date: 31.JAN.2024 09:48:55

LOW BAND EDGE BLOCK-20MHz-100%RB



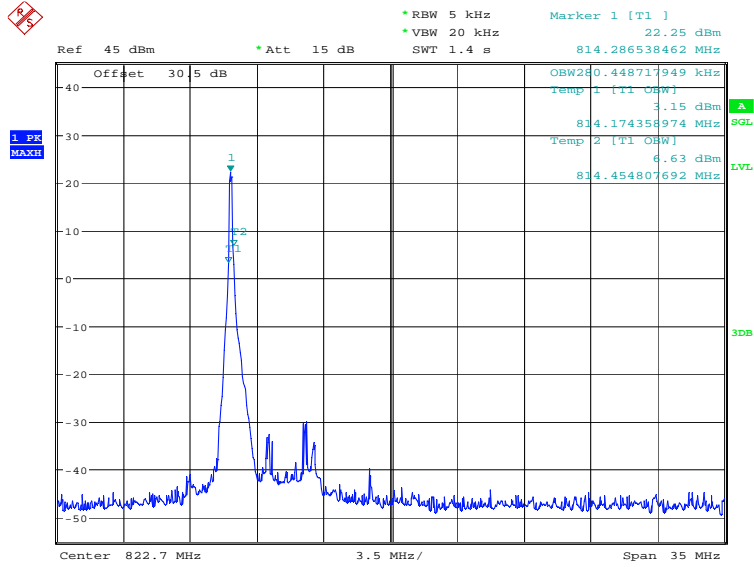
Date: 16.JAN.2024 16:12:03

HIGH BAND EDGE BLOCK-20MHz-100%RB



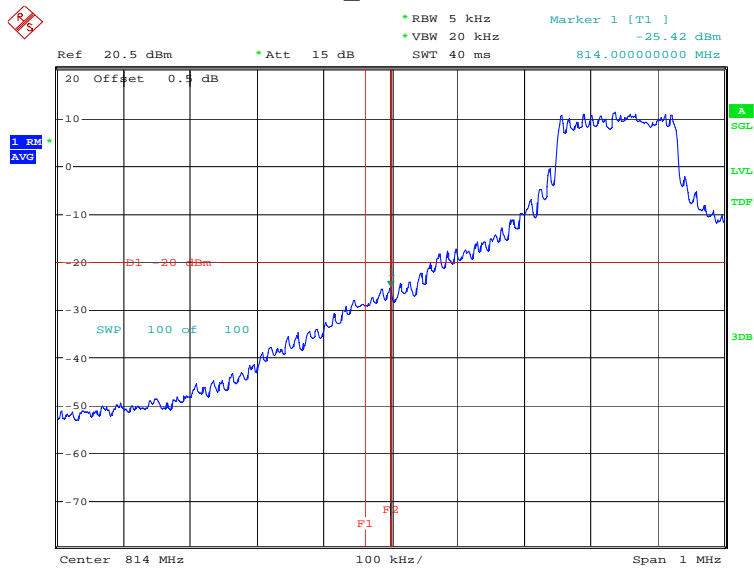
Date: 16.JAN.2024 16:13:35

LTE band 26(814MHz~824MHz)
OBW: 1RB-low_offset



Date: 31.JAN.2024 11:11:20

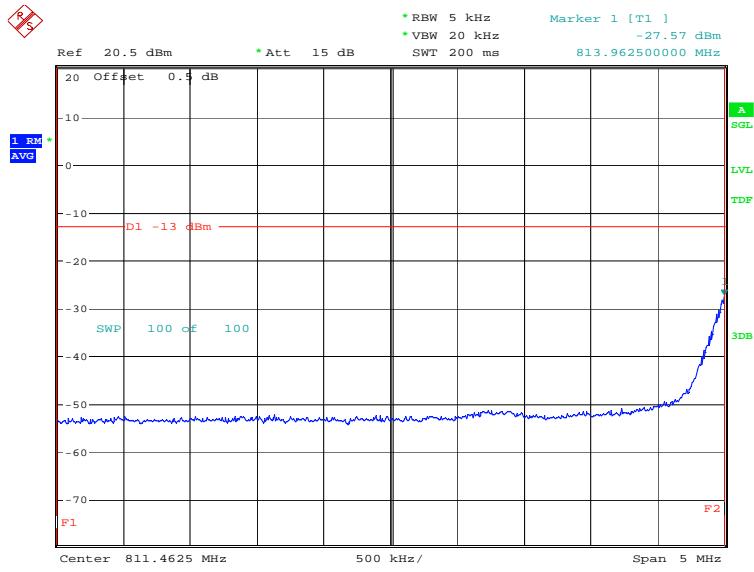
LOW BAND EDGE BLOCK-1RB-low_offset



Date: 31.JAN.2024 11:12:44

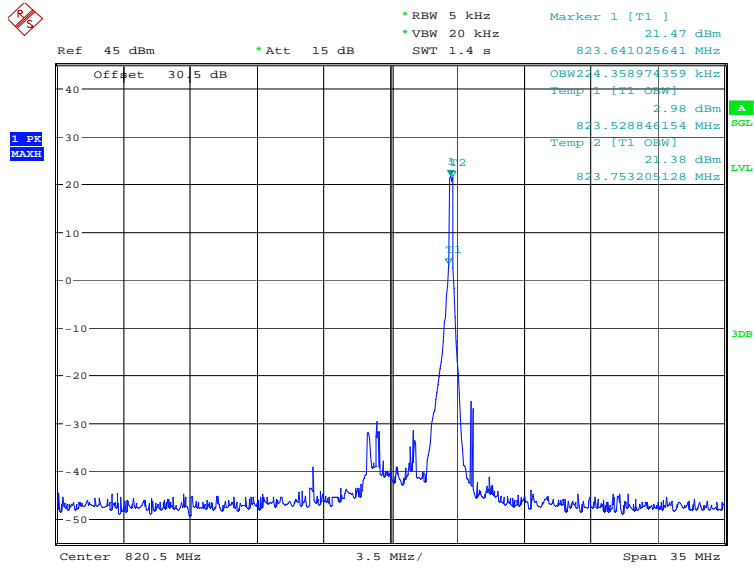


LOW Emission Mask -1RB-low_offset



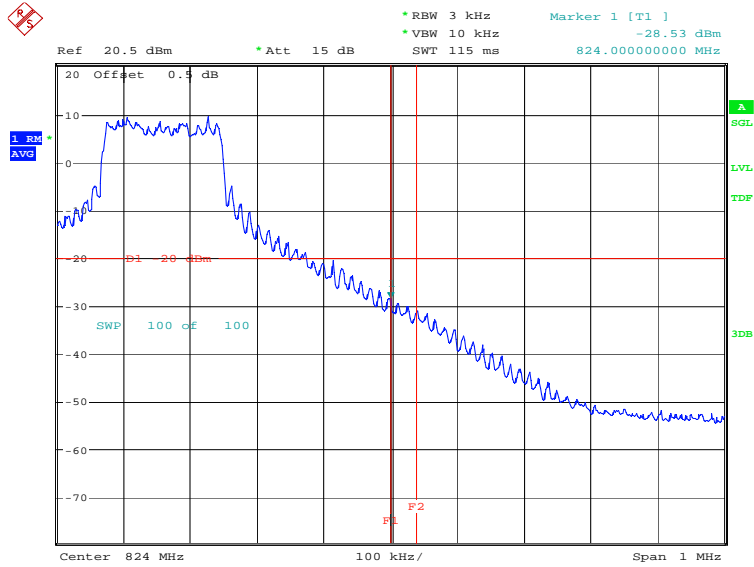
Date: 31.JAN.2024 11:14:26

OBW: 1RB-high_offset



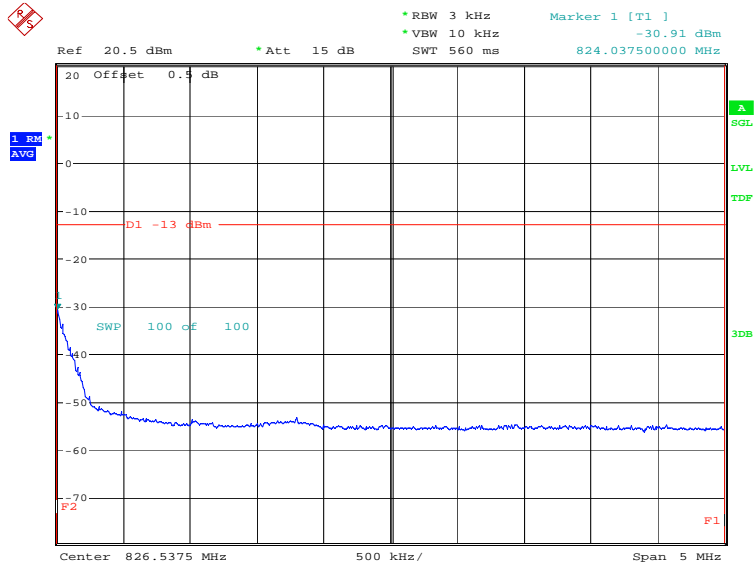
Date: 31.JAN.2024 11:15:03

HIGH BAND EDGE BLOCK-1RB-high_offset



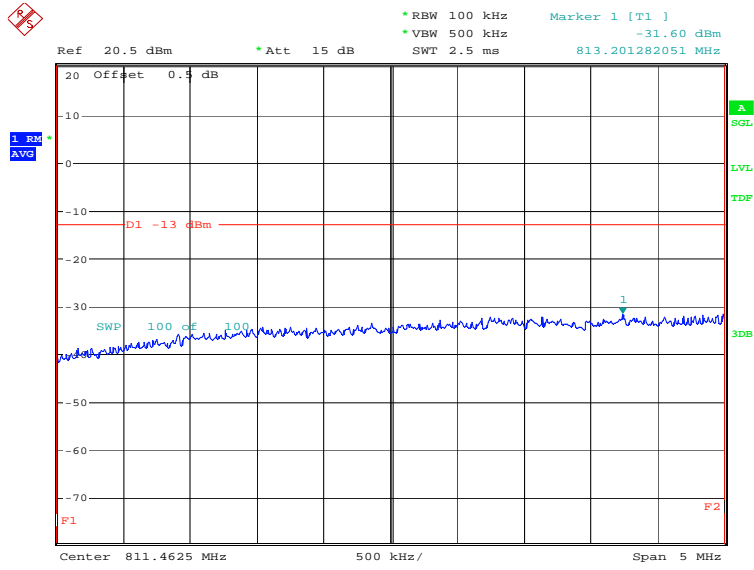
Date: 31.JAN.2024 11:16:36

HIGH Emission Mask -1RB-high_offset



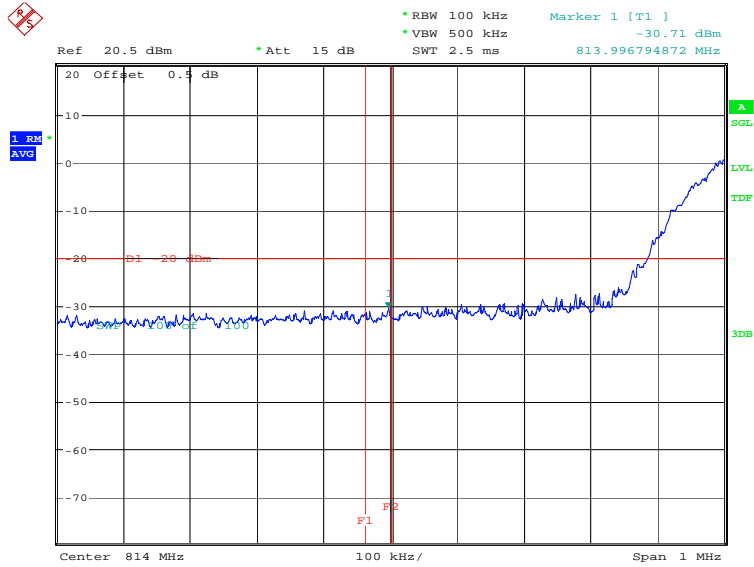
Date: 31.JAN.2024 11:18:53

LOW Emission Mask -10MHz-100%RB



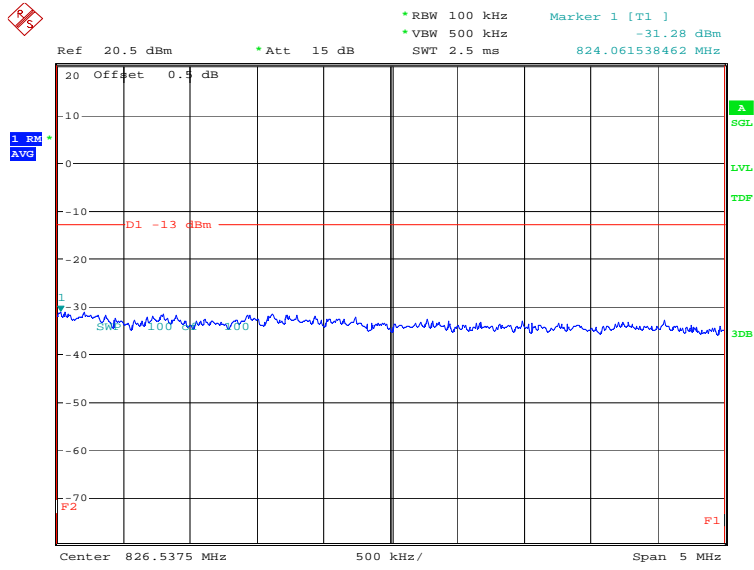
Date: 11.JAN.2024 19:16:22

LOW BAND EDGE BLOCK-10MHz-100%RB



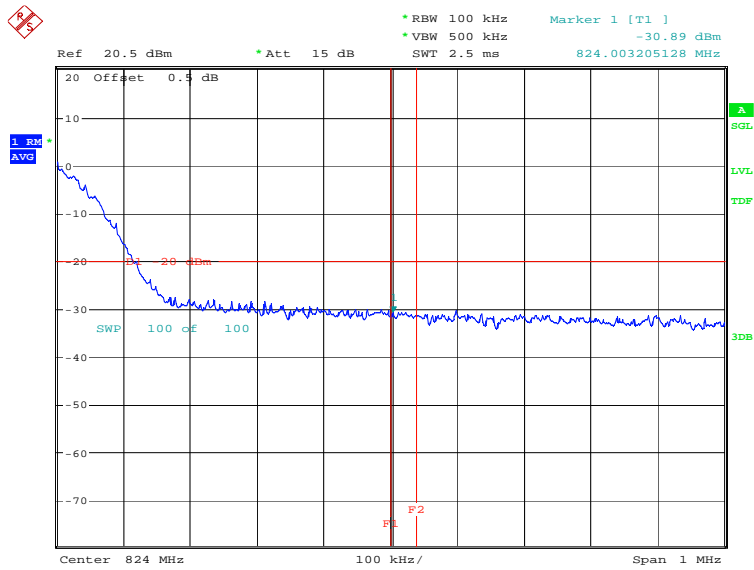
Date: 11.JAN.2024 19:15:59

HIGH Emission Mask -10MHz-100%RB



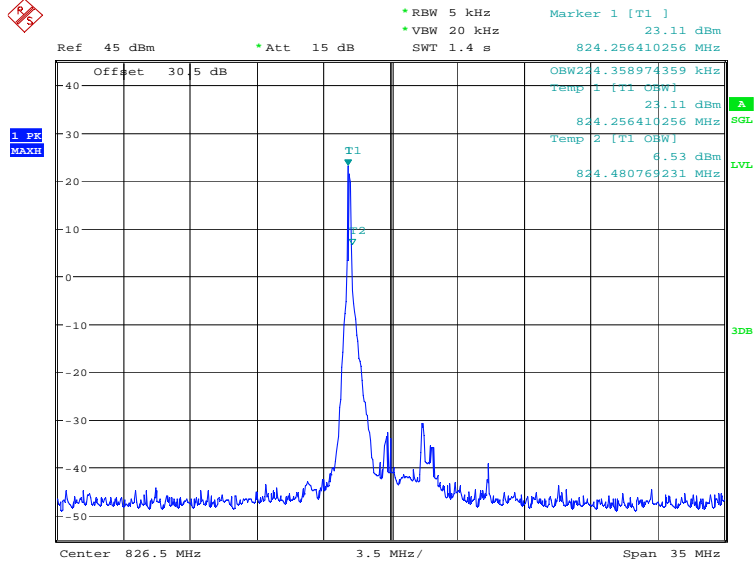
Date: 11.JAN.2024 19:18:20

HIGH BAND EDGE BLOCK-10MHz-100%RB



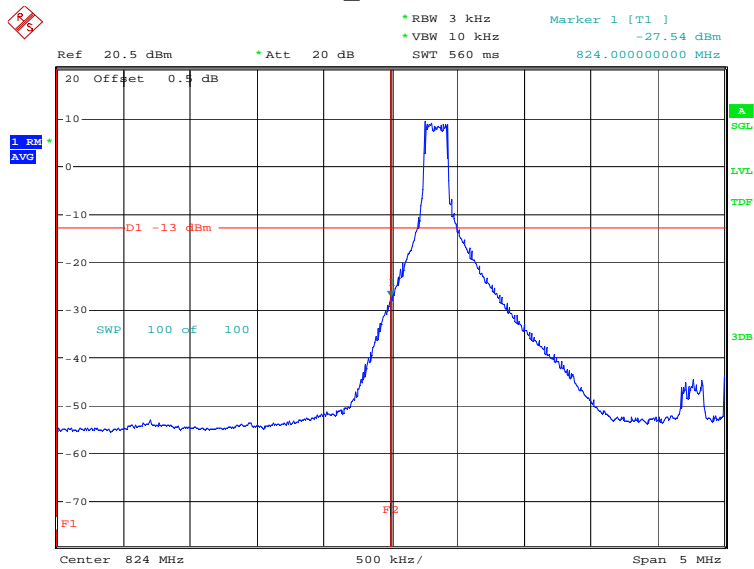
Date: 11.JAN.2024 19:17:58

LTE band 26(824MHz~849MHz)
OBW: 1RB-low_offset



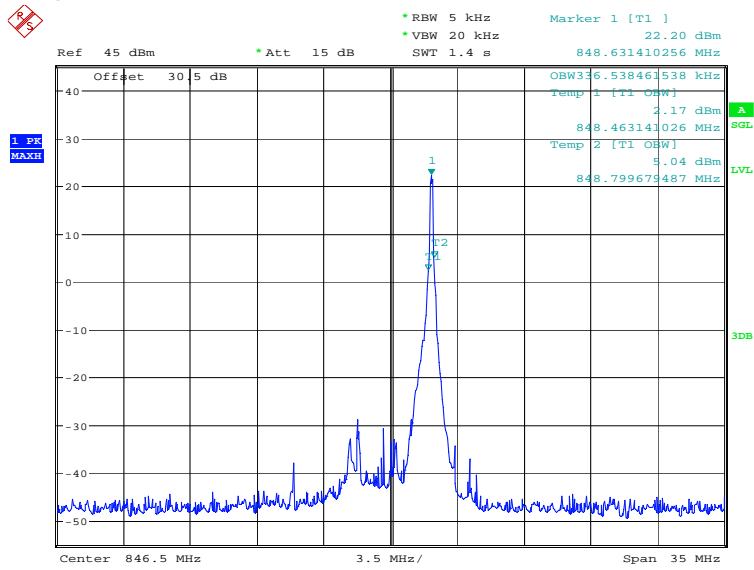
Date: 31.JAN.2024 10:59:06

LOW BAND EDGE BLOCK-1RB-low_offset



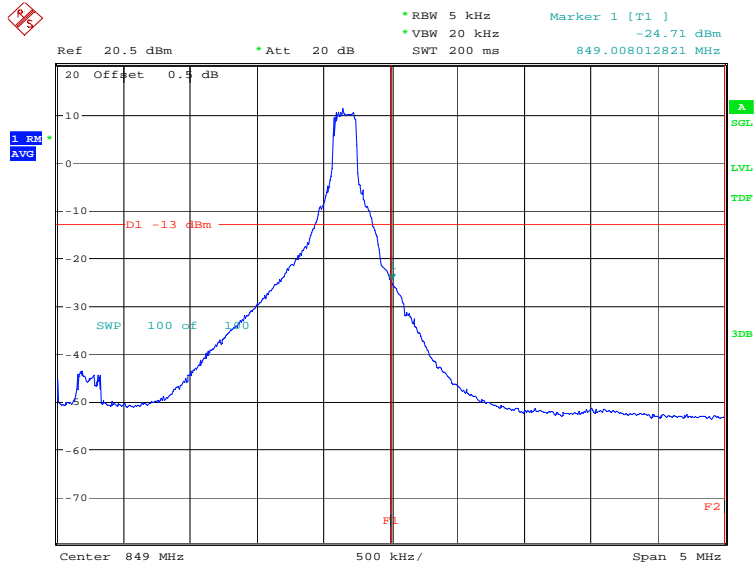
Date: 31.JAN.2024 11:00:20

OBW: 1RB-high_offset



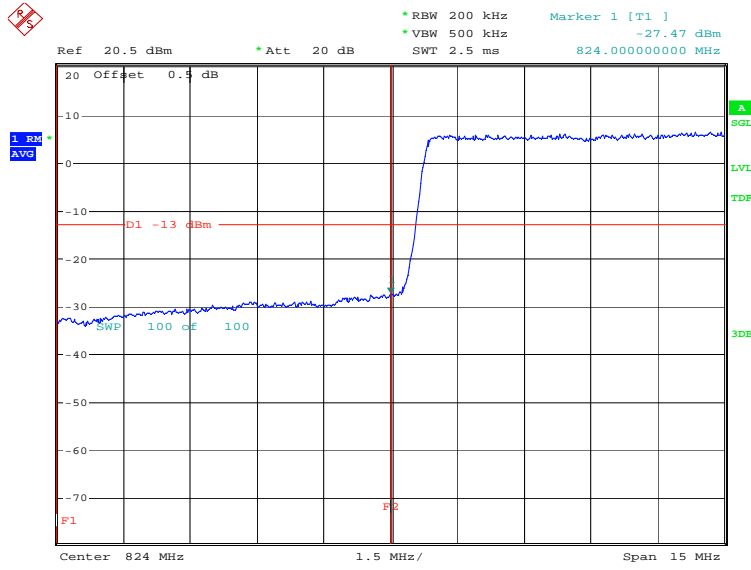
Date: 31.JAN.2024 11:00:57

HIGH BAND EDGE BLOCK-1RB-high_offset



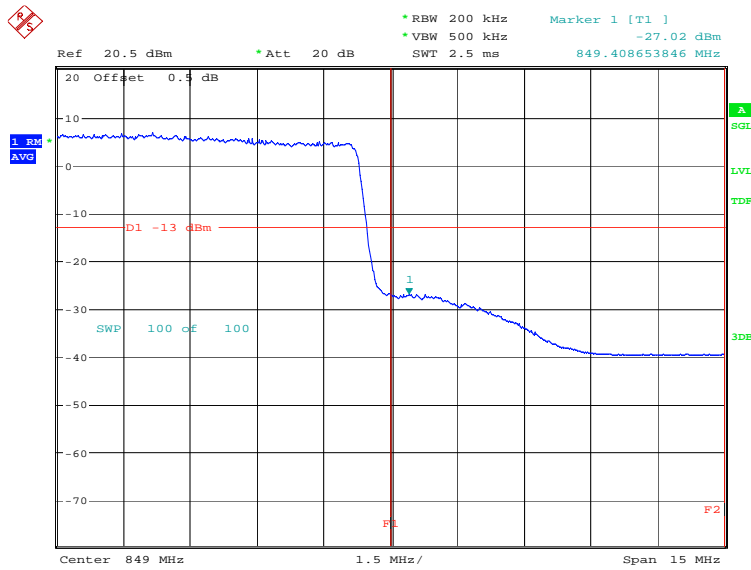
Date: 31.JAN.2024 11:02:11

LOW BAND EDGE BLOCK-15MHz-100%RB



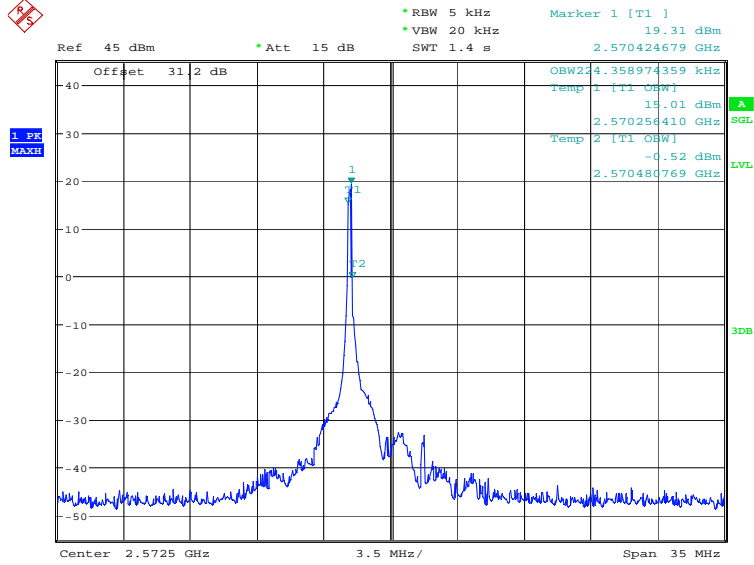
Date: 11.JAN.2024 18:24:21

HIGH BAND EDGE BLOCK-15MHz-100%RB



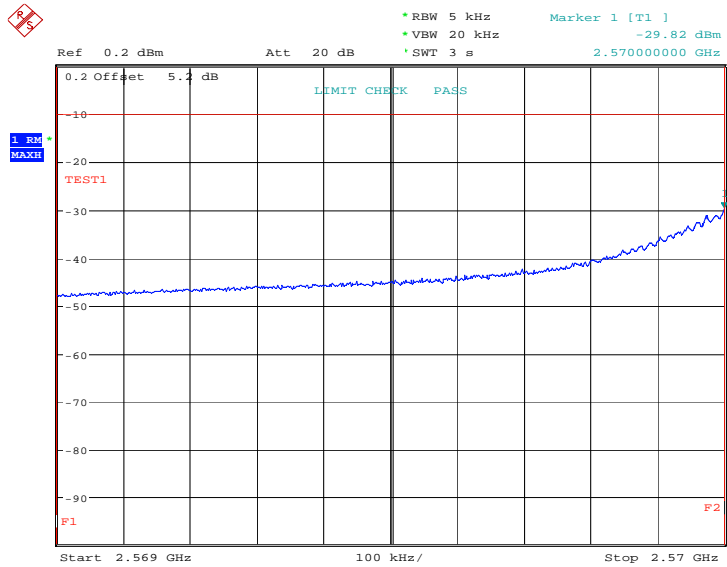
Date: 11.JAN.2024 18:25:53

LTE band 38
OBW: 1RB-low_offset

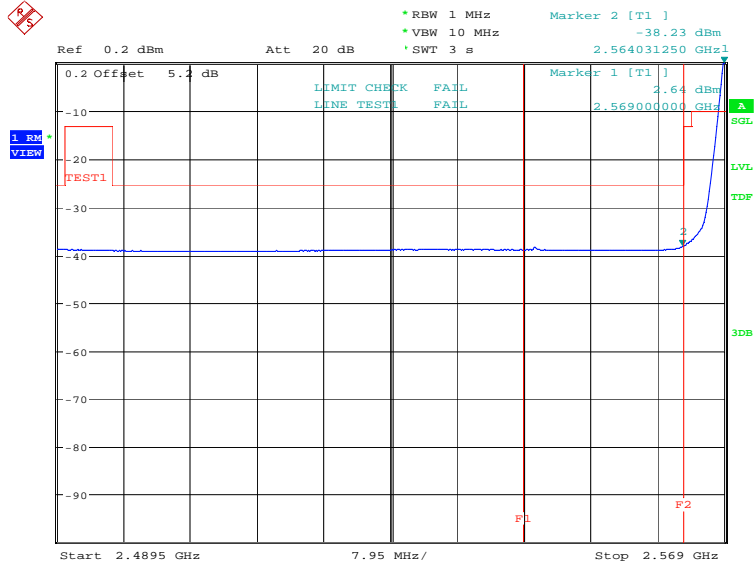


Date: 31.JAN.2024 10:09:41

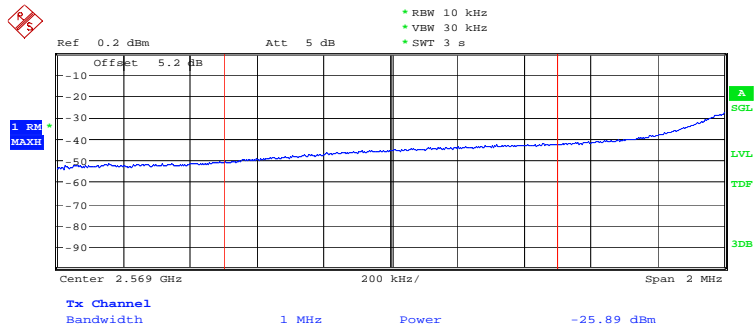
LOW BAND EDGE BLOCK-1RB-low_offset



Date: 31.JAN.2024 10:10:23

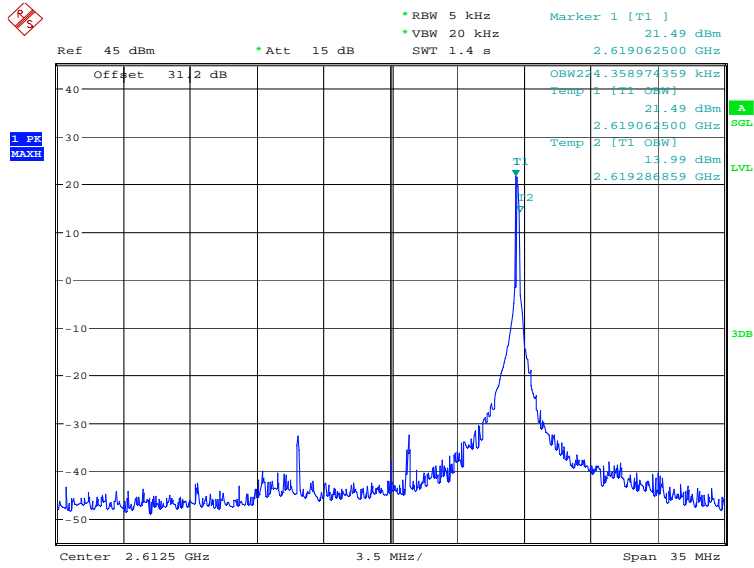


Date: 31.JAN.2024 10:11:10



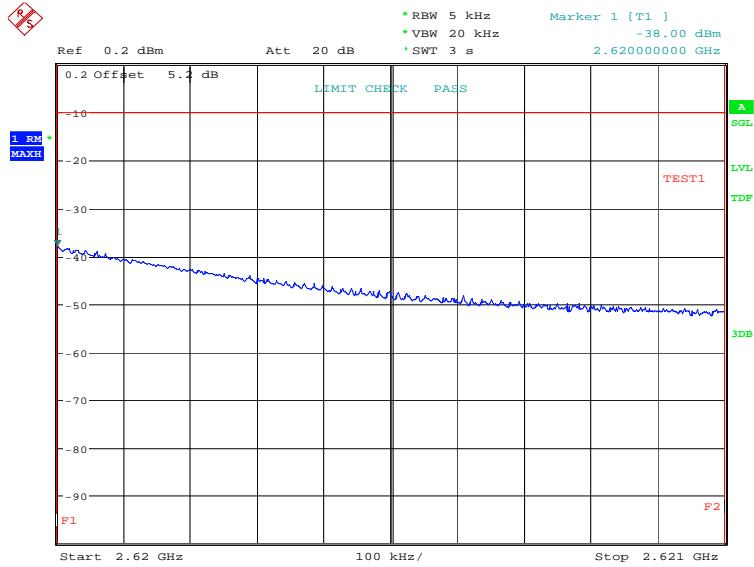
Date: 31.JAN.2024 10:11:28

OBW: 1RB-high_offset

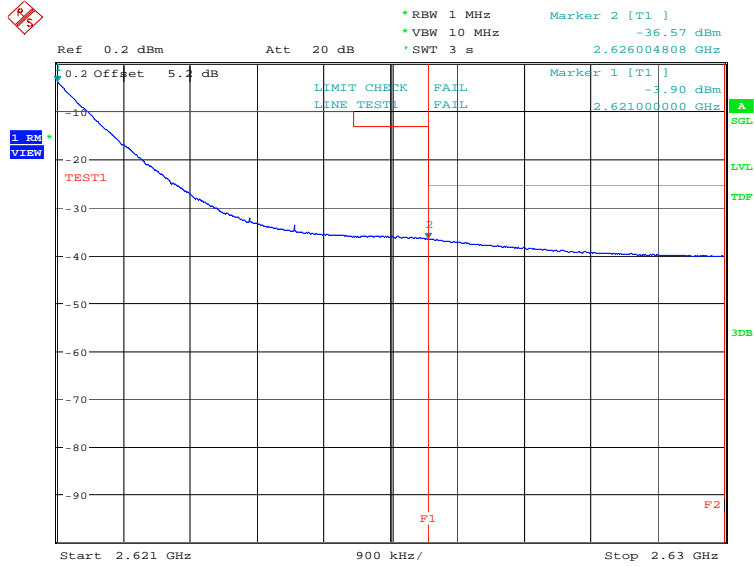


Date: 31.JAN.2024 10:15:35

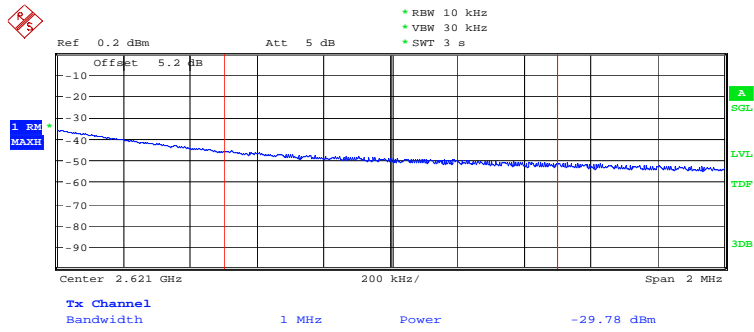
HIGH BAND EDGE BLOCK-1RB-high_offset



Date: 31.JAN.2024 10:16:17

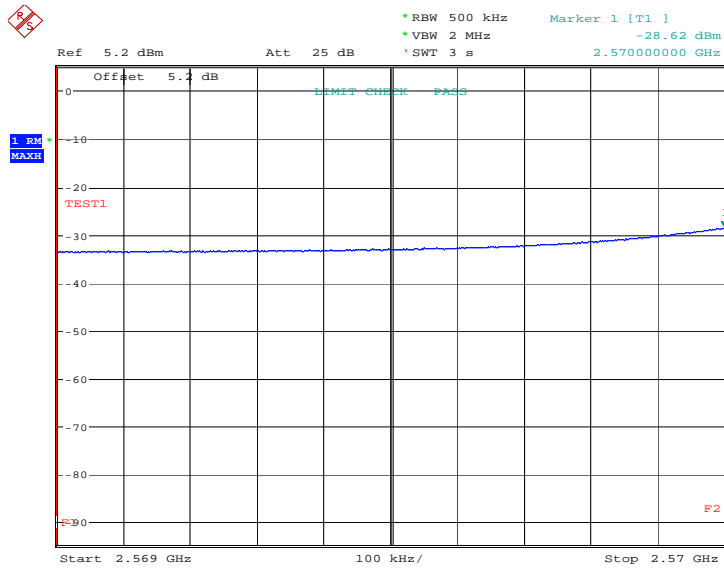


Date: 31.JAN.2024 10:17:04

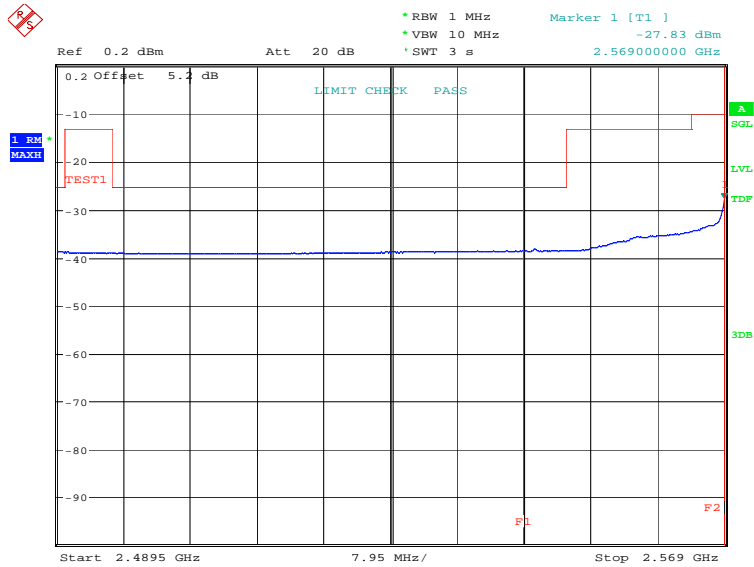


Date: 31.JAN.2024 10:17:22

LOW BAND EDGE BLOCK-20MHz-100%RB

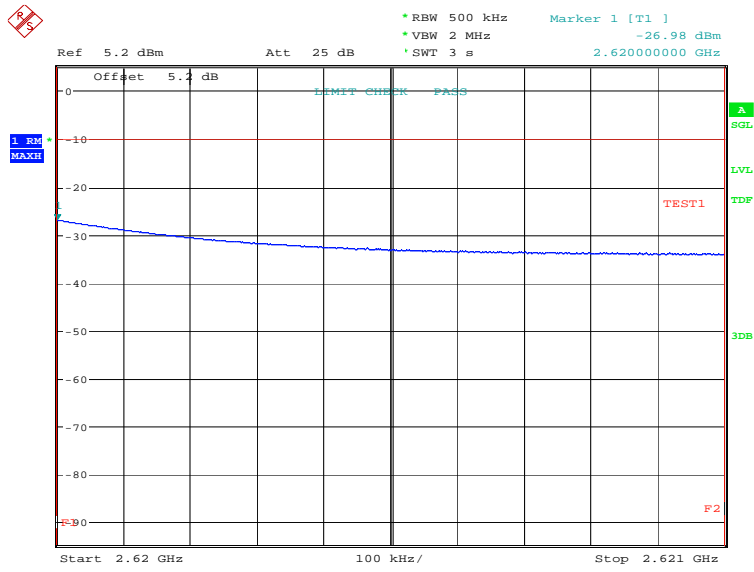


Date: 31.JAN.2024 10:12:25

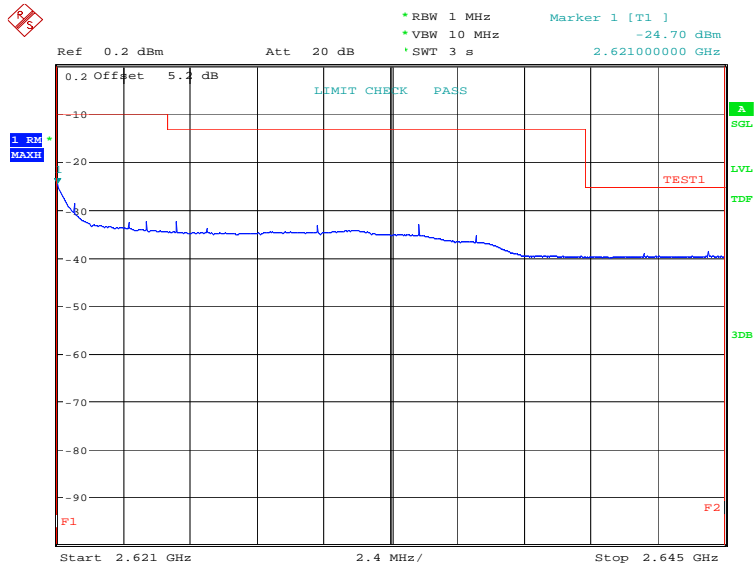


Date: 31.JAN.2024 10:13:04

HIGH BAND EDGE BLOCK-20MHz-100%RB

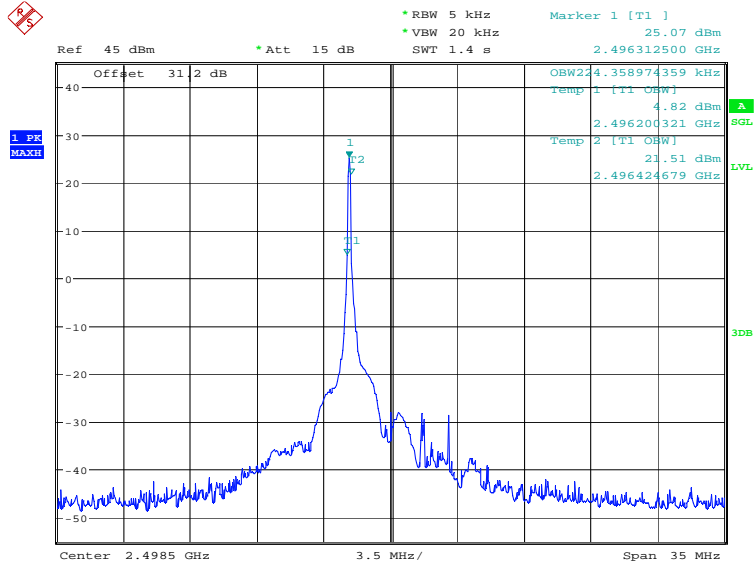


Date: 31.JAN.2024 10:18:20



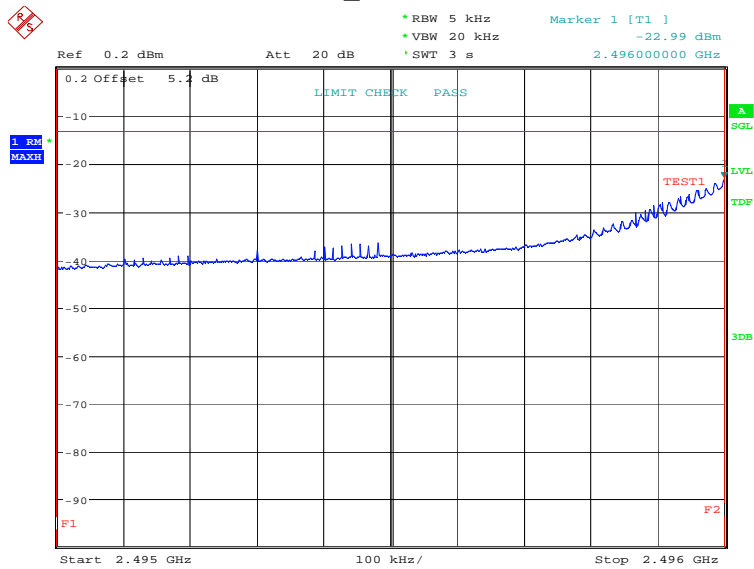
Date: 31.JAN.2024 10:18:59

LTE band 41
OBW: 1RB-low_offset

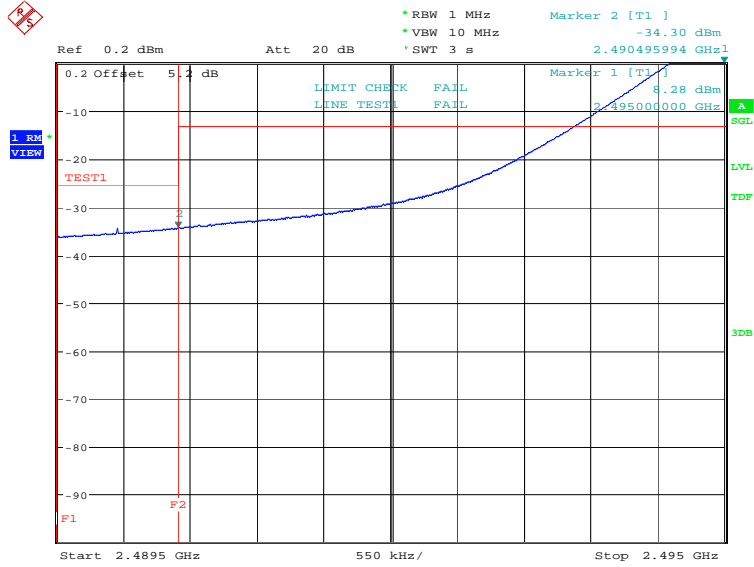


Date: 31.JAN.2024 10:21:17

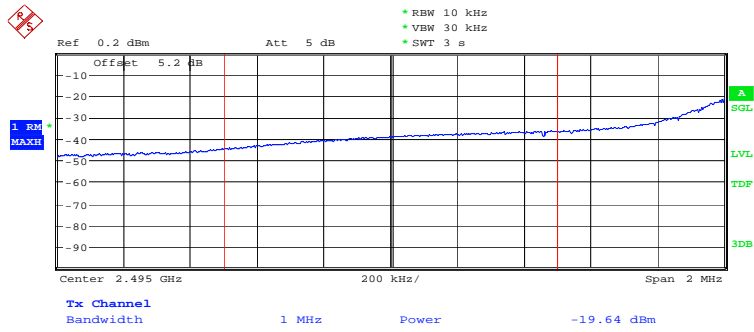
LOW BAND EDGE BLOCK-1RB-low_offset



Date: 31.JAN.2024 10:21:59

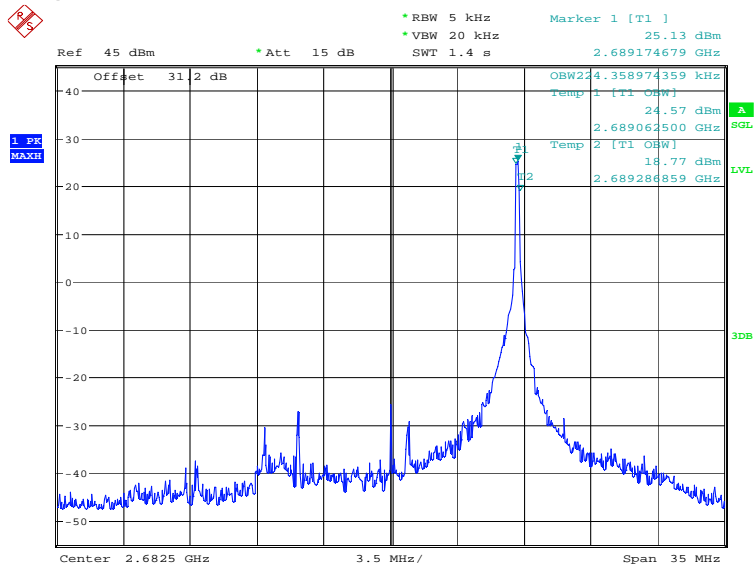


Date: 31.JAN.2024 10:22:43



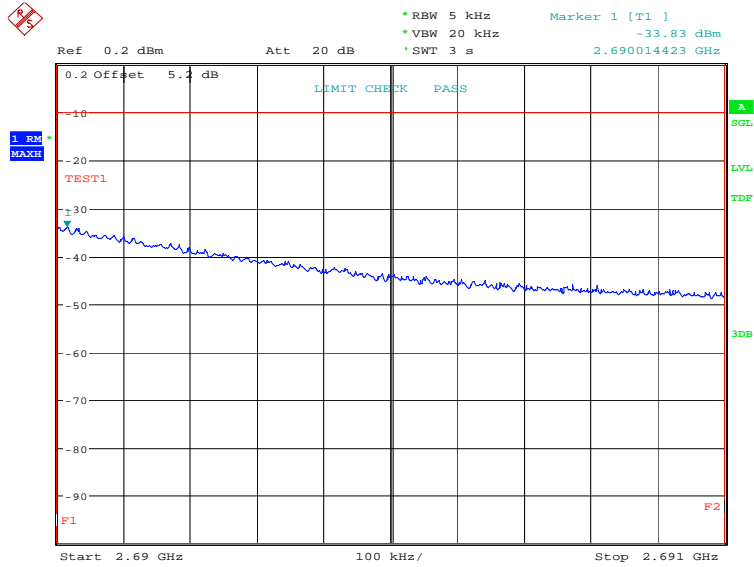
Date: 31.JAN.2024 10:23:01

OBW: 1RB-high_offset

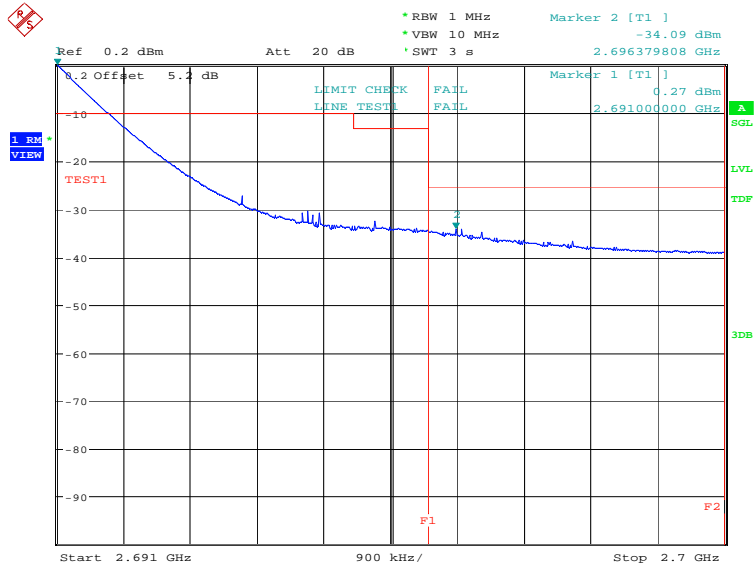


Date: 31.JAN.2024 10:23:39

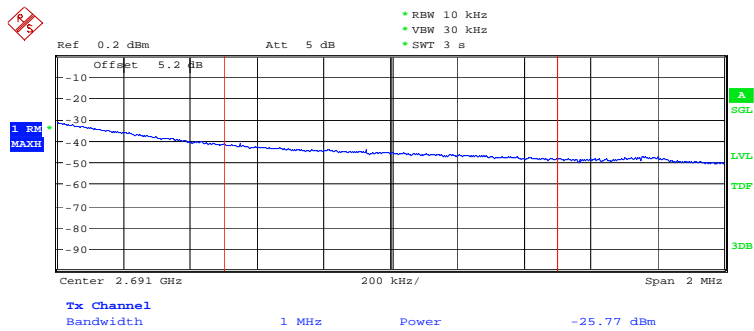
HIGH BAND EDGE BLOCK-1RB-high_offset



Date: 31.JAN.2024 10:24:20

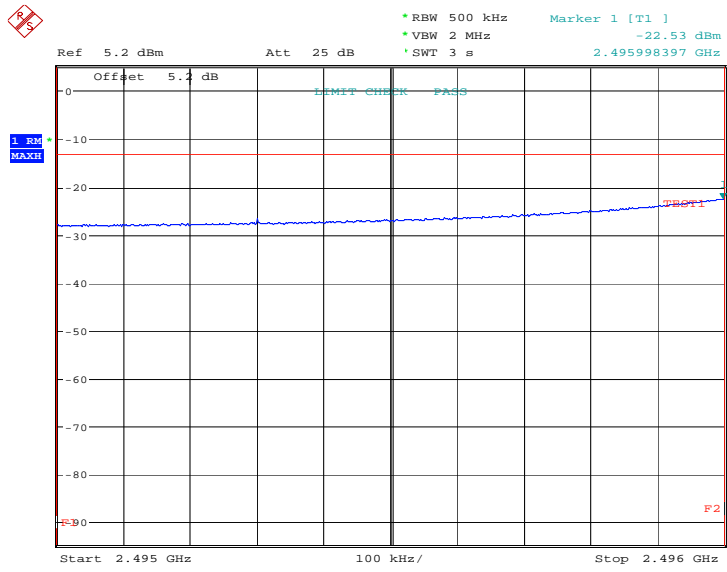


Date: 31.JAN.2024 10:25:07

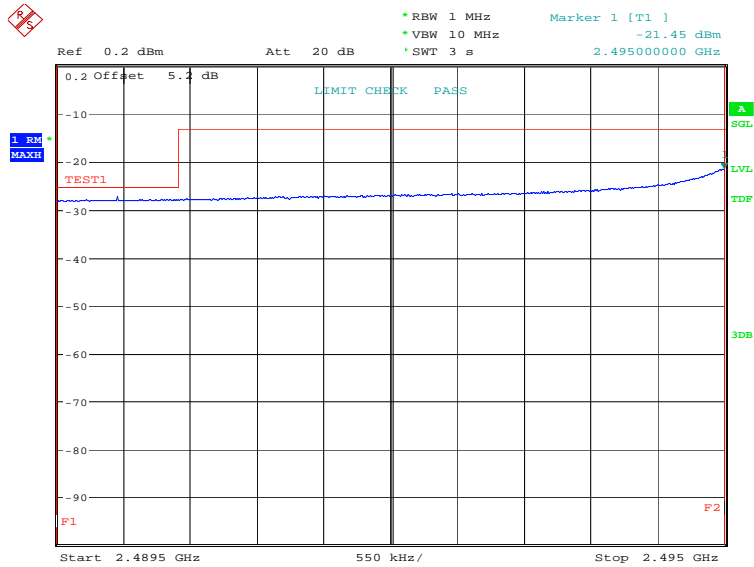


Date: 31.JAN.2024 10:25:26

LOW BAND EDGE BLOCK-20MHz-100%RB

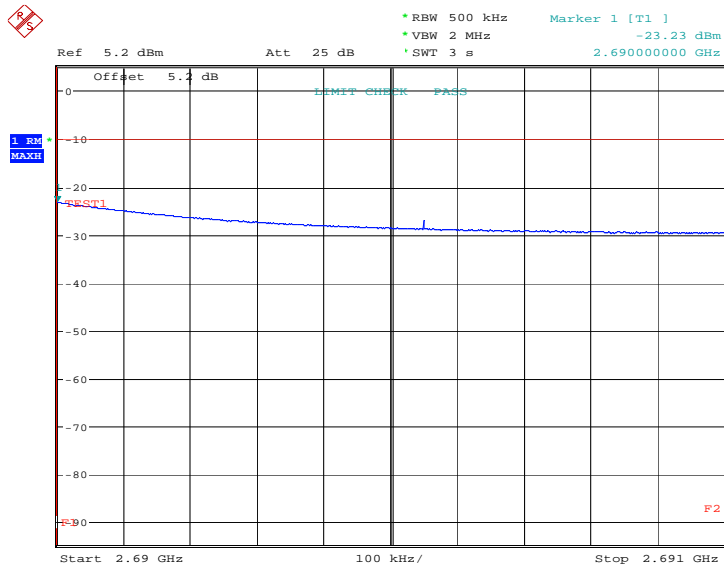


Date: 16.JAN.2024 14:47:53

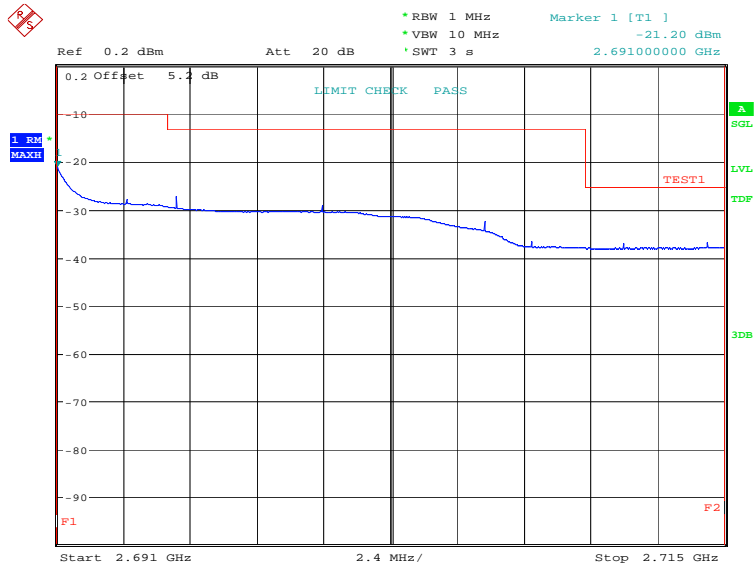


Date: 16.JAN.2024 14:48:32

HIGH BAND EDGE BLOCK-20MHz-100%RB

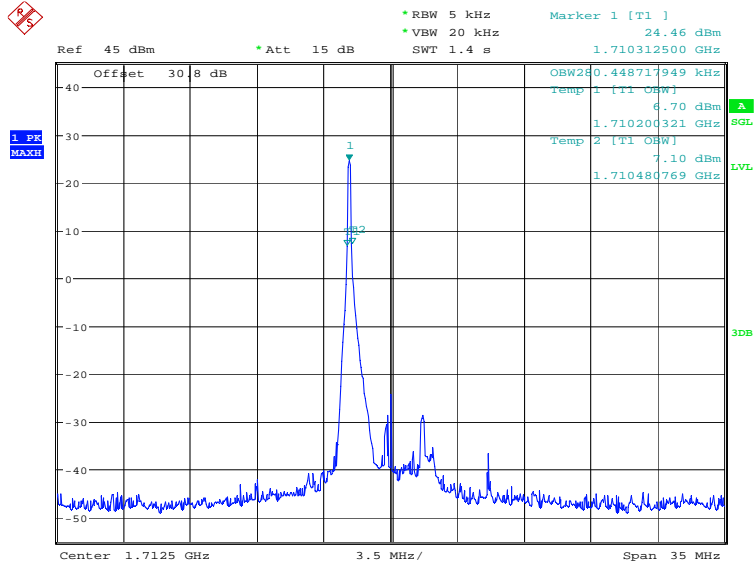


Date: 16.JAN.2024 14:50:28



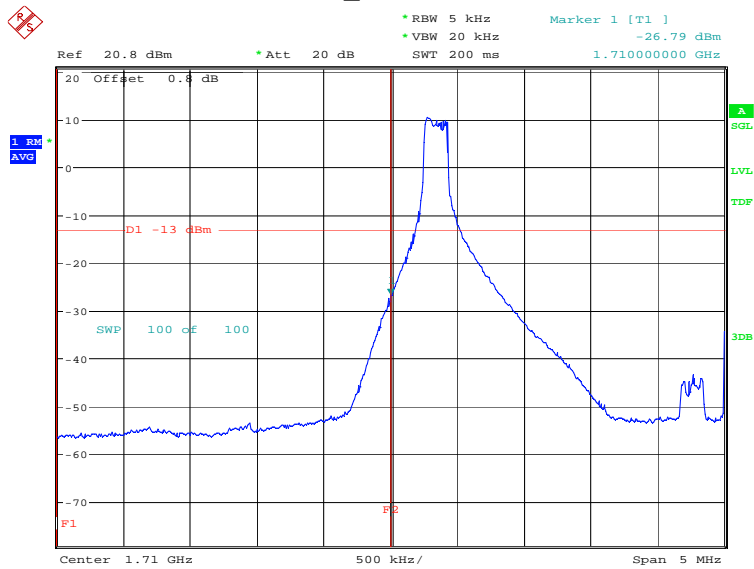
Date: 16.JAN.2024 14:51:07

LTE band 66
OBW: 1RB-low_offset



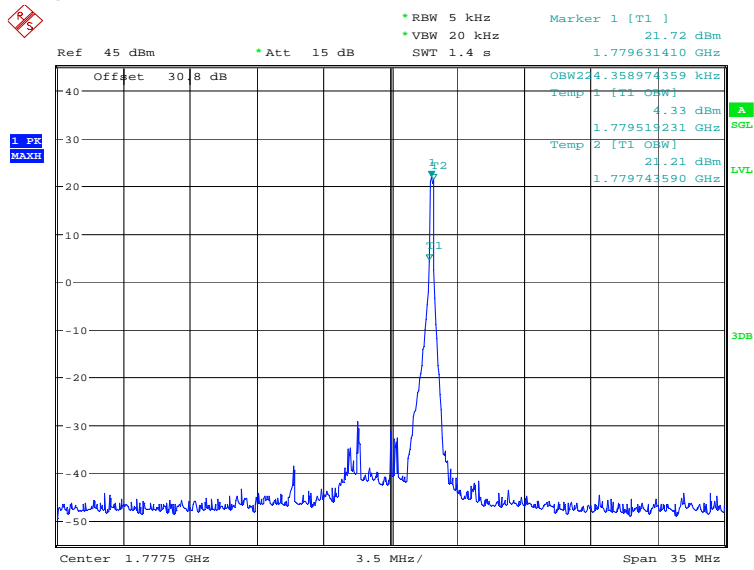
Date: 31.JAN.2024 15:29:41

LOW BAND EDGE BLOCK-1RB-low_offset



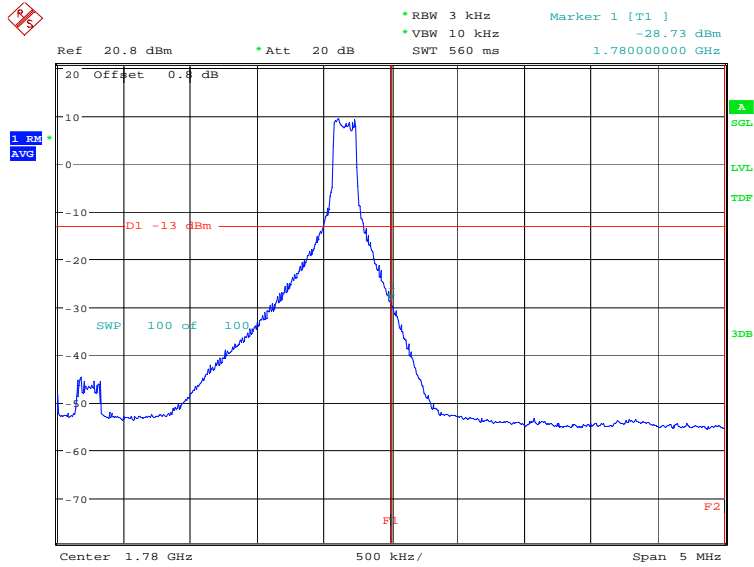
Date: 31.JAN.2024 15:30:55

OBW: 1RB-high_offset



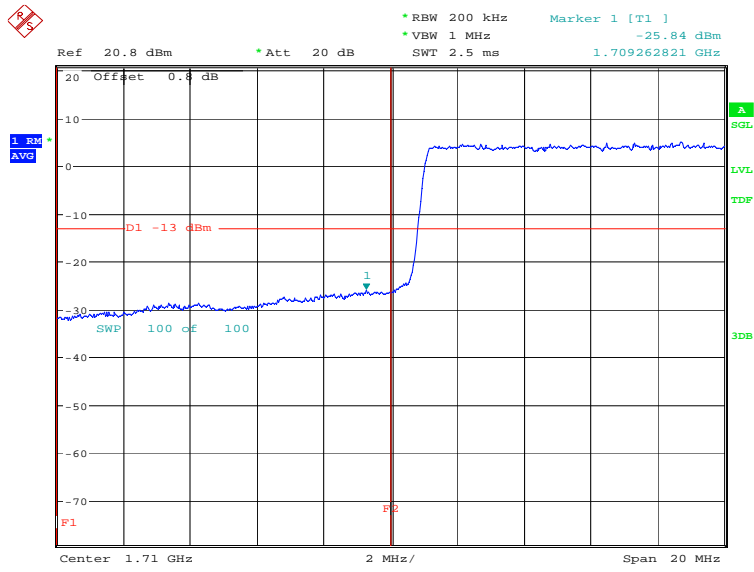
Date: 31.JAN.2024 09:53:00

HIGH BAND EDGE BLOCK-1RB-high_offset



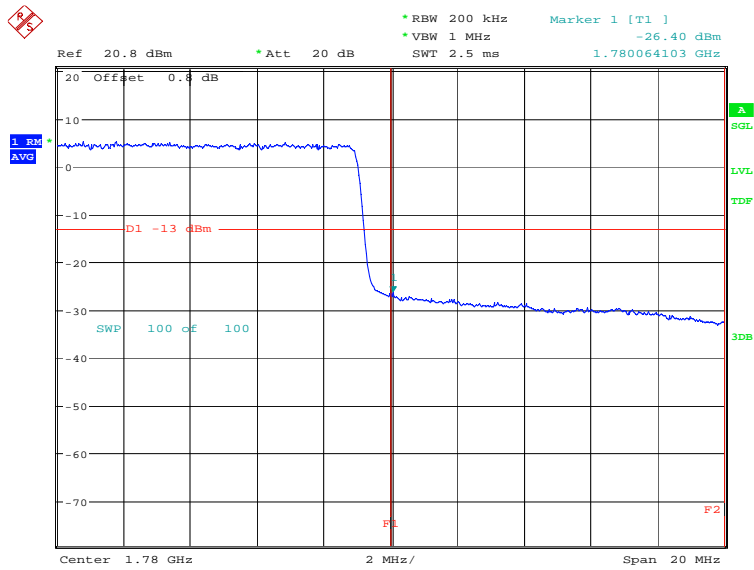
Date: 31.JAN.2024 09:54:14

LOW BAND EDGE BLOCK-20MHz-100%RB



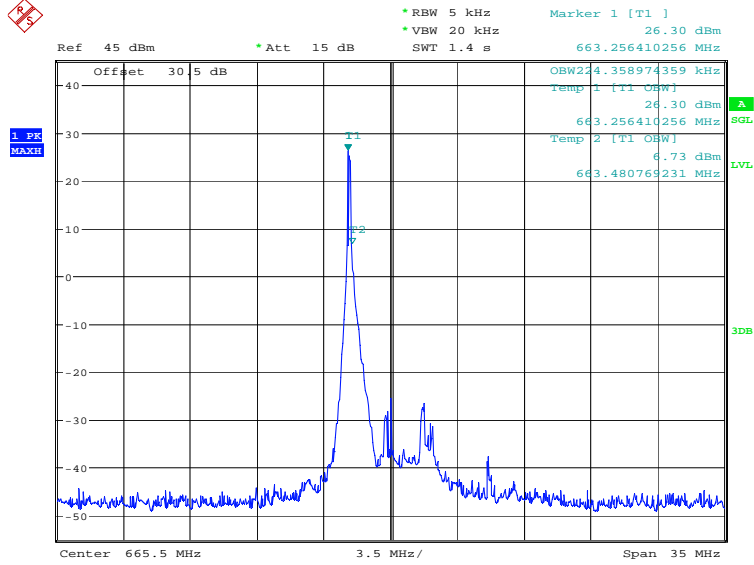
Date: 16.JAN.2024 16:15:09

HIGH BAND EDGE BLOCK-20MHz-100%RB



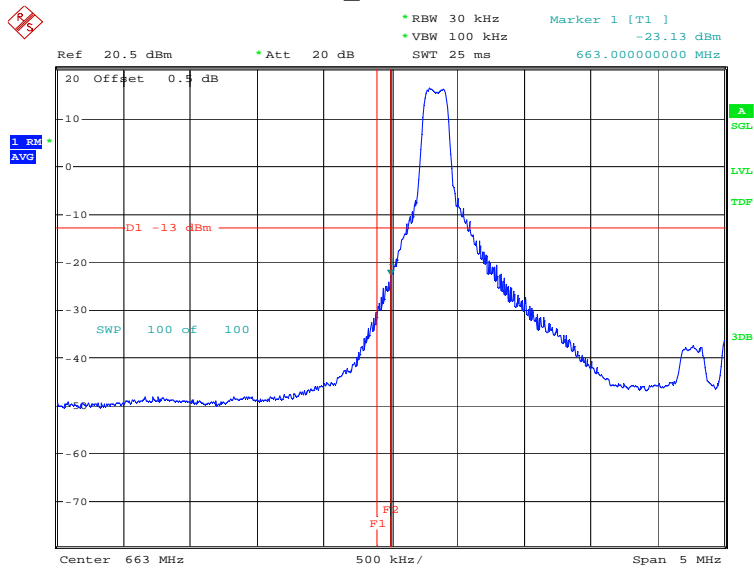
Date: 16.JAN.2024 16:16:41

LTE band 71
OBW: 1RB-low_offset



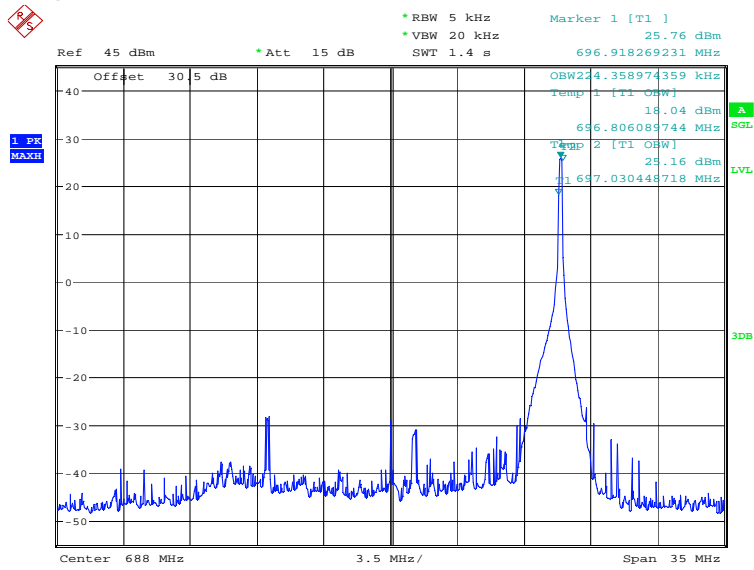
Date: 31.JAN.2024 10:41:03

LOW BAND EDGE BLOCK-1RB-low_offset



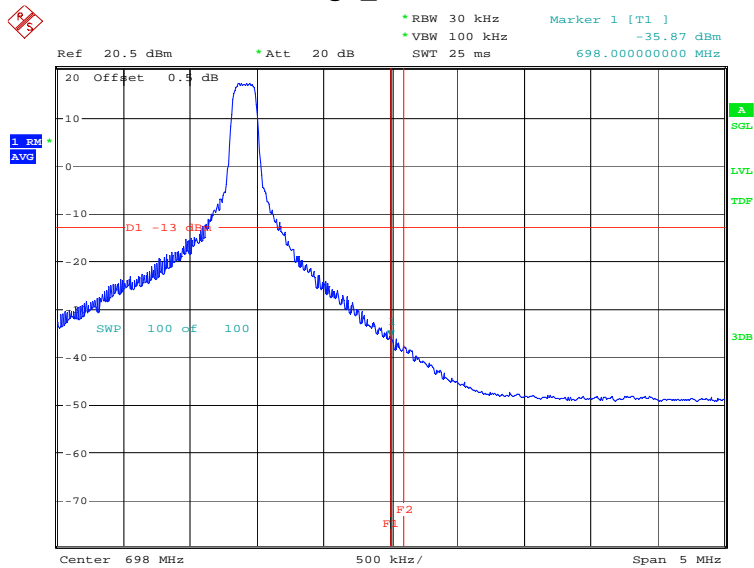
Date: 31.JAN.2024 10:41:23

OBW: 1RB-high_offset



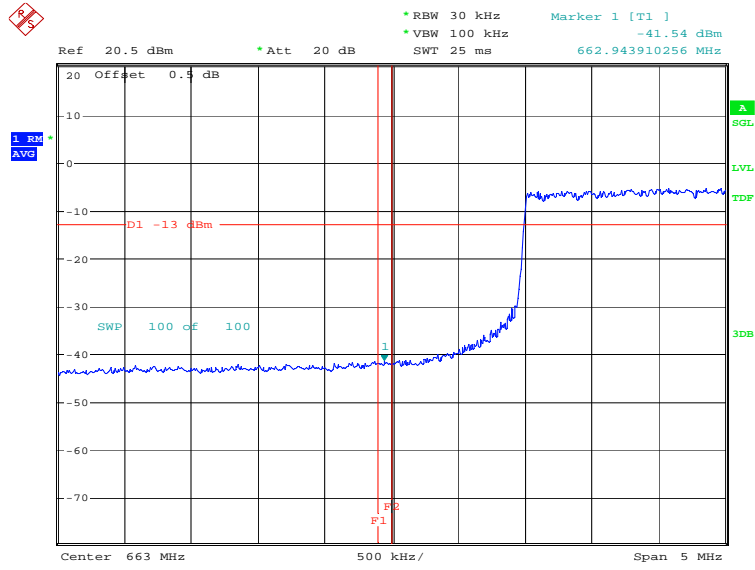
Date: 31.JAN.2024 10:42:01

HIGH BAND EDGE BLOCK-1RB-high_offset



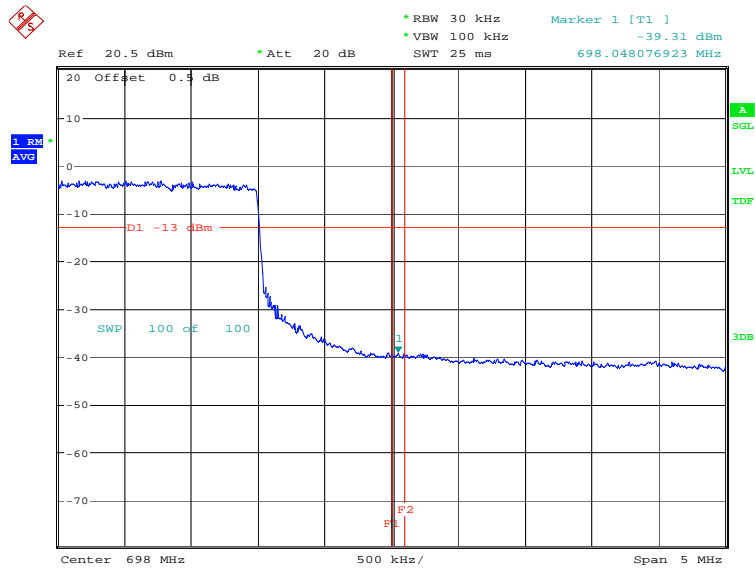
Date: 31.JAN.2024 10:42:20

LOW BAND EDGE BLOCK-20MHz-100%RB



Date: 11.JAN.2024 18:11:40

HIGH BAND EDGE BLOCK-20MHz-100%RB



Date: 11.JAN.2024 18:13:13

Note: Expanded measurement uncertainty is $U = 0.622$ dB, $k = 2$.

A.7 Conducted Spurious Emission

A.7.1 Measurement Method

The following steps outline the procedure used to measure the conducted emissions from the EUT.

1. In measuring unwanted emissions, the spectrum shall be investigated from 30 MHz or the lowest radio frequency signal generated in the equipment, whichever is lower, without going below 9 kHz, up to at least the frequency given below:
 - (a) If the equipment operates below 10 GHz: to the tenth harmonic of the highest fundamental frequency or to 40 GHz, whichever is lower.
 - (b) If the equipment operates at or above 10 GHz: to the fifth harmonic of the highest fundamental frequency or to 100 GHz, whichever is lower.
2. Determine EUT transmit frequencies: below outlines the band edge frequencies pertinent to conducted emissions testing.
3. The number of sweep points of spectrum analyzer is greater than $2 \times \text{span}/\text{RBW}$.

A. 7.2 Measurement Limit

Part 22.917, Part 24.238 and Part 27.53(h) specify that the power of any emission outside of the authorized operating frequency ranges must be attenuated below the transmitting power (P) by a factor of at least $43 + 10 \log(P)$ dB.

Part 27.53(m) specifies for mobile digital stations, the attenuation factor shall be not less than $40 + 10 \log(P)$ dB on all frequencies between the channel edge and 5 megahertz from the channel edge, $43 + 10 \log(P)$ dB on all frequencies between 5 megahertz and X megahertz from the channel edge, and $55 + 10 \log(P)$ dB on all frequencies more than X megahertz from the channel edge, where X is the greater of 6 megahertz or the actual emission bandwidth as defined in paragraph (m)(6) of this section. In addition, the attenuation factor shall not be less than $43 + 10 \log(P)$ dB on all frequencies between 2490.5 MHz and 2496 MHz and $55 + 10 \log(P)$ dB at or below 2490.5 MHz. Mobile Satellite Service licensees operating on frequencies below 2495 MHz may also submit a documented interference complaint against BRS licensees operating on channel BRS Channel 1 on the same terms and conditions as adjacent channel BRS or EBS licensees.

Part 27.53(c) states for operations in the 746-758 MHz band and the 776-788 MHz band, the power of any emission outside the licensee's frequency band(s) of operation shall be attenuated below the transmitter power (P) within the licensed band(s) of operation, measured in watts, in accordance with the following:(1) On any frequency outside the 746-758 MHz band, the power of any emission shall be attenuated outside the band below the transmitter power (P) by at least $43 + 10 \log(P)$ dB;(2) On any frequency outside the 776-788 MHz band, the power of any emission shall be attenuated outside the band below the transmitter power (P) by at least $43 + 10 \log(P)$ dB;(4) On all frequencies between 763-775 MHz and 793-805 MHz, by a factor not less than $65 + 10 \log(P)$ dB in a 6.25 kHz band segment, for mobile and portable stations.

Part 27.53(f) states for operations in the 746–758 MHz, 775–788 MHz, and 805–806 MHz bands, emissions in the band 1559–1610 MHz shall be limited to -70dBW/MHz equivalent isotropically radiated power (EIRP) for wideband signals.

Part 27.53(g) states for operations in the 600 MHz band and the 698–746 MHz band, the power of any emission outside a licensee's frequency band(s) of operation shall be attenuated below the



transmitter power (P) within the licensed band(s) of operation, measured in watts, by at least $43 + 10 \log (P)$ dB. Compliance with this provision is based on the use of measurement instrumentation employing a resolution bandwidth of 100 kilohertz or greater. However, in the 100 kilohertz bands immediately outside and adjacent to a licensee's frequency block, a resolution bandwidth of at least 30 kHz may be employed.

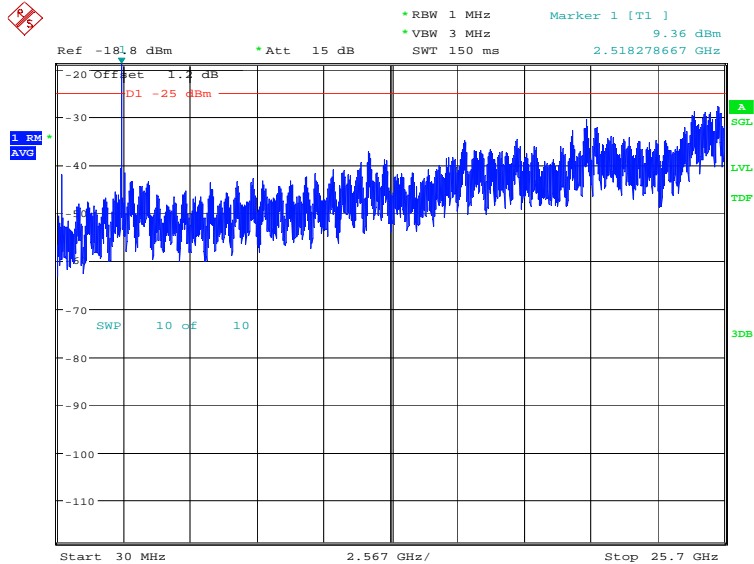
Part 90.691 states that out-of-band emission requirement shall apply only to the "outer" channels included in an EA license and to spectrum adjacent to interior channels used by incumbent licensees. The emission limits are as follows: For any frequency removed from the EA licensee's frequency block by up to and including 37.5 kHz, the power of any emission shall be attenuated below the transmitter power (P) in watts by at least $116 \log_{10}(f/6.1)$ decibels or $50 + 10 \log_{10}(P)$ decibels or 80 decibels, whichever is the lesser attenuation, where f is the frequency removed from the center of the outer channel in the block in kilohertz and where f is greater than 12.5 kHz. For any frequency removed from the EA licensee's frequency block greater than 37.5 kHz, the power of any emission shall be attenuated below the transmitter power (P) in watts by at least $43 + 10 \log_{10}(P)$ decibels or 80 decibels, whichever is the lesser attenuation, where f is the frequency removed from the center of the outer channel in the block in kilohertz and where f is greater than 37.5 kHz.

A. 7.3 Measurement result

Only the worst case result is given below

LTE band 7: 30MHz – 25.7GHz

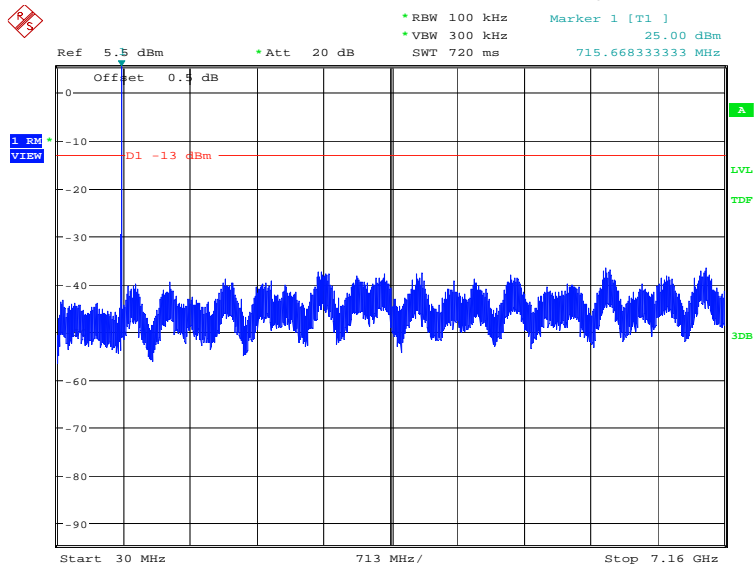
NOTE: peak above the limit line is the carrier frequency.



Date: 31.JAN.2024 10:26:30

LTE band 12: 30MHz – 7.16GHz

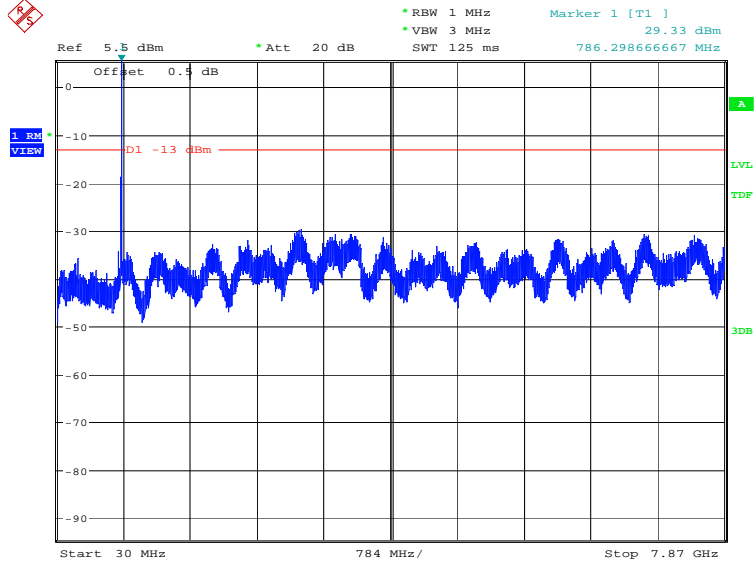
NOTE: peak above the limit line is the carrier frequency.



Date: 31.JAN.2024 11:07:20

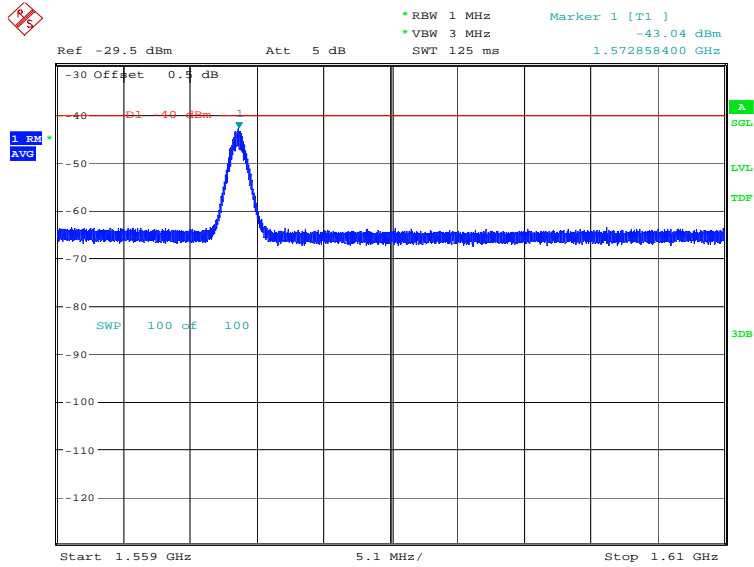
LTE band 13: 30MHz – 7.87GHz

NOTE: peak above the limit line is the carrier frequency.



Date: 31.JAN.2024 11:08:04

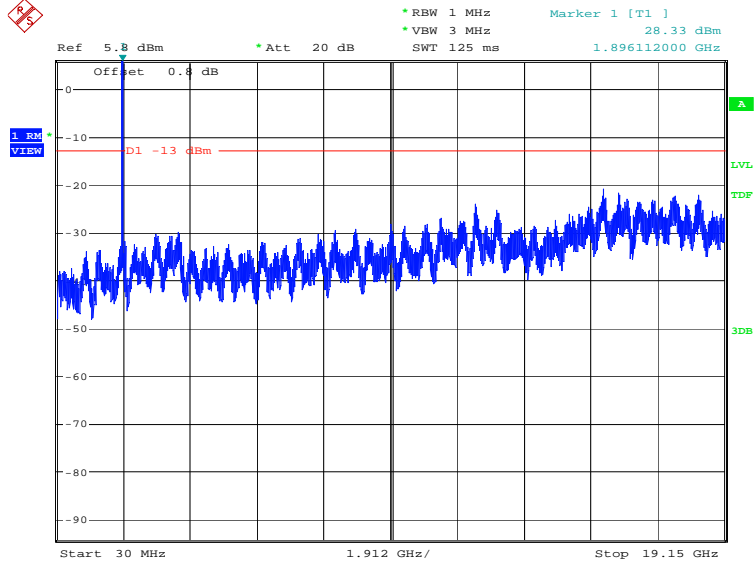
LTE band 13: 1559MHz – 1610MHz



Date: 31.JAN.2024 11:08:39

LTE band 25: 30MHz – 19.15GHz

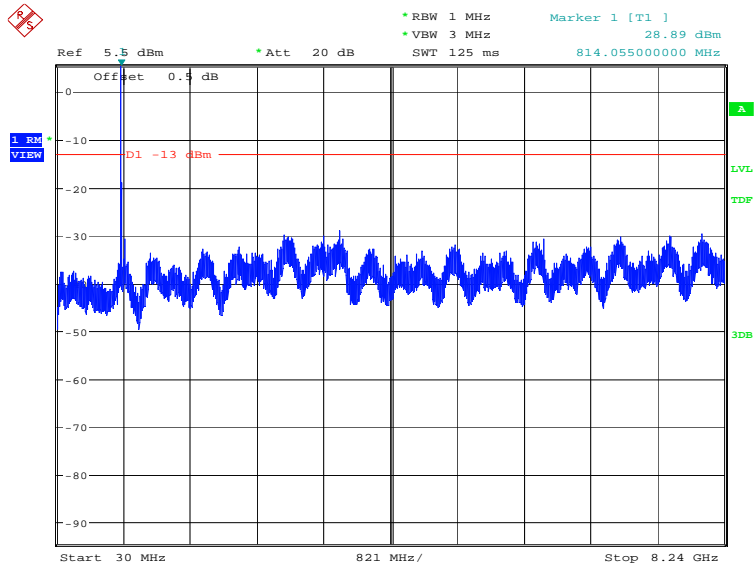
NOTE: peak above the limit line is the carrier frequency.



Date: 31.JAN.2024 09:55:34

LTE band 26(814MHz~824MHz): 30MHz – 8.24GHz

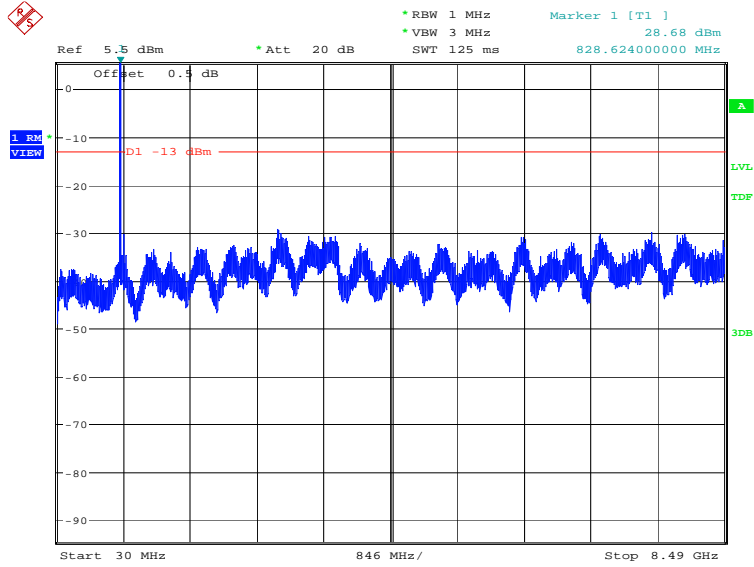
NOTE: peak above the limit line is the carrier frequency.



Date: 31.JAN.2024 11:10:06

LTE band 26(824MHz~849MHz): 30MHz – 8.49GHz

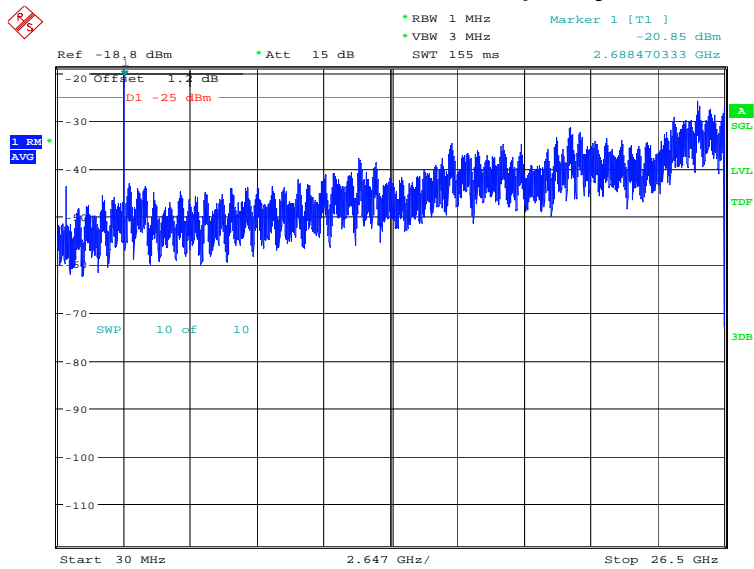
NOTE: peak above the limit line is the carrier frequency.



Date: 31.JAN.2024 11:09:24

LTE band 41: 30MHz – 26.5GHz

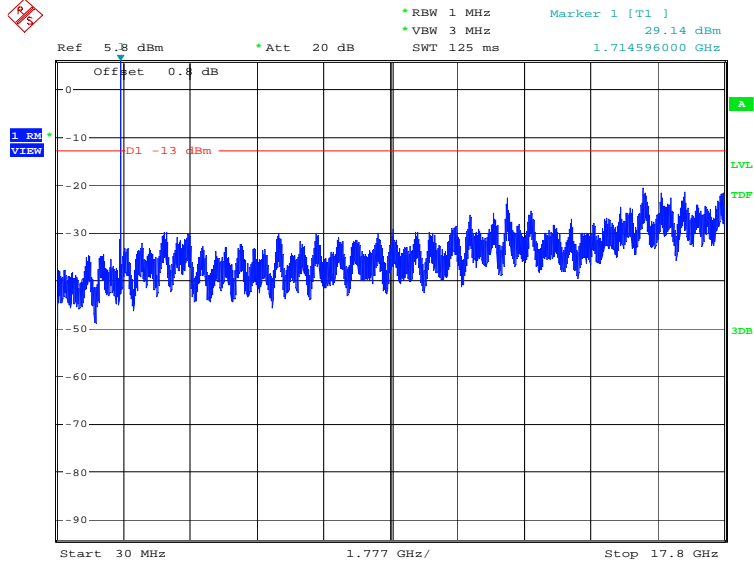
NOTE: peak above the limit line is the carrier frequency.



Date: 31.JAN.2024 10:38:31

LTE band 66: 30MHz – 17.8GHz

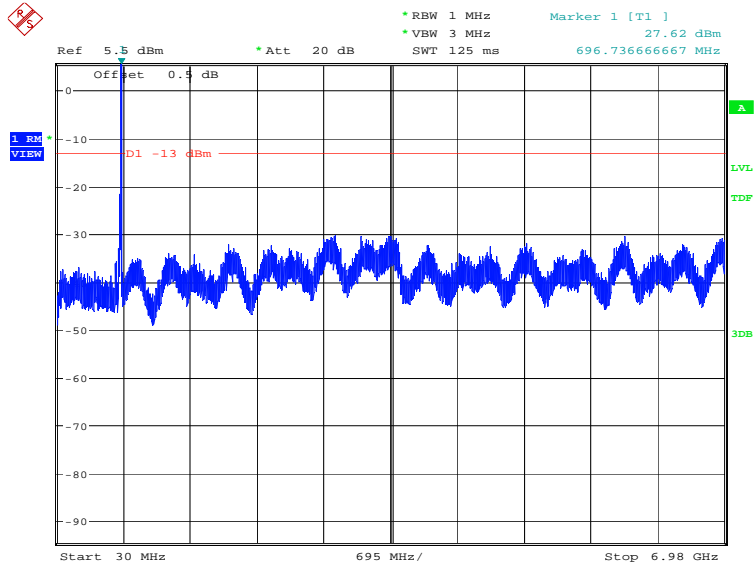
NOTE: peak above the limit line is the carrier frequency.



Date: 31.JAN.2024 09:57:00

LTE band 71: 30MHz – 6.98GHz

NOTE: peak above the limit line is the carrier frequency.



Date: 31.JAN.2024 11:03:48

Note: Expanded measurement uncertainty is $U = 0.622 \text{ dB}$, $k = 2$.

A.8 Peak-to-Average Power Ratio

The peak-to-average ratio (PAR) of the transmission may not exceed 13 dB

- a) Refer to instrument's analyzer instruction manual for details on how to use the power statistics/CCDF function;
- b) Set resolution/measurement bandwidth \geq signal's occupied bandwidth;
- c) Set the number of counts to a value that stabilizes the measured CCDF curve;
- d) Record the maximum PAPR level associated with a probability of 0.1%.

LTE band 7, 20MHz

Frequency(MHz)	PAPR(dB)			
2535.0	QPSK	16QAM	64QAM	256QAM
	7.02	7.56	7.60	7.72

LTE band 12, 10MHz

Frequency(MHz)	PAPR(dB)			
707.5	QPSK	16QAM	64QAM	256QAM
	6.47	6.38	6.41	6.76

LTE band 13, 10MHz

Frequency(MHz)	PAPR(dB)			
782.0	QPSK	16QAM	64QAM	256QAM
	6.47	6.44	6.54	6.92

LTE band 25, 20MHz

Frequency(MHz)	PAPR(dB)			
1882.5	QPSK	16QAM	64QAM	256QAM
	6.76	7.28	7.56	7.60

LTE band 41, 20MHz

Frequency (MHz)	PAPR (dB)			
2593.0	QPSK	16QAM	64QAM	256QAM
	8.94	8.97	9.01	9.07

LTE band 66, 20MHz

Frequency(MHz)	PAPR(dB)			
1745.0	QPSK	16QAM	64QAM	256QAM
	6.54	7.21	7.47	7.37

LTE band 71, 20MHz

Frequency(MHz)	PAPR(dB)			
	QPSK	16QAM	64QAM	256QAM
680.5	6.35	7.08	7.28	7.28

Note: Expanded measurement uncertainty is $U = 0.578$ dB, $k = 2$.

Annex B: Accreditation Certificate



Accredited Laboratory

A2LA has accredited

TELECOMMUNICATION TECHNOLOGY LABS, CAICT

Beijing, People's Republic of China

for technical competence in the field of

Electrical Testing

This laboratory is accredited in accordance with the recognized International Standard ISO/IEC 17025:2017 General requirements for the competence of testing and calibration laboratories. This accreditation demonstrates technical competence for a defined scope and the operation of a laboratory quality management system (refer to joint ISO-ILAC-IAF Communiqué dated April 2017).



Presented this 26th day of June 2023.



Mr. Trace McInturf, Vice President, Accreditation Services
For the Accreditation Council
Certificate Number 7049.01
Valid to July 31, 2024

For the tests to which this accreditation applies, please refer to the laboratory's Electrical Scope of Accreditation.

END OF REPORT