



FCC RF Test Report

APPLICANT : TCL Communication Ltd.
EQUIPMENT : GSM/UMTS/LTE Mobile phone
BRAND NAME : TCL
MODEL NAME : T510D, T510SP
FCC ID : 2ACCJH180
STANDARD : FCC Part 15 Subpart C §15.247
CLASSIFICATION : (DTS) Digital Transmission System
TEST DATE(S) : Nov. 24, 2023

We, Sporton International Inc. (Shenzhen), would like to declare that the tested sample has been evaluated in accordance with the test procedures and has been in compliance with the applicable technical standards.

The test results in this report apply exclusively to the tested model / sample. Without written approval of Sporton International Inc. (Shenzhen), the test report shall not be reproduced except in full.

Jason Jia



Approved by: Jason Jia

Sporton International Inc. (ShenZhen)

1/F, 2/F, Bldg 5, Shiling Industrial Zone, Xinwei Village, Xili, Nanshan, Shenzhen, 518055

People's Republic of China



TABLE OF CONTENTS

REVISION HISTORY..... 3

SUMMARY OF TEST RESULT 4

1 GENERAL DESCRIPTION..... 5

 1.1 Applicant 5

 1.2 Manufacturer 5

 1.3 Product Feature of Equipment Under Test..... 5

 1.4 Modification of EUT 5

 1.5 Testing Location 5

 1.6 Test Software..... 6

 1.7 Applicable Standards..... 6

2 TEST CONFIGURATION OF EQUIPMENT UNDER TEST..... 7

 2.1 Carrier Frequency Channel 7

 2.2 Test Mode..... 8

 2.3 Connection Diagram of Test System..... 8

 2.4 Support Unit used in test configuration and system 8

 2.5 EUT Operation Test Setup 9

3 TEST RESULT 10

 3.1 Radiated Band Edges and Spurious Emission Measurement 10

 3.2 Antenna Requirements 14

4 LIST OF MEASURING EQUIPMENT..... 15

5 MEASUREMENT UNCERTAINTY 16

APPENDIX A. RADIATED SPURIOUS EMISSION

APPENDIX B. DUTY CYCLE PLOTS

APPENDIX C. SETUP PHOTOGRAPHS



SUMMARY OF TEST RESULT

Report Section	FCC Rule	Description	Limit	Result	Remark
3.1	15.247(d)	Radiated Band Edges and Spurious Emission	15.209(a) & 15.247(d)	Pass	Under limit 12.97 dB at 2491.22 MHz
3.2	15.203 & 15.247(b)	Antenna Requirement	15.203 & 15.247(b)	Pass	-

Remark:

This is a variant report for T510D, T510SP. The change note could be referred to the T510D, T510SP_Operational Description of Product Equality Declaration which is exhibit separately, only the test item of RSE was verified the worse cases from original report which can be referred to Sporton Report Number FR3O1004B.

Conformity Assessment Condition:

1. The test results (PASS/FAIL) with all measurement uncertainty excluded are presented against the regulation limits or in accordance with the requirements stipulated by the applicant/manufacturer who shall bear all the risks of non-compliance that may potentially occur if measurement uncertainty is taken into account.
2. The measurement uncertainty please refer to each test result in the section "Measurement Uncertainty"

Disclaimer:

The product specifications of the EUT presented in the test report that may affect the test assessments are declared by the manufacturer who shall take full responsibility for the authenticity.



1 General Description

1.1 Applicant

TCL Communication Ltd.

5/F, Building 22E, 22 Science Park East Avenue, Hong Kong Science Park, Shatin, NT, Hong Kong

1.2 Manufacturer

TCL Communication Ltd.

5/F, Building 22E, 22 Science Park East Avenue, Hong Kong Science Park, Shatin, NT, Hong Kong

1.3 Product Feature of Equipment Under Test

Product Feature	
Equipment	GSM/UMTS/LTE Mobile phone
Brand Name	TCL
Model Name	T510D, T510SP
FCC ID	2ACCJH180
SN Code	Radiation: JJTWSGFQ45CUHMJ7
HW Version	03
SW Version	9K3J
EUT Stage	Identical Prototype

Remark: The above EUT's information was declared by manufacturer. Please refer to the specifications or user's manual for more detailed description.

1.4 Modification of EUT

No modifications are made to the EUT during all test items.

1.5 Testing Location

Sporton International Inc. (Shenzhen) is accredited to ISO/IEC 17025:2017 by American Association for Laboratory Accreditation with Certificate Number 5145.01.

Test Firm	Sporton International Inc. (Shenzhen)		
Test Site Location	101, 1st Floor, Block B, Building 1, No. 2, Tengfeng 4th Road, Fenghuang Community, Fuyong Street, Baoan District, Shenzhen City, Guangdong Province 518103 People's Republic of China TEL: +86-755-86066985		
Test Site No.	Sporton Site No.	FCC Designation No.	FCC Test Firm Registration No.
	03CH03-SZ	CN1256	421272



1.6 Test Software

Item	Site	Manufacturer	Name	Version
1.	03CH03-SZ	AUDIX	E3	6.2009-8-24

1.7 Applicable Standards

According to the specifications of the manufacturer, the EUT must comply with the requirements of the following standards:

- ♦ 47 CFR Part 15 Subpart C §15.247
- ♦ FCC KDB 558074 D01 15.247 Meas Guidance v05r02
- ♦ ANSI C63.10-2013

Remark:

1. All test items were verified and recorded according to the standards and without any deviation during the test.
2. This EUT has also been tested and complied with the requirements of FCC Part 15, Subpart B, recorded in a separate test report.



2 Test Configuration of Equipment Under Test

2.1 Carrier Frequency Channel

Frequency Band	Channel	Freq. (MHz)	Channel	Freq. (MHz)
2400-2483.5 MHz	0	2402	21	2444
	1	2404	22	2446
	2	2406	23	2448
	3	2408	24	2450
	4	2410	25	2452
	5	2412	26	2454
	6	2414	27	2456
	7	2416	28	2458
	8	2418	29	2460
	9	2420	30	2462
	10	2422	31	2464
	11	2424	32	2466
	12	2426	33	2468
	13	2428	34	2470
	14	2430	35	2472
	15	2432	36	2474
	16	2434	37	2476
	17	2436	38	2478
	18	2438	39	2480
	19	2440	-	-
20	2442	-	-	

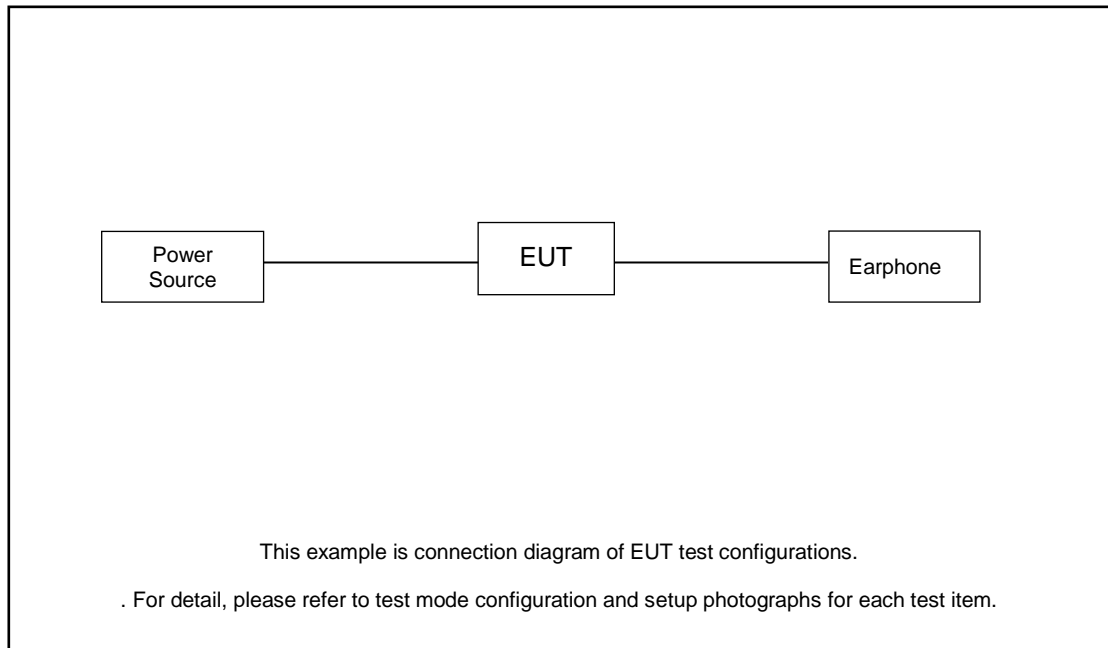
2.2 Test Mode

- a. The EUT has been associated with peripherals and configuration operated in a manner tended to maximize its emission characteristics in a typical application. Frequency range investigated: radiation emission (9 kHz to the 10th harmonic of the highest fundamental frequency or to 40 GHz, whichever is lower). For radiated measurement, pre-scanned in three orthogonal panels, X, Y, Z. The worst cases (Z plane) were recorded in this report.

The following summary table is showing all test modes to demonstrate in compliance with the standard.

Summary table of Test Cases	
Test Item	Data Rate / Modulation
	Bluetooth – LE / GFSK
Radiated TCs	Mode 1: Bluetooth Tx CH38_2478 MHz_BLE 2Mbps
Remark: For Radiated Test Cases, The tests were performed with Adapter1, Earphone and USB Cable1.	

2.3 Connection Diagram of Test System



2.4 Support Unit used in test configuration and system

Item	Equipment	Trade Name	Model Name	FCC ID	Data Cable	Power Cord
1.	Earphone	apple	DCAY1V-A900FZJW3-000	N/A	N/A	N/A



2.5 EUT Operation Test Setup

For BLE function, the engineering test program was provided and enabled to make EUT continuous transmit.



3 Test Result

3.1 Radiated Band Edges and Spurious Emission Measurement

3.1.1 Limit of Radiated Band Edges and Spurious Emission

In any 100 kHz bandwidth outside the intentional radiator frequency band, all harmonics/spurious must be at least 20 dB below the highest emission level within the authorized band. If the output power of this device was measured by spectrum analyzer, the attenuation under this paragraph shall be 30 dB instead of 20 dB. In addition, radiated emissions which fall in the restricted bands must also comply with the limits as below.

Frequency (MHz)	Field Strength (microvolts/meter)	Measurement Distance (meters)
0.009 – 0.490	2400/F(kHz)	300
0.490 – 1.705	24000/F(kHz)	30
1.705 – 30.0	30	30
30 – 88	100	3
88 – 216	150	3
216 - 960	200	3
Above 960	500	3

3.1.2 Measuring Instruments

The section 4.0 of List of Measuring Equipment of this test report is used for test.

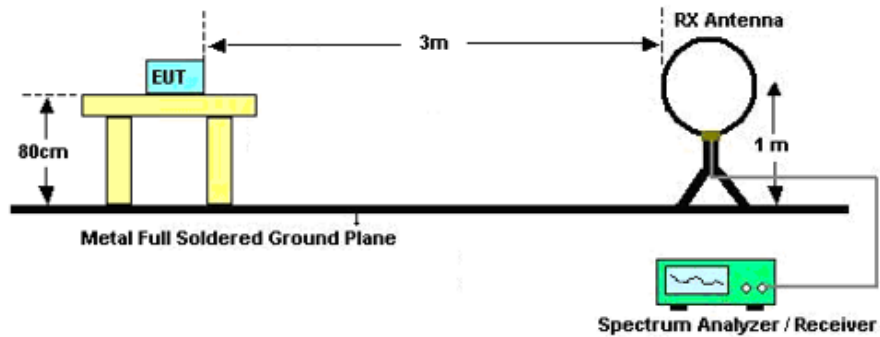


3.1.3 Test Procedures

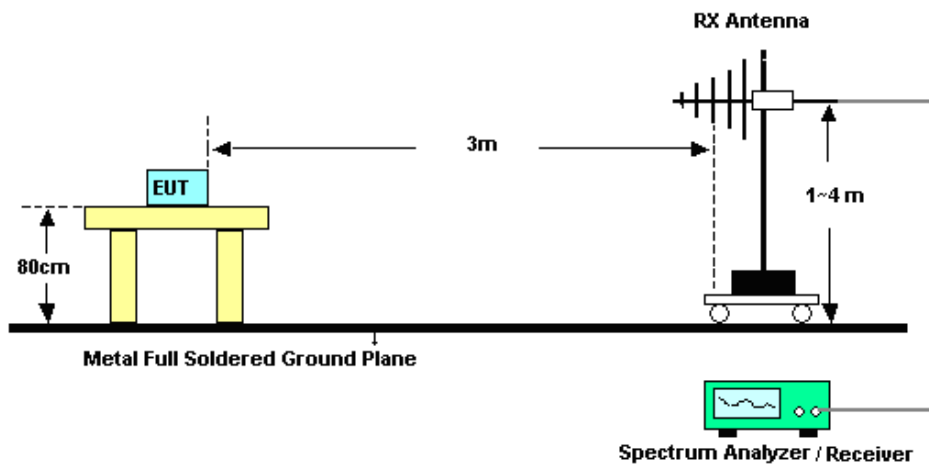
1. The testing follows ANSI C63.10-2013 clause 11.11 & 11.12
2. The EUT was arranged to its worst case and then tune the antenna tower (from 1 m to 4 m) and turntable (from 0 degree to 360 degrees) to find the maximum reading. A pre-amp and a high pass filter are used for the test in order to get better signal level.
3. The EUT was placed on a turntable with 0.8 meter for frequency below 1GHz and 1.5 meter for frequency above 1GHz respectively above ground.
4. The EUT was set 3 meters from the interference receiving antenna, which was mounted on the top of a variable height antenna tower.
5. Corrected Reading: Antenna Factor + Cable Loss + Read Level - Preamp Factor = Level
6. For testing below 1GHz, if the emission level of the EUT in peak mode was 3 dB lower than the limit specified, then peak values of EUT will be reported, otherwise, the emissions will be repeated one by one using the CISPR quasi-peak method and reported.
7. For testing above 1GHz, the emission level of the EUT in peak mode was 20dB lower than peak limit (that means the emission level in average mode also complies with the limit in average mode), then peak values of EUT will be reported, otherwise, the emissions will be measured in average mode again and reported.
8. Use the following spectrum analyzer settings:
 - (1) Span shall wide enough to fully capture the emission being measured;
 - (2) Set RBW=100 kHz for $f < 1$ GHz; $VBW \geq RBW$; Sweep = auto; Detector function = peak; Trace = max hold;
 - (3) Set RBW = 1 MHz, VBW= 3MHz for $f \geq 1$ GHz for peak measurement.
For average measurement:
 - $VBW = 10$ Hz, when duty cycle is no less than 98 percent.
 - $VBW \geq 1/T$, when duty cycle is less than 98 percent where T is the minimum transmission duration over which the transmitter is on and is transmitting at its maximum power control level for the tested mode of operation.

3.1.4 Test Setup

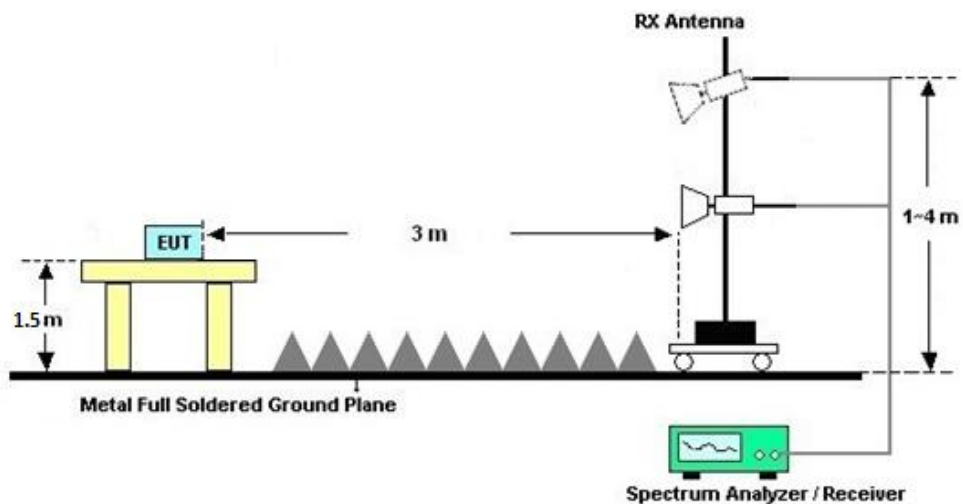
For radiated emissions below 30MHz



For radiated emissions from 30MHz to 1GHz



For radiated emissions above 1GHz





3.1.5 Test Results of Radiated Spurious Emissions (9 kHz ~ 30 MHz)

The low frequency, which started from 9 kHz to 30MHz, was pre-scanned and the result which was 20dB lower than the limit line was not reported.

There is a comparison data of both open-field test site and semi-Anechoic chamber, and the result came out very similar.

3.1.6 Test Result of Radiated Spurious at Band Edges

Please refer to Appendix A.

3.1.7 Duty Cycle

Please refer to Appendix B.

3.1.8 Test Result of Radiated Spurious Emission (30MHz ~ 10th Harmonic or 40GHz, whichever is lower)

Please refer to Appendix A.



3.2 Antenna Requirements

3.2.1 Standard Applicable

If directional gain of transmitting antennas is greater than 6dBi, the power shall be reduced by the same level in dB comparing to gain minus 6dBi. The use of a permanently attached antenna or of an antenna that uses a unique coupling to the intentional radiator shall be considered sufficient to comply with the rule.

3.2.2 Antenna Anti-Replacement Construction

An embedded-in antenna design is used.

3.2.3 Antenna Gain

The antenna peak gain of EUT is less than 6 dBi. Therefore, it is not necessary to reduce maximum peak output power limit.



4 List of Measuring Equipment

Instrument	Manufacturer	Model No.	Serial No.	Characteristics	Calibration Date	Test Date	Due Date	Remark
EMI Test Receiver&SA	KEYSIGHT	N9038A	MY54450083	20Hz~8.4GHz	Apr. 04, 2023	Nov. 24, 2023	Apr. 03, 2024	Radiation (03CH03-SZ)
EXA Spectrum Analyzer	KEYSIGHT	N9010A	MY55150246	10Hz~44GHz;	Apr. 04, 2023	Nov. 24, 2023	Apr. 03, 2024	Radiation (03CH03-SZ)
Loop Antenna	R&S	HFH2-Z2	100354	9kHz~30MHz	Jul. 28, 2022	Nov. 24, 2023	Jul. 27, 2024	Radiation (03CH03-SZ)
Bilog Antenna	TeseQ	CBL6112D	35408	30MHz-2GHz	Aug. 20, 2023	Nov. 24, 2023	Aug. 19, 2025	Radiation (03CH03-SZ)
Double Ridge Horn Antenna	SCHWARZBECK	BBHA9120D	9120D-1355	1GHz~18GHz	Apr. 08, 2023	Nov. 24, 2023	Apr. 07, 2024	Radiation (03CH03-SZ)
HF Amplifier	MITEQ	TTA1840-35-HG	1871923	18GHz~40GHz	Jul. 07, 2023	Nov. 24, 2023	Jul. 06, 2024	Radiation (03CH03-SZ)
SHF-EHF Horn	com-power	AH-840	101071	18Ghz-40GHz	Apr. 08, 2023	Nov. 24, 2023	Apr. 07, 2024	Radiation (03CH03-SZ)
Amplifier	Burgeon	BPA-530	102211	0.01Hz~3000MHz	Oct. 18, 2023	Nov. 24, 2023	Oct. 17, 2024	Radiation (03CH03-SZ)
HF Amplifier	MITEQ	AMF-7D-0010 1800-30-10P-R	1943528	1GHz~18GHz	Oct. 18, 2023	Nov. 24, 2023	Oct. 17, 2024	Radiation (03CH03-SZ)
Amplifier	Agilent Technologies	83017A	MY39501302	500MHz~26.5G Hz	Dec. 26, 2022	Nov. 24, 2023	Dec. 25, 2023	Radiation (03CH03-SZ)
AC Power Source	Chroma	61601	616010002729	1 N/A	Oct. 18, 2023	Nov. 24, 2023	Oct. 17, 2024	Radiation (03CH03-SZ)
Turn Table	EM	EM1000	N/A	0~360 degree	NCR	Nov. 24, 2023	NCR	Radiation (03CH03-SZ)
Antenna Mast	EM	EM1000	N/A	1 m~4 m	NCR	Nov. 24, 2023	NCR	Radiation (03CH03-SZ)

NCR: No Calibration Required



5 Measurement Uncertainty

The measurement uncertainties shown below were calculated in accordance with the requirements of ANSI 63.10-2013. All the measurement uncertainty value were shown with a coverage K=2 to indicate 95% level of confidence. The measurement data show herein meets or exceeds the CISPR measurement uncertainty values specified in CISPR 16-4-2 and can be compared directly to specified limit to determine compliance.

Uncertainty of Radiated Emission Measurement (9 KHz ~ 30 MHz)

Measuring Uncertainty for a Level of Confidence of 95% (U = 2Uc(y))	5.0 dB
---	--------

Uncertainty of Radiated Emission Measurement (30 MHz ~ 1000 MHz)

Measuring Uncertainty for a Level of Confidence of 95% (U = 2Uc(y))	5.0 dB
---	--------

Uncertainty of Radiated Emission Measurement (1 GHz ~ 18 GHz)

Measuring Uncertainty for a Level of Confidence of 95% (U = 2Uc(y))	4.9 dB
---	--------

Uncertainty of Radiated Emission Measurement (18 GHz ~ 40 GHz)

Measuring Uncertainty for a Level of Confidence of 95% (U = 2Uc(y))	5.0 dB
---	--------

----- THE END -----



Appendix A. Radiated Spurious Emission Test Data

Test Engineer :	Huang weiwei	Relative Humidity :	50%
		Temperature :	22-24°C

Radiated Spurious Emission Test Modes

Mode	Band (MHz)	Antenna	Modulation	Channel	Frequency	Data Rate	Remark
Mode 1	2400-2483.5	2	Bluetooth-LE_GSKF	38	2478	2Mbps	-
Mode 2	2400-2483.5	2	Bluetooth-LE_GSKF_LF	38	2478	2Mbps	-

Summary of each worse mode

Mode	Modulation	Ch.	Freq. (MHz)	Level (dBuV/m)	Limit (dBuV/m)	Margin (dB)	Pol.	Peak Avg.	Result	Remark
1	Bluetooth-LE_GSKF	38	2491.22	41.03	54.00	-12.97	H	AVERAGE	Pass	Band Edge
1	Bluetooth-LE_GSKF	38	7434.00	45.27	74.00	-28.73	V	Peak	Pass	Harmonic
2	Bluetooth-LE_GSKF_LF	38	33.88	24.73	40.00	-15.27	V	Peak	Pass	LF



1																																																																									
Mode	Band Edge																																																																								
2400-2483.5_Bluetooth-LE_GSKF_CH38_2478MHz																																																																									
ANT	2																																																																								
Pol.	Horizontal																																																																								
Peak	<div style="display: flex; justify-content: space-between;"> <div style="width: 48%;"> <table border="1"> <thead> <tr> <th>Limit</th> <th>Read</th> <th>Ant</th> <th>Cable</th> <th>Preamp</th> <th>APos</th> <th>TPos</th> <th>Remark</th> </tr> <tr> <th>Freq</th> <th>Level</th> <th>Line</th> <th>Margin</th> <th>Level</th> <th>Factor</th> <th>Loss</th> <th>Factor</th> </tr> <tr> <th>MHz</th> <th>dBuV/m</th> <th>dBuV/m</th> <th>dB</th> <th>dBuV</th> <th>dB/m</th> <th>dB</th> <th>cm</th> </tr> </thead> <tbody> <tr> <td>1</td> <td>2485.50</td> <td>51.33</td> <td>74.00</td> <td>-22.67</td> <td>47.62</td> <td>32.40</td> <td>4.92</td> <td>33.61</td> <td>303</td> <td>360</td> <td>PEAK</td> </tr> </tbody> </table> </div> <div style="width: 48%;"> <table border="1"> <thead> <tr> <th>Limit</th> <th>Read</th> <th>Ant</th> <th>Cable</th> <th>Preamp</th> <th>APos</th> <th>TPos</th> <th>Remark</th> </tr> <tr> <th>Freq</th> <th>Level</th> <th>Line</th> <th>Margin</th> <th>Level</th> <th>Factor</th> <th>Loss</th> <th>Factor</th> </tr> <tr> <th>MHz</th> <th>dBuV/m</th> <th>dBuV/m</th> <th>dB</th> <th>dBuV</th> <th>dB/m</th> <th>dB</th> <th>cm</th> </tr> </thead> <tbody> <tr> <td>1</td> <td>2478.00</td> <td>82.27</td> <td>-----</td> <td>-----</td> <td>78.58</td> <td>32.39</td> <td>4.91</td> <td>33.61</td> <td>303</td> <td>360</td> <td>PEAK</td> </tr> </tbody> </table> </div> </div>	Limit	Read	Ant	Cable	Preamp	APos	TPos	Remark	Freq	Level	Line	Margin	Level	Factor	Loss	Factor	MHz	dBuV/m	dBuV/m	dB	dBuV	dB/m	dB	cm	1	2485.50	51.33	74.00	-22.67	47.62	32.40	4.92	33.61	303	360	PEAK	Limit	Read	Ant	Cable	Preamp	APos	TPos	Remark	Freq	Level	Line	Margin	Level	Factor	Loss	Factor	MHz	dBuV/m	dBuV/m	dB	dBuV	dB/m	dB	cm	1	2478.00	82.27	-----	-----	78.58	32.39	4.91	33.61	303	360	PEAK
Limit	Read	Ant	Cable	Preamp	APos	TPos	Remark																																																																		
Freq	Level	Line	Margin	Level	Factor	Loss	Factor																																																																		
MHz	dBuV/m	dBuV/m	dB	dBuV	dB/m	dB	cm																																																																		
1	2485.50	51.33	74.00	-22.67	47.62	32.40	4.92	33.61	303	360	PEAK																																																														
Limit	Read	Ant	Cable	Preamp	APos	TPos	Remark																																																																		
Freq	Level	Line	Margin	Level	Factor	Loss	Factor																																																																		
MHz	dBuV/m	dBuV/m	dB	dBuV	dB/m	dB	cm																																																																		
1	2478.00	82.27	-----	-----	78.58	32.39	4.91	33.61	303	360	PEAK																																																														
Avg	<div style="display: flex; justify-content: space-between;"> <div style="width: 48%;"> <table border="1"> <thead> <tr> <th>Limit</th> <th>Read</th> <th>Ant</th> <th>Cable</th> <th>Preamp</th> <th>APos</th> <th>TPos</th> <th>Remark</th> </tr> <tr> <th>Freq</th> <th>Level</th> <th>Line</th> <th>Margin</th> <th>Level</th> <th>Factor</th> <th>Loss</th> <th>Factor</th> </tr> <tr> <th>MHz</th> <th>dBuV/m</th> <th>dBuV/m</th> <th>dB</th> <th>dBuV</th> <th>dB/m</th> <th>dB</th> <th>cm</th> </tr> </thead> <tbody> <tr> <td>1</td> <td>2491.22</td> <td>41.03</td> <td>54.00</td> <td>-12.97</td> <td>37.31</td> <td>32.40</td> <td>4.93</td> <td>33.61</td> <td>303</td> <td>360</td> <td>AVERAGE</td> </tr> </tbody> </table> </div> <div style="width: 48%;"> <table border="1"> <thead> <tr> <th>Limit</th> <th>Read</th> <th>Ant</th> <th>Cable</th> <th>Preamp</th> <th>APos</th> <th>TPos</th> <th>Remark</th> </tr> <tr> <th>Freq</th> <th>Level</th> <th>Line</th> <th>Margin</th> <th>Level</th> <th>Factor</th> <th>Loss</th> <th>Factor</th> </tr> <tr> <th>MHz</th> <th>dBuV/m</th> <th>dBuV/m</th> <th>dB</th> <th>dBuV</th> <th>dB/m</th> <th>dB</th> <th>cm</th> </tr> </thead> <tbody> <tr> <td>1</td> <td>2478.00</td> <td>79.98</td> <td>-----</td> <td>-----</td> <td>76.29</td> <td>32.39</td> <td>4.91</td> <td>33.61</td> <td>303</td> <td>360</td> <td>AVERAGE</td> </tr> </tbody> </table> </div> </div>	Limit	Read	Ant	Cable	Preamp	APos	TPos	Remark	Freq	Level	Line	Margin	Level	Factor	Loss	Factor	MHz	dBuV/m	dBuV/m	dB	dBuV	dB/m	dB	cm	1	2491.22	41.03	54.00	-12.97	37.31	32.40	4.93	33.61	303	360	AVERAGE	Limit	Read	Ant	Cable	Preamp	APos	TPos	Remark	Freq	Level	Line	Margin	Level	Factor	Loss	Factor	MHz	dBuV/m	dBuV/m	dB	dBuV	dB/m	dB	cm	1	2478.00	79.98	-----	-----	76.29	32.39	4.91	33.61	303	360	AVERAGE
Limit	Read	Ant	Cable	Preamp	APos	TPos	Remark																																																																		
Freq	Level	Line	Margin	Level	Factor	Loss	Factor																																																																		
MHz	dBuV/m	dBuV/m	dB	dBuV	dB/m	dB	cm																																																																		
1	2491.22	41.03	54.00	-12.97	37.31	32.40	4.93	33.61	303	360	AVERAGE																																																														
Limit	Read	Ant	Cable	Preamp	APos	TPos	Remark																																																																		
Freq	Level	Line	Margin	Level	Factor	Loss	Factor																																																																		
MHz	dBuV/m	dBuV/m	dB	dBuV	dB/m	dB	cm																																																																		
1	2478.00	79.98	-----	-----	76.29	32.39	4.91	33.61	303	360	AVERAGE																																																														



Mode	1																																																																								
	Band Edge																																																																								
	2400-2483.5_Bluetooth-LE_GSKF_CH38_2478MHz																																																																								
ANT	2																																																																								
Pol.	Vertical	Fundamental																																																																							
Peak	<table border="1"> <thead> <tr> <th>Limit</th> <th>Read</th> <th>Ant</th> <th>Cable</th> <th>Preamp</th> <th>APos</th> <th>TPos</th> <th>Remark</th> </tr> <tr> <th>Freq</th> <th>Level</th> <th>Line</th> <th>Margin</th> <th>Level</th> <th>Factor</th> <th>Loss</th> <th>Factor</th> </tr> <tr> <th>MHz</th> <th>dBuV/m</th> <th>dBuV/m</th> <th>dB</th> <th>dBuV</th> <th>dB/m</th> <th>dB</th> <th>cm</th> </tr> </thead> <tbody> <tr> <td>1</td> <td>2496.33</td> <td>81.3</td> <td>74.00</td> <td>-22.36</td> <td>47.90</td> <td>32.40</td> <td>4.94</td> <td>33.60</td> <td>200</td> <td>347</td> <td>PEAK</td> </tr> </tbody> </table>	Limit	Read	Ant	Cable	Preamp	APos	TPos	Remark	Freq	Level	Line	Margin	Level	Factor	Loss	Factor	MHz	dBuV/m	dBuV/m	dB	dBuV	dB/m	dB	cm	1	2496.33	81.3	74.00	-22.36	47.90	32.40	4.94	33.60	200	347	PEAK	<table border="1"> <thead> <tr> <th>Limit</th> <th>Read</th> <th>Ant</th> <th>Cable</th> <th>Preamp</th> <th>APos</th> <th>TPos</th> <th>Remark</th> </tr> <tr> <th>Freq</th> <th>Level</th> <th>Line</th> <th>Margin</th> <th>Level</th> <th>Factor</th> <th>Loss</th> <th>Factor</th> </tr> <tr> <th>MHz</th> <th>dBuV/m</th> <th>dBuV/m</th> <th>dB</th> <th>dBuV</th> <th>dB/m</th> <th>dB</th> <th>cm</th> </tr> </thead> <tbody> <tr> <td>1</td> <td>2478.00</td> <td>82.26</td> <td>78.57</td> <td>-3.69</td> <td>32.39</td> <td>4.91</td> <td>33.61</td> <td>200</td> <td>347</td> <td>PEAK</td> </tr> </tbody> </table>	Limit	Read	Ant	Cable	Preamp	APos	TPos	Remark	Freq	Level	Line	Margin	Level	Factor	Loss	Factor	MHz	dBuV/m	dBuV/m	dB	dBuV	dB/m	dB	cm	1	2478.00	82.26	78.57	-3.69	32.39	4.91	33.61	200	347	PEAK
	Limit	Read	Ant	Cable	Preamp	APos	TPos	Remark																																																																	
Freq	Level	Line	Margin	Level	Factor	Loss	Factor																																																																		
MHz	dBuV/m	dBuV/m	dB	dBuV	dB/m	dB	cm																																																																		
1	2496.33	81.3	74.00	-22.36	47.90	32.40	4.94	33.60	200	347	PEAK																																																														
Limit	Read	Ant	Cable	Preamp	APos	TPos	Remark																																																																		
Freq	Level	Line	Margin	Level	Factor	Loss	Factor																																																																		
MHz	dBuV/m	dBuV/m	dB	dBuV	dB/m	dB	cm																																																																		
1	2478.00	82.26	78.57	-3.69	32.39	4.91	33.61	200	347	PEAK																																																															
Avg	<table border="1"> <thead> <tr> <th>Limit</th> <th>Read</th> <th>Ant</th> <th>Cable</th> <th>Preamp</th> <th>APos</th> <th>TPos</th> <th>Remark</th> </tr> <tr> <th>Freq</th> <th>Level</th> <th>Line</th> <th>Margin</th> <th>Level</th> <th>Factor</th> <th>Loss</th> <th>Factor</th> </tr> <tr> <th>MHz</th> <th>dBuV/m</th> <th>dBuV/m</th> <th>dB</th> <th>dBuV</th> <th>dB/m</th> <th>dB</th> <th>cm</th> </tr> </thead> <tbody> <tr> <td>1</td> <td>2498.02</td> <td>41.01</td> <td>54.00</td> <td>-12.99</td> <td>37.27</td> <td>32.40</td> <td>4.94</td> <td>33.60</td> <td>200</td> <td>347</td> <td>AVERAGE</td> </tr> </tbody> </table>	Limit	Read	Ant	Cable	Preamp	APos	TPos	Remark	Freq	Level	Line	Margin	Level	Factor	Loss	Factor	MHz	dBuV/m	dBuV/m	dB	dBuV	dB/m	dB	cm	1	2498.02	41.01	54.00	-12.99	37.27	32.40	4.94	33.60	200	347	AVERAGE	<table border="1"> <thead> <tr> <th>Limit</th> <th>Read</th> <th>Ant</th> <th>Cable</th> <th>Preamp</th> <th>APos</th> <th>TPos</th> <th>Remark</th> </tr> <tr> <th>Freq</th> <th>Level</th> <th>Line</th> <th>Margin</th> <th>Level</th> <th>Factor</th> <th>Loss</th> <th>Factor</th> </tr> <tr> <th>MHz</th> <th>dBuV/m</th> <th>dBuV/m</th> <th>dB</th> <th>dBuV</th> <th>dB/m</th> <th>dB</th> <th>cm</th> </tr> </thead> <tbody> <tr> <td>1</td> <td>2478.00</td> <td>79.35</td> <td>75.66</td> <td>3.69</td> <td>32.39</td> <td>4.91</td> <td>33.61</td> <td>200</td> <td>347</td> <td>AVERAGE</td> </tr> </tbody> </table>	Limit	Read	Ant	Cable	Preamp	APos	TPos	Remark	Freq	Level	Line	Margin	Level	Factor	Loss	Factor	MHz	dBuV/m	dBuV/m	dB	dBuV	dB/m	dB	cm	1	2478.00	79.35	75.66	3.69	32.39	4.91	33.61	200	347	AVERAGE
Limit	Read	Ant	Cable	Preamp	APos	TPos	Remark																																																																		
Freq	Level	Line	Margin	Level	Factor	Loss	Factor																																																																		
MHz	dBuV/m	dBuV/m	dB	dBuV	dB/m	dB	cm																																																																		
1	2498.02	41.01	54.00	-12.99	37.27	32.40	4.94	33.60	200	347	AVERAGE																																																														
Limit	Read	Ant	Cable	Preamp	APos	TPos	Remark																																																																		
Freq	Level	Line	Margin	Level	Factor	Loss	Factor																																																																		
MHz	dBuV/m	dBuV/m	dB	dBuV	dB/m	dB	cm																																																																		
1	2478.00	79.35	75.66	3.69	32.39	4.91	33.61	200	347	AVERAGE																																																															



Mode	1																																																																																																				
	Harmonic																																																																																																				
	2400-2483.5_Bluetooth-LE_GSKF_CH38_2478MHz																																																																																																				
ANT	2																																																																																																				
Pol.	Horizontal	Vertical																																																																																																			
Peak Avg																																																																																																					
	<table border="1"> <thead> <tr> <th></th> <th>Limit</th> <th>Read</th> <th>Ant</th> <th>Cable</th> <th>Preamp</th> <th>APos</th> <th>TPos</th> <th></th> </tr> <tr> <th>Freq</th> <th>Level</th> <th>Line Margin</th> <th>Level</th> <th>Factor</th> <th>Loss Factor</th> <th></th> <th></th> <th>Remark</th> </tr> <tr> <th>MHz</th> <th>dBuV/m</th> <th>dBuV/m</th> <th>dB</th> <th>dBuV</th> <th>dB/m</th> <th>dB</th> <th>dB</th> <th>cm</th> <th>deg</th> </tr> </thead> <tbody> <tr> <td>1</td> <td>4956.00</td> <td>41.67</td> <td>74.00</td> <td>-32.33</td> <td>57.12</td> <td>34.32</td> <td>7.80</td> <td>57.57</td> <td>--</td> <td>Peak</td> </tr> <tr> <td>2</td> <td>7434.00</td> <td>44.63</td> <td>74.00</td> <td>-29.37</td> <td>58.46</td> <td>35.95</td> <td>9.19</td> <td>58.97</td> <td>--</td> <td>Peak</td> </tr> </tbody> </table>		Limit	Read	Ant	Cable	Preamp	APos	TPos		Freq	Level	Line Margin	Level	Factor	Loss Factor			Remark	MHz	dBuV/m	dBuV/m	dB	dBuV	dB/m	dB	dB	cm	deg	1	4956.00	41.67	74.00	-32.33	57.12	34.32	7.80	57.57	--	Peak	2	7434.00	44.63	74.00	-29.37	58.46	35.95	9.19	58.97	--	Peak	<table border="1"> <thead> <tr> <th></th> <th>Limit</th> <th>Read</th> <th>Ant</th> <th>Cable</th> <th>Preamp</th> <th>APos</th> <th>TPos</th> <th></th> </tr> <tr> <th>Freq</th> <th>Level</th> <th>Line Margin</th> <th>Level</th> <th>Factor</th> <th>Loss Factor</th> <th></th> <th></th> <th>Remark</th> </tr> <tr> <th>MHz</th> <th>dBuV/m</th> <th>dBuV/m</th> <th>dB</th> <th>dBuV</th> <th>dB/m</th> <th>dB</th> <th>dB</th> <th>cm</th> <th>deg</th> </tr> </thead> <tbody> <tr> <td>1</td> <td>4956.00</td> <td>42.54</td> <td>74.00</td> <td>-31.46</td> <td>57.99</td> <td>34.32</td> <td>7.80</td> <td>57.57</td> <td>--</td> <td>Peak</td> </tr> <tr> <td>2</td> <td>7434.00</td> <td>45.27</td> <td>74.00</td> <td>-28.73</td> <td>59.10</td> <td>35.95</td> <td>9.19</td> <td>58.97</td> <td>--</td> <td>Peak</td> </tr> </tbody> </table>		Limit	Read	Ant	Cable	Preamp	APos	TPos		Freq	Level	Line Margin	Level	Factor	Loss Factor			Remark	MHz	dBuV/m	dBuV/m	dB	dBuV	dB/m	dB	dB	cm	deg	1	4956.00	42.54	74.00	-31.46	57.99	34.32	7.80	57.57	--	Peak	2	7434.00	45.27	74.00	-28.73	59.10	35.95	9.19	58.97	--
	Limit	Read	Ant	Cable	Preamp	APos	TPos																																																																																														
Freq	Level	Line Margin	Level	Factor	Loss Factor			Remark																																																																																													
MHz	dBuV/m	dBuV/m	dB	dBuV	dB/m	dB	dB	cm	deg																																																																																												
1	4956.00	41.67	74.00	-32.33	57.12	34.32	7.80	57.57	--	Peak																																																																																											
2	7434.00	44.63	74.00	-29.37	58.46	35.95	9.19	58.97	--	Peak																																																																																											
	Limit	Read	Ant	Cable	Preamp	APos	TPos																																																																																														
Freq	Level	Line Margin	Level	Factor	Loss Factor			Remark																																																																																													
MHz	dBuV/m	dBuV/m	dB	dBuV	dB/m	dB	dB	cm	deg																																																																																												
1	4956.00	42.54	74.00	-31.46	57.99	34.32	7.80	57.57	--	Peak																																																																																											
2	7434.00	45.27	74.00	-28.73	59.10	35.95	9.19	58.97	--	Peak																																																																																											



Mode	2																																																																																																																																																																									
	LF																																																																																																																																																																									
	2400-2483.5_Bluetooth-LE_GSKF_CH38_2478MHz																																																																																																																																																																									
ANT	2																																																																																																																																																																									
Pol.	Horizontal	Vertical																																																																																																																																																																								
QP/ Peak	<p>Data: 1 Date: 2023-11-24</p> <table border="1"> <thead> <tr> <th>Peak</th> <th>Freq (MHz)</th> <th>Level (dBuV/m)</th> <th>Over Limit (dB)</th> <th>Limit (dBuV/m)</th> <th>ReadAntenna Level (dBuV)</th> <th>Antenna Factor (dB/m)</th> <th>Cable Loss (dB)</th> <th>Preamp Loss (dB)</th> <th>A/Pos (cm)</th> <th>T/Pos (deg)</th> <th>Remark</th> </tr> </thead> <tbody> <tr><td>1</td><td>141.55</td><td>21.42</td><td>-22.08</td><td>43.50</td><td>36.62</td><td>18.27</td><td>1.25</td><td>34.72</td><td>---</td><td>---</td><td>Peak</td></tr> <tr><td>2</td><td>196.84</td><td>21.12</td><td>-22.38</td><td>43.50</td><td>38.18</td><td>16.17</td><td>1.47</td><td>34.70</td><td>---</td><td>---</td><td>Peak</td></tr> <tr><td>3</td><td>283.17</td><td>21.59</td><td>-24.41</td><td>46.00</td><td>35.88</td><td>18.60</td><td>1.75</td><td>34.64</td><td>---</td><td>---</td><td>Peak</td></tr> <tr><td>4</td><td>351.07</td><td>24.98</td><td>-21.02</td><td>46.00</td><td>37.40</td><td>20.24</td><td>1.94</td><td>34.60</td><td>---</td><td>---</td><td>Peak</td></tr> <tr><td>5</td><td>589.69</td><td>24.59</td><td>-21.41</td><td>46.00</td><td>30.90</td><td>25.69</td><td>2.58</td><td>34.58</td><td>---</td><td>---</td><td>Peak</td></tr> <tr><td>6</td><td>925.31</td><td>29.12</td><td>-16.88</td><td>46.00</td><td>31.00</td><td>29.21</td><td>3.21</td><td>34.30</td><td>---</td><td>---</td><td>Peak</td></tr> </tbody> </table>	Peak	Freq (MHz)	Level (dBuV/m)	Over Limit (dB)	Limit (dBuV/m)	ReadAntenna Level (dBuV)	Antenna Factor (dB/m)	Cable Loss (dB)	Preamp Loss (dB)	A/Pos (cm)	T/Pos (deg)	Remark	1	141.55	21.42	-22.08	43.50	36.62	18.27	1.25	34.72	---	---	Peak	2	196.84	21.12	-22.38	43.50	38.18	16.17	1.47	34.70	---	---	Peak	3	283.17	21.59	-24.41	46.00	35.88	18.60	1.75	34.64	---	---	Peak	4	351.07	24.98	-21.02	46.00	37.40	20.24	1.94	34.60	---	---	Peak	5	589.69	24.59	-21.41	46.00	30.90	25.69	2.58	34.58	---	---	Peak	6	925.31	29.12	-16.88	46.00	31.00	29.21	3.21	34.30	---	---	Peak	<p>Data: 2 Date: 2023-11-24</p> <table border="1"> <thead> <tr> <th>Peak</th> <th>Freq (MHz)</th> <th>Level (dBuV/m)</th> <th>Over Limit (dB)</th> <th>Limit (dBuV/m)</th> <th>ReadAntenna Level (dBuV)</th> <th>Antenna Factor (dB/m)</th> <th>Cable Loss (dB)</th> <th>Preamp Loss (dB)</th> <th>A/Pos (cm)</th> <th>T/Pos (deg)</th> <th>Remark</th> </tr> </thead> <tbody> <tr><td>1</td><td>33.88</td><td>24.73</td><td>-15.27</td><td>40.00</td><td>40.60</td><td>18.46</td><td>0.57</td><td>34.90</td><td>---</td><td>---</td><td>Peak</td></tr> <tr><td>2</td><td>98.87</td><td>27.14</td><td>-16.36</td><td>43.50</td><td>46.12</td><td>14.78</td><td>1.04</td><td>34.80</td><td>---</td><td>---</td><td>Peak</td></tr> <tr><td>3</td><td>141.55</td><td>22.01</td><td>-21.49</td><td>43.50</td><td>37.21</td><td>18.27</td><td>1.25</td><td>34.72</td><td>---</td><td>---</td><td>Peak</td></tr> <tr><td>4</td><td>187.14</td><td>20.76</td><td>-22.74</td><td>43.50</td><td>37.27</td><td>16.75</td><td>1.44</td><td>34.70</td><td>---</td><td>---</td><td>Peak</td></tr> <tr><td>5</td><td>505.44</td><td>24.55</td><td>-21.45</td><td>46.00</td><td>31.78</td><td>24.77</td><td>2.53</td><td>34.53</td><td>---</td><td>---</td><td>Peak</td></tr> <tr><td>6</td><td>959.26</td><td>30.47</td><td>-15.53</td><td>46.00</td><td>31.66</td><td>29.81</td><td>3.28</td><td>34.28</td><td>---</td><td>---</td><td>Peak</td></tr> </tbody> </table>	Peak	Freq (MHz)	Level (dBuV/m)	Over Limit (dB)	Limit (dBuV/m)	ReadAntenna Level (dBuV)	Antenna Factor (dB/m)	Cable Loss (dB)	Preamp Loss (dB)	A/Pos (cm)	T/Pos (deg)	Remark	1	33.88	24.73	-15.27	40.00	40.60	18.46	0.57	34.90	---	---	Peak	2	98.87	27.14	-16.36	43.50	46.12	14.78	1.04	34.80	---	---	Peak	3	141.55	22.01	-21.49	43.50	37.21	18.27	1.25	34.72	---	---	Peak	4	187.14	20.76	-22.74	43.50	37.27	16.75	1.44	34.70	---	---	Peak	5	505.44	24.55	-21.45	46.00	31.78	24.77	2.53	34.53	---	---	Peak	6	959.26	30.47	-15.53	46.00	31.66	29.81	3.28	34.28	---	---	Peak
Peak	Freq (MHz)	Level (dBuV/m)	Over Limit (dB)	Limit (dBuV/m)	ReadAntenna Level (dBuV)	Antenna Factor (dB/m)	Cable Loss (dB)	Preamp Loss (dB)	A/Pos (cm)	T/Pos (deg)	Remark																																																																																																																																																															
1	141.55	21.42	-22.08	43.50	36.62	18.27	1.25	34.72	---	---	Peak																																																																																																																																																															
2	196.84	21.12	-22.38	43.50	38.18	16.17	1.47	34.70	---	---	Peak																																																																																																																																																															
3	283.17	21.59	-24.41	46.00	35.88	18.60	1.75	34.64	---	---	Peak																																																																																																																																																															
4	351.07	24.98	-21.02	46.00	37.40	20.24	1.94	34.60	---	---	Peak																																																																																																																																																															
5	589.69	24.59	-21.41	46.00	30.90	25.69	2.58	34.58	---	---	Peak																																																																																																																																																															
6	925.31	29.12	-16.88	46.00	31.00	29.21	3.21	34.30	---	---	Peak																																																																																																																																																															
Peak	Freq (MHz)	Level (dBuV/m)	Over Limit (dB)	Limit (dBuV/m)	ReadAntenna Level (dBuV)	Antenna Factor (dB/m)	Cable Loss (dB)	Preamp Loss (dB)	A/Pos (cm)	T/Pos (deg)	Remark																																																																																																																																																															
1	33.88	24.73	-15.27	40.00	40.60	18.46	0.57	34.90	---	---	Peak																																																																																																																																																															
2	98.87	27.14	-16.36	43.50	46.12	14.78	1.04	34.80	---	---	Peak																																																																																																																																																															
3	141.55	22.01	-21.49	43.50	37.21	18.27	1.25	34.72	---	---	Peak																																																																																																																																																															
4	187.14	20.76	-22.74	43.50	37.27	16.75	1.44	34.70	---	---	Peak																																																																																																																																																															
5	505.44	24.55	-21.45	46.00	31.78	24.77	2.53	34.53	---	---	Peak																																																																																																																																																															
6	959.26	30.47	-15.53	46.00	31.66	29.81	3.28	34.28	---	---	Peak																																																																																																																																																															



Appendix B. Duty Cycle Plots

Band	Duty Cycle(%)	T(ms)	1/T(kHz)	VBW Setting
Bluetooth LE 2Mbps	31.48	0.197	5.074	10KHZ

