

Appendix D. SAR Test Setup Photos

Head Exposure Condition



Right Cheek, Test Separation 0 mm



Right Tilted, Test Separation 0 mm




Left Cheek, Test Separation 0 mm



Left Tilted, Test Separation 0 mm

Hotspot Exposure Condition




Front, Test Separation 10 mm



Back, Test Separation 10 mm




Left Side, Test Separation 10 mm



Right Side, Test Separation 10 mm




Top Side, Test Separation 10 mm



Bottom Side, Test Separation 10 mm


Body-worn Exposure Condition



Front, Test Separation 15 mm




Back, Test Separation 15 mm




Back with Headset, Test Separation 15 mm

Product Specific 10g SAR




Front, Test Separation 0 mm




Back, Test Separation 0 mm



Right Side, Test Separation 0 mm

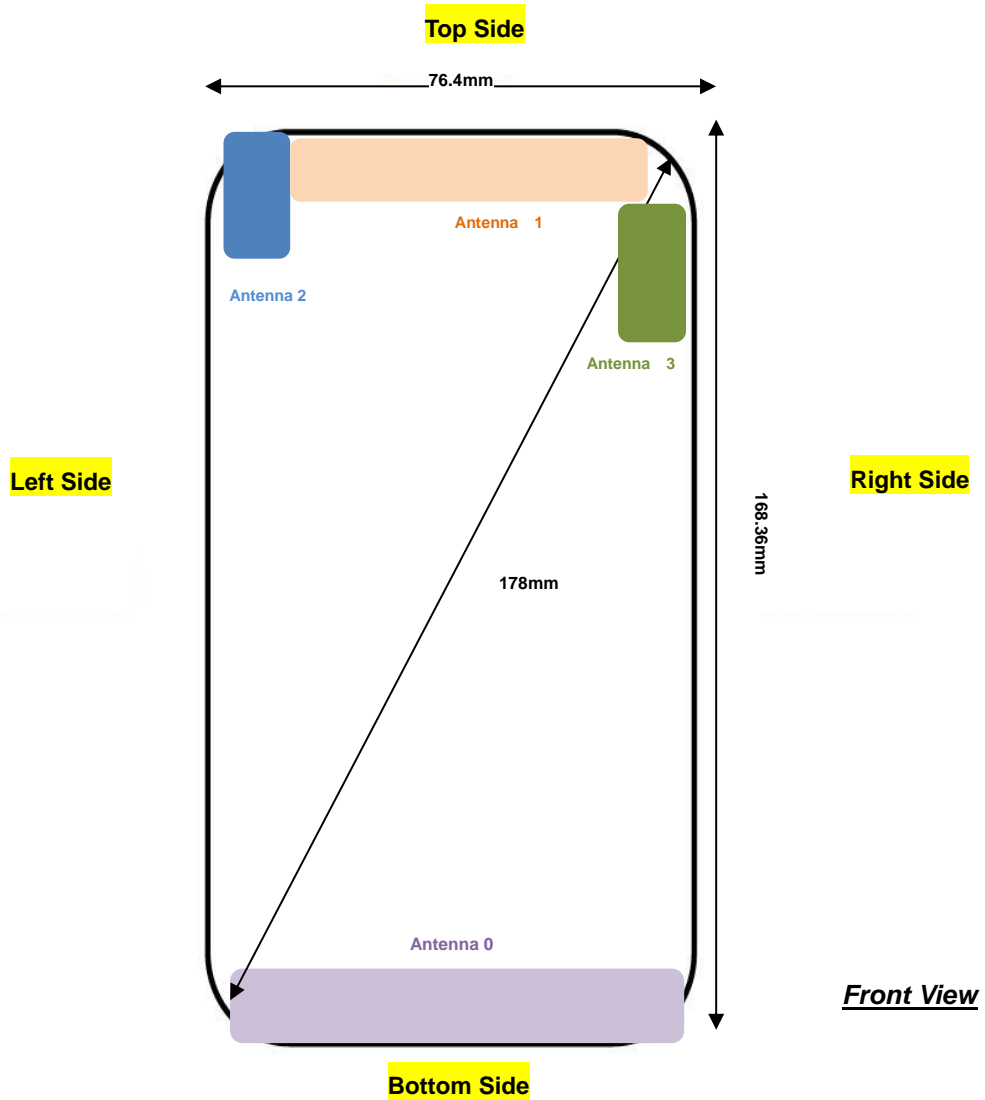


Top Side, Test Separation 0 mm



Bottom Side, Test Separation 0 mm

Antenna Location



Antenna	Support Band
Antenna 0	GSM: 850/1900 <TX/RX> WCDMA: B2/B4 <TX/RX> LTE: B2/B4/B25/B66/B41<TX/RX>
Antenna 1	WCDMA: B5 <TX/RX> LTE: B5/B12/B13/B26/B71<TX/RX>
Antenna 2	Bluetooth <TX/RX> WIFI 2.4GHz <TX/RX>
Antenna 3	WIFI 5GHz<TX/RX>



Distance of the Antenna to the EUT surface/edge						
Antennas	Back	Front	Top Side	Bottom Side	Right Side	Left Side
Antenna 0	≤ 25mm	≤ 25mm	>25mm	≤ 25mm	≤ 25mm	≤ 25mm
Antenna 1	≤ 25mm	≤ 25mm	≤ 25mm	>25mm	≤ 25mm	≤ 25mm
Antenna 2	≤ 25mm	≤ 25mm	≤ 25mm	>25mm	>25mm	≤ 25mm
Antenna 3	≤ 25mm	≤ 25mm	≤ 25mm	>25mm	≤ 25mm	>25mm

Positions for SAR tests; Hotspot mode						
Antennas	Back	Front	Top Side	Bottom Side	Right Side	Left Side
Antenna 0	Yes	Yes	No	Yes	Yes	Yes
Antenna 1	Yes	Yes	Yes	No	Yes	Yes
Antenna 2	Yes	Yes	Yes	No	No	Yes
Antenna 3	Yes	Yes	Yes	No	Yes	No

Note: Referring to KDB 941225 D06 v02r01, when the overall device length and width are ≥ 9cm*5cm, the test distance is 10 mm. SAR must be measured for all sides and surfaces with a transmitting antenna located within 25mm from that surface or edge.