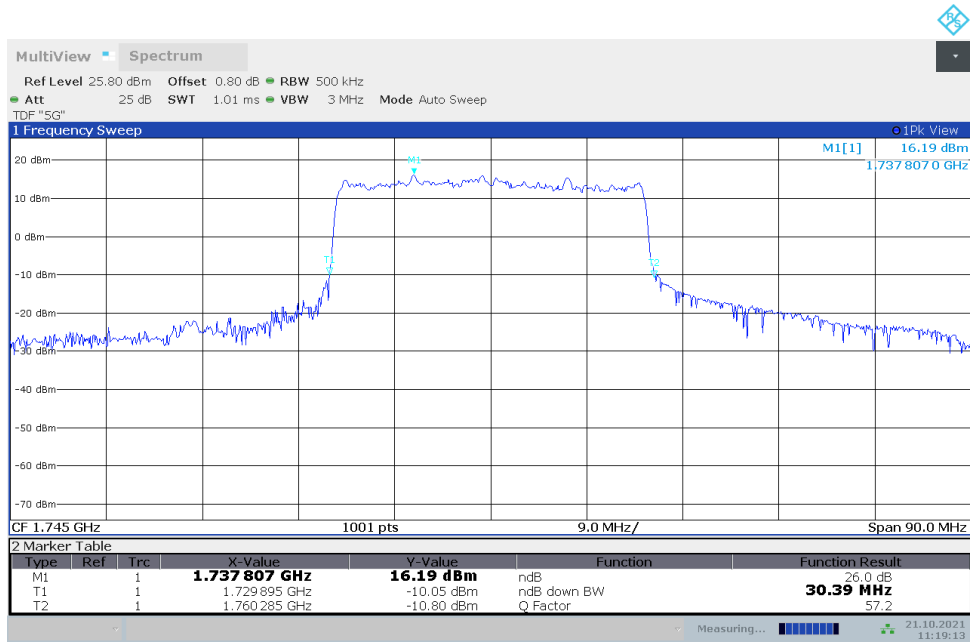


LTE Band 12+NR n66
n66,30MHz(-26dBc)

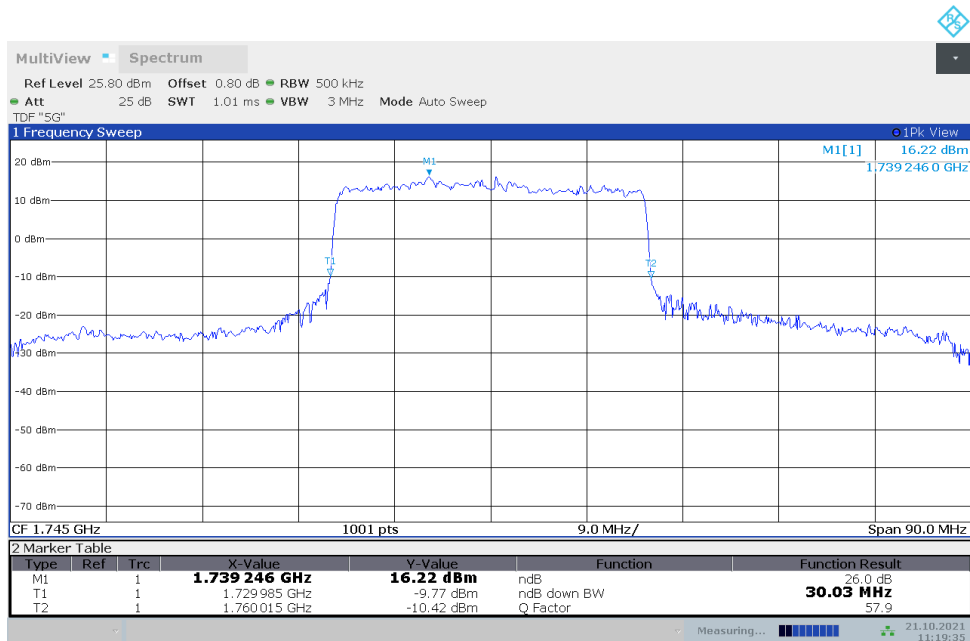
Frequency (MHz)	Emission Bandwidth (-26dBc) (MHz)	
	DFT-s-pi/2 BPSK	DFT-s-QPSK
1745	30.390	30.030

n66,30MHz Bandwidth,DFT-s-pi/2 BPSK (-26dBc BW)



Date: 21.OCT.2021 11:19:13

n66,30MHz Bandwidth,DFT-s-QPSK (-26dBc BW)



Date: 21.OCT.2021 11:19:36

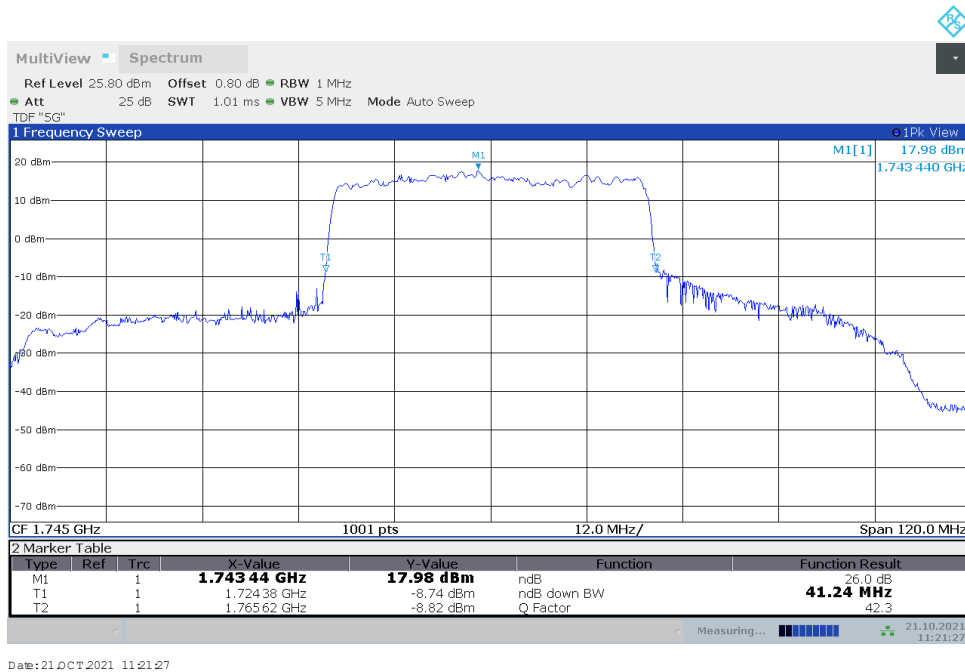
LTE Band 12+NR n66
n66,40MHz(-26dBc)

Frequency (MHz)	Emission Bandwidth (-26dBc) (MHz)	
	DFT-s-pi/2 BPSK	DFT-s-QPSK
1745	41.840	41.240

n66,40MHz Bandwidth,DFT-s-pi/2 BPSK (-26dBc BW)



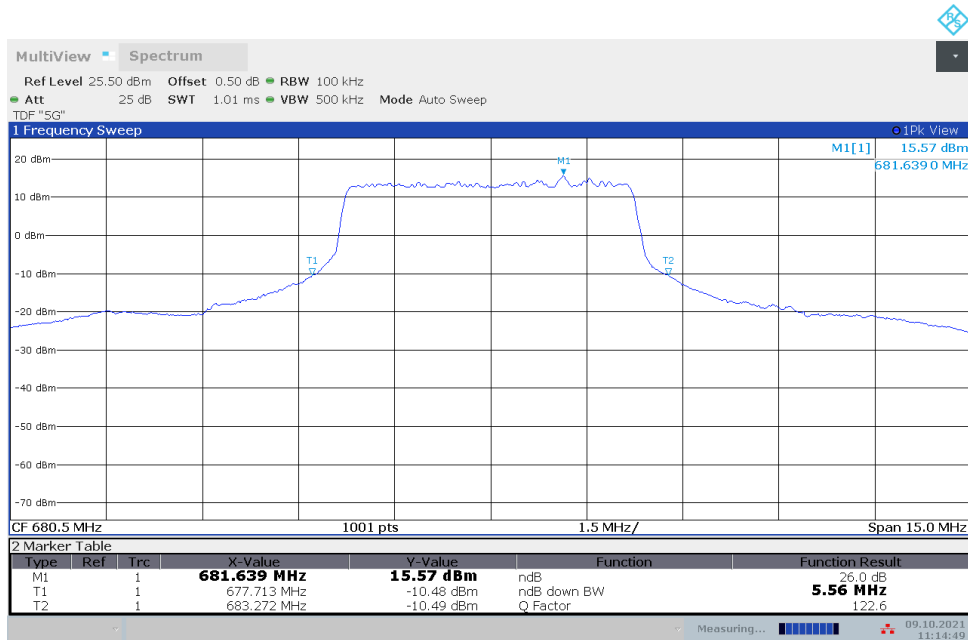
n66,40MHz Bandwidth,DFT-s-QPSK (-26dBc BW)



LTE Band 66+NR n71
n71,5MHz(-26dBc)

Frequency (MHz)	Emission Bandwidth (-26dBc) (MHz)	
	DFT-s-pi/2 BPSK	DFT-s-QPSK
680.5	5.559	5.095

n71,5MHz Bandwidth,DFT-s-pi/2 BPSK (-26dBc BW)



Date: 9.OCT.2021 11:14:49

n71,5MHz Bandwidth,DFT-s-QPSK (-26dBc BW)

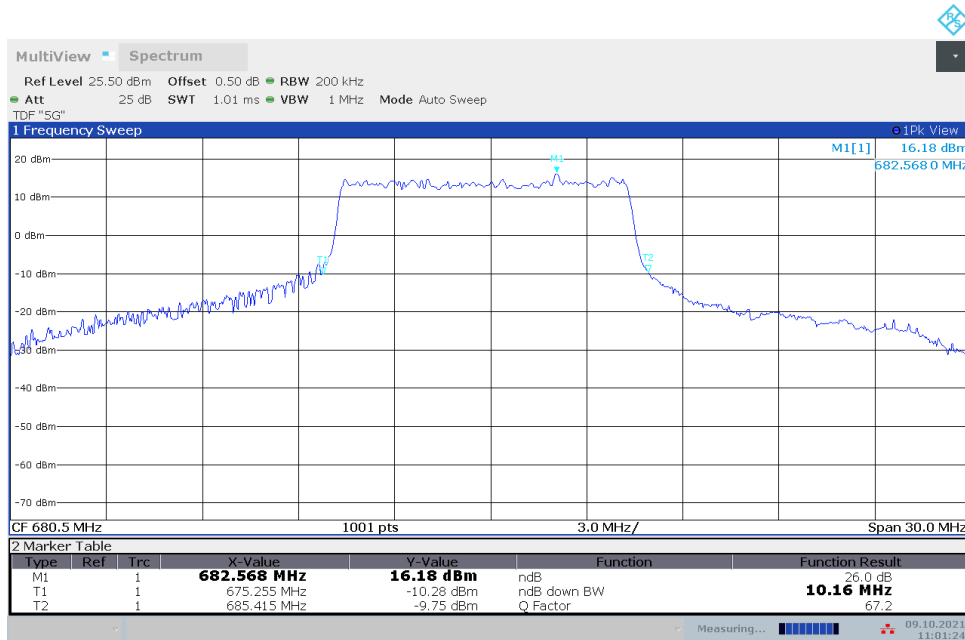


Date: 9.OCT.2021 10:59:55

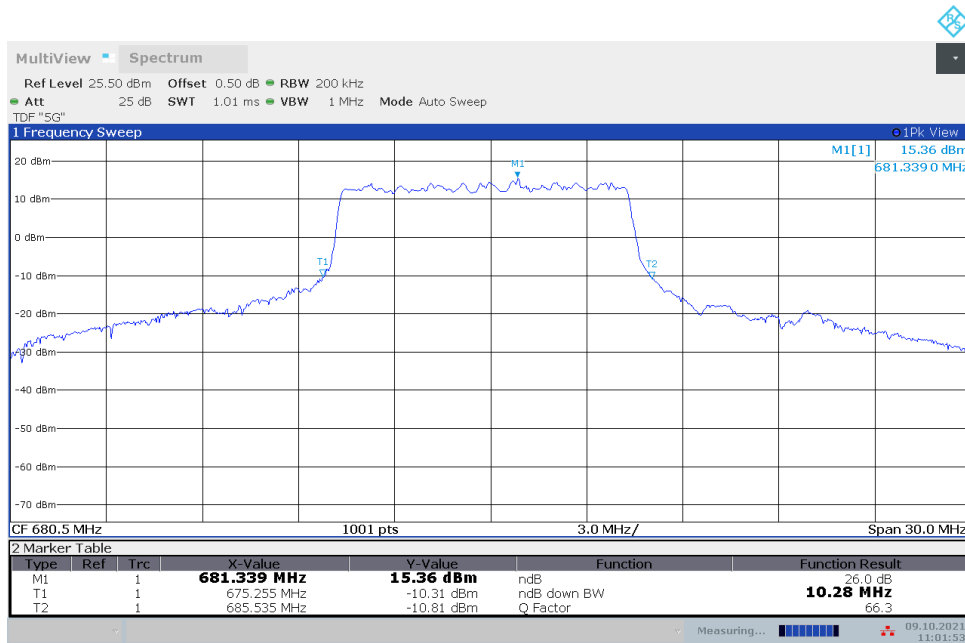
LTE Band 66+NR n71
n71,10MHz(-26dBc)

Frequency (MHz)	Emission Bandwidth (-26dBc) (MHz)	
	DFT-s-pi/2 BPSK	DFT-s-QPSK
680.5	10.160	10.280

n71,10MHz Bandwidth,DFT-s-pi/2 BPSK (-26dBc BW)



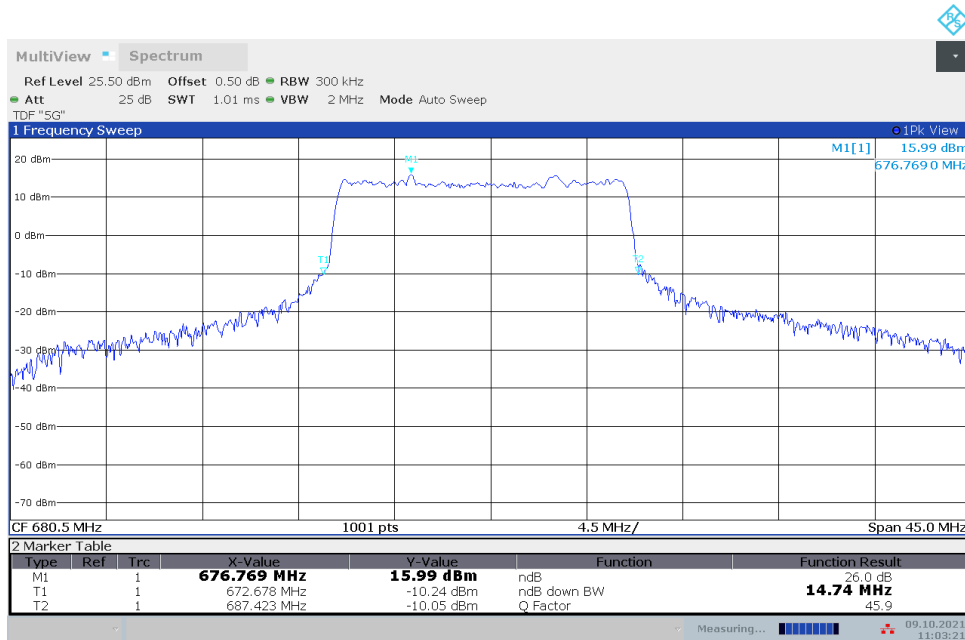
n71,10MHz Bandwidth,DFT-s-QPSK (-26dBc BW)



LTE Band 66+NR n71
n71,15MHz(-26dBc)

Frequency (MHz)	Emission Bandwidth (-26dBc) (MHz)	
	DFT-s-pi/2 BPSK	DFT-s-QPSK
680.5	14.745	15.060

n71,15MHz Bandwidth,DFT-s-pi/2 BPSK (-26dBc BW)



Date: 9 OCT 2021 11:03:22

n71,15MHz Bandwidth,DFT-s-QPSK (-26dBc BW)



Date: 9 OCT 2021 11:03:51

LTE Band 66+NR n71 n71,20MHz(-26dBc)

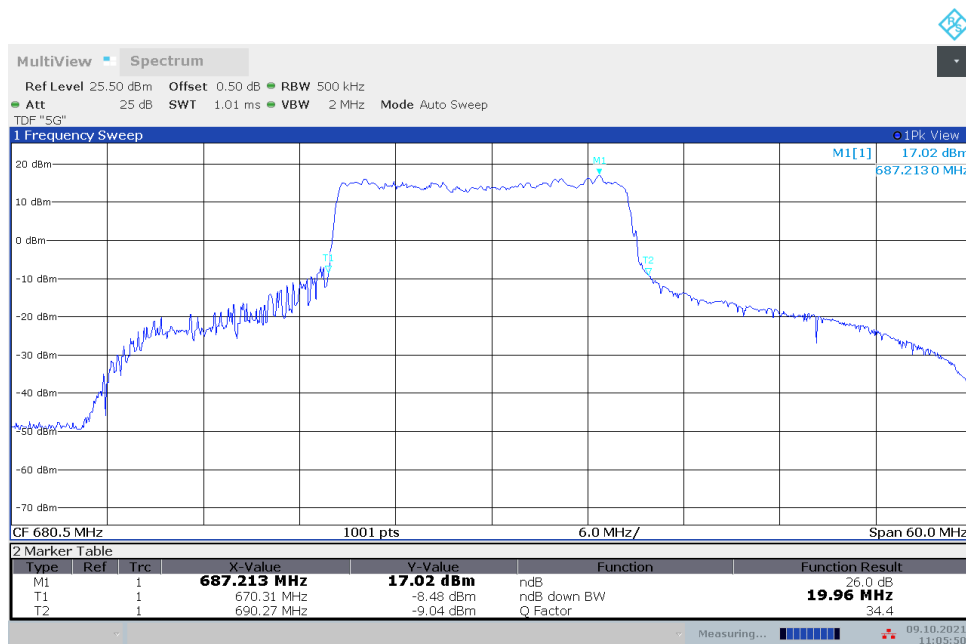
Frequency (MHz)	Emission Bandwidth (-26dBc) (MHz)	
	DFT-s-pi/2 BPSK	DFT-s-QPSK
680.5	20.260	19.960

n71,20MHz Bandwidth,DFT-s-pi/2 BPSK (-26dBc BW)



Date: 9.OCT.2021 11:05:21

n71,20MHz Bandwidth,DFT-s-QPSK (-26dBc BW)



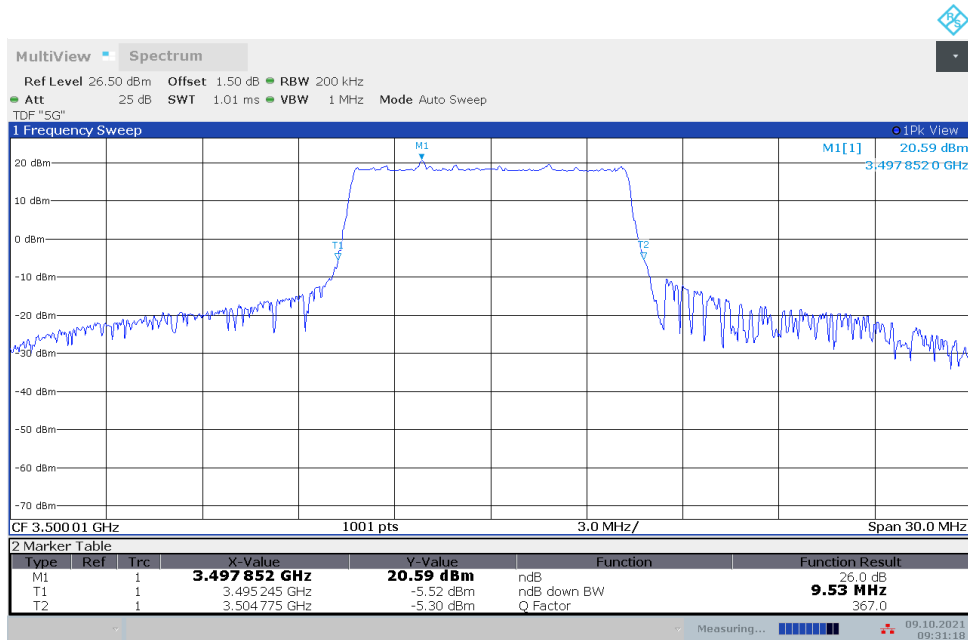
Date: 9.OCT.2021 11:05:51

n77L

n77L,10MHz(-26dBc)

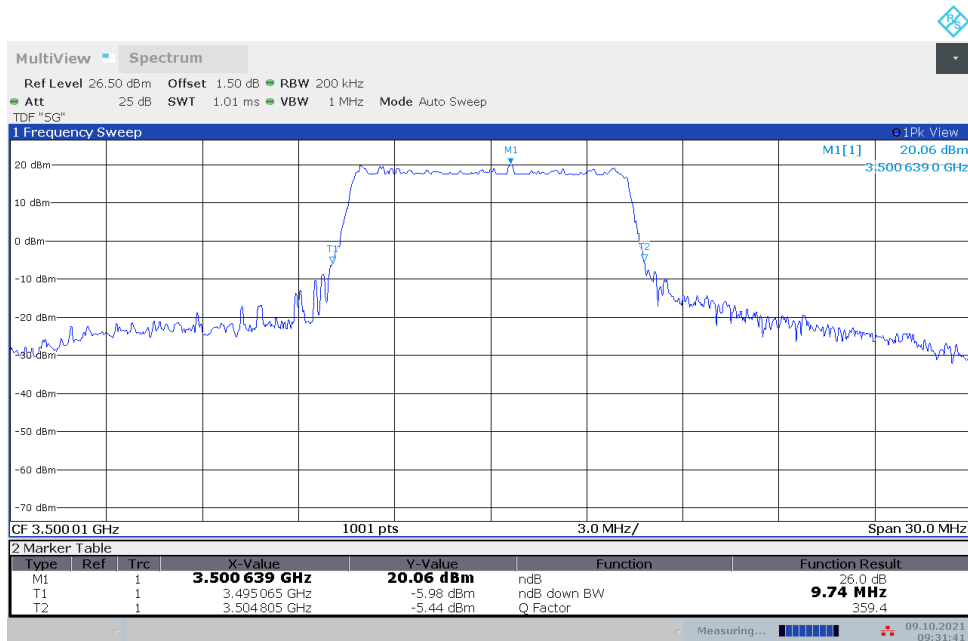
Frequency (MHz)	Emission Bandwidth (-26dBc) (MHz)	
	DFT-s-pi/2 BPSK	DFT-s-QPSK
3500.01	9.530	9.740

n77L,10MHz Bandwidth,DFT-s-pi/2 BPSK (-26dBc BW)



Date: 9 OCT 2021 09:31:18

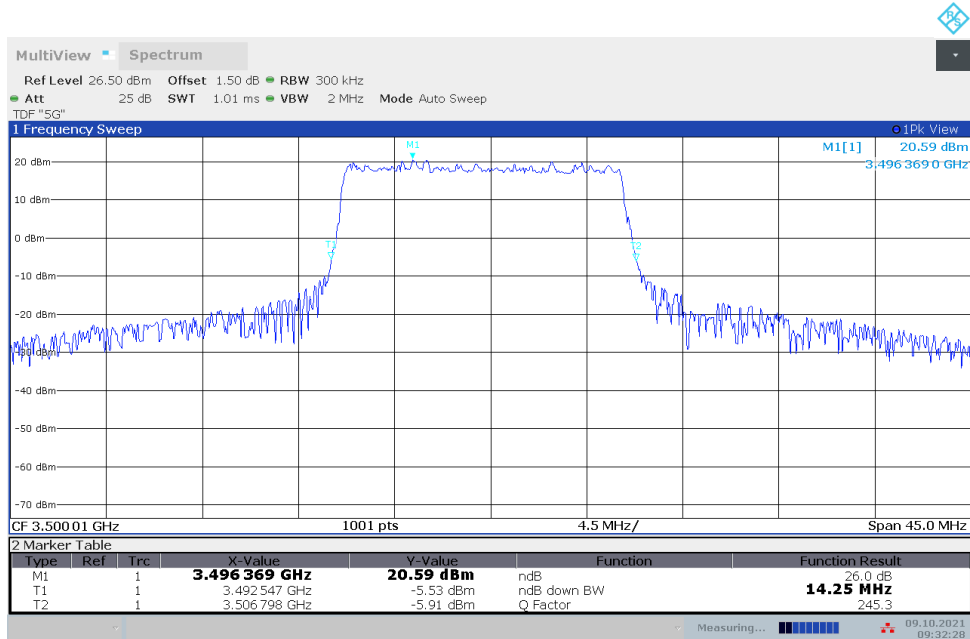
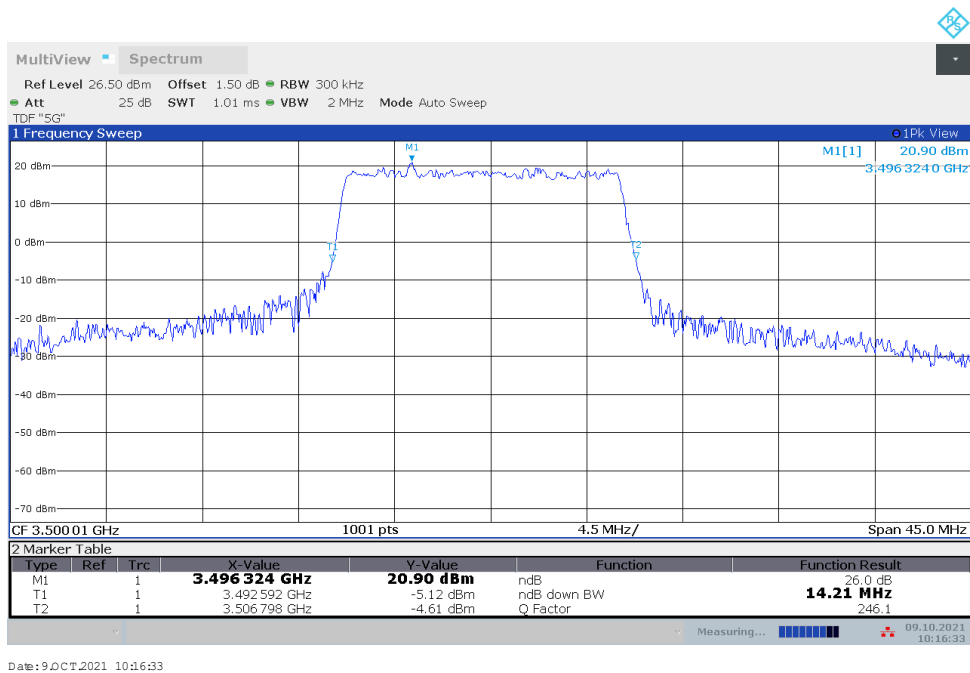
n77L,10MHz Bandwidth,DFT-s-QPSK (-26dBc BW)



Date: 9 OCT 2021 09:31:42

n77L,15MHz(-26dBc)

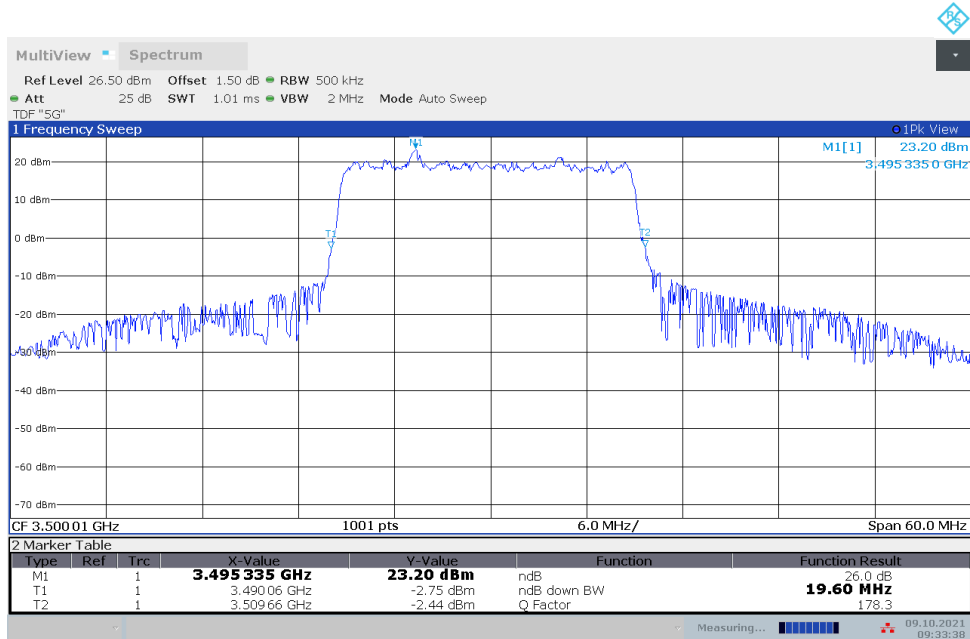
Frequency (MHz)	Emission Bandwidth (-26dBc) (MHz)	
	DFT-s-pi/2 BPSK	DFT-s-QPSK
3500.01	14.251	14.206

n77L,15MHz Bandwidth,DFT-s-pi/2 BPSK (-26dBc BW)

n77L,15MHz Bandwidth,DFT-s-QPSK (-26dBc BW)


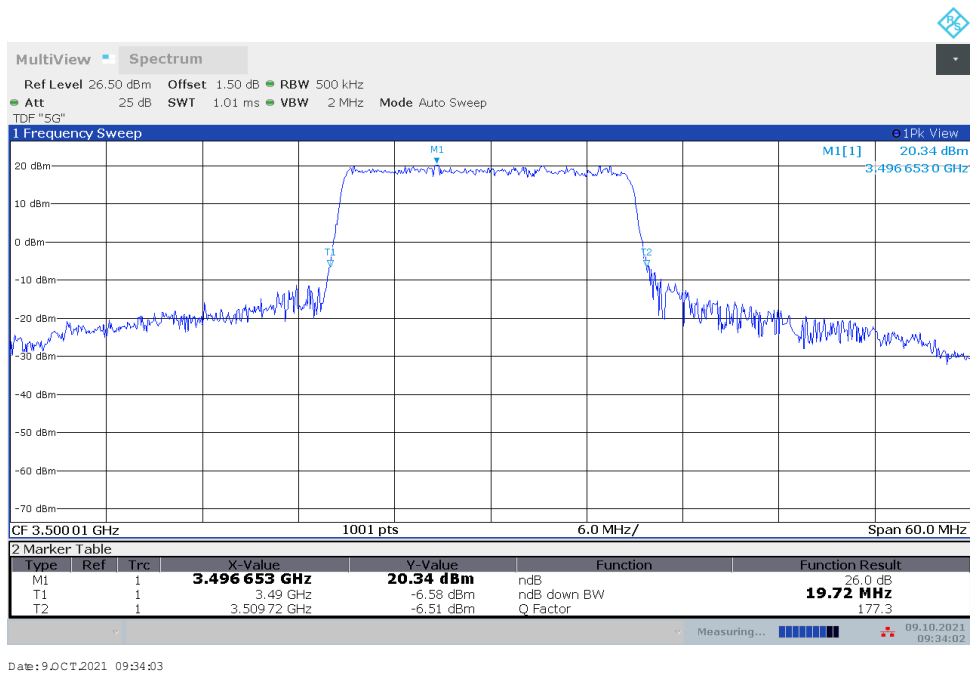
n77L,20MHz(-26dBc)

Frequency (MHz)	Emission Bandwidth (-26dBc) (MHz)	
	DFT-s-pi/2 BPSK	DFT-s-QPSK
3500.01	19.600	19.720

n77L,20MHz Bandwidth,DFT-s-pi/2 BPSK (-26dBc BW)



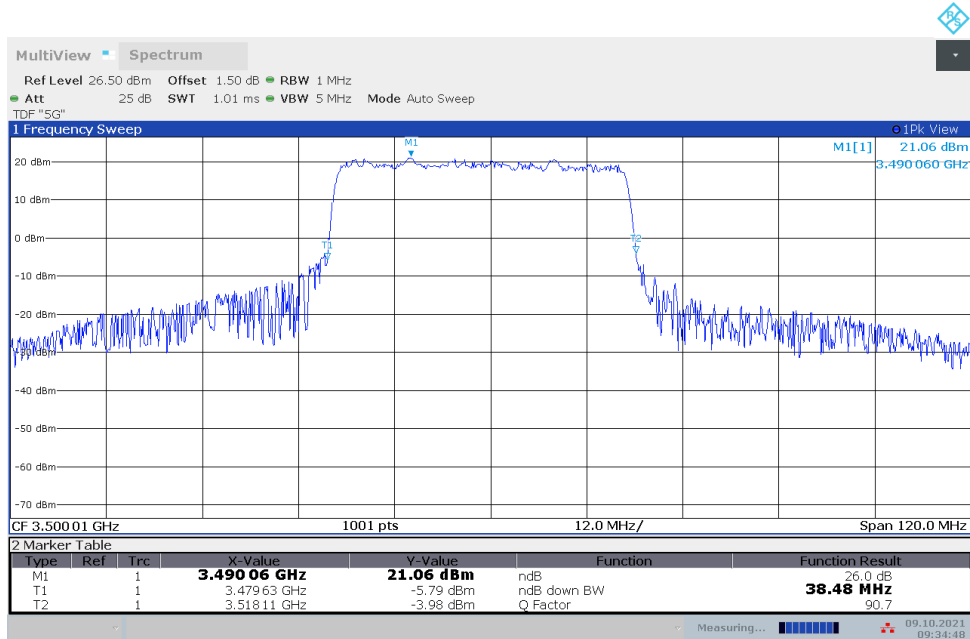
n77L,20MHz Bandwidth,DFT-s-QPSK (-26dBc BW)



n77L,40MHz(-26dBc)

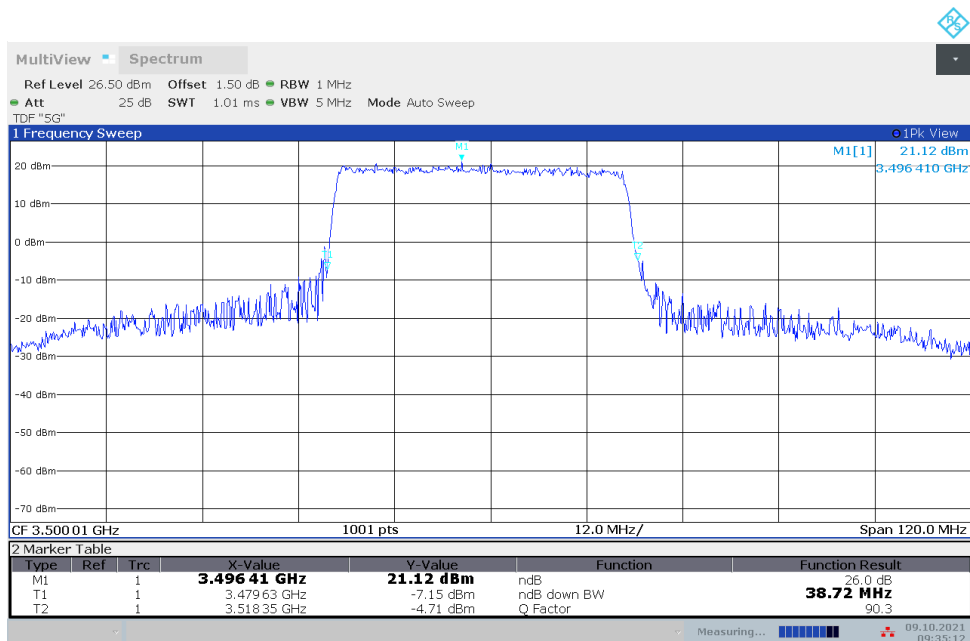
Frequency (MHz)	Emission Bandwidth (-26dBc) (MHz)	
	DFT-s-pi/2 BPSK	DFT-s-QPSK
3500.01	38.480	38.720

n77L,40MHz Bandwidth,DFT-s-pi/2 BPSK (-26dBc BW)



Date: 9.OCT.2021 09:34:48

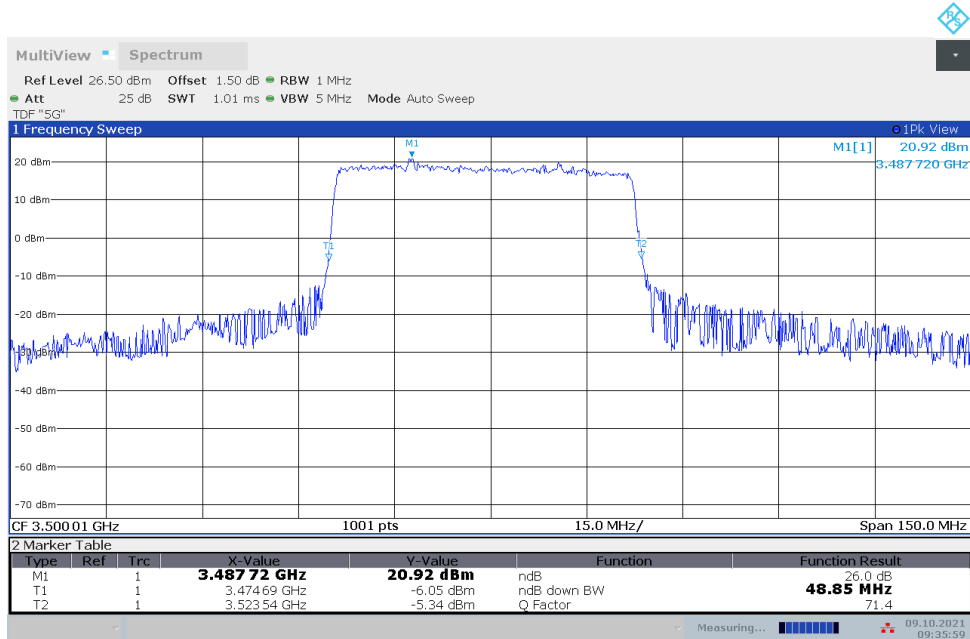
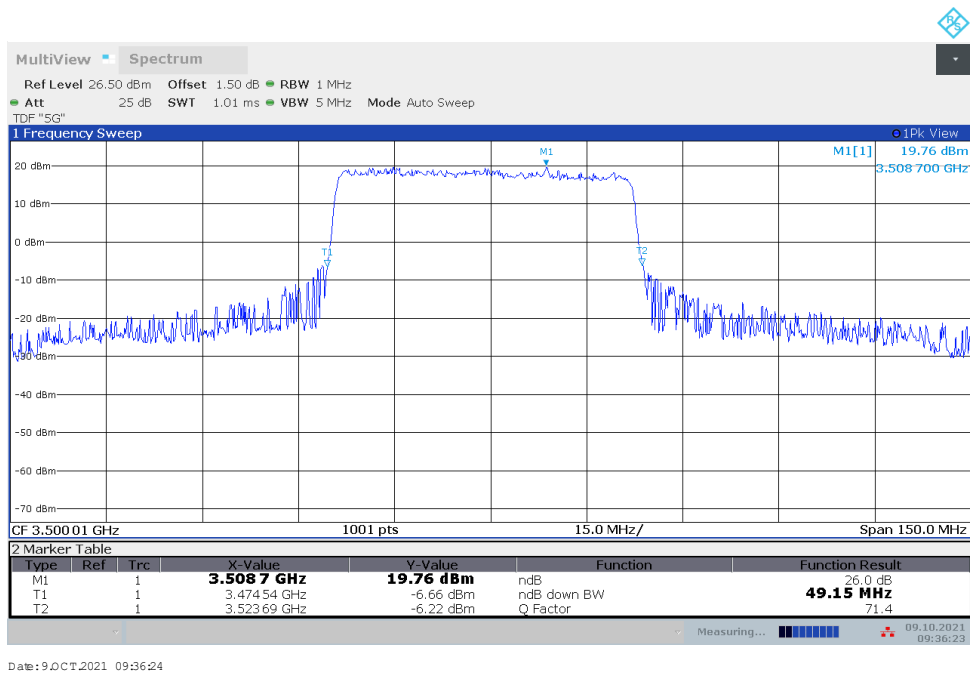
n77L,40MHz Bandwidth,DFT-s-QPSK (-26dBc BW)



Date: 9.OCT.2021 09:35:13

n77L,50MHz(-26dBc)

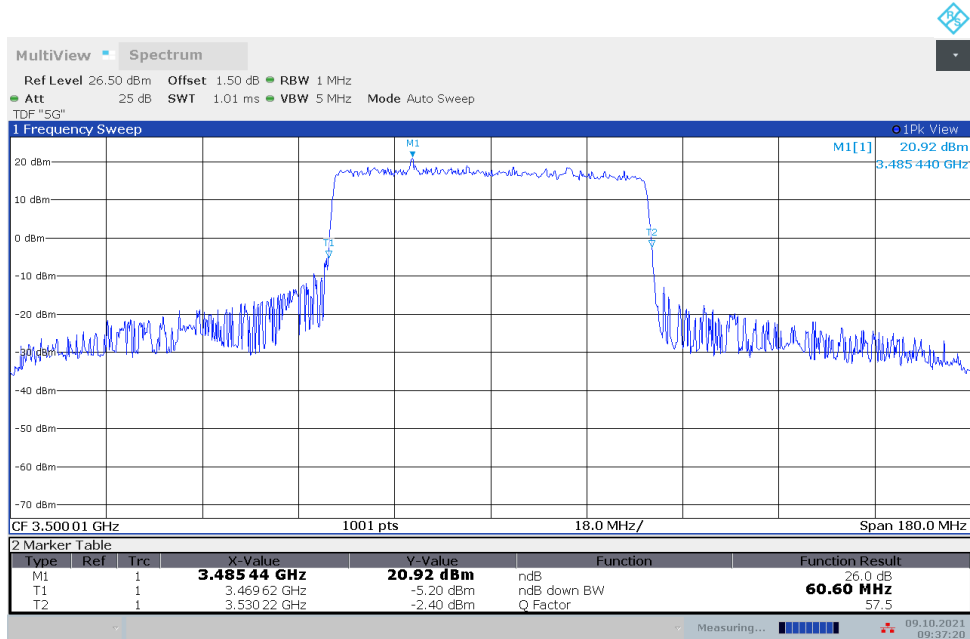
Frequency (MHz)	Emission Bandwidth (-26dBc) (MHz)	
	DFT-s-pi/2 BPSK	DFT-s-QPSK
3500.01	48.850	49.150

n77L,50MHz Bandwidth,DFT-s-pi/2 BPSK (-26dBc BW)

n77L,50MHz Bandwidth,DFT-s-QPSK (-26dBc BW)


n77L,60MHz(-26dBc)

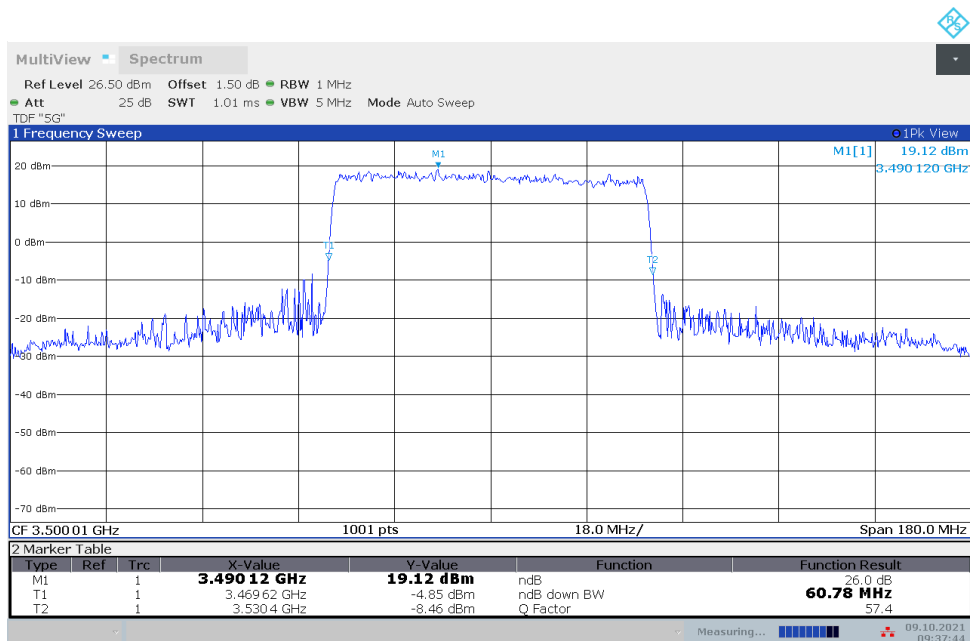
Frequency (MHz)	Emission Bandwidth (-26dBc) (MHz)	
	DFT-s-pi/2 BPSK	DFT-s-QPSK
3500.01	60.600	60.780

n77L,60MHz Bandwidth,DFT-s-pi/2 BPSK (-26dBc BW)



Date: 9.OCT.2021 09:37:20

n77L,60MHz Bandwidth,DFT-s-QPSK (-26dBc BW)

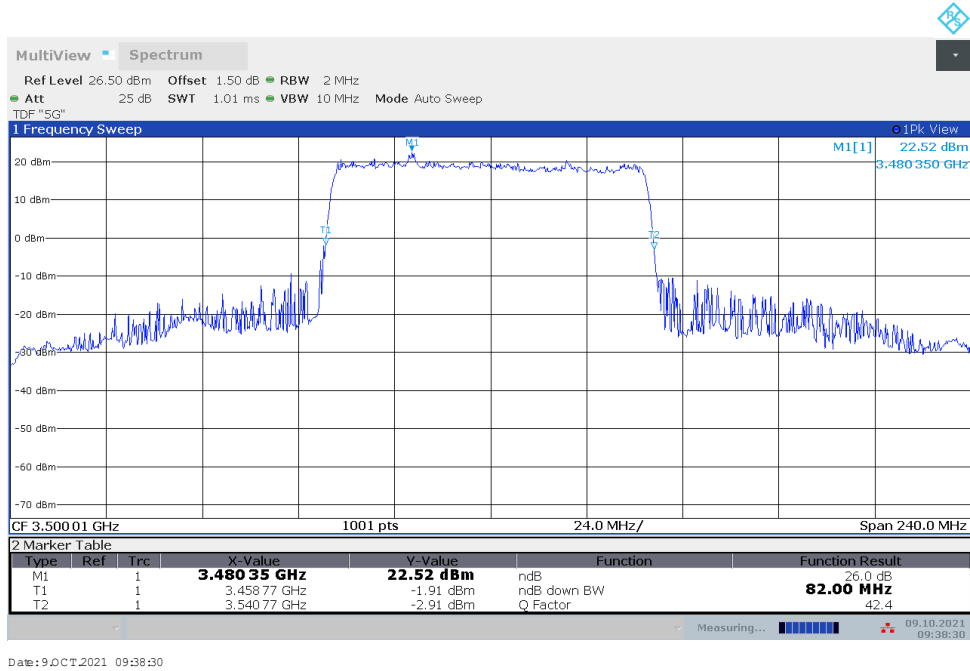


Date: 9.OCT.2021 09:37:45

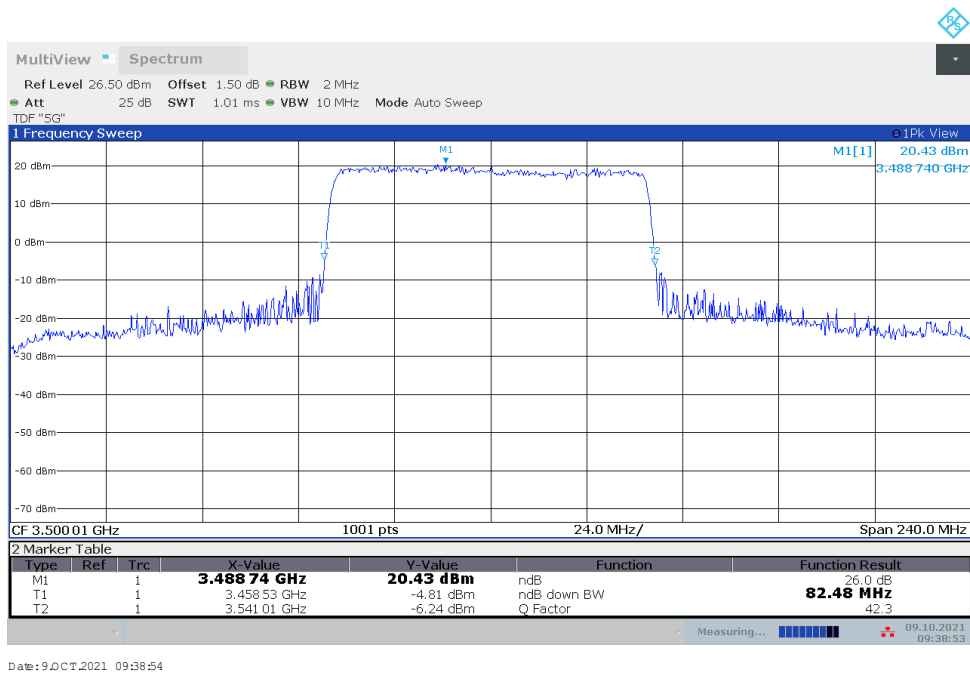
n77L,80MHz(-26dBc)

Frequency (MHz)	Emission Bandwidth (-26dBc) (MHz)	
	DFT-s-pi/2 BPSK	DFT-s-QPSK
3500.01	82.000	82.480

n77L,80MHz Bandwidth,DFT-s-pi/2 BPSK (-26dBc BW)

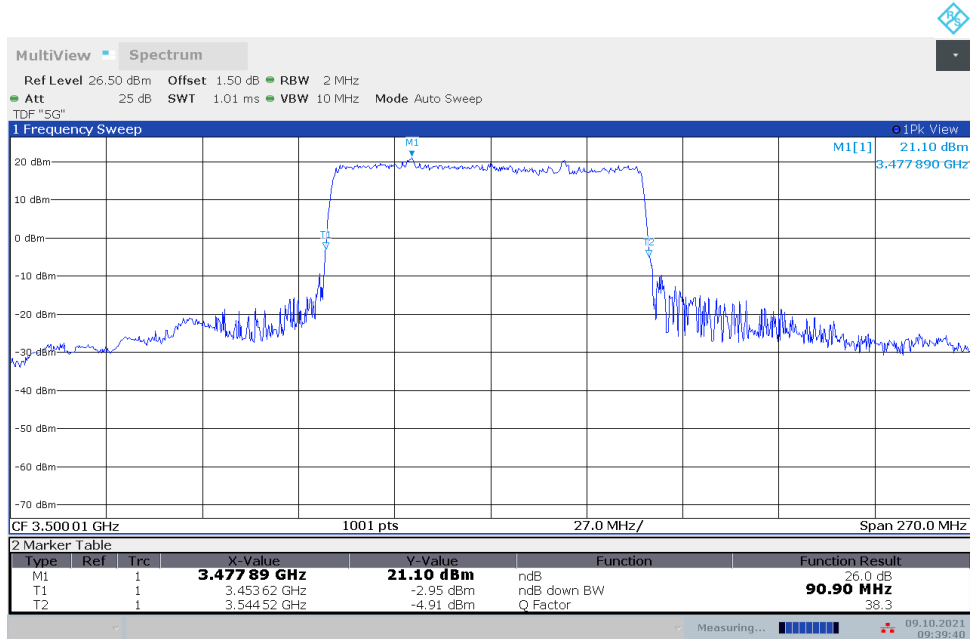
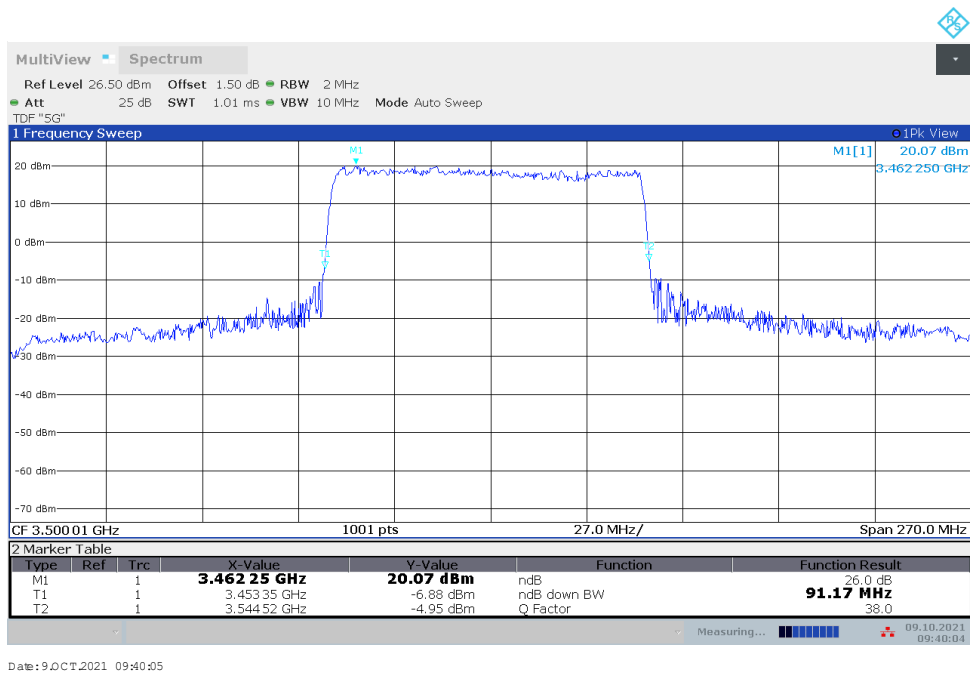


n77L,80MHz Bandwidth,DFT-s-QPSK (-26dBc BW)



n77L,90MHz(-26dBc)

Frequency (MHz)	Emission Bandwidth (-26dBc) (MHz)	
	DFT-s-pi/2 BPSK	DFT-s-QPSK
3500.01	90.900	91.170

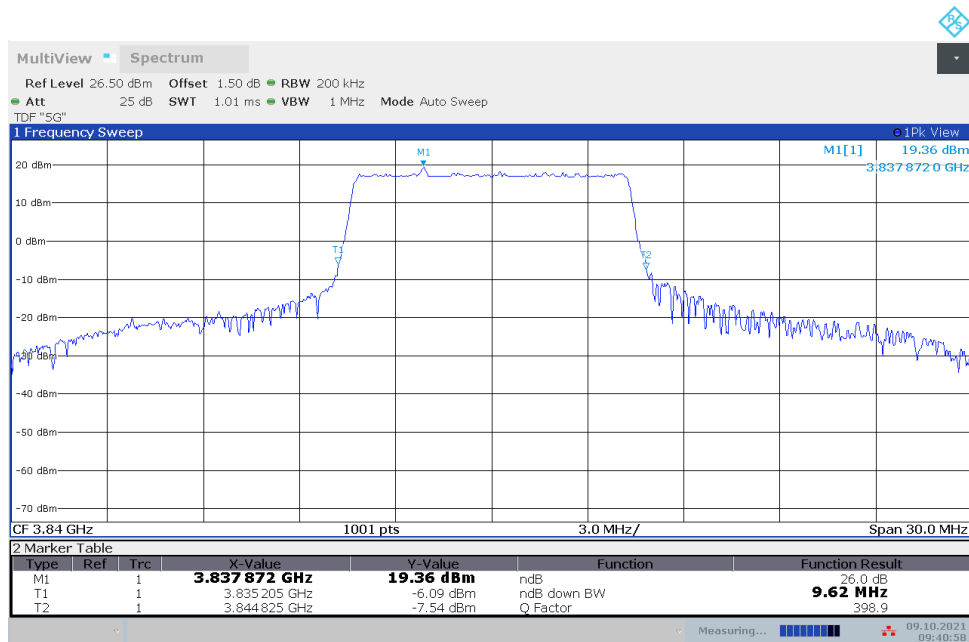
n77L,90MHz Bandwidth,DFT-s-pi/2 BPSK (-26dBc BW)

n77L,90MHz Bandwidth,DFT-s-QPSK (-26dBc BW)


n77H

n77H,10MHz(-26dBc)

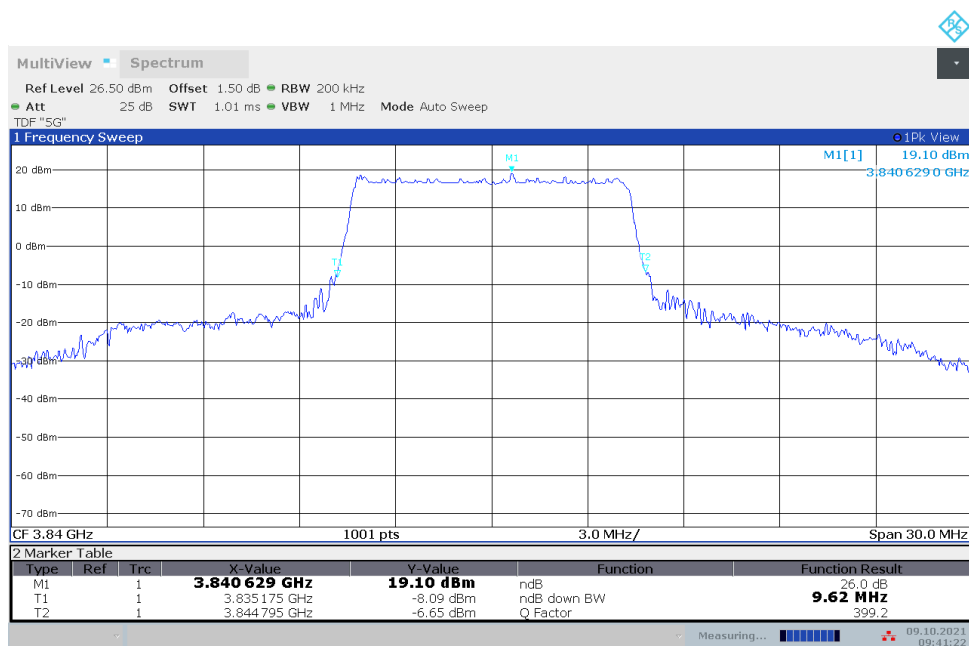
Frequency (MHz)	Emission Bandwidth (-26dBc) (MHz)	
	DFT-s-pi/2 BPSK	DFT-s-QPSK
3840	9.620	9.620

n77H,10MHz Bandwidth,DFT-s-pi/2 BPSK (-26dBc BW)



Date: 9 OCT 2021 09:40:59

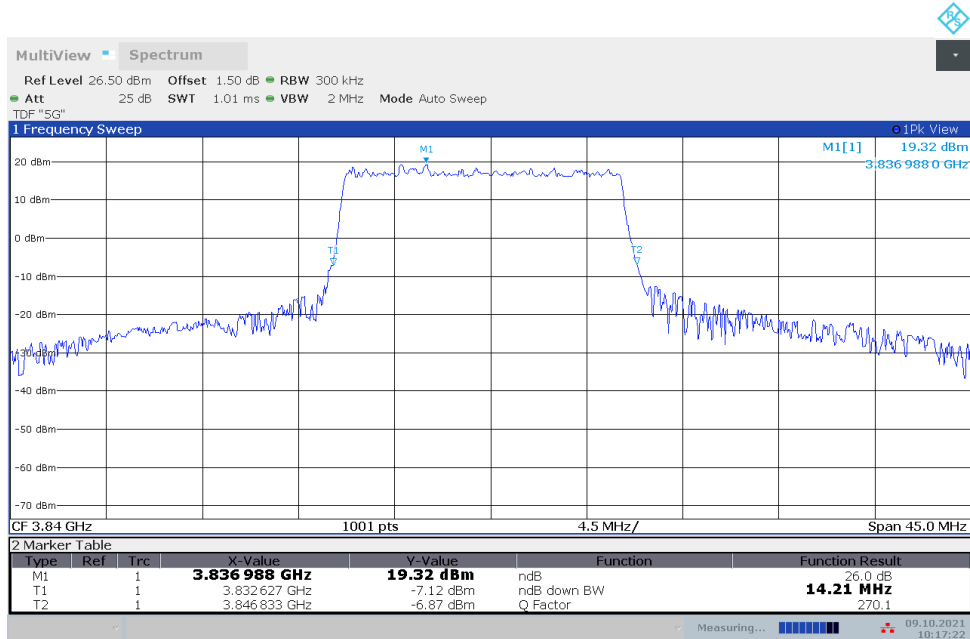
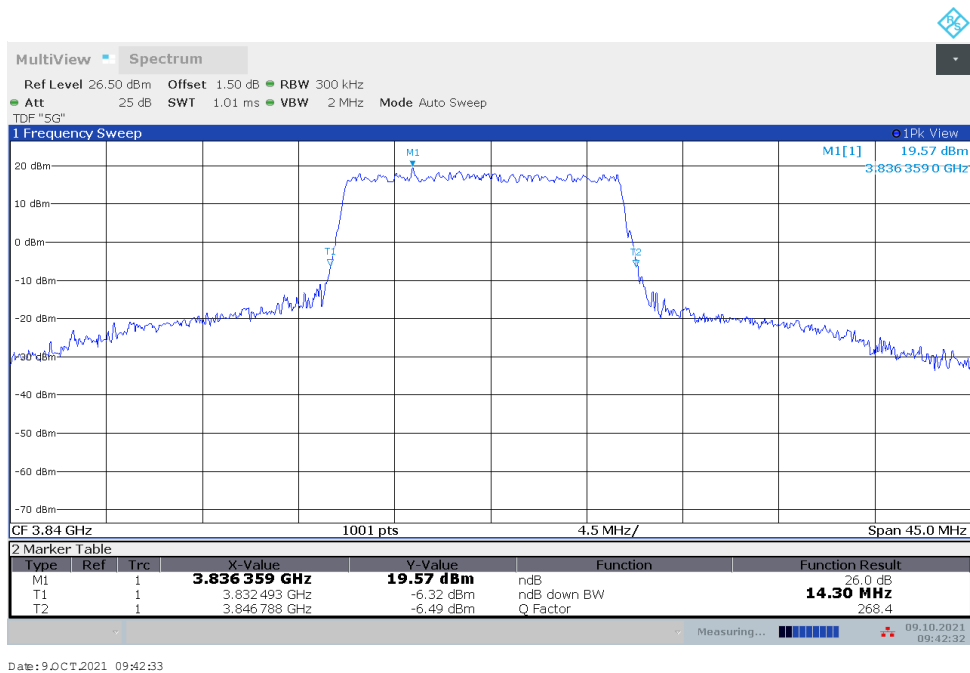
n77H,10MHz Bandwidth,DFT-s-QPSK (-26dBc BW)



Date: 9 OCT 2021 09:41:23

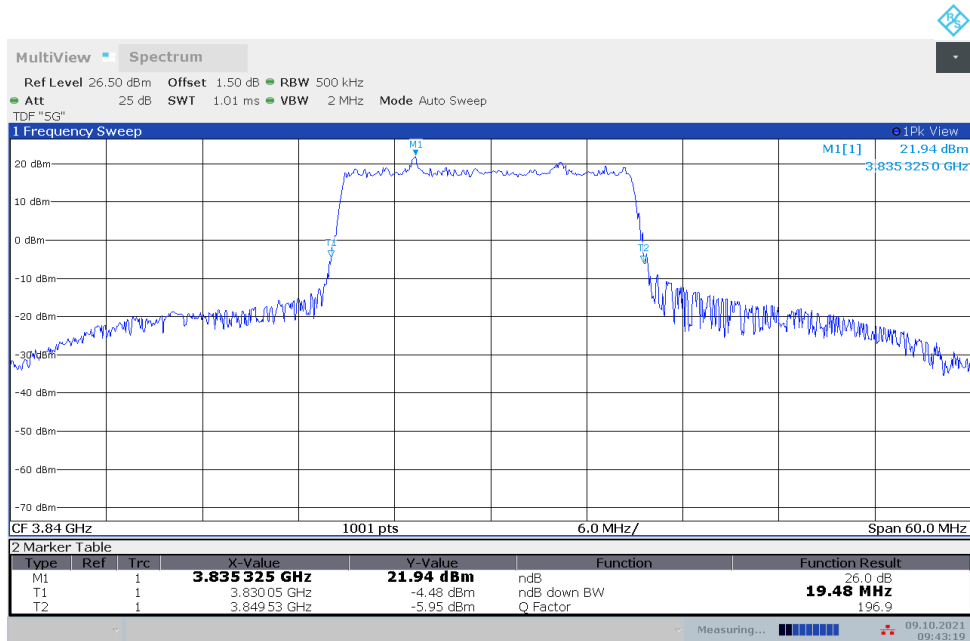
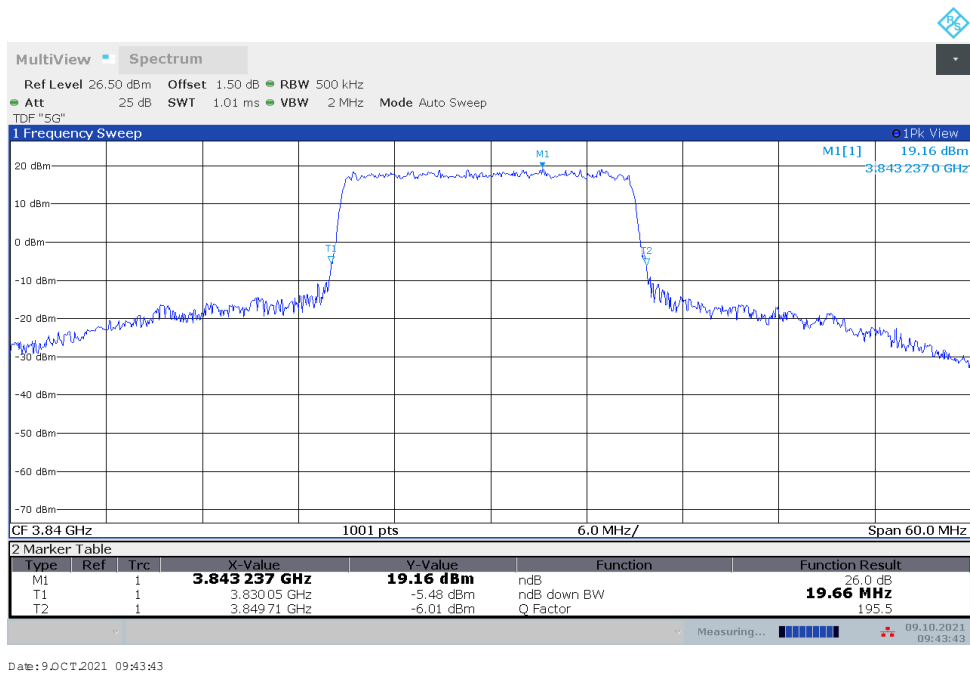
n77H,15MHz(-26dBc)

Frequency (MHz)	Emission Bandwidth (-26dBc) (MHz)	
	DFT-s-pi/2 BPSK	DFT-s-QPSK
3840	14.206	14.296

n77H,15MHz Bandwidth,DFT-s-pi/2 BPSK (-26dBc BW)

n77H,15MHz Bandwidth,DFT-s-QPSK (-26dBc BW)


n77H,20MHz(-26dBc)

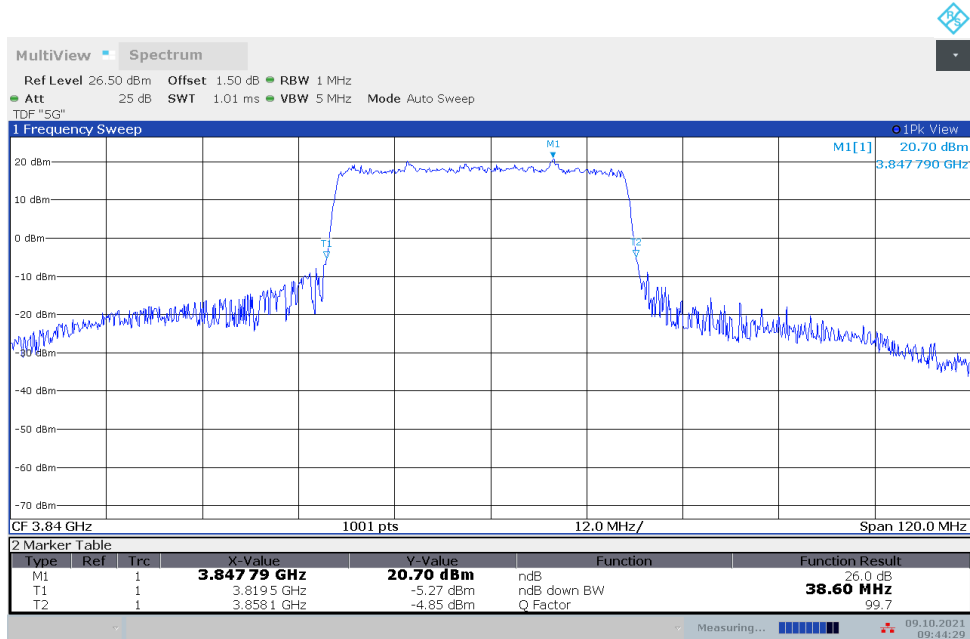
Frequency (MHz)	Emission Bandwidth (-26dBc) (MHz)	
	DFT-s-pi/2 BPSK	DFT-s-QPSK
3840	19.481	19.660

n77H,20MHz Bandwidth,DFT-s-pi/2 BPSK (-26dBc BW)

n77H,20MHz Bandwidth,DFT-s-QPSK (-26dBc BW)


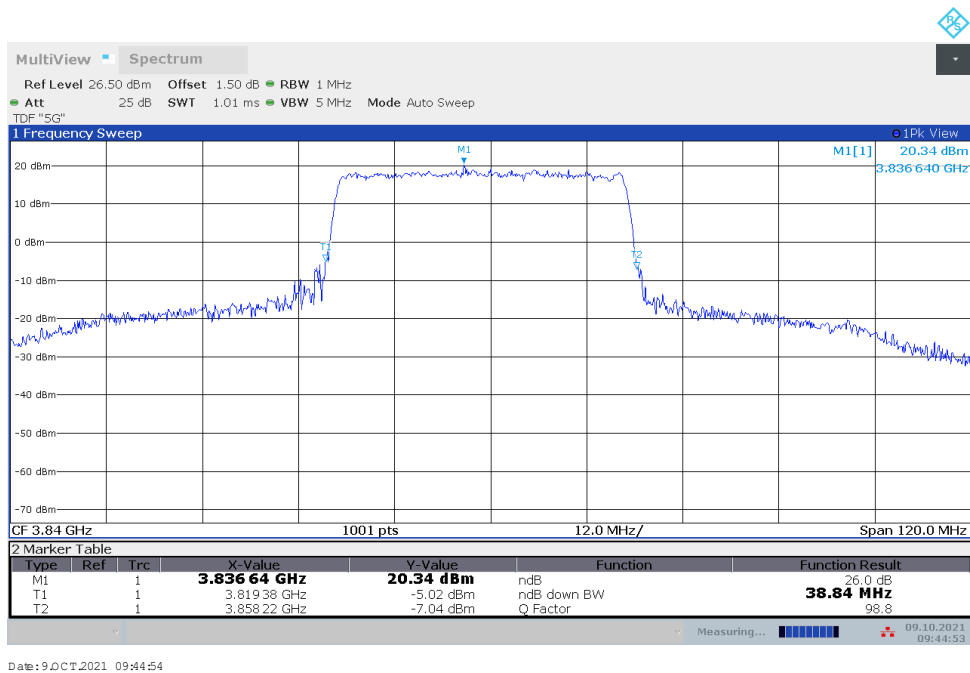
n77H,40MHz(-26dBc)

Frequency (MHz)	Emission Bandwidth (-26dBc) (MHz)	
	DFT-s-pi/2 BPSK	DFT-s-QPSK
3840	38.600	38.840

n77H,40MHz Bandwidth,DFT-s-pi/2 BPSK (-26dBc BW)

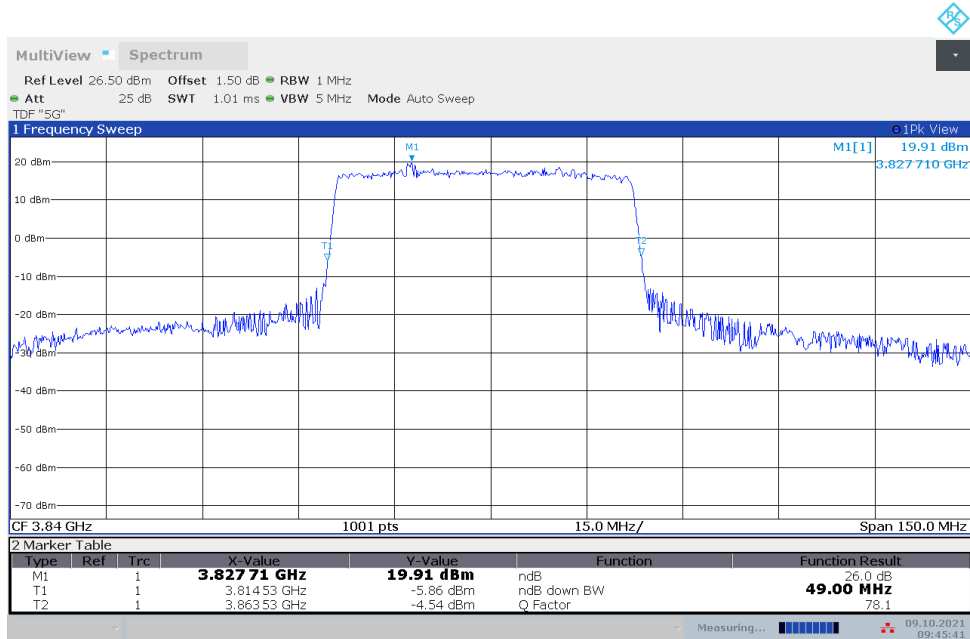
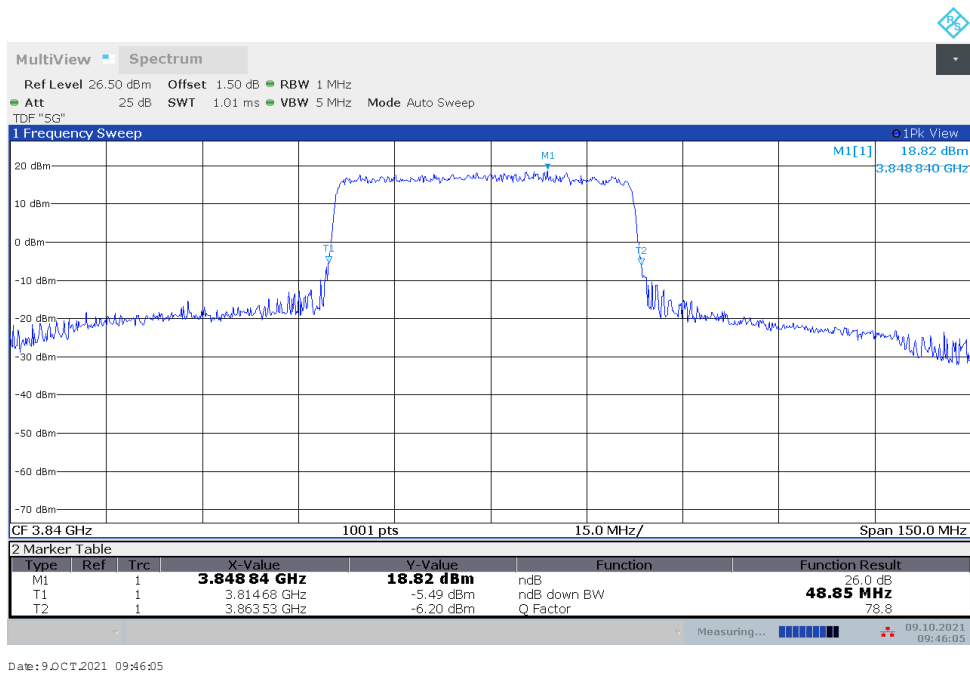


n77H,40MHz Bandwidth,DFT-s-QPSK (-26dBc BW)



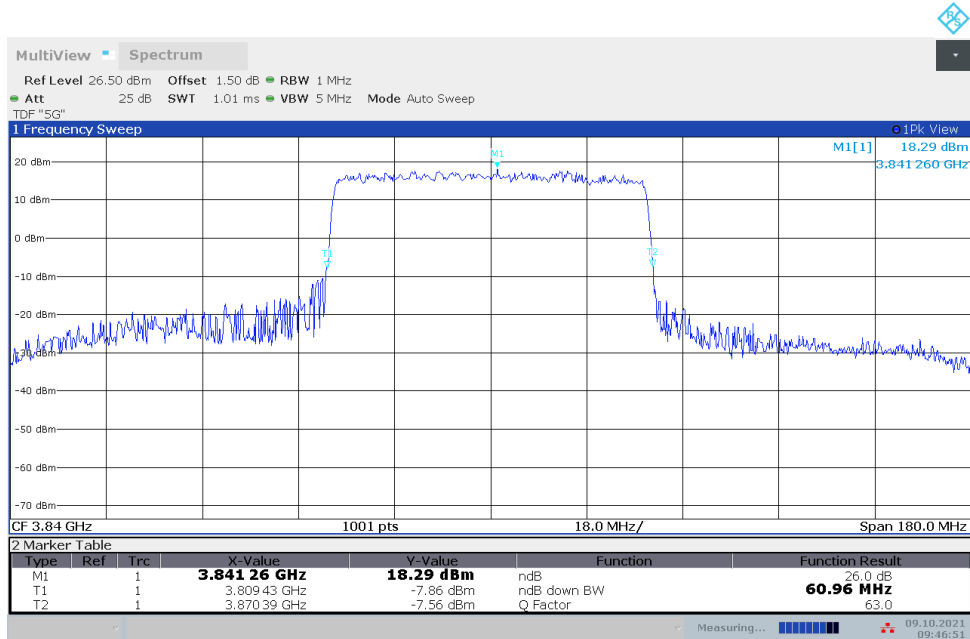
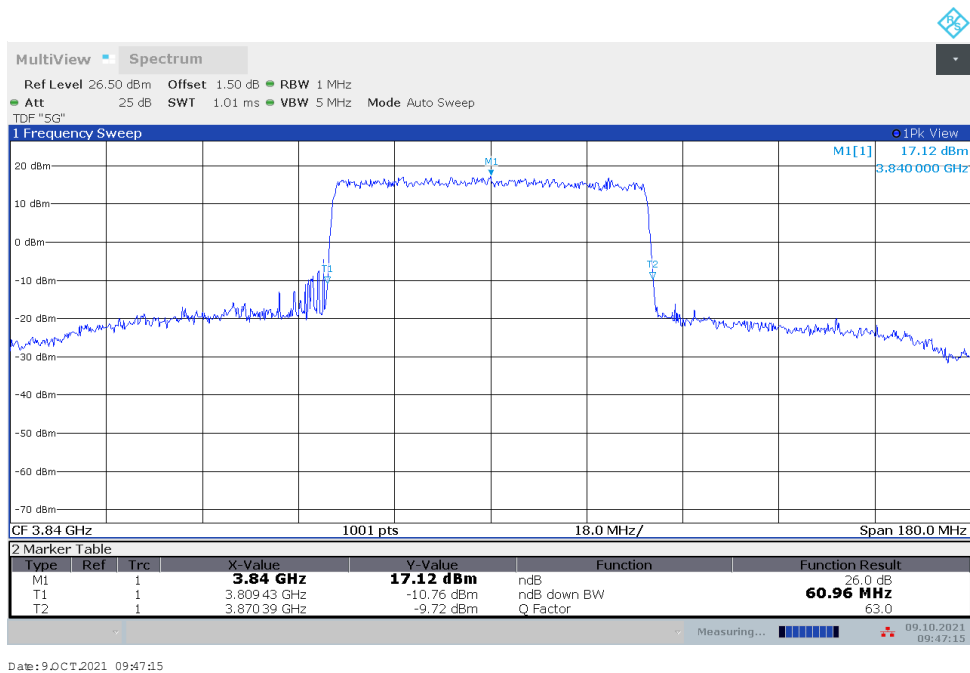
n77H,50MHz(-26dBc)

Frequency (MHz)	Emission Bandwidth (-26dBc) (MHz)	
	DFT-s-pi/2 BPSK	DFT-s-QPSK
3840	49.000	48.850

n77H,50MHz Bandwidth,DFT-s-pi/2 BPSK (-26dBc BW)

n77H,50MHz Bandwidth,DFT-s-QPSK (-26dBc BW)


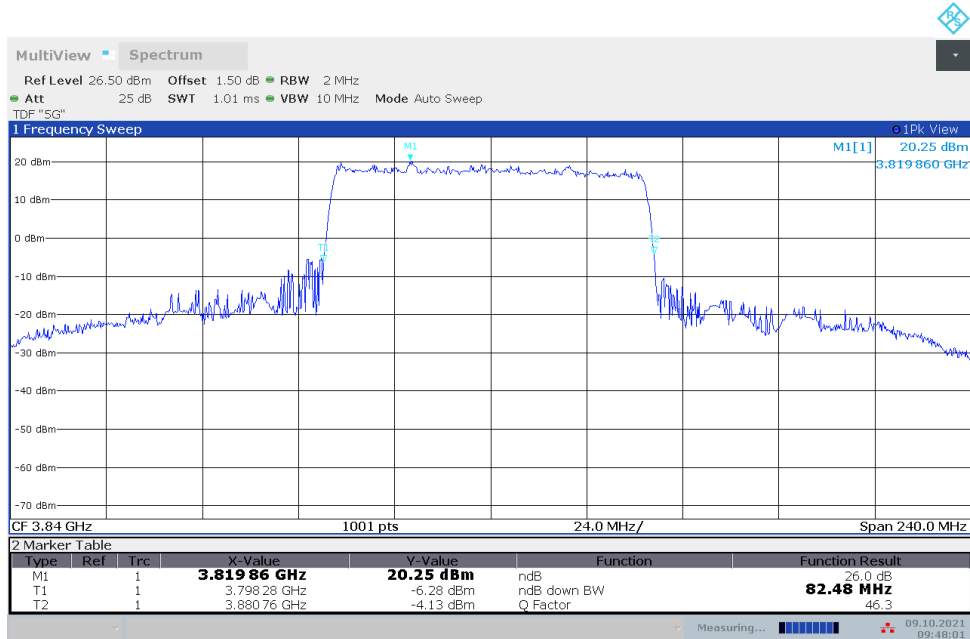
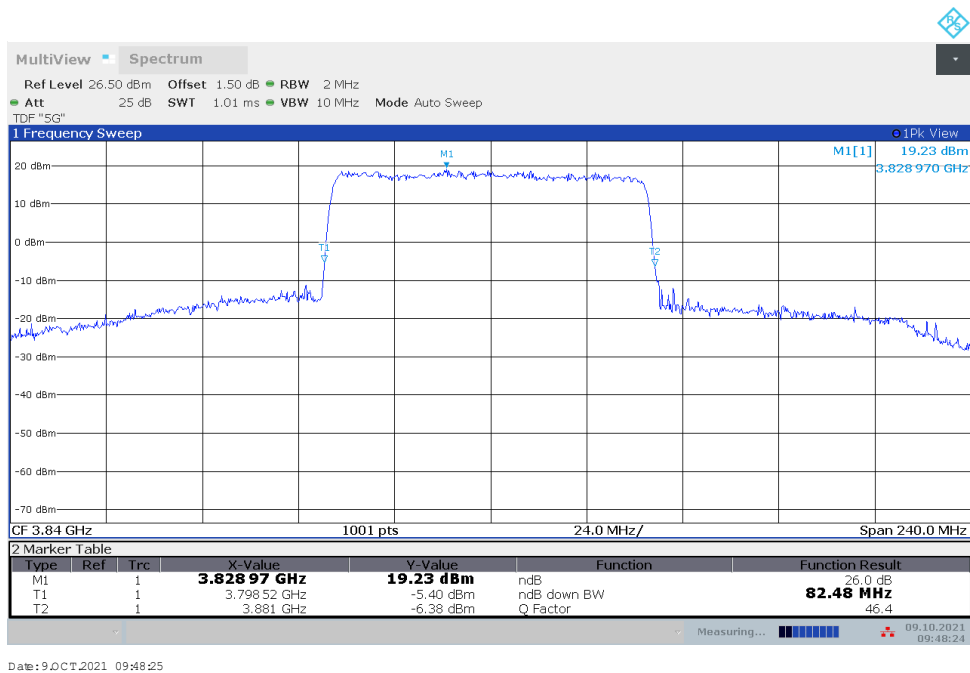
n77H,60MHz(-26dBc)

Frequency (MHz)	Emission Bandwidth (-26dBc) (MHz)	
	DFT-s-pi/2 BPSK	DFT-s-QPSK
3840	60.960	60.960

n77H,60MHz Bandwidth,DFT-s-pi/2 BPSK (-26dBc BW)

n77H,60MHz Bandwidth,DFT-s-QPSK (-26dBc BW)


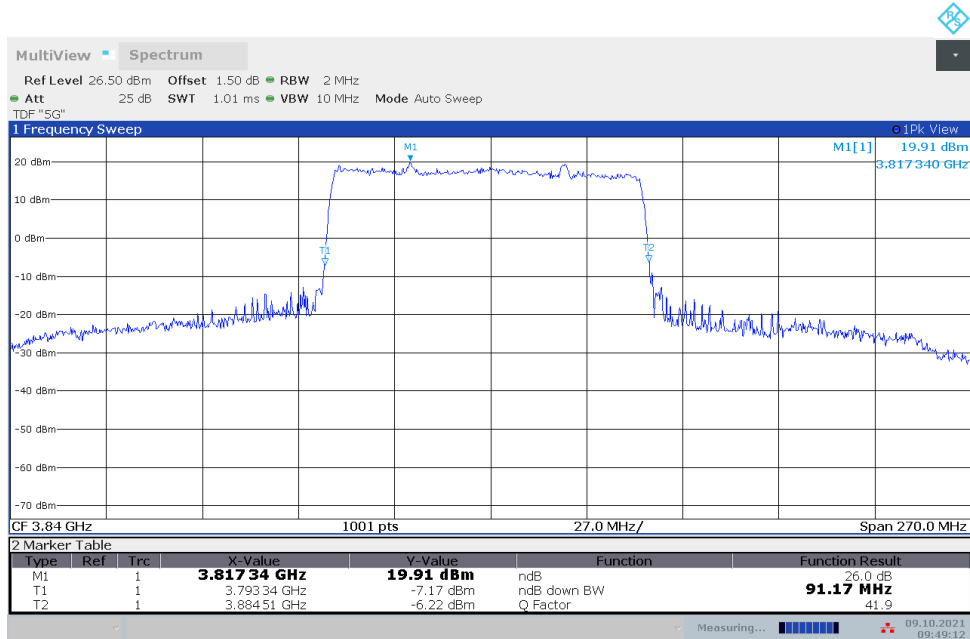
n77H,80MHz(-26dBc)

Frequency (MHz)	Emission Bandwidth (-26dBc) (MHz)	
	DFT-s-pi/2 BPSK	DFT-s-QPSK
3840	82.480	82.480

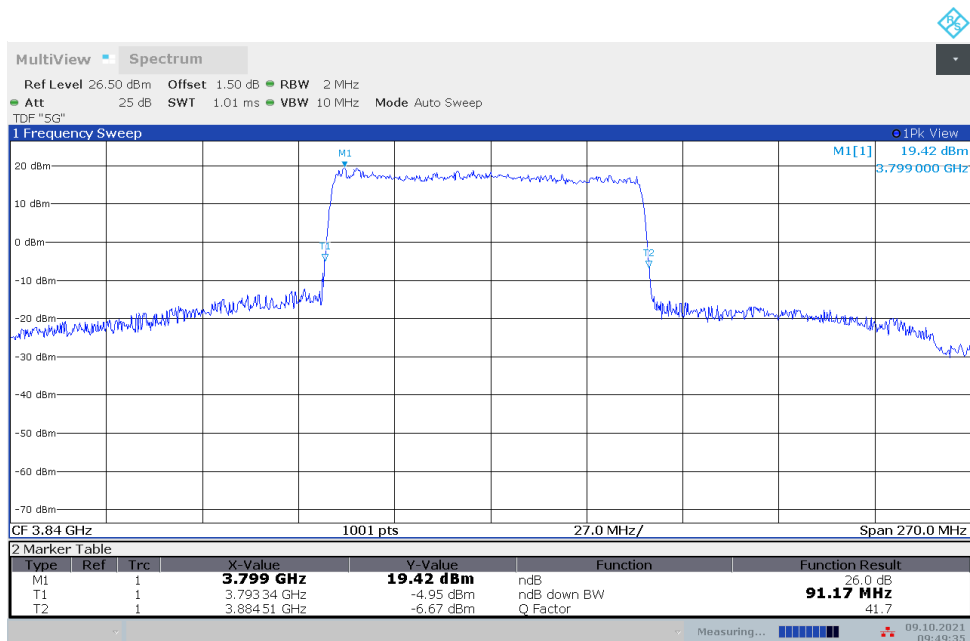
n77H,80MHz Bandwidth,DFT-s-pi/2 BPSK (-26dBc BW)

n77H,80MHz Bandwidth,DFT-s-QPSK (-26dBc BW)


n77H,90MHz(-26dBc)

Frequency (MHz)	Emission Bandwidth (-26dBc) (MHz)	
	DFT-s-pi/2 BPSK	DFT-s-QPSK
3840	91.170	91.170

n77H,90MHz Bandwidth,DFT-s-pi/2 BPSK (-26dBc BW)


Date: 9.OCT.2021 09:49:12

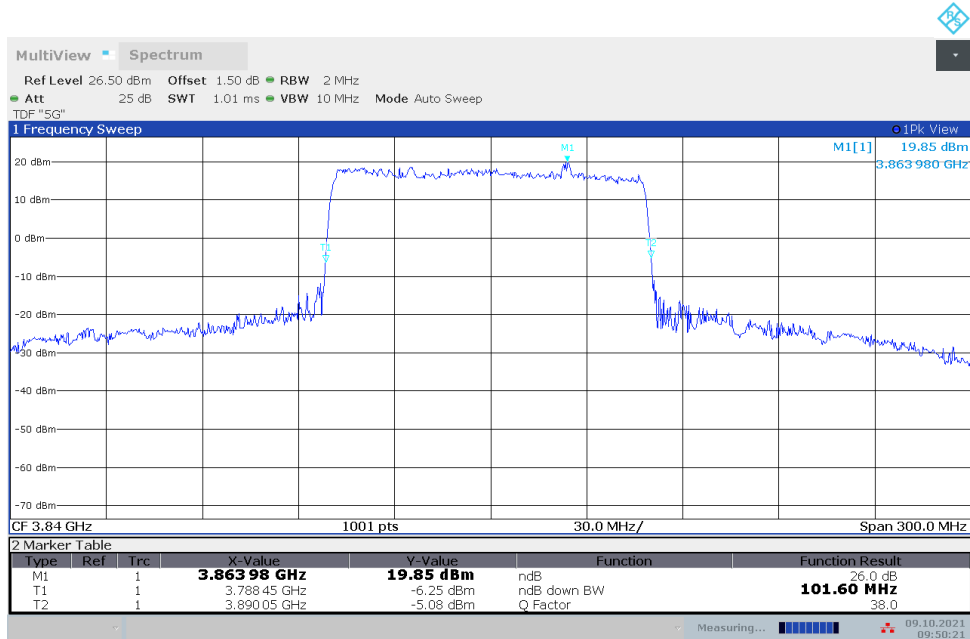
n77H,90MHz Bandwidth,DFT-s-QPSK (-26dBc BW)


Date: 9.OCT.2021 09:49:36

n77H,100MHz(-26dBc)

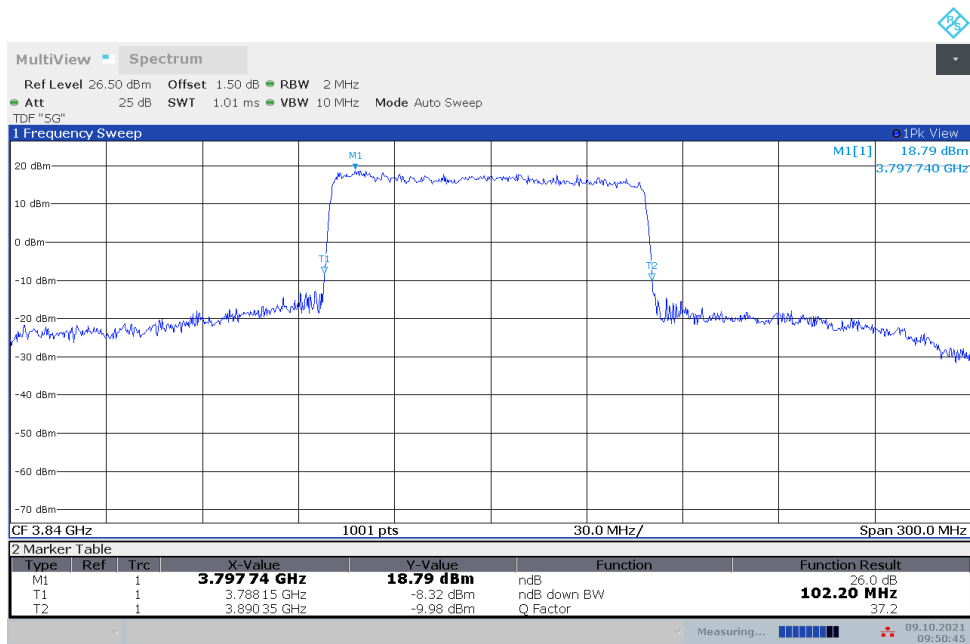
Frequency (MHz)	Emission Bandwidth (-26dBc) (MHz)	
	DFT-s-pi/2 BPSK	DFT-s-QPSK
3840	101.600	102.200

n77H,100MHz Bandwidth,DFT-s-pi/2 BPSK (-26dBc BW)



Date: 9.OCT.2021 09:50:21

n77H,100MHz Bandwidth,DFT-s-QPSK (-26dBc BW)



Date: 9.OCT.2021 09:50:45

A.6 Band Edge Compliance

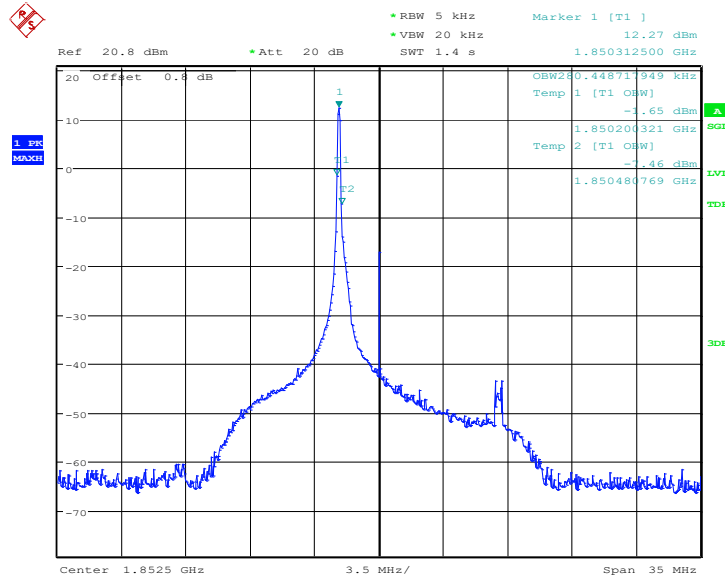
A.6.1 Measurement limit

Part 22.917, Part 24.238 and Part 27.53(h) specify that the power of any emission outside of the authorized operating frequency ranges must be attenuated below the transmitting power (P) by a factor of at least $43 + 10 \log(P)$ dB.

Part 27.53(m) specifies for mobile digital stations, the attenuation factor shall be not less than $40 + 10 \log(P)$ dB on all frequencies between the channel edge and 5 megahertz from the channel edge, $43 + 10 \log(P)$ dB on all frequencies between 5 megahertz and X megahertz from the channel edge, and $55 + 10 \log(P)$ dB on all frequencies more than X megahertz from the channel edge, where X is the greater of 6 megahertz or the actual emission bandwidth as defined in paragraph (m)(6) of this section. In addition, the attenuation factor shall not be less than $43 + 10 \log(P)$ dB on all frequencies between 2490.5 MHz and 2496 MHz and $55 + 10 \log(P)$ dB at or below 2490.5 MHz. Mobile Satellite Service licensees operating on frequencies below 2495 MHz may also submit a documented interference complaint against BRS licensees operating on channel BRS Channel 1 on the same terms and conditions as adjacent channel BRS or EBS licensees.

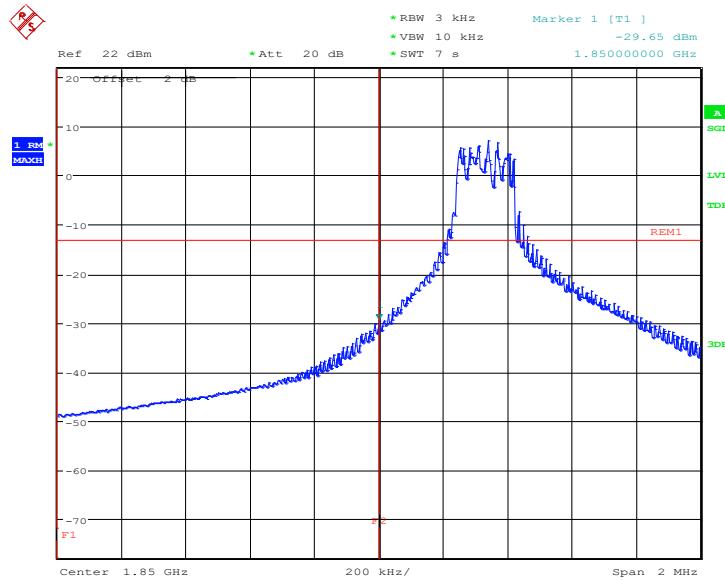
Part 27.53(g) states for operations in the 600 MHz band and the 698–746 MHz band, the power of any emission outside a licensee's frequency band(s) of operation shall be attenuated below the transmitter power (P) within the licensed band(s) of operation, measured in watts, by at least $43 + 10 \log(P)$ dB. Compliance with this provision is based on the use of measurement instrumentation employing a resolution bandwidth of 100 kilohertz or greater. However, in the 100 kilohertz bands immediately outside and adjacent to a licensee's frequency block, a resolution bandwidth of at least 30 kHz may be employed.

A.6.2 Measurement result
LTE Band 12+NR n25
OBW: 1RB-LOW_offset



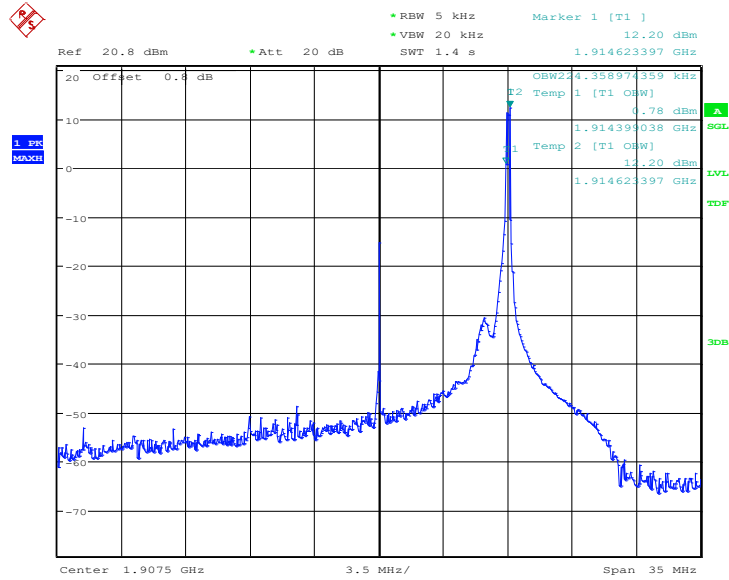
Date: 29.OCT.2021 19:53:22

LOW BAND EDGE BLOCK-1RB-LOW_offset



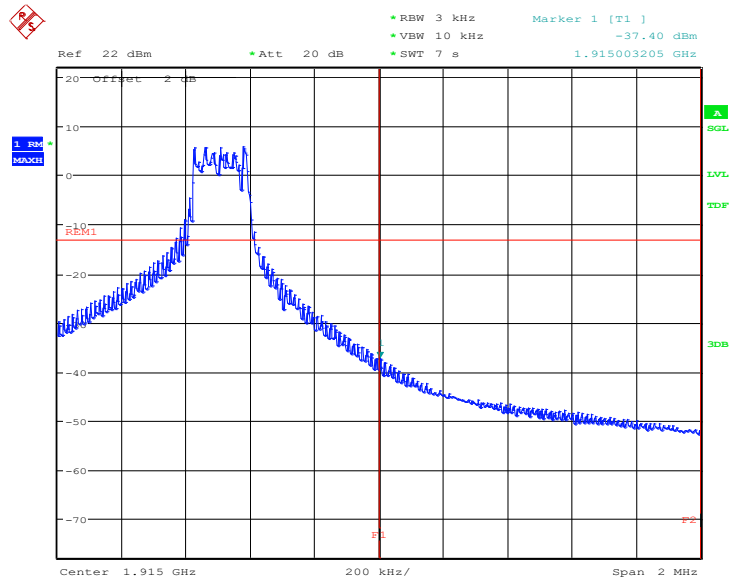
Date: 29.OCT.2021 19:53:41

OBW: 1RB-HIGH_offset



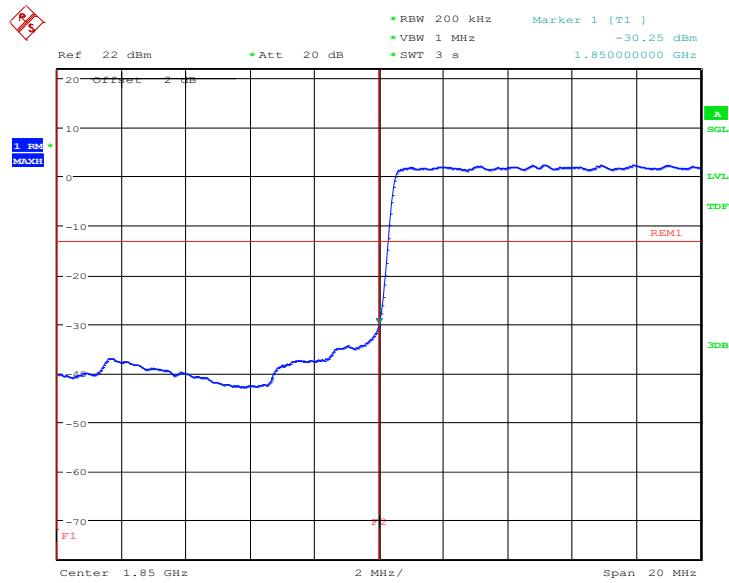
Date: 29.OCT.2021 19:55:11

HIGH BAND EDGE BLOCK-1RB-HIGH_offset



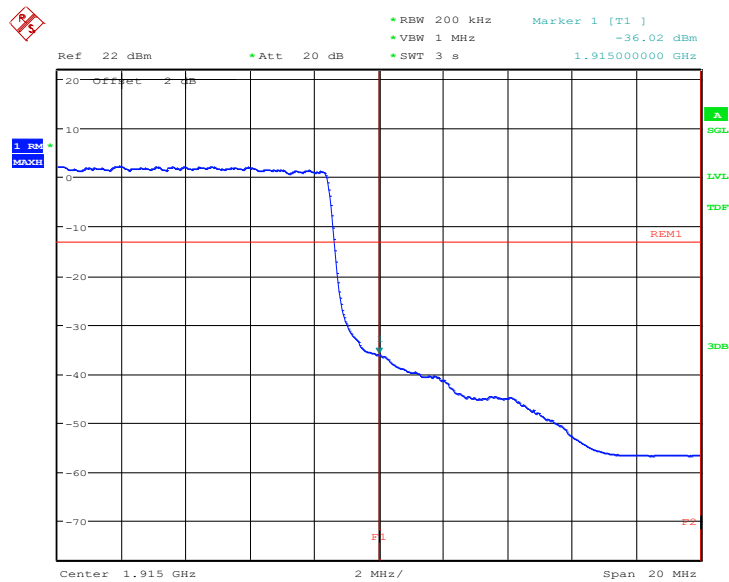
Date: 29.OCT.2021 19:55:31

LOW BAND EDGE BLOCK-20M-100%RB



Date: 29.OCT.2021 19:57:12

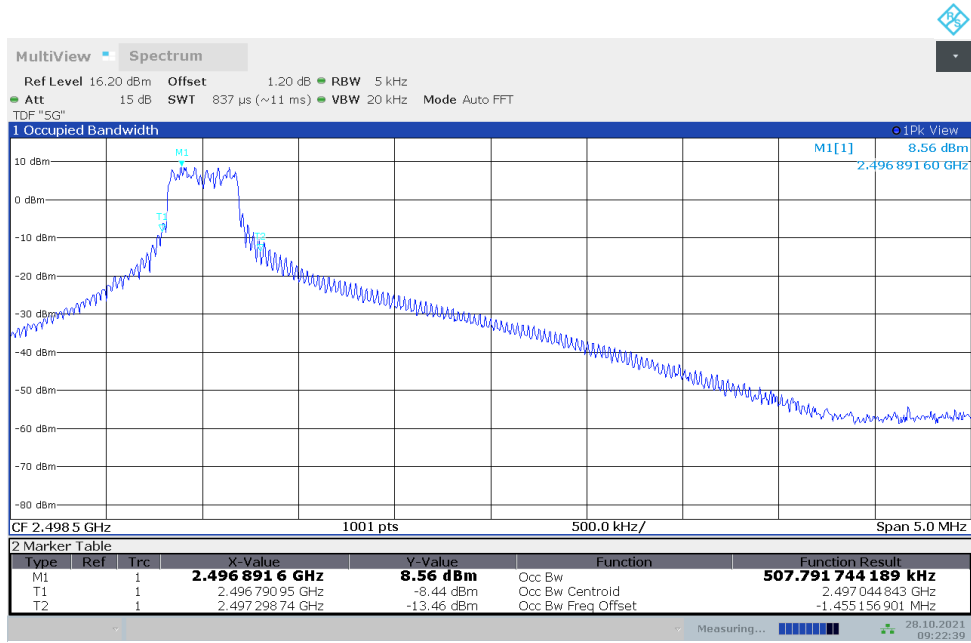
HIGH BAND EDGE BLOCK-20M-100%RB



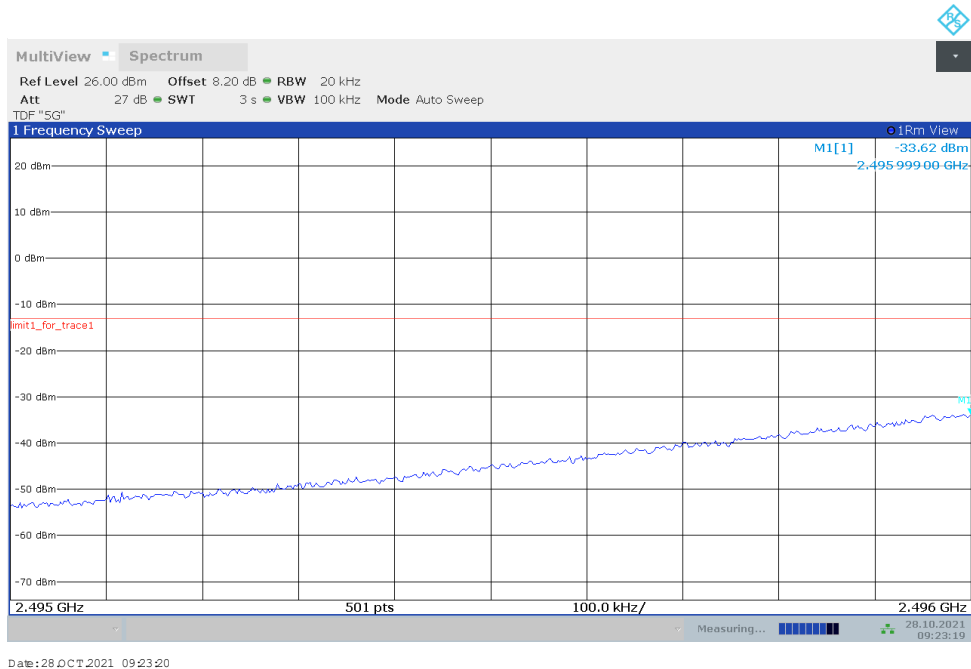
Date: 29.OCT.2021 19:58:46

NR n41

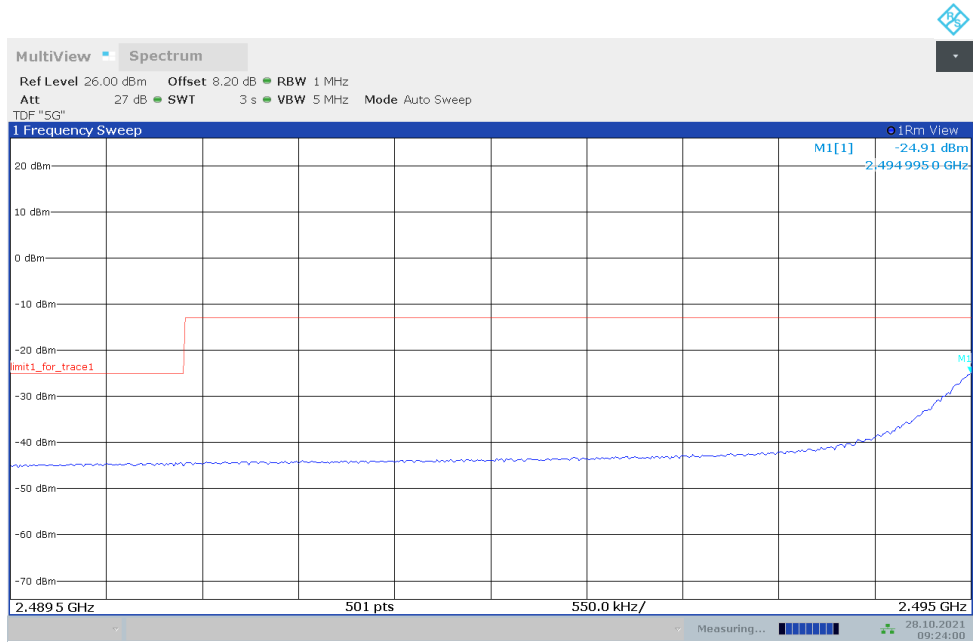
OBW: 1RB-LOW_offset



LOW BAND EDGE BLOCK-1RB-LOW_offset

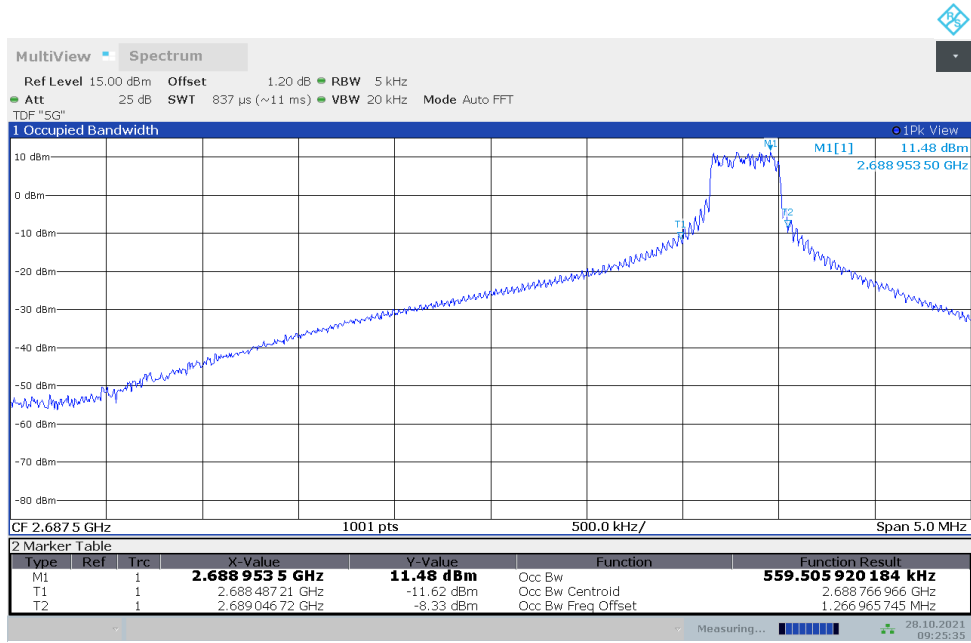


LOW BAND EDGE BLOCK-1RB-LOW_offset



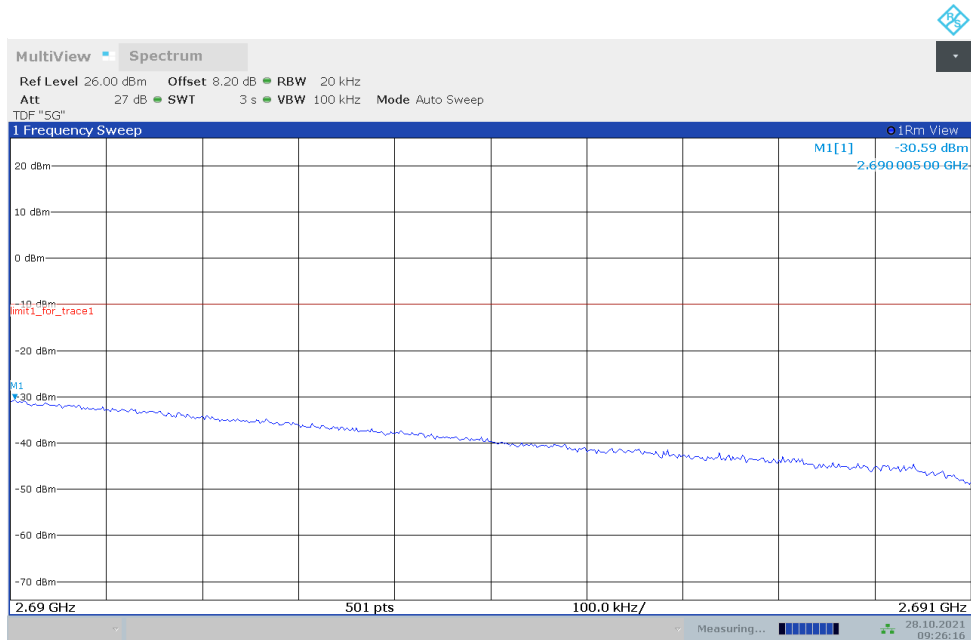
Date: 28.OCT.2021 09:24:00

OBW: 1RB-HIGH_offset



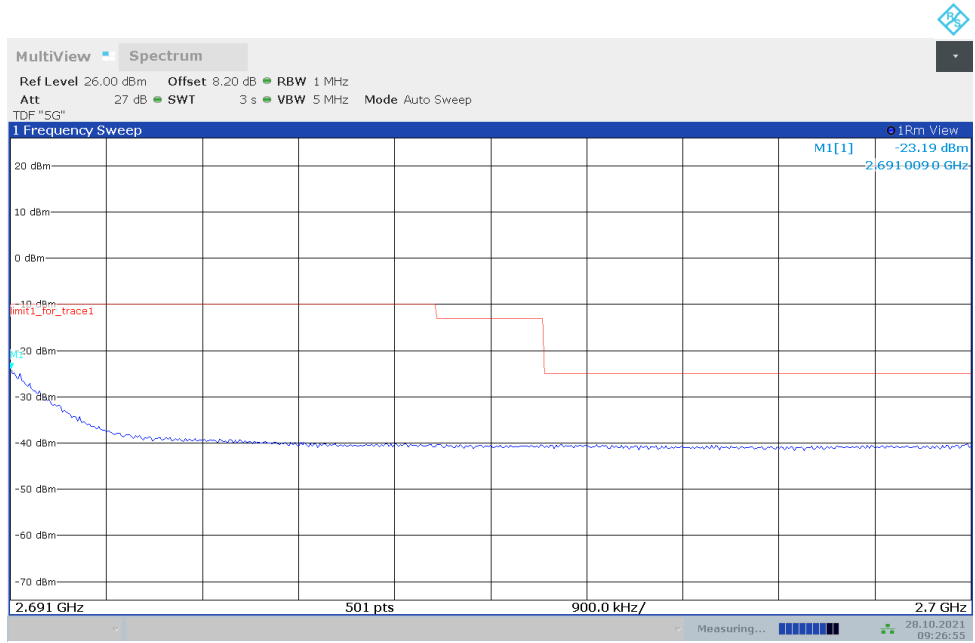
Date: 28.OCT.2021 09:25:35

HIGH BAND EDGE BLOCK-1RB-HIGH_offset



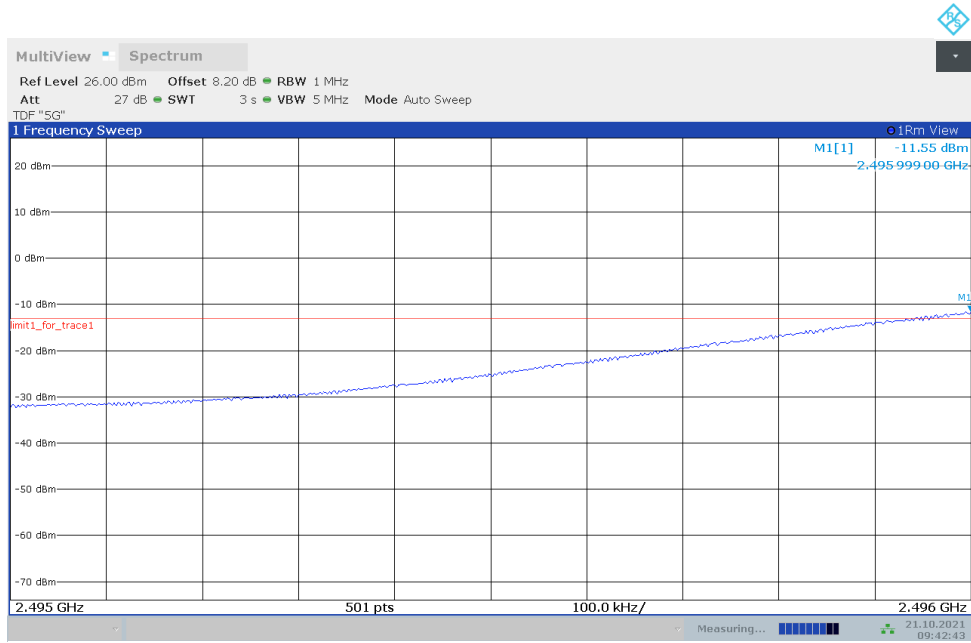
Date: 28.OCT.2021 09:26:16

HIGH BAND EDGE BLOCK-1RB-HIGH_offset



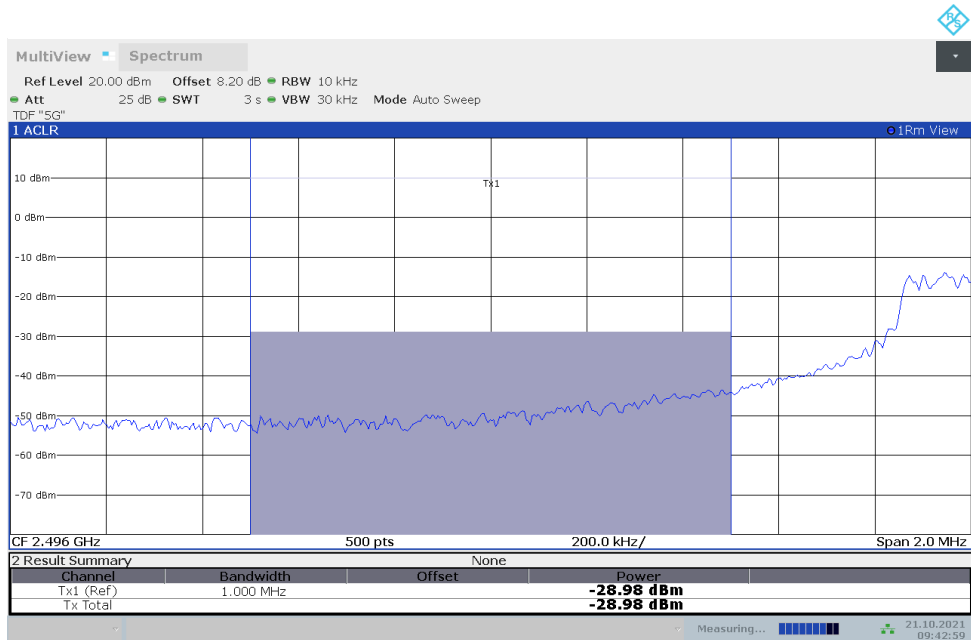
Date: 28.OCT.2021 09:26:56

LOW BAND EDGE BLOCK-100M-100%RB



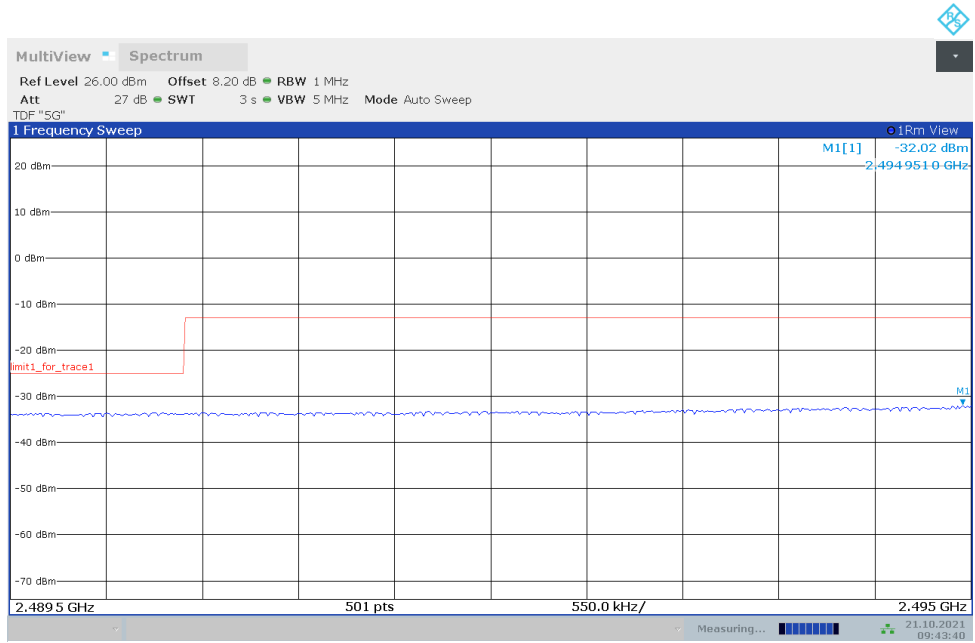
Date: 21.OCT.2021 09:42:43

Channel Power



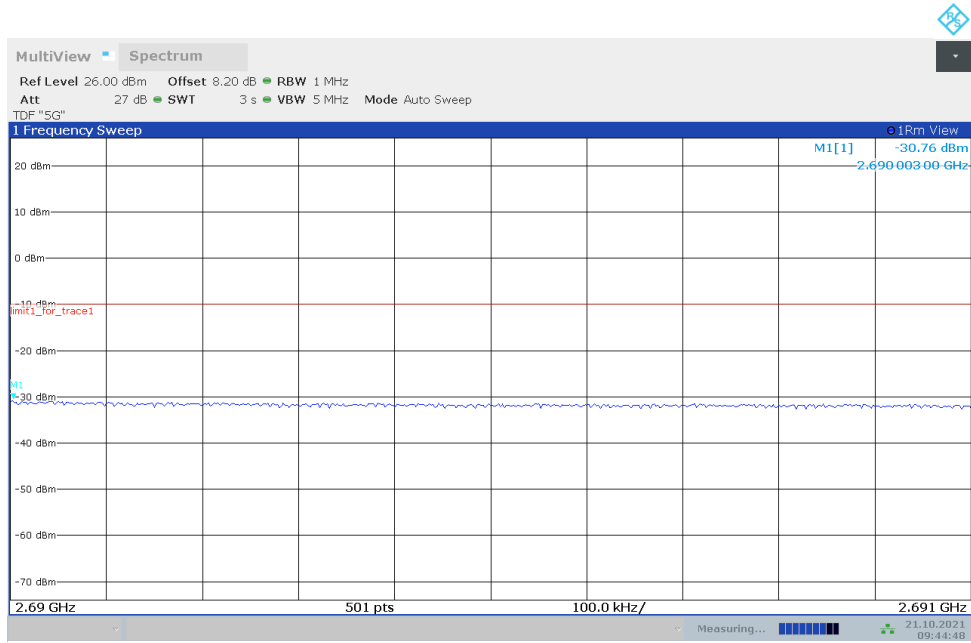
Date: 21.OCT.2021 09:43:00

LOW BAND EDGE BLOCK-100M-100%RB

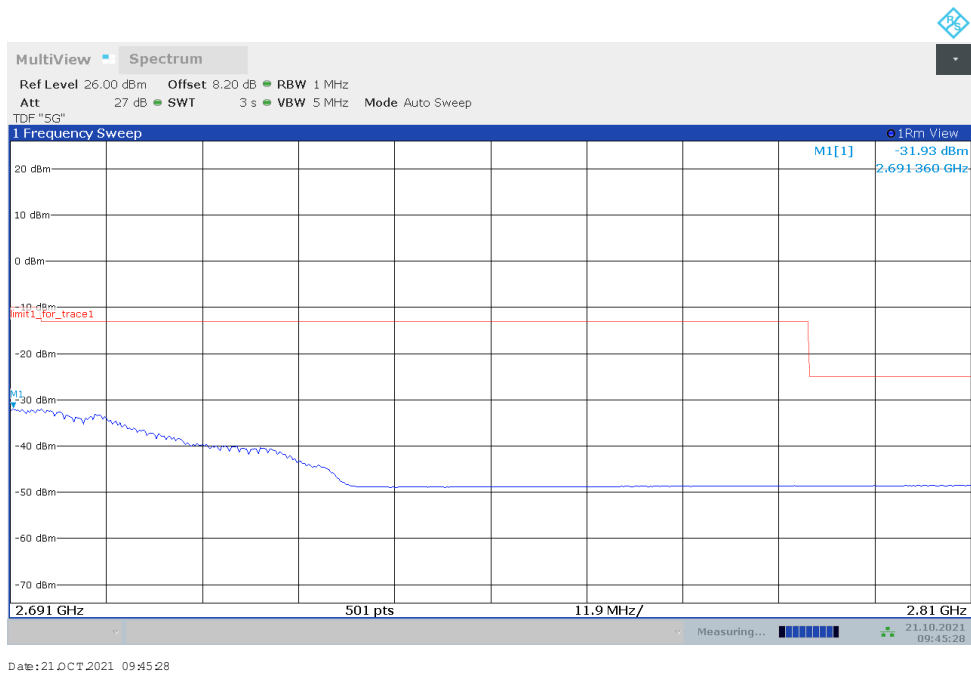


Date: 21.OCT.2021 09:43:40

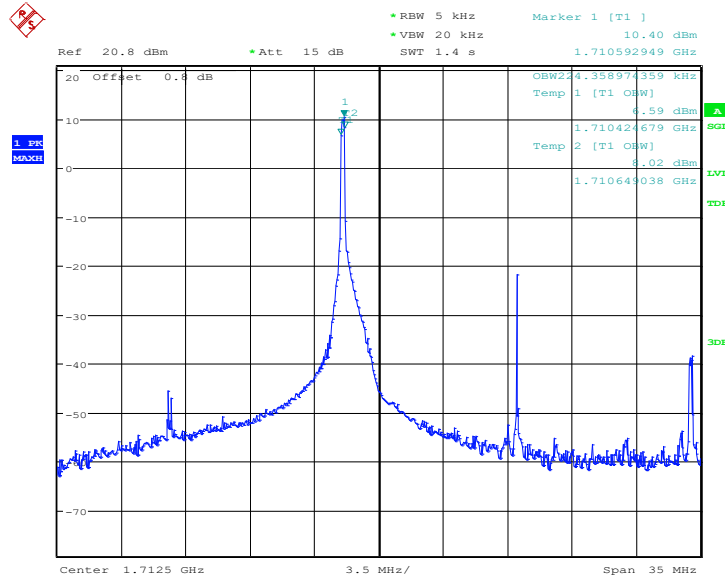
HIGH BAND EDGE BLOCK-100M-100%RB



HIGH BAND EDGE BLOCK-100M-100%RB

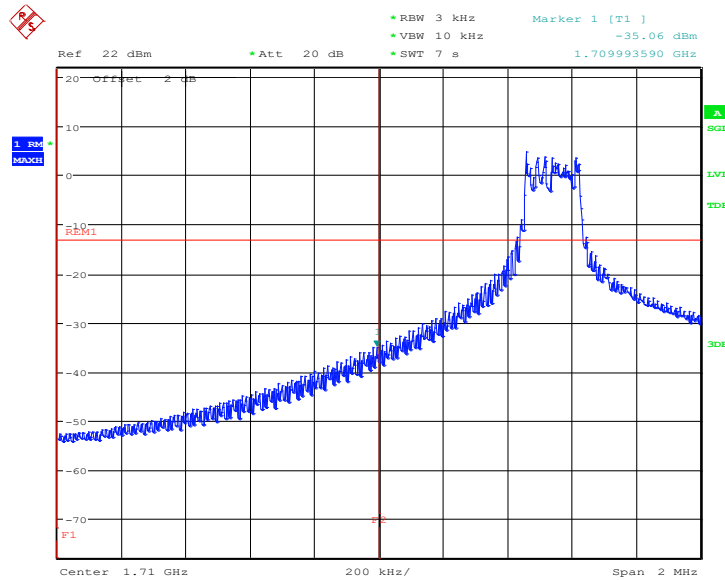


LTE Band 12+NR n66
OBW: 1RB-LOW_offset



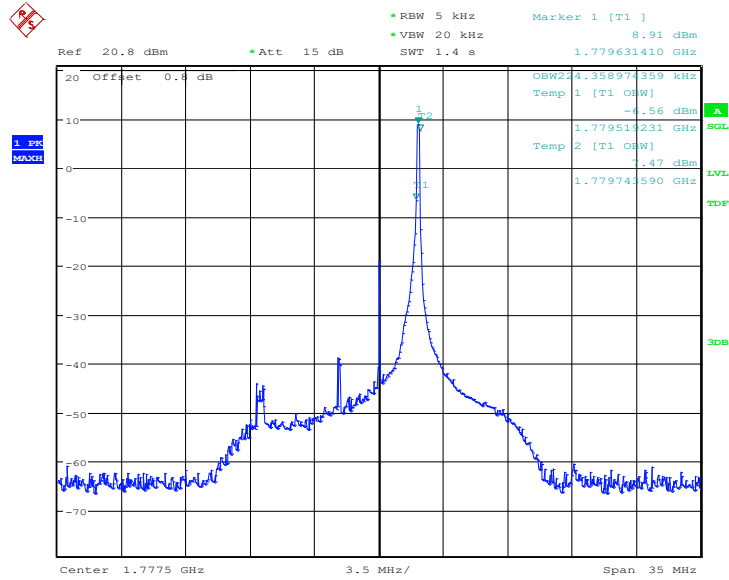
Date: 30.OCT.2021 08:12:56

LOW BAND EDGE BLOCK-1RB-LOW_offset



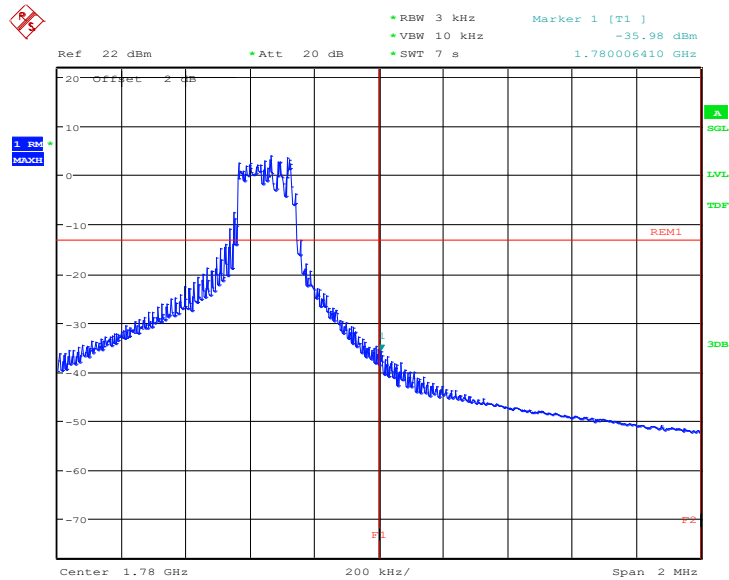
Date: 30.OCT.2021 08:13:16

OBW: 1RB-HIGH_offset



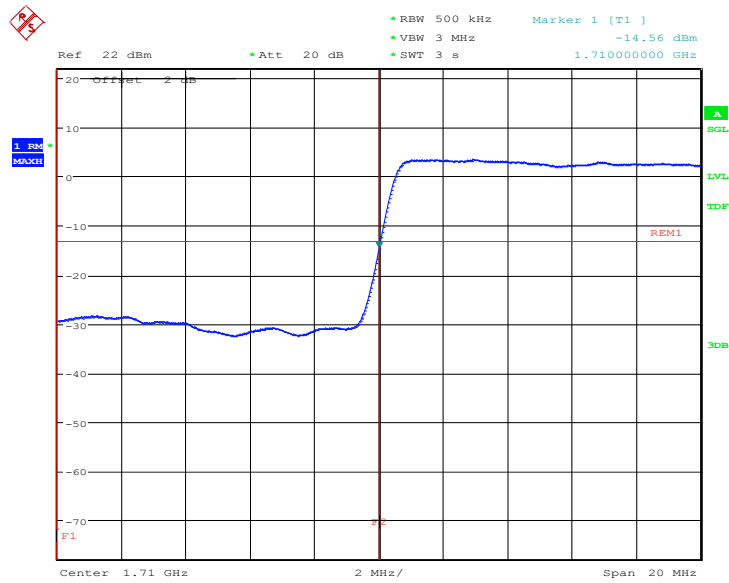
Date: 30.OCT.2021 08:14:39

HIGH BAND EDGE BLOCK-1RB-HIGH_offset



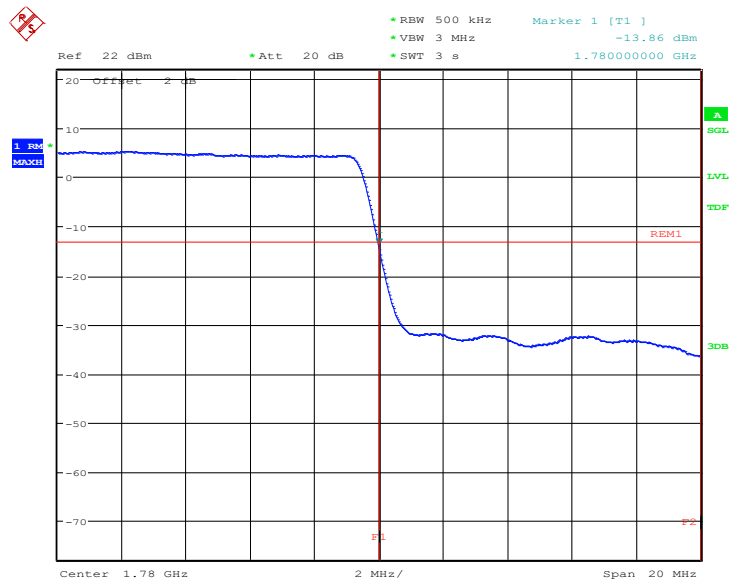
Date: 30.OCT.2021 08:14:58

LOW BAND EDGE BLOCK-40M-100%RB



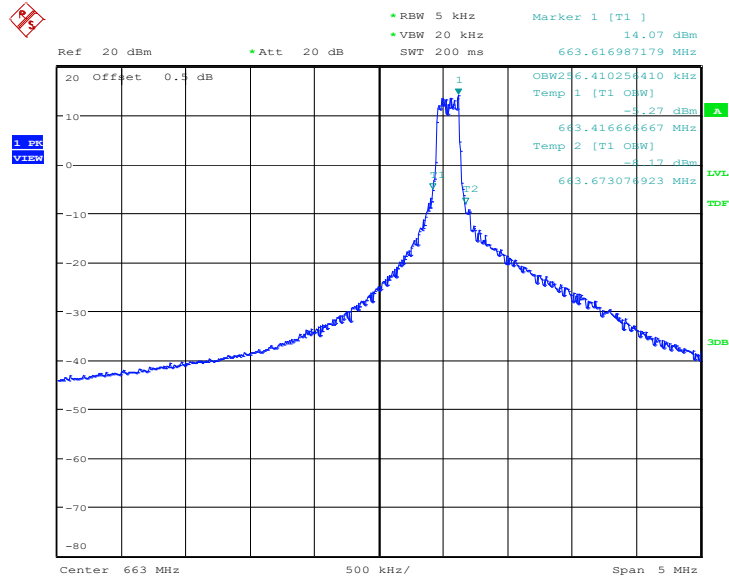
Date: 30.OCT.2021 08:16:42

HIGH BAND EDGE BLOCK-40M-100%RB



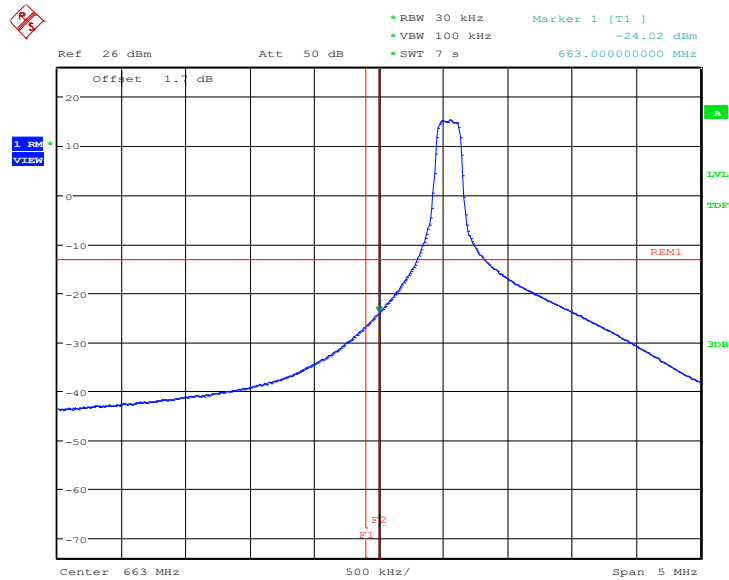
Date: 30.OCT.2021 08:18:21

LTE Band 66+NR n71
OBW: 1RB-LOW_offset



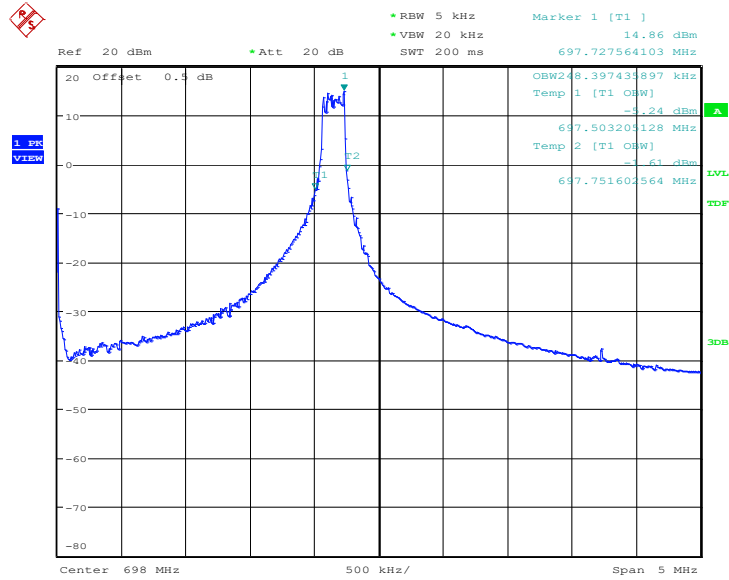
Date: 30.OCT.2021 08:42:26

LOW BAND EDGE BLOCK-1RB-LOW_offset



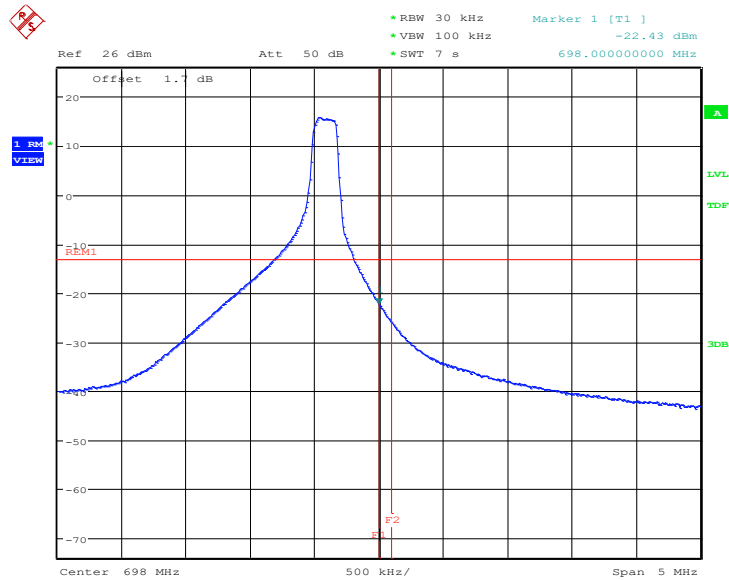
Date: 30.OCT.2021 08:43:06

OBW: 1RB-HIGH_offset



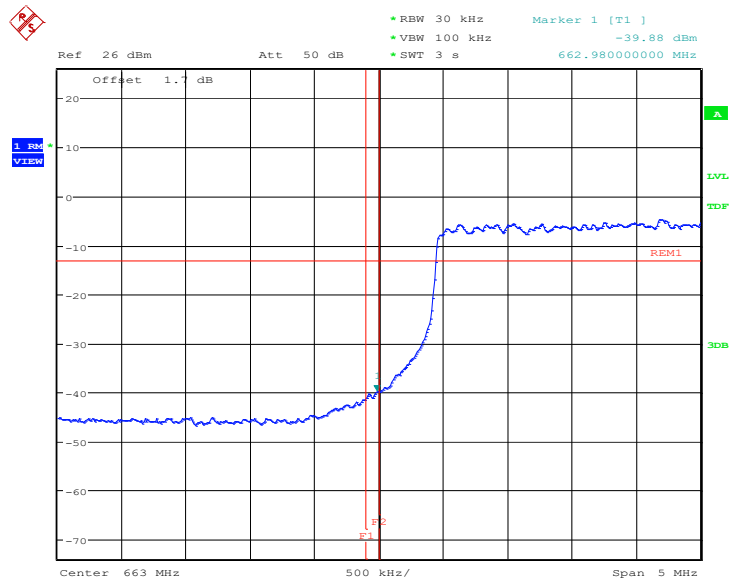
Date: 30.OCT.2021 08:51:12

HIGH BAND EDGE BLOCK-1RB-HIGH_offset



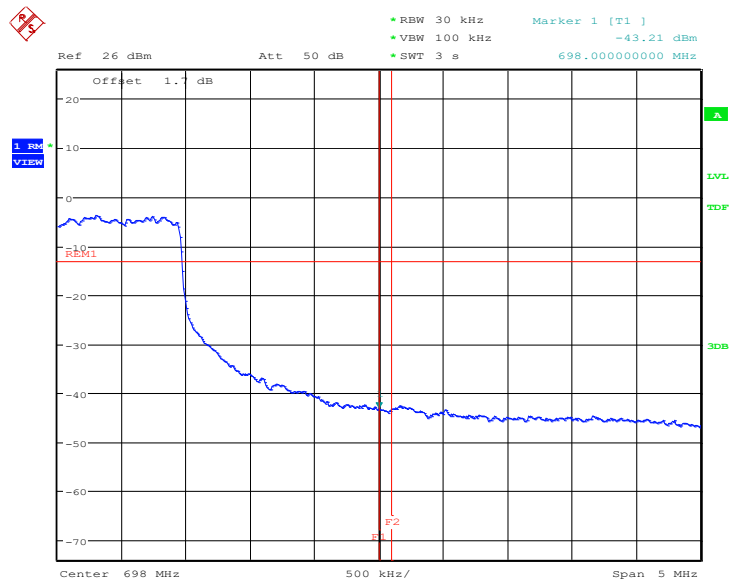
Date: 30.OCT.2021 08:57:33

LOW BAND EDGE BLOCK-20M-100%RB



Date: 30.OCT.2021 08:38:27

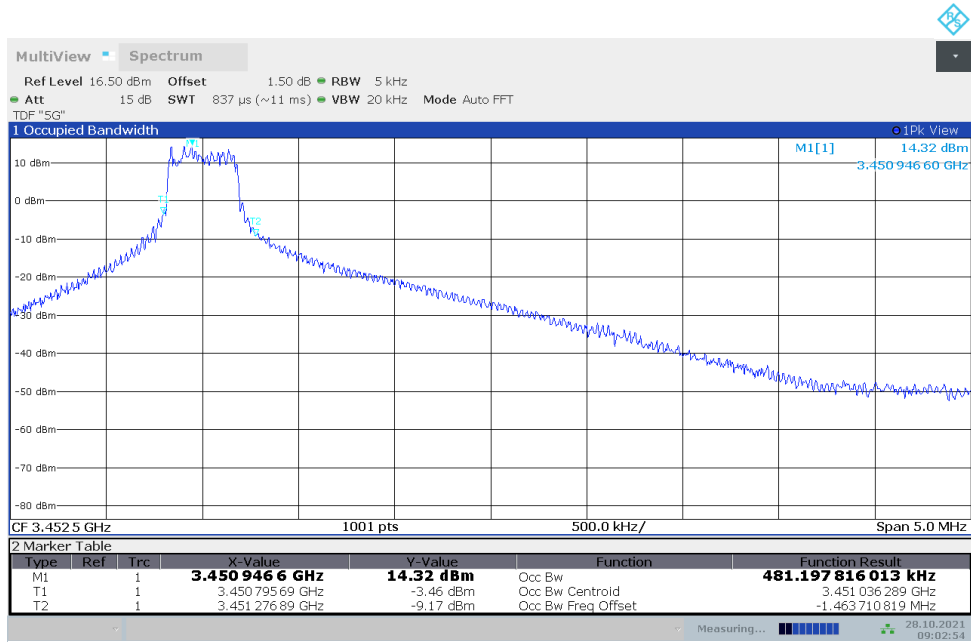
HIGH BAND EDGE BLOCK-20M-100%RB



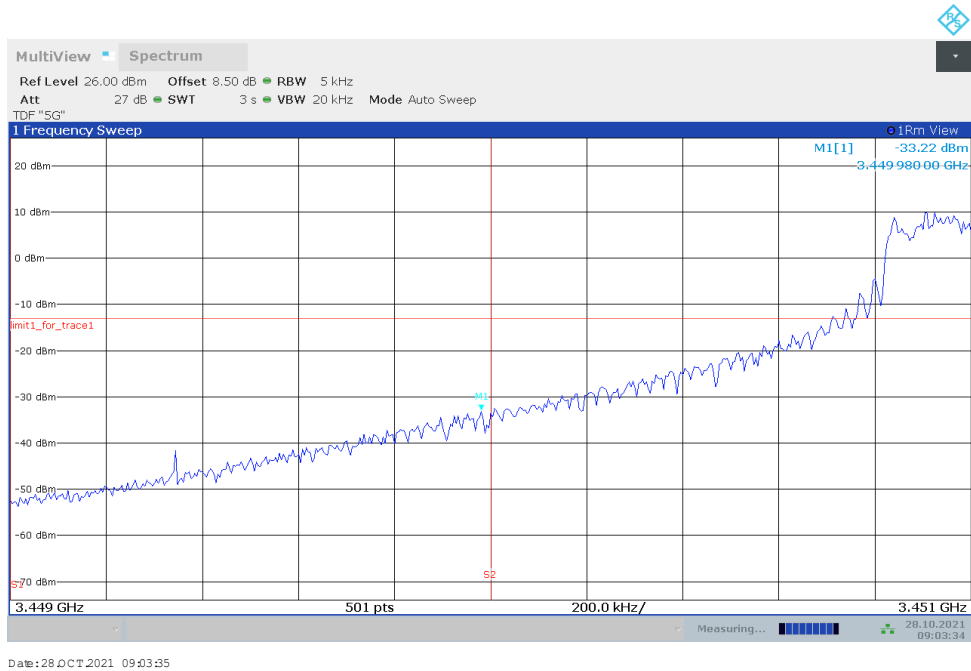
Date: 30.OCT.2021 08:40:25

NR n77L

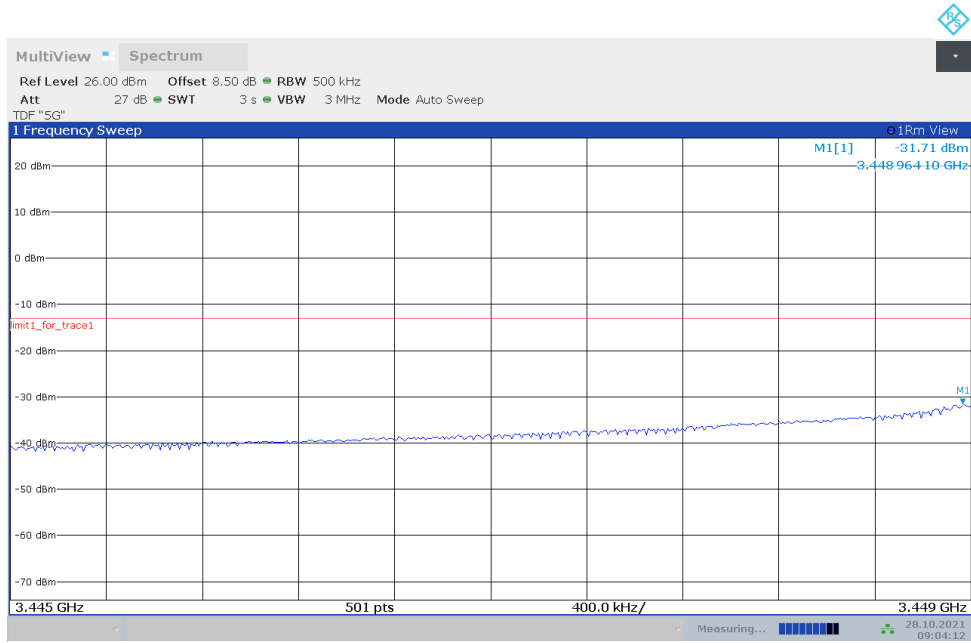
OBW: 1RB-LOW_offset



LOW BAND EDGE BLOCK-1RB-LOW_offset

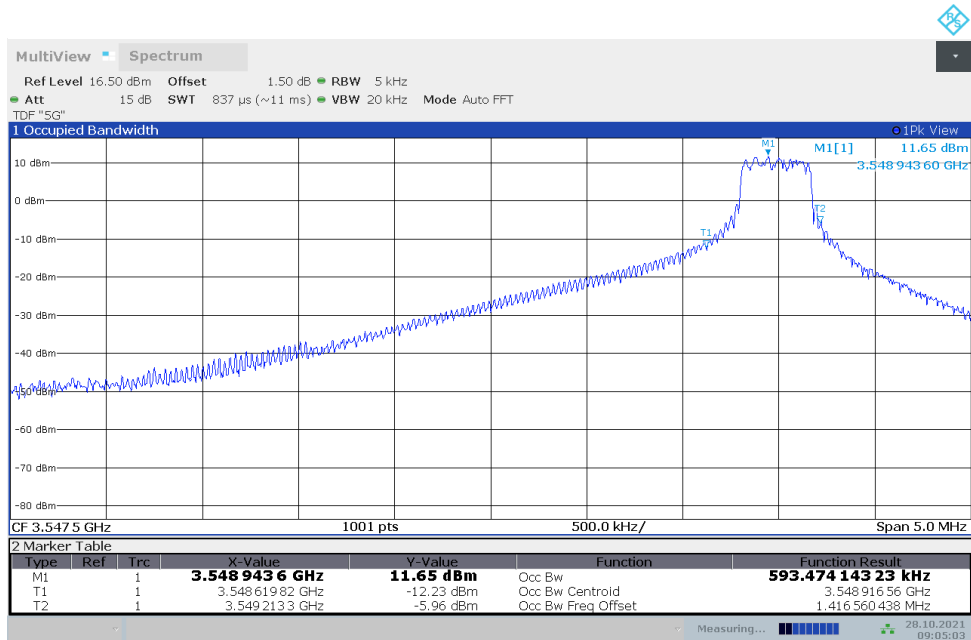


LOW BAND EDGE BLOCK-1RB-LOW_offset



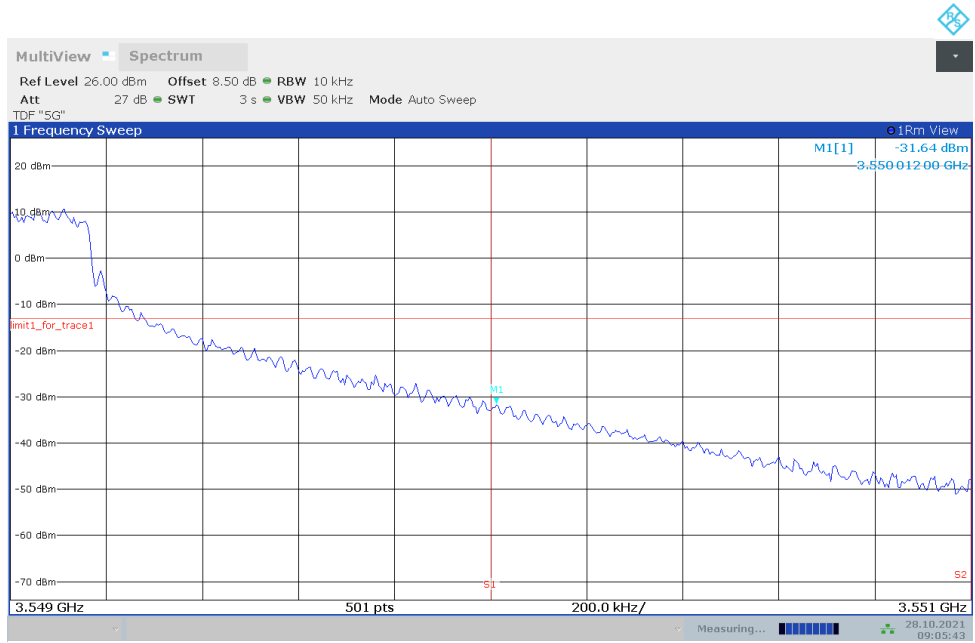
Date: 28.OCT.2021 09:04:13

OBW: 1RB-HIGH_offset



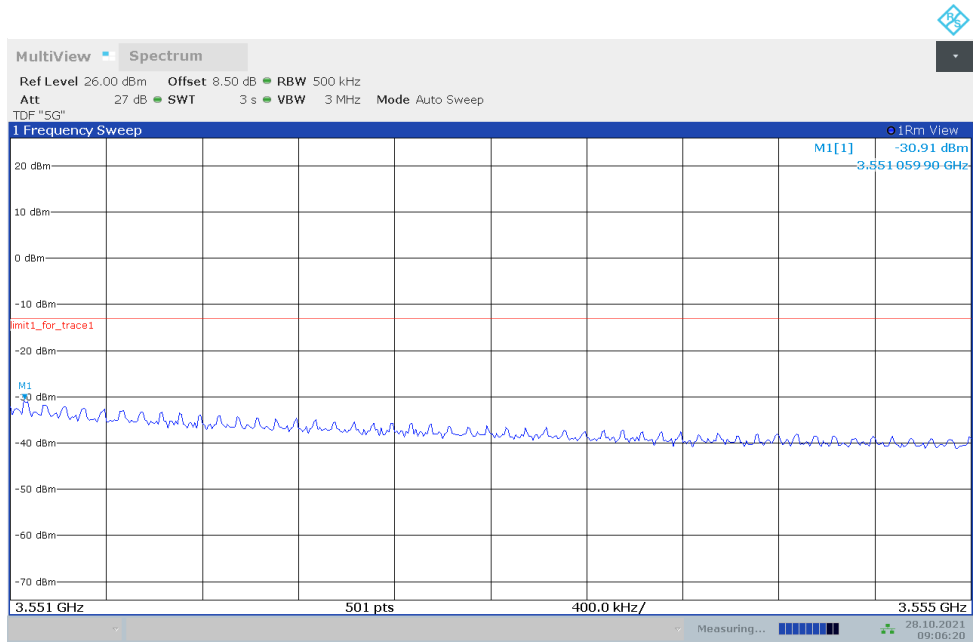
Date: 28.OCT.2021 09:05:03

HIGH BAND EDGE BLOCK-1RB-HIGH_offset



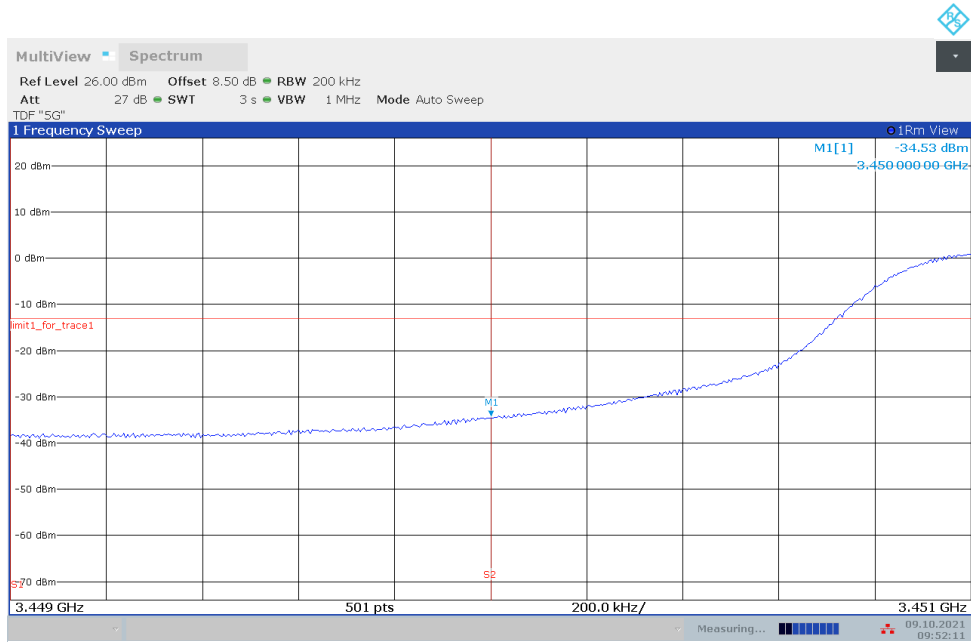
Date: 28.OCT.2021 09:05:43

HIGH BAND EDGE BLOCK-1RB-HIGH_offset



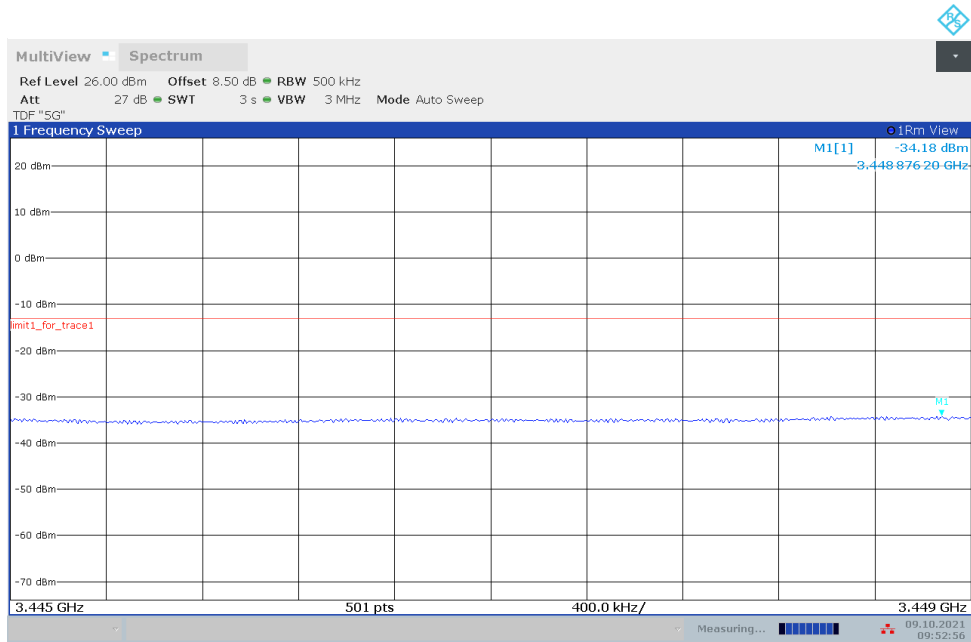
Date: 28.OCT.2021 09:06:21

LOW BAND EDGE BLOCK-90M-100%RB



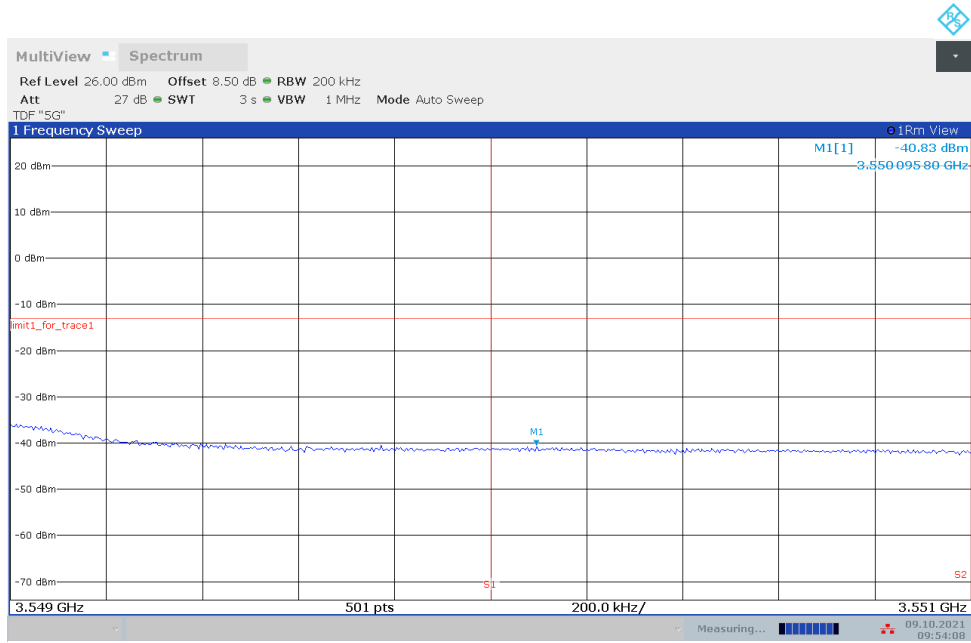
Date: 9.OCT.2021 09:52:11

LOW BAND EDGE BLOCK-90M-100%RB



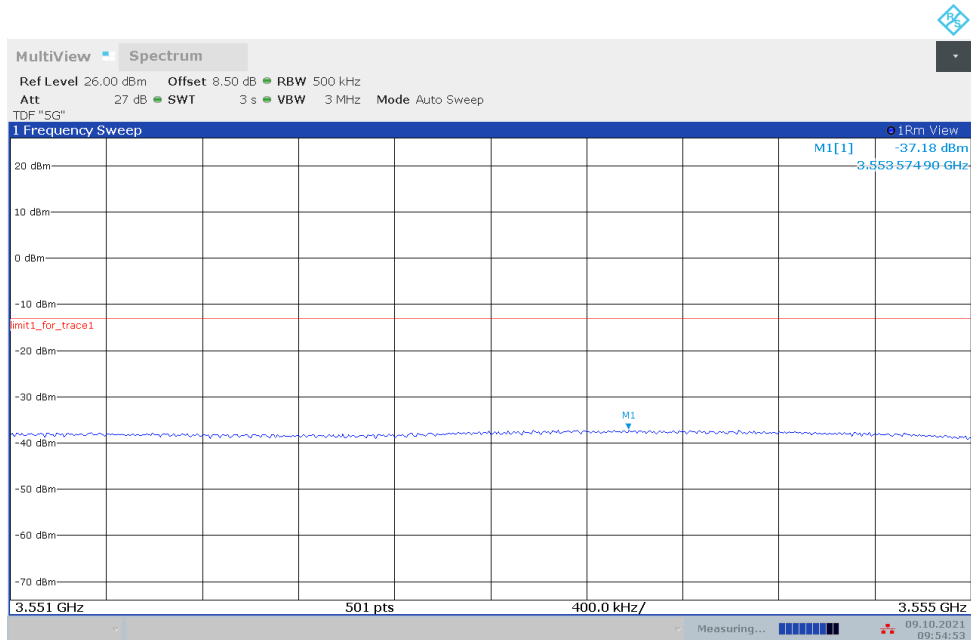
Date: 9.OCT.2021 09:52:56

HIGH BAND EDGE BLOCK-90M-100%RB



Date: 9.OCT.2021 09:54:08

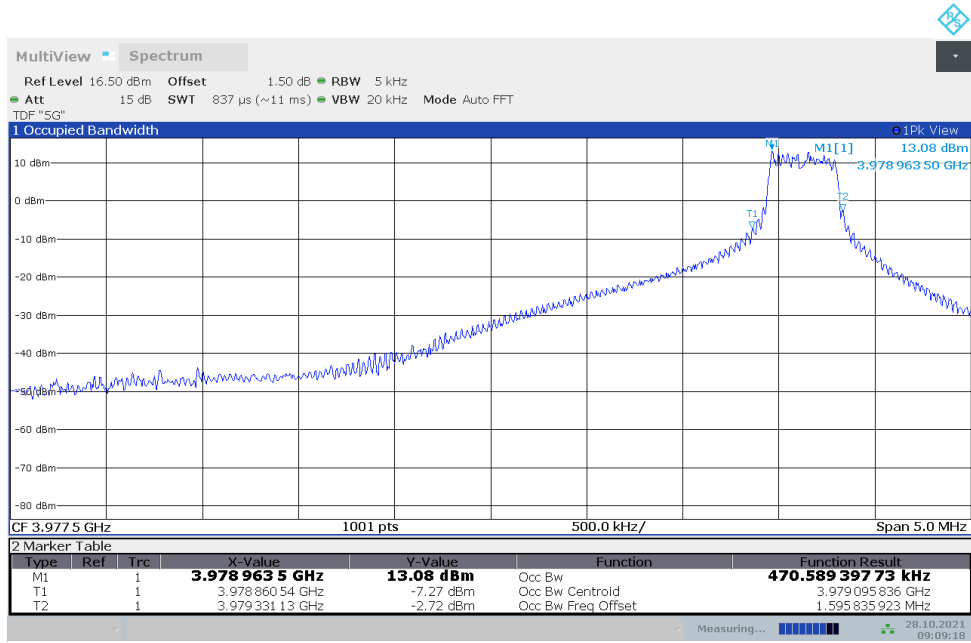
HIGH BAND EDGE BLOCK-90M-100%RB



Date: 9.OCT.2021 09:54:53

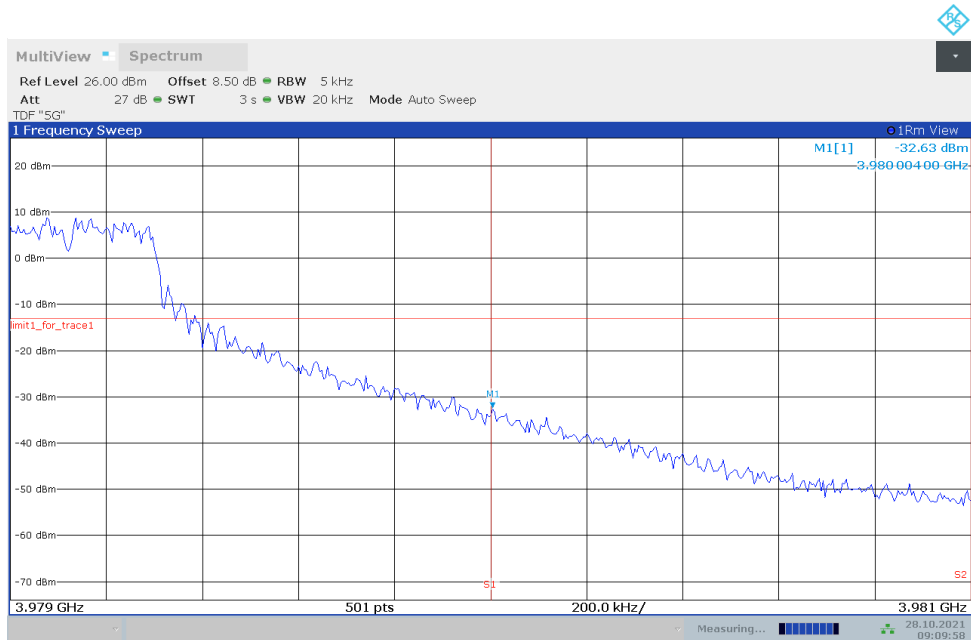
NR n77H

OBW: 1RB-HIGH_offset



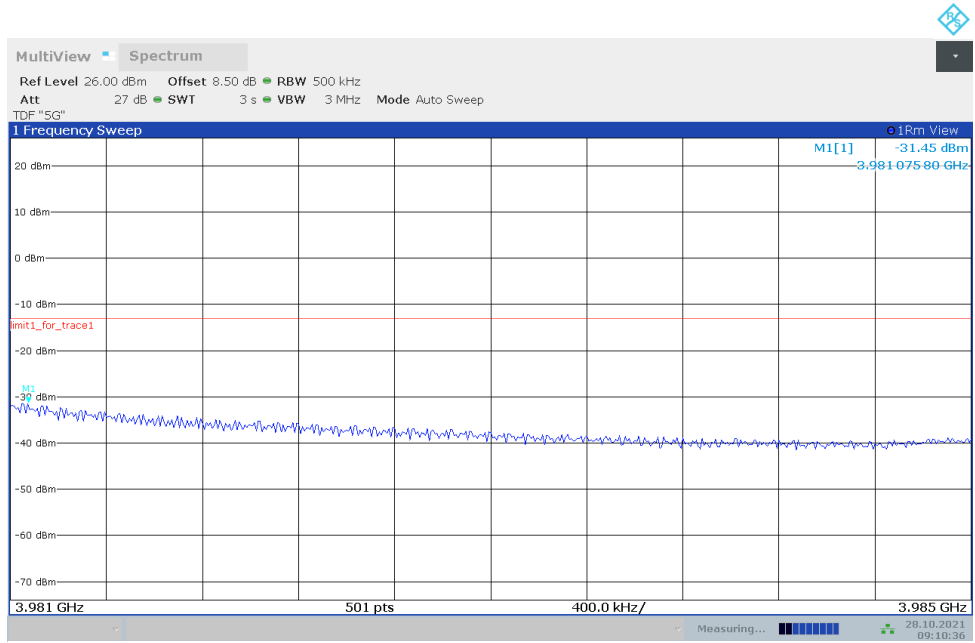
Date: 28.OCT.2021 09:09:18

HIGH BAND EDGE BLOCK-1RB-HIGH_offset



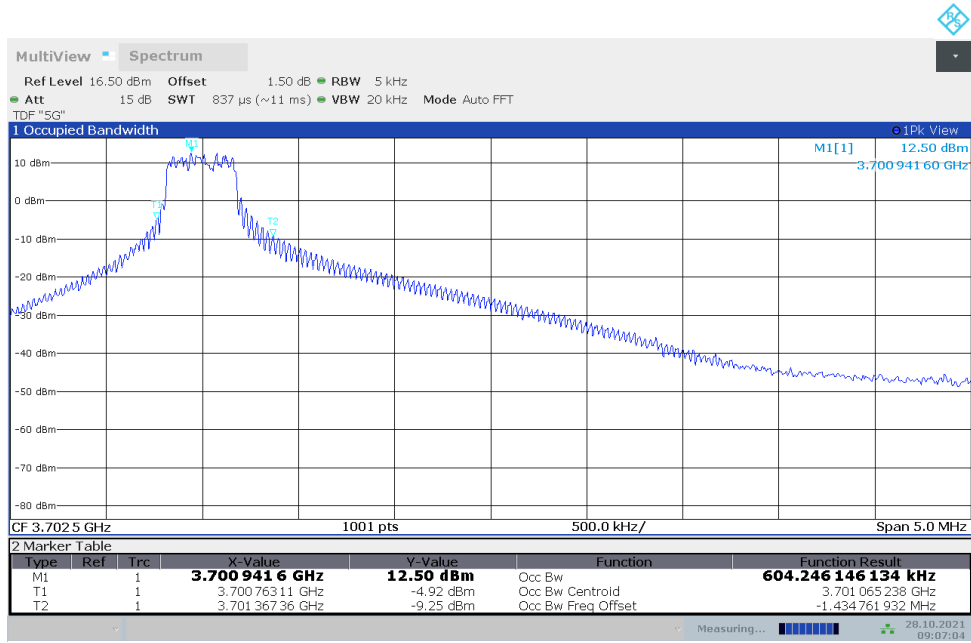
Date: 28.OCT.2021 09:09:58

HIGH BAND EDGE BLOCK-1RB-HIGH_offset

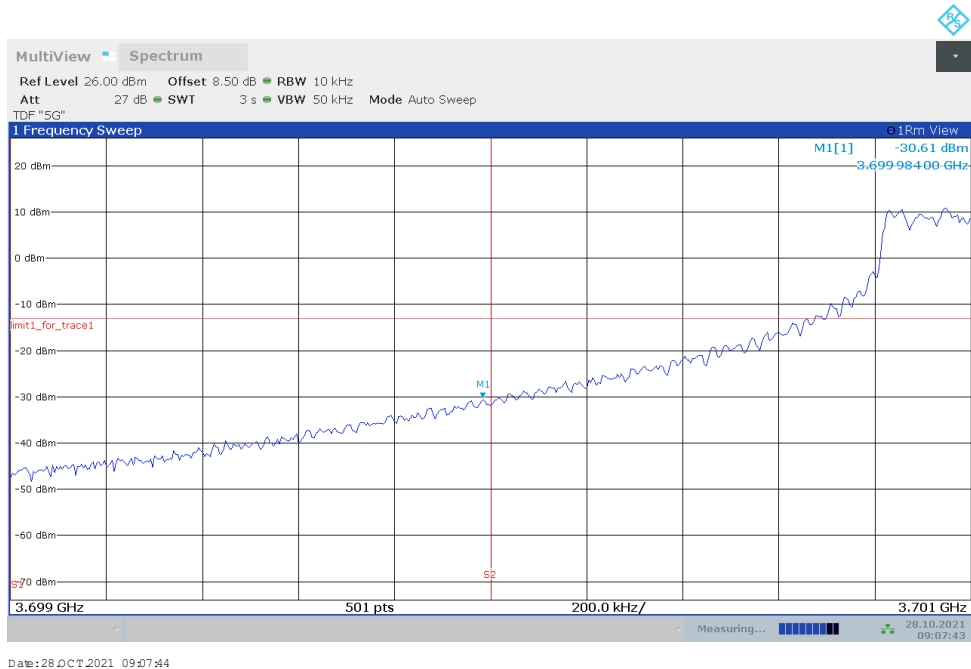


Date: 28.OCT.2021 09:10:36

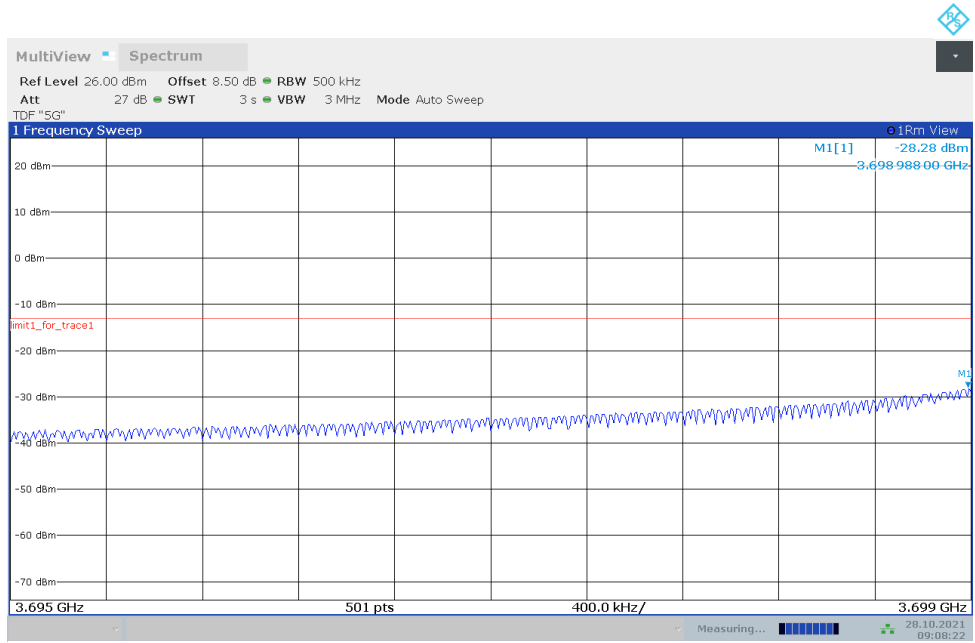
OBW: 1RB-LOW_offset



LOW BAND EDGE BLOCK-1RB-LOW_offset

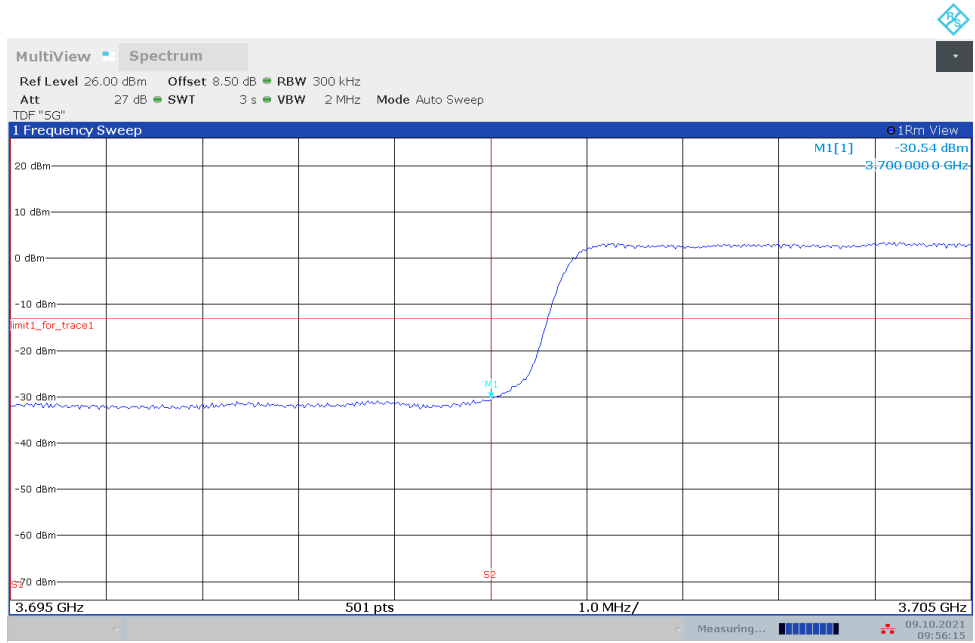


LOW BAND EDGE BLOCK-1RB-LOW_offset



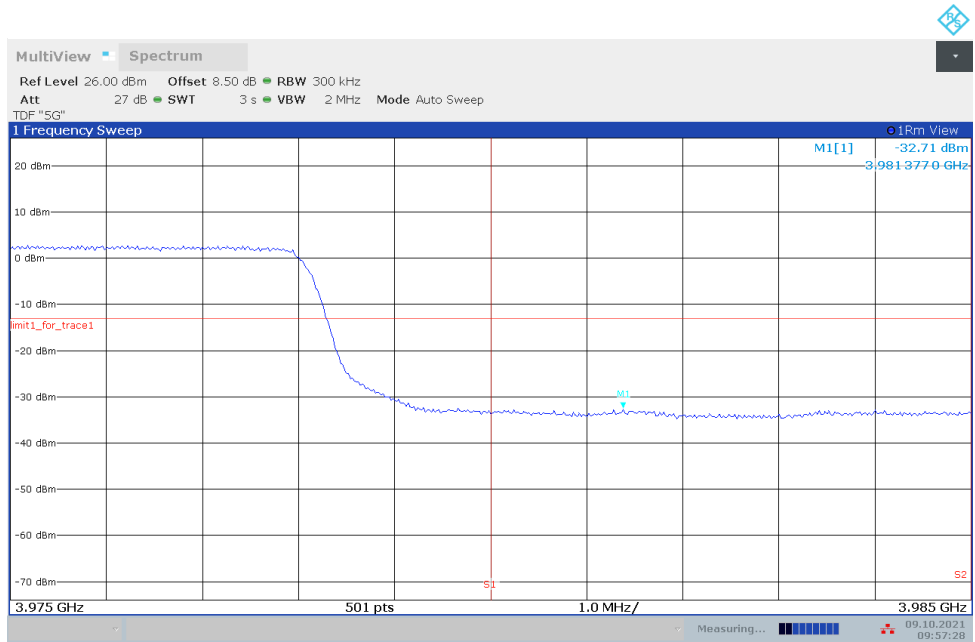
Date: 28.OCT.2021 09:08:22

LOW BAND EDGE BLOCK-100M-100%RB



Date: 9.OCT.2021 09:56:15

HIGH BAND EDGE BLOCK-100M-100%RB



Date: 9.OCT.2021 09:57:28

A.7 Conducted Spurious Emission

A.7.1 Measurement Method

The following steps outline the procedure used to measure the conducted emissions from the EUT.

1. In measuring unwanted emissions, the spectrum shall be investigated from 30 MHz or the lowest radio frequency signal generated in the equipment, whichever is lower, without going below 9 kHz, up to at least the frequency given below:
 - (a) If the equipment operates below 10 GHz: to the tenth harmonic of the highest fundamental frequency or to 40 GHz, whichever is lower.
 - (b) If the equipment operates at or above 10 GHz: to the fifth harmonic of the highest fundamental frequency or to 100 GHz, whichever is lower.
2. Determine EUT transmit frequencies: below outlines the band edge frequencies pertinent to conducted emissions testing.
3. The number of sweep points of spectrum analyzer is set to 30001 which is greater than span/RBW.

A. 7.2 Measurement Limit

Part 22.917, Part 24.238 and Part 27.53(h) specify that the power of any emission outside of the authorized operating frequency ranges must be attenuated below the transmitting power (P) by a factor of at least $43 + 10 \log(P)$ dB.

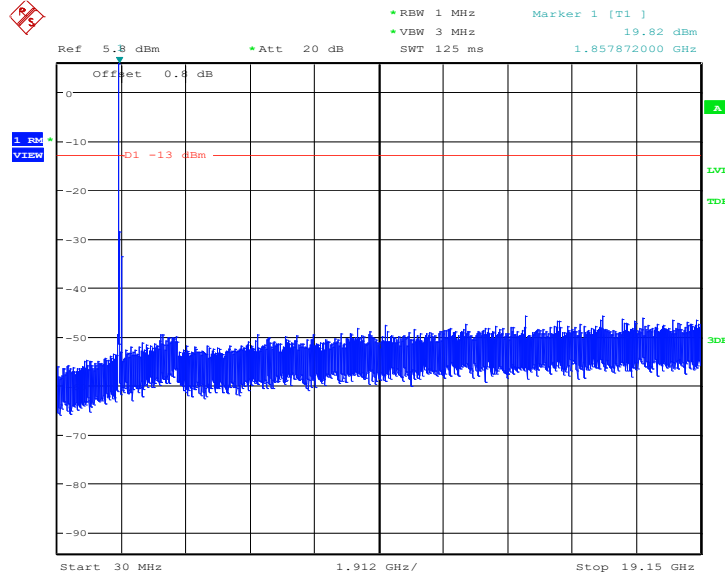
Part 27.53(m) specifies for mobile digital stations, the attenuation factor shall be not less than $40 + 10 \log(P)$ dB on all frequencies between the channel edge and 5 megahertz from the channel edge, $43 + 10 \log(P)$ dB on all frequencies between 5 megahertz and X megahertz from the channel edge, and $55 + 10 \log(P)$ dB on all frequencies more than X megahertz from the channel edge, where X is the greater of 6 megahertz or the actual emission bandwidth as defined in paragraph (m)(6) of this section. In addition, the attenuation factor shall not be less than $43 + 10 \log(P)$ dB on all frequencies between 2490.5 MHz and 2496 MHz and $55 + 10 \log(P)$ dB at or below 2490.5 MHz. Mobile Satellite Service licensees operating on frequencies below 2495 MHz may also submit a documented interference complaint against BRS licensees operating on channel BRS Channel 1 on the same terms and conditions as adjacent channel BRS or EBS licensees.

Part 27.53(g) states for operations in the 600 MHz band and the 698–746 MHz band, the power of any emission outside a licensee's frequency band(s) of operation shall be attenuated below the transmitter power (P) within the licensed band(s) of operation, measured in watts, by at least $43 + 10 \log(P)$ dB. Compliance with this provision is based on the use of measurement instrumentation employing a resolution bandwidth of 100 kilohertz or greater. However, in the 100 kilohertz bands immediately outside and adjacent to a licensee's frequency block, a resolution bandwidth of at least 30 kHz may be employed.

A. 7.3 Measurement result

LTE Band 12+NR n25

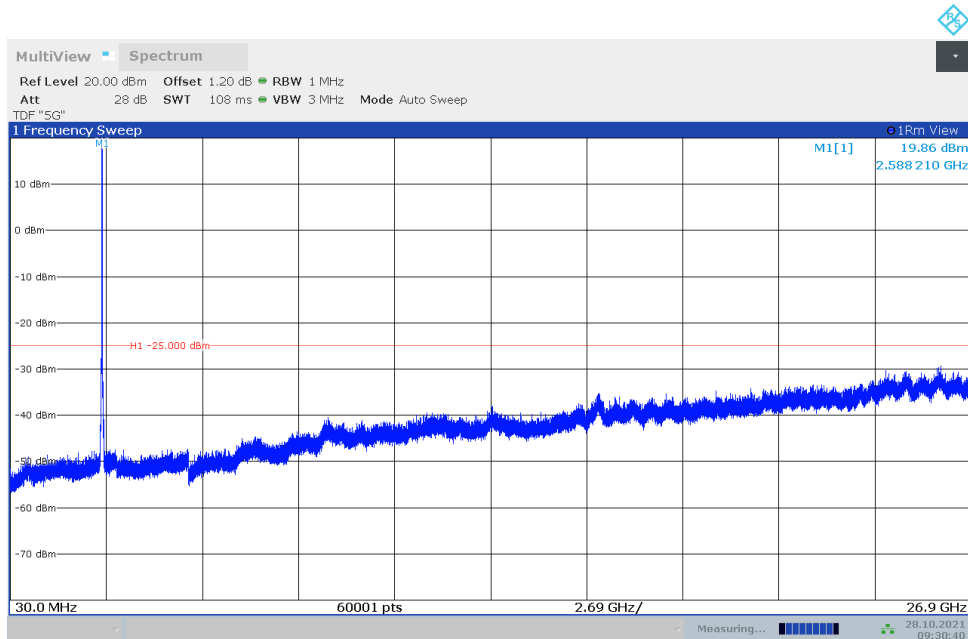
NOTE: peak above the limit line is the carrier frequency.



Date: 29.OCT.2021 19:18:50

n41

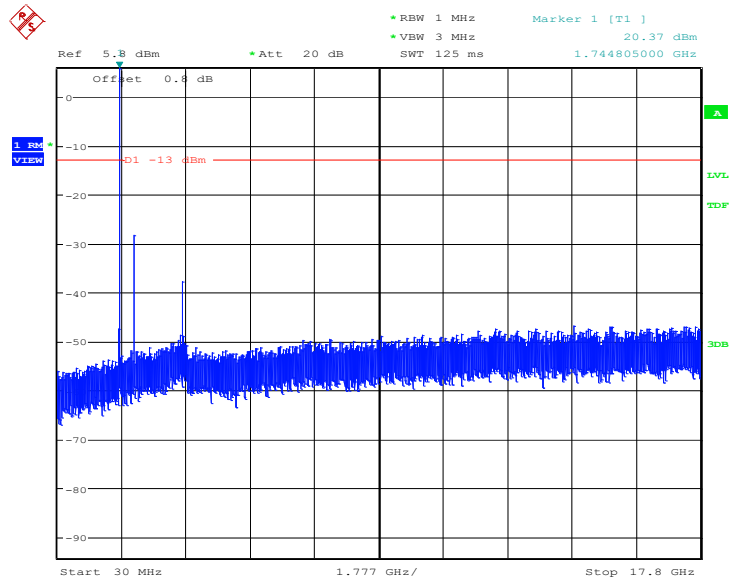
NOTE: peak above the limit line is the carrier frequency.



Date: 28.OCT.2021 09:30:41

LTE Band 12+NR n66

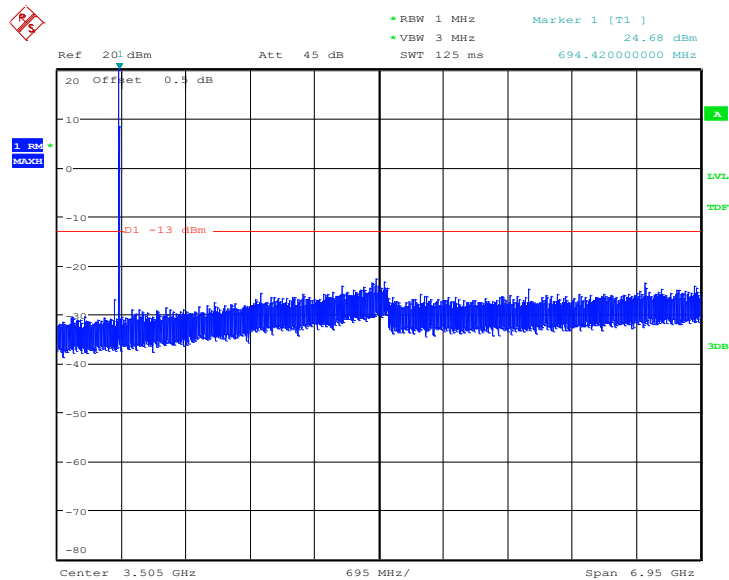
NOTE: peak above the limit line is the carrier frequency.



Date: 29.OCT.2021 19:20:34

LTE Band 66+NR n71

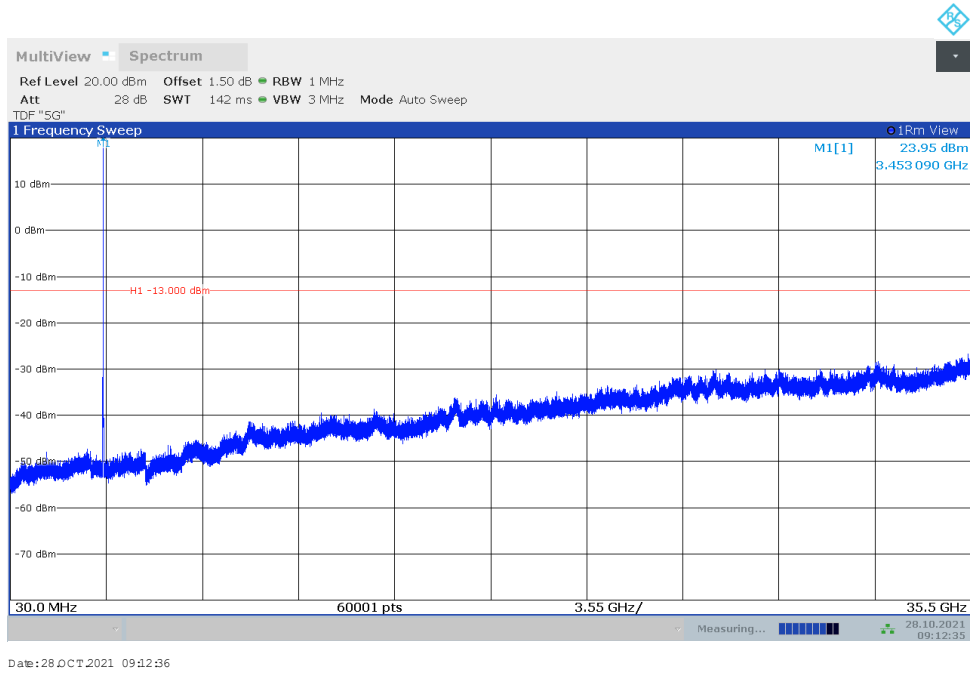
NOTE: peak above the limit line is the carrier frequency.



Date: 30.OCT.2021 09:00:51

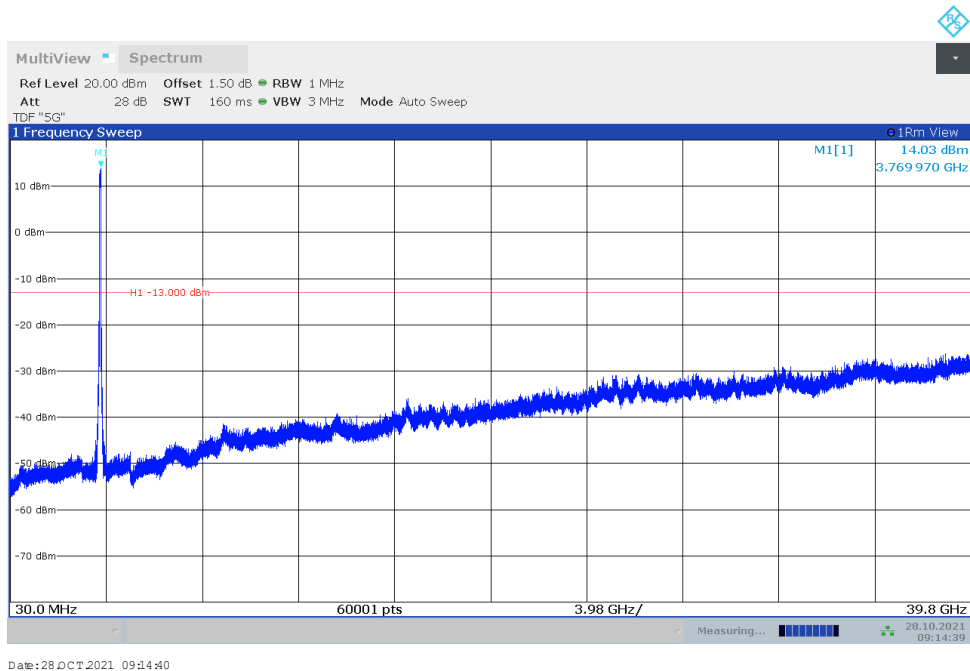
n77L

NOTE: peak above the limit line is the carrier frequency.



n77H

NOTE: peak above the limit line is the carrier frequency.



A.8 Peak-to-Average Power Ratio

The peak-to-average ratio (PAR) of the transmission may not exceed 13 dB

- a) Refer to instrument's analyzer instruction manual for details on how to use the power statistics/CCDF function;
- b) Set resolution/measurement bandwidth \geq signal's occupied bandwidth;
- c) Set the number of counts to a value that stabilizes the measured CCDF curve;
- d) Record the maximum PAPR level associated with a probability of 0.1%.

Measurement results

LTE Band 12+NR n25,20MHz

Frequency (MHz)	PAPR (dB)								
	DFT-s-pi/2 BPSK	DFT-s-QPSK	DFT-s-16QAM	DFT-s-64QAM	DFT-s-256QAM	CP-QPSK	CP-16QAM	CP-64QAM	CP-256QAM
1882.5	5.60	6.28	7.26	7.14	7.40	8.88	9.26	9.02	8.72

n41,100MHz

Frequency (MHz)	PAPR (dB)								
	DFT-s-pi/2 BPSK	DFT-s-QPSK	DFT-s-16QAM	DFT-s-64QAM	DFT-s-256QAM	CP-QPSK	CP-16QAM	CP-64QAM	CP-256QAM
2592.99	4.86	5.63	6.43	6.63	6.79	8.11	8.19	8.24	8.63

LTE Band 12+NR n66,40MHz

Frequency (MHz)	PAPR (dB)								
	DFT-s-pi/2 BPSK	DFT-s-QPSK	DFT-s-16QAM	DFT-s-64QAM	DFT-s-256QAM	CP-QPSK	CP-16QAM	CP-64QAM	CP-256QAM
1745	5.70	6.15	6.80	6.97	7.00	8.66	8.67	8.85	8.73

LTE Band 66+NR n71,20MHz

Frequency (MHz)	PAPR (dB)								
	DFT-s-pi/2 BPSK	DFT-s-QPSK	DFT-s-16QAM	DFT-s-64QAM	DFT-s-256QAM	CP-QPSK	CP-16QAM	CP-64QAM	CP-256QAM
680.5	5.60	6.90	7.56	7.39	7.62	9.37	9.36	9.44	9.33

n77L,90MHz

Frequency (MHz)	PAPR (dB)								
	DFT-s-pi/2 BPSK	DFT-s-QPSK	DFT-s-16QAM	DFT-s-64QAM	DFT-s-256QAM	CP-QPSK	CP-16QAM	CP-64QAM	CP-256QAM
3500.01	4.85	5.77	6.44	6.66	6.79	8.27	8.25	8.27	8.41

n77H,100MHz

Frequency (MHz)	PAPR (dB)								
	DFT-s-pi/2 BPSK	DFT-s-QPSK	DFT-s-16QAM	DFT-s-64QAM	DFT-s-256QAM	CP-QPSK	CP-16QAM	CP-64QAM	CP-256QAM
3840	3.70	4.85	6.30	6.51	6.55	8.03	7.84	8.06	8.26

Annex B: Accreditation Certificate

<p>United States Department of Commerce National Institute of Standards and Technology</p>  	
<hr/> Certificate of Accreditation to ISO/IEC 17025:2017 <hr/>	
NVLAP LAB CODE: 600118-0	
Telecommunication Technology Labs, CAICT Beijing China	
<i>is accredited by the National Voluntary Laboratory Accreditation Program for specific services, listed on the Scope of Accreditation, for:</i>	
Electromagnetic Compatibility & Telecommunications	
<i>This laboratory is accredited in accordance with the recognized International Standard ISO/IEC 17025:2017. This accreditation demonstrates technical competence for a defined scope and the operation of a laboratory quality management system (refer to joint ISO-ILAC-IAF Communique dated January 2009).</i>	
<hr/> 2021-09-29 through 2022-09-30 <i>Effective Dates</i>	 <hr/>  <i>For the National Voluntary Laboratory Accreditation Program</i>

END OF REPORT