



TEST REPORT

No. I21Z62363-WMD03

for

TCL Communication Ltd.

GSM/UMTS/LTE Mobile phone

Model Name: 6165A,6065A

FCC ID: 2ACCJH147

with

Hardware Version: 05

Software Version: 1A50

Issued Date: 2021-12-20

Note:

The test results in this test report relate only to the devices specified in this report. This report shall not be reproduced except in full without the written approval of CTTL.

The report must not be used by the client to claim product certification, approval, or endorsement by NVLAP, NIST, or any agency of the U.S. Government.

Test Laboratory:

CTTL, Telecommunication Technology Labs, CAICT

No. 52, Huayuan North Road, Haidian District, Beijing, P. R. China 100191.

Tel: +86(0)10-62304633-2512, Fax: +86(0)10-62304633-2504

Email: ctl_terminals@caict.ac.cn, website: www.caict.ac.cn

REPORT HISTORY

Report Number	Revision	Description	Issue Date
I21Z62363-WMD03	Rev.0	1 st edition	2021-12-14
I21Z62363-WMD03	Rev.1	2 nd edition Delete the description of Band 41 on page 12.	2021-12-20

Note: the latest revision of the test report supersedes all previous version.



CONTENTS

1. TEST LABORATORY	4
1.1. INTRODUCTION & ACCREDITATION	4
1.2. TESTING LOCATION	4
1.3. TESTING ENVIRONMENT	5
1.4. PROJECT DATA	5
1.5. SIGNATURE.....	5
2. CLIENT INFORMATION	6
2.1. APPLICANT INFORMATION.....	6
2.2. MANUFACTURER INFORMATION.....	6
3. EQUIPMENT UNDER TEST (EUT) AND ANCILLARY EQUIPMENT (AE)	7
3.1. ABOUT EUT.....	7
3.2. INTERNAL IDENTIFICATION OF EUT USED DURING THE TEST	7
3.3. INTERNAL IDENTIFICATION OF AE USED DURING THE TEST.....	7
4. REFERENCE DOCUMENTS.....	8
4.1. DOCUMENTS SUPPLIED BY APPLICANT.....	8
4.2. REFERENCE DOCUMENTS FOR TESTING.....	8
5. LABORATORY ENVIRONMENT.....	9
6. SUMMARY OF TEST RESULT	10
7. TEST EQUIPMENT UTILIZED	13
ANNEX A: MEASUREMENT RESULTS	14
A.1 OUTPUT POWER	14
A.2 EMISSION LIMIT	40
A.3 FREQUENCY STABILITY	50
A.4 OCCUPIED BANDWIDTH.....	55
A.5 EMISSION BANDWIDTH.....	87
A.6 BAND EDGE COMPLIANCE	119
A.7 CONDUCTED SPURIOUS EMISSION	158
A.8 PEAK-TO-AVERAGE POWER RATIO	165
ANNEX B: ACCREDITATION CERTIFICATE	166



1. Test Laboratory

1.1. Introduction & Accreditation

Telecommunication Technology Labs, CAICT is an ISO/IEC 17025:2017 accredited test laboratory under NATIONAL VOLUNTARY LABORATORY ACCREDITATION PROGRAM (NVLAP) with lab code 600118-0 and is also an FCC accredited test laboratory (CN5017), and ISED accredited test laboratory (CN0066). The detail accreditation scope can be found on NVLAP website.

1.2. Testing Location

Location 1: CTTL (huayuan North Road)

Address: No. 52, Huayuan North Road, Haidian District, Beijing, P.
R. China 100191

Location 2: CTTL(BDA)

Address: No.18A, Kangding Street, Beijing Economic-Technology
Development Area, Beijing, P. R. China 100176

1.3. Testing Environment

Normal Temperature: 15-35°C
Relative Humidity: 20-75%

1.4. Project Data

Testing Start Date: 2021-11-17
Testing End Date: 2021-12-14

1.5. Signature



Dong Yuan
(Prepared this test report)



Zhou Yu
(Reviewed this test report)



Zhao Hui Lin
Deputy Director of the laboratory
(Approved this test report)



2. Client Information

2.1. Applicant Information

Company Name: TCL Communication Ltd.
Address /Post: 5/F, Building 22E, 22 Science Park East Avenue, Hong Kong Science
Park, Shatin, NT, Hong Kong
Contact: Gong Zhizhou
Email: zhizhou.gong@tcl.com
Telephone: 0086-755-36611722
Fax: 0086-755-36612000-81722

2.2. Manufacturer Information

Company Name: TCL Communication Ltd.
Address /Post: 5/F, Building 22E, 22 Science Park East Avenue, Hong Kong Science
Park, Shatin, NT, Hong Kong
Contact: Gong Zhizhou
Email: zhizhou.gong@tcl.com
Telephone: 0086-755-36611722
Fax: 0086-755-36612000-81722

3. Equipment Under Test (EUT) and Ancillary Equipment (AE)

3.1. About EUT

Description	GSM/UMTS/LTE Mobile phone
Model Name	6165A,6065A
FCC ID	2ACCJH147
Antenna	Embedded
Output power	23.08 dBm maximum EIRP measured for LTE Band 7
Extreme vol. Limits	3.5VDC to 4.4VDC (nominal: 3.85VDC)
Extreme temp. Tolerance	-10°C to +55°C

Note: Components list, please refer to documents of the manufacturer; it is also included in the original test record of CTTL.

3.2. Internal Identification of EUT used during the test

EUT ID*	IMEI	HW Version	SW Version	Date of receipt
UT06a	358453340203172	05	1A50	2021-11-17
UT07a	358453340203206	05	1A50	2021-11-17

*EUT ID: is used to identify the test sample in the lab internally.

3.3. Internal Identification of AE used during the test

AE ID*	Description
AE1	Battery
AE2	Battery

AE1

Model	TLp048A7
Manufacturer	VEKEN
Capacitance	4850mAh

AE2

Model	TLp048A1
Manufacturer	BYD
Capacitance	4850mAh

*AE ID: is used to identify the test sample in the lab internally.



4. Reference Documents

4.1. Documents supplied by applicant

EUT parameters are supplied by the client or manufacturer, which are the bases of testing.

4.2. Reference Documents for testing

The following documents listed in this section are referred for testing.

Reference	Title	Version
FCC Part 24	PERSONAL COMMUNICATIONS SERVICES	10-1-20 Edition
FCC Part 22	PUBLIC MOBILE SERVICES	10-1-20 Edition
FCC Part 27	MISCELLANEOUS WIRELESS COMMUNICATIONS SERVICES	10-1-20 Edition
FCC Part 90	PRIVATE LAND MOBILE RADIO SERVICES	10-1-20 Edition
ANSI/TIA-603-E	Land Mobile FM or PM Communications Equipment Measurement and Performance Standards	2016
ANSI C63.26	American National Standard for Compliance Testing of Transmitters Used in Licensed Radio Services	2015
KDB 971168 D01	MEASUREMENT GUIDANCE FOR CERTIFICATION OF LICENSED DIGITAL TRANSMITTERS	v03r01

5. Laboratory Environment

Semi-anechoic chamber 2 / Fully-anechoic chamber 3 (10 meters×6.7 meters×6.15 meters) did not exceed following limits along the EMC testing:

Temperature	Min. = 15 °C, Max. = 30 °C
Relative humidity	Min. = 35 %, Max. = 60 %
Shielding effectiveness	> 100 dB
Electrical insulation	>2 MΩ
Ground system resistance	< 0.5 Ω
Normalised site attenuation (NSA)	<±3.5 dB, 3 m distance
Site voltage standing-wave ratio (S_{VSWR})	Between 0 and 6 dB, from 1GHz to 18GHz
Uniformity of field strength	Between 0 and 6 dB, from 80 to 6000 MHz

6. Summary Of Test Result

LTE Band 2

Items	Test Name	Clause in FCC rules	Verdict
1	Output Power	24.232	P
2	Emission Limit	2.1051/24.238	P
3	Frequency Stability	2.1055	P
4	Occupied Bandwidth	2.1049	P
5	Emission Bandwidth	24.238	P
6	Band Edge Compliance	24.238	P
7	Conducted Spurious Emission	24.238	P
8	Peak-to-Average Power Ratio	24.232	P

LTE Band 7

Items	Test Name	Clause in FCC rules	Verdict
1	Output Power	27.50	P
2	Emission Limit	2.1051/27.53	P
3	Frequency Stability	2.1055	P
4	Occupied Bandwidth	2.1049	P
5	Emission Bandwidth	27.53	P
6	Band Edge Compliance	27.53	P
7	Conducted Spurious Emission	27.53	P
8	Peak-to-Average Power Ratio	27.50	P

LTE Band 12 (17)

Items	Test Name	Clause in FCC rules	Verdict
1	Output Power	27.50	P
2	Emission Limit	2.1051/27.53	P
3	Frequency Stability	2.1055	P
4	Occupied Bandwidth	2.1049	P
5	Emission Bandwidth	27.53	P
6	Band Edge Compliance	27.53	P
7	Conducted Spurious Emission	27.53	P
8	Peak-to-Average Power Ratio	27.50	P

LTE Band 13

Items	Test Name	Clause in FCC rules	Verdict
1	Output Power	27.50	P
2	Emission Limit	2.1051/27.53	P
3	Frequency Stability	2.1055	P
4	Occupied Bandwidth	2.1049	P
5	Emission Bandwidth	27.53	P
6	Band Edge Compliance	27.53	P
7	Conducted Spurious Emission	27.53	P
8	Peak-to-Average Power Ratio	27.50	P

LTE Band 26(814MHz~824MHz)

Items	Test Name	Clause in FCC rules	Verdict
1	Output Power	90.635	P
2	Emission Limit	2.1051/90.691	P
3	Frequency Stability	2.1055	P
4	Occupied Bandwidth	2.1049	P
5	Emission Bandwidth	2.1049	P
6	Band Edge Compliance	90.691	P
7	Conducted Spurious Emission	90.691	P

LTE Band 26(824MHz~849MHz) (5)

Items	Test Name	Clause in FCC rules	Verdict
1	Output Power	22.913	P
2	Emission Limit	2.1051/22.917	P
3	Frequency Stability	2.1055	P
4	Occupied Bandwidth	2.1049	P
5	Emission Bandwidth	22.917	P
6	Band Edge Compliance	22.917	P
7	Conducted Spurious Emission	22.917	P

LTE Band 66 (4)

Items	Test Name	Clause in FCC rules	Verdict
1	Output Power	27.50	P
2	Emission Limit	2.1051/27.53	P
3	Frequency Stability	2.1055	P
4	Occupied Bandwidth	2.1049	P
5	Emission Bandwidth	27.53	P
6	Band Edge Compliance	27.53	P
7	Conducted Spurious Emission	27.53	P
8	Peak-to-Average Power Ratio	27.50	P

Terms used in Verdict column

P	Pass. The EUT complies with the essential requirements in the standard.
NP	Not Performed. The test was not performed by CTTL.
NA	Not Applicable. The test was not applicable.
BR	Re-use test data from basic model report.
F	Fail. The EUT does not comply with the essential requirements in the standard.

LTE Band 66, Band 26 and Band 12 overlaps the entire frequency range of LTE Band 4, Band 5 and Band 17. Therefore, test data provided in this report covers Band 4, Band 5 and Band 17 as well as Band 66, Band 26, Band 12.

Explanation of worst-case configuration

The worst-case scenario for all measurements is based on the conducted output power measurement investigation results. Output power was measured on QPSK, 16QAM and 64QAM modulations. It was found that QPSK was the worst case. All testing was performed using QPSK modulations to represent the worst case unless otherwise stated. The test results shown in the following sections represent the worst case emission.



7. Test Equipment Utilized

Description	Type	Series Number	Manufacture	Cal Due Date	Calibration Interval
Wideband Radio Communication Tester	CMW500	159082	R&S	2021-12-17	1 year
Spectrum Analyzer	FSU	200030	R&S	2022-06-02	1 year
Radio Communication Analyzer	MT8821C	6201763159	Anritsu	2022-08-09	1 year
Climate Chamber	SH-242	93008556	ESPEC	2023-12-23	3 years
Test Receiver	E4440A	MY48250642	Agilent	2022-03-04	1 year
Universal Radio Communication Tester	CMW500	143008	R&S	2022-12-01	1 year
EMI Antenna	VULB9163	9163-235	Schwarzbeck	2022-04-07	1 year
Signal Generator	N5183A	MY49060052	R&S	2022-07-11	1 year
EMI Antenna	3117	00058889	ETS-Lindgren	2022-11-07	1 year
EMI Antenna	LB-7180-NF	2030013000041	A-INFO	2022-02-28	1 year

Annex A: Measurement Results

A.1 Output Power

A.1.1 Summary

During the process of testing, the EUT was controlled via communication tester to ensure max power transmission and proper modulation.

In all cases, output power is within the specified limits.

A.1.2 Conducted

A.1.2.1 Method of Measurements

The EUT was set up for the max output power with pseudo random data modulation.

These measurements were done at 3 frequencies (bottom, middle and top of operational frequency range) for each bandwidth.

A.1.2.2 Measurement Result

LTE band 2

Bandwidth	RB size/offset	Frequency (MHz)	Power (dBm)		
			QPSK	16QAM	64QAM
1.4MHz	1 RB high	1909.3	23.10	22.24	21.32
		1880.0	23.15	22.43	21.29
		1850.7	23.05	22.45	21.35
	1 RB low	1909.3	23.09	22.35	21.38
		1880.0	23.15	22.25	21.34
		1850.7	23.14	22.92	21.53
	50% RB mid	1909.3	23.44	22.46	21.49
		1880.0	23.42	22.36	21.51
		1850.7	23.47	22.42	21.49
	100% RB	1909.3	22.46	21.46	20.54
		1880.0	22.50	21.49	20.59
		1850.7	22.49	21.45	20.49
3MHz	1 RB high	1908.5	23.14	22.27	21.35
		1880.0	23.20	22.47	21.28
		1851.5	23.08	22.47	21.37
	1 RB low	1908.5	23.12	22.38	21.41
		1880.0	23.19	22.27	21.36
		1851.5	23.16	22.95	21.56
	50% RB mid	1908.5	22.56	21.58	20.61
		1880.0	22.52	21.49	20.64
		1851.5	22.59	21.53	20.60
	100% RB	1908.5	22.49	21.49	20.57

		1880.0	22.54	21.53	20.63
		1851.5	22.49	21.48	20.52
5MHz	1 RB high	1907.5	23.10	22.23	21.31
		1880.0	23.15	22.45	21.26
		1852.5	23.05	22.44	21.38
	1 RB low	1907.5	23.08	22.35	21.38
		1880.0	23.17	22.23	21.36
		1852.5	23.13	22.92	21.53
	50% RB mid	1907.5	22.51	21.54	20.57
		1880.0	22.48	21.44	20.59
		1852.5	22.57	21.50	20.57
	100% RB	1907.5	22.47	21.44	20.52
		1880.0	22.53	21.49	20.59
		1852.5	22.49	21.46	20.50
10MHz	1 RB high	1905.0	23.13	22.26	21.34
		1880.0	23.19	22.47	21.28
		1855.0	23.07	22.47	21.37
	1 RB low	1905.0	23.11	22.37	21.40
		1880.0	23.18	22.26	21.35
		1855.0	23.15	22.94	21.55
	50% RB mid	1905.0	22.55	21.57	20.60
		1880.0	22.53	21.48	20.63
		1855.0	22.60	21.52	20.59
	100% RB	1905.0	22.51	21.48	20.56
		1880.0	22.55	21.54	20.64
		1855.0	22.53	21.49	20.53
15MHz	1 RB high	1902.5	23.09	22.23	21.35
		1880.0	23.14	22.43	21.27
		1857.5	23.04	22.44	21.38
	1 RB low	1902.5	23.09	22.35	21.38
		1880.0	23.14	22.24	21.33
		1857.5	23.14	22.89	21.50
	50% RB mid	1902.5	22.51	21.53	20.59
		1880.0	22.48	21.43	20.60
		1857.5	22.57	21.49	20.57
	100% RB	1902.5	22.46	21.44	20.52
		1880.0	22.51	21.49	20.59
		1857.5	22.51	21.46	20.50
20MHz	1 RB high	1900.0	23.06	22.21	21.29
		1880.0	23.13	22.40	21.21
		1860.0	23.02	22.42	21.32
	1 RB low	1900.0	23.06	22.30	21.33



I21Z62363-WMD03

		1880.0	23.10	22.20	21.29
		1860.0	23.11	22.61	21.48
	50% RB mid	1900.0	22.48	21.50	20.53
		1880.0	22.44	21.41	20.56
		1860.0	22.55	21.46	20.53
	100% RB	1900.0	22.42	21.41	20.49
		1880.0	22.46	21.45	20.55
		1860.0	22.48	21.44	20.48

LTE band 7

Bandwidth	RB size/offset	Frequency (MHz)	Power (dBm)		
			QPSK	16QAM	64QAM
5MHz	1 RB high	2567.5	23.14	22.46	21.55
		2535.0	23.17	22.40	21.46
		2502.5	23.12	22.34	21.38
	1 RB low	2567.5	22.93	22.21	21.33
		2535.0	23.11	22.49	21.42
		2502.5	22.99	22.84	21.32
	50% RB mid	2567.5	22.44	21.49	20.66
		2535.0	22.43	21.51	20.60
		2502.5	22.43	21.54	20.61
	100% RB	2567.5	22.52	21.46	20.65
		2535.0	22.50	21.47	20.66
		2502.5	22.41	21.47	20.41
10MHz	1 RB high	2565.0	23.17	22.49	21.58
		2535.0	23.21	22.42	21.48
		2505.0	23.14	22.37	21.37
	1 RB low	2565.0	22.96	22.23	21.35
		2535.0	23.12	22.52	21.41
		2505.0	23.01	22.86	21.34
	50% RB mid	2565.0	22.48	21.52	20.69
		2535.0	22.48	21.55	20.64
		2505.0	22.46	21.56	20.63
	100% RB	2565.0	22.56	21.50	20.69
		2535.0	22.52	21.52	20.71
		2505.0	22.45	21.50	20.44
15MHz	1 RB high	2562.5	23.13	22.46	21.59
		2535.0	23.16	22.38	21.47
		2507.5	23.11	22.34	21.38
	1 RB low	2562.5	22.94	22.21	21.33
		2535.0	23.08	22.50	21.39
		2507.5	23.00	22.81	21.29
	50% RB mid	2562.5	22.44	21.48	20.68
		2535.0	22.43	21.50	20.61
		2507.5	22.43	21.53	20.61
	100% RB	2562.5	22.51	21.46	20.65
		2535.0	22.48	21.47	20.66
		2507.5	22.43	21.47	20.41
20MHz	1 RB high	2560.0	23.10	22.44	21.53
		2535.0	23.15	22.35	21.41



		2510.0	23.09	22.32	21.32
	1 RB low	2560.0	22.91	22.16	21.28
		2535.0	23.04	22.46	21.35
		2510.0	22.97	22.45	21.27
	50% RB mid	2560.0	22.41	21.45	20.62
		2535.0	22.39	21.48	20.57
		2510.0	22.41	21.50	20.57
	100% RB	2560.0	22.47	21.43	20.62
		2535.0	22.43	21.43	20.62
		2510.0	22.40	21.45	20.39

LTE band 12

Bandwidth	RB size/offset	Frequency (MHz)	Power (dBm)		
			QPSK	16QAM	64QAM
1.4MHz	1 RB high	715.3	23.16	22.35	21.01
		707.5	23.10	22.38	21.07
		699.7	23.08	22.42	21.11
	1 RB low	715.3	23.07	22.37	20.90
		707.5	23.04	22.33	20.97
		699.7	23.05	22.46	21.07
	50% RB mid	715.3	23.11	22.06	21.12
		707.5	23.15	22.05	21.16
		699.7	23.03	22.04	21.10
	100% RB	715.3	22.19	21.15	20.24
		707.5	22.35	21.29	20.29
		699.7	22.07	21.02	20.08
3MHz	1 RB high	714.5	23.20	22.38	21.04
		707.5	23.15	22.42	21.06
		700.5	23.11	22.44	21.13
	1 RB low	714.5	23.10	22.40	20.93
		707.5	23.08	22.35	20.99
		700.5	23.07	22.49	21.10
	50% RB mid	714.5	22.23	21.18	20.24
		707.5	22.25	21.18	20.29
		700.5	22.15	21.15	20.21
	100% RB	714.5	22.22	21.18	20.27
		707.5	22.39	21.33	20.33
		700.5	22.07	21.05	20.11
5MHz	1 RB high	713.5	23.15	22.34	21.04
		707.5	23.09	22.38	21.05
		701.5	23.07	22.41	21.14
	1 RB low	713.5	23.07	22.37	20.90
		707.5	23.03	22.32	20.96
		701.5	23.05	22.43	21.04
	50% RB mid	713.5	22.18	21.13	20.22
		707.5	22.21	21.12	20.25
		701.5	22.13	21.11	20.18
	100% RB	713.5	22.19	21.13	20.22
		707.5	22.36	21.29	20.29
		701.5	22.09	21.03	20.09
10MHz	1 RB high	711.0	23.12	22.32	20.98
		707.5	23.08	22.35	20.99
		704.0	23.05	22.39	21.08

	1 RB low	711.0	23.04	22.32	20.85
		707.5	22.99	22.28	20.92
		704.0	23.02	22.34	21.02
	50% RB mid	711.0	22.15	21.10	20.16
		707.5	22.17	21.10	20.21
		704.0	22.11	21.08	20.14
	100% RB	711.0	22.15	21.10	20.19
		707.5	22.31	21.25	20.25
		704.0	22.06	21.01	20.07

LTE band 13

Bandwidth	RB size/offset	Frequency (MHz)	Power (dBm)		
			QPSK	16QAM	64QAM
5MHz	1 RB high	784.5	23.26	22.63	21.56
		782.0	23.14	22.49	21.38
		779.5	23.24	22.58	21.51
	1 RB low	784.5	23.22	22.81	21.56
		782.0	23.03	22.66	21.37
		779.5	23.15	22.78	21.49
	50% RB mid	784.5	22.43	21.47	20.47
		782.0	22.28	21.33	20.30
		779.5	22.39	21.44	20.44
	100% RB	784.5	22.48	21.44	20.44
		782.0	22.29	21.29	20.29
		779.5	22.41	21.40	20.40
10MHz	1 RB high	782.0	23.08	22.44	21.33
	1 RB low	782.0	22.98	22.37	21.29
	50% RB mid	782.0	22.24	21.26	20.23
	100% RB	782.0	22.28	21.25	20.25

LTE band 26(814MHz~824MHz)

Bandwidth	RB size/offset	Frequency (MHz)	Power (dBm)		
			QPSK	16QAM	64QAM
1.4MHz	1 RB high	823.3	23.60	22.61	21.71
		819.0	23.57	22.60	21.65
		814.7	23.57	22.55	21.65
	1 RB low	823.3	23.57	22.55	21.68
		819.0	23.59	22.55	21.67
		814.7	23.58	22.53	21.66
	50% RB mid	823.3	23.67	22.83	21.72
		819.0	23.66	22.82	21.64
		814.7	23.63	22.75	21.68
	100% RB	823.3	22.66	21.84	20.60
		819.0	22.67	21.59	20.59
		814.7	22.66	21.82	20.57
3MHz	1 RB high	822.5	23.61	22.55	21.70
		819.0	23.56	22.54	21.67
		815.5	23.58	22.49	21.60
	1 RB low	822.5	23.58	22.56	21.66
		819.0	23.60	22.53	21.65
		815.5	23.62	22.57	21.69
	50% RB mid	822.5	22.59	21.68	20.58
		819.0	22.55	21.73	20.62
		815.5	22.55	21.68	20.59
	100% RB	822.5	22.55	21.57	20.54
		819.0	22.56	21.59	20.52
		815.5	22.53	21.53	20.51
5MHz	1 RB high	821.5	23.53	22.60	21.64
		819.0	23.49	22.53	21.56
		816.5	23.50	22.56	21.60
	1 RB low	821.5	23.50	22.56	21.59
		819.0	23.47	22.50	21.57
		816.5	23.49	22.55	21.60
	50% RB mid	821.5	22.63	21.72	20.58
		819.0	22.61	21.70	20.60
		816.5	22.61	21.70	20.54
	100% RB	821.5	22.63	21.63	20.55
		819.0	22.60	21.62	20.54
		816.5	22.57	21.59	20.50
10MHz	1 RB high	819.0	23.64	22.60	21.67
	1 RB low	819.0	23.65	22.57	21.68
	50% RB mid	819.0	22.62	21.79	20.61



I21Z62363-WMD03

	100% RB	819.0	22.67	21.75	20.59
--	---------	-------	-------	-------	-------

LTE band 26(824MHz~849MHz)

Bandwidth	RB size/offset	Frequency (MHz)	Power (dBm)		
			QPSK	16QAM	64QAM
1.4MHz	1 RB high	848.3	23.60	22.65	21.68
		836.5	23.56	22.59	21.70
		824.7	23.57	22.60	21.69
	1 RB low	848.3	23.60	22.66	21.72
		836.5	23.52	22.48	21.64
		824.7	23.58	22.57	21.72
	50% RB mid	848.3	23.64	22.77	21.76
		836.5	23.63	22.75	21.67
		824.7	23.68	22.85	21.76
	100% RB	848.3	22.72	21.82	20.70
		836.5	22.62	21.81	20.63
		824.7	22.69	21.89	20.66
3MHz	1 RB high	847.5	23.62	22.47	21.61
		836.5	23.55	22.47	21.59
		825.5	23.60	22.56	21.67
	1 RB low	847.5	23.62	22.56	21.69
		836.5	23.56	22.53	21.65
		825.5	23.66	22.66	21.70
	50% RB mid	847.5	22.59	21.69	20.63
		836.5	22.55	21.67	20.60
		825.5	22.59	21.74	20.62
	100% RB	847.5	22.57	21.57	20.57
		836.5	22.55	21.57	20.52
		825.5	22.55	21.56	20.55
5MHz	1 RB high	846.5	23.49	22.49	21.51
		836.5	23.48	22.55	21.56
		826.5	23.55	22.60	21.61
	1 RB low	846.5	23.49	22.51	21.55
		836.5	23.45	22.49	21.59
		826.5	23.53	22.58	21.60
	50% RB mid	846.5	22.60	21.69	20.62
		836.5	22.56	21.69	20.57
		826.5	22.63	21.72	20.60
	100% RB	846.5	22.62	21.61	20.58
		836.5	22.56	21.57	20.50
		826.5	22.60	21.59	20.54
10MHz	1 RB high	844.0	23.68	22.58	21.63
		836.5	23.66	22.60	21.67
		829.0	23.64	22.59	21.62

	1 RB low	844.0	23.61	22.55	21.67
		836.5	23.64	22.59	21.70
		829.0	23.65	22.60	21.71
	50% RB mid	844.0	22.51	21.82	20.64
		836.5	22.60	21.79	20.58
		829.0	22.74	21.81	20.60
	100% RB	844.0	22.63	21.69	20.63
		836.5	22.59	21.67	20.56
		829.0	22.69	21.76	20.64
15MHz	1 RB high	841.5	23.58	22.80	21.54
		836.5	23.53	22.81	21.57
		831.5	23.55	22.82	21.55
	1 RB low	841.5	23.50	22.82	21.64
		836.5	23.55	22.87	21.66
		831.5	23.55	22.90	21.68
	50% RB mid	841.5	22.67	21.69	20.58
		836.5	22.66	21.65	20.55
		831.5	22.69	21.65	20.56
	100% RB	841.5	22.71	21.69	20.57
		836.5	22.64	21.64	20.46
		831.5	22.68	21.67	20.54

LTE band 66

Bandwidth	RB size/offset	Frequency (MHz)	Power (dBm)		
			QPSK	16QAM	64QAM
1.4MHz	1 RB high	1779.3	22.68	22.19	21.24
		1745.0	22.95	22.08	21.26
		1710.7	22.66	21.91	21.34
	1 RB low	1779.3	22.84	22.28	21.36
		1745.0	23.00	22.15	21.44
		1710.7	22.79	22.60	21.45
	50% RB mid	1779.3	23.01	22.19	21.42
		1745.0	23.30	22.09	21.47
		1710.7	22.93	22.01	21.39
	100% RB	1779.3	22.04	21.19	20.48
		1745.0	22.32	21.18	20.54
		1710.7	21.97	20.88	20.44
3MHz	1 RB high	1778.5	22.72	22.22	21.27
		1745.0	23.00	22.12	21.25
		1711.5	22.69	21.93	21.36
	1 RB low	1778.5	22.87	22.31	21.39
		1745.0	23.04	22.17	21.46
		1711.5	22.81	22.63	21.48
	50% RB mid	1778.5	22.13	21.31	20.54
		1745.0	22.40	21.22	20.60
		1711.5	22.05	21.12	20.50
	100% RB	1778.5	22.07	21.22	20.51
		1745.0	22.36	21.22	20.58
		1711.5	21.97	20.91	20.47
5MHz	1 RB high	1777.5	22.68	22.18	21.23
		1745.0	22.95	22.10	21.23
		1712.5	22.66	21.90	21.37
	1 RB low	1777.5	22.83	22.28	21.36
		1745.0	23.02	22.13	21.46
		1712.5	22.78	22.60	21.45
	50% RB mid	1777.5	22.08	21.27	20.50
		1745.0	22.36	21.17	20.55
		1712.5	22.03	21.09	20.47
	100% RB	1777.5	22.05	21.17	20.46
		1745.0	22.35	21.18	20.54
		1712.5	21.97	20.89	20.45
10MHz	1 RB high	1775.0	22.71	22.21	21.26
		1745.0	22.99	22.12	21.25
		1715.0	22.68	21.93	21.36

	1 RB low	1775.0	22.86	22.30	21.38
		1745.0	23.03	22.16	21.45
		1715.0	22.80	22.62	21.47
	50% RB mid	1775.0	22.12	21.30	20.53
		1745.0	22.41	21.21	20.59
		1715.0	22.06	21.11	20.49
	100% RB	1775.0	22.09	21.21	20.50
		1745.0	22.37	21.23	20.59
		1715.0	22.01	20.92	20.48
15MHz	1 RB high	1772.5	22.67	22.18	21.27
		1745.0	22.94	22.08	21.24
		1717.5	22.65	21.90	21.37
	1 RB low	1772.5	22.84	22.28	21.36
		1745.0	22.99	22.14	21.43
		1717.5	22.79	22.57	21.42
	50% RB mid	1772.5	22.08	21.26	20.52
		1745.0	22.36	21.16	20.56
		1717.5	22.03	21.08	20.47
	100% RB	1772.5	22.04	21.17	20.46
		1745.0	22.33	21.18	20.54
		1717.5	21.99	20.89	20.45
20MHz	1 RB high	1770.0	22.64	22.16	21.21
		1745.0	22.93	22.05	21.18
		1720.0	22.63	21.88	21.31
	1 RB low	1770.0	22.81	22.23	21.31
		1745.0	22.95	22.10	21.39
		1720.0	22.76	21.94	21.40
	50% RB mid	1770.0	22.05	21.23	20.46
		1745.0	22.32	21.14	20.52
		1720.0	22.01	21.05	20.43
	100% RB	1770.0	22.00	21.14	20.43
		1745.0	22.28	21.14	20.50
		1720.0	21.96	20.87	20.43

A.1.3 Radiated

A.1.3.1 Description

This is the test for the maximum radiated power from the EUT.

Part 24.232(c) specifies "Mobile and portable stations are limited to 2 watts EIRP".

Part 27.50(h)(2) specifies "Mobile stations are limited to 2.0 watts EIRP".

Part 27.50(c)(10) specifies "Portable stations (hand-held devices) in the 600 MHz uplink band and the 698–746 MHz band, and fixed and mobile stations in the 600 MHz uplink band are limited to 3 watts ERP".

Part 27.50(b) specifies "Portable stations (hand-held devices) transmitting in the 746–757 MHz, 776–788 MHz, and 805–806 MHz bands are limited to 3 watts ERP".

Part 22.913(a) specifies "The ERP of mobile transmitters and auxiliary test transmitters must not exceed 7 watts".

Part 90.635(b) specifies "The maximum output power of the transmitter for mobile stations is 100 watts".

Part 27.50(d)(4) specifies "Fixed, mobile, and portable (handheld) stations operating in the 1710–1755 MHz band and mobile and portable stations operating in the 1695–1710 MHz and 1755–1780 MHz bands are limited to 1 watt EIRP".

A.1.3.2 Method of Measurement

According to KDB 412172 D01 and ANSI C63.26 the relevant equation for determining the maximum ERP or EIRP from the measured RF output power is given in Equation as follows:

ERP or EIRP = $P_T + G_T - L_C$, ERP = EIRP - 2.15, where

ERP or EIRP effective radiated power or equivalent isotropically radiated power, respectively

(expressed in the same units as P_{Mea} , e.g., dBm or dBW)

P_T = transmitter output power in dBm;

G_T = gain of the transmitting antenna, in dBd(ERP) or dBi(EIRP);

L_C = signal attenuation in the connecting cable between the transmitter and antenna, in dB.

A.1.3.3 Measurement result

LTE Band 2

Bandwidth	RB size/offset	Frequency (MHz)	Conducted Power(dBm)			EIRP(dBm)(Gt-Lc = -0.61)		
			QPSK	16QAM	64QAM	QPSK	16QAM	64QAM
1.4MHz	1 RB high	1909.3	23.10	22.24	21.32	22.49	21.63	20.71
		1880.0	23.15	22.43	21.29	22.54	21.82	20.68
		1850.7	23.05	22.45	21.35	22.44	21.84	20.74
	1 RB low	1909.3	23.09	22.35	21.38	22.48	21.74	20.77
		1880.0	23.15	22.25	21.34	22.54	21.64	20.73
		1850.7	23.14	22.92	21.53	22.53	22.31	20.92
	50% RB mid	1909.3	23.44	22.46	21.49	22.83	21.85	20.88
		1880.0	23.42	22.36	21.51	22.81	21.75	20.90
		1850.7	23.47	22.42	21.49	22.86	21.81	20.88
	100% RB	1909.3	22.46	21.46	20.54	21.85	20.85	19.93
		1880.0	22.50	21.49	20.59	21.89	20.88	19.98
		1850.7	22.49	21.45	20.49	21.88	20.84	19.88
3MHz	1 RB high	1908.5	23.14	22.27	21.35	22.53	21.66	20.74
		1880.0	23.20	22.47	21.28	22.59	21.86	20.67
		1851.5	23.08	22.47	21.37	22.47	21.86	20.76
	1 RB low	1908.5	23.12	22.38	21.41	22.51	21.77	20.80
		1880.0	23.19	22.27	21.36	22.58	21.66	20.75
		1851.5	23.16	22.95	21.56	22.55	22.34	20.95
	50% RB mid	1908.5	22.56	21.58	20.61	21.95	20.97	20.00
		1880.0	22.52	21.49	20.64	21.91	20.88	20.03
		1851.5	22.59	21.53	20.60	21.98	20.92	19.99
	100% RB	1908.5	22.49	21.49	20.57	21.88	20.88	19.96
		1880.0	22.54	21.53	20.63	21.93	20.92	20.02
		1851.5	22.49	21.48	20.52	21.88	20.87	19.91
5MHz	1 RB high	1907.5	23.10	22.23	21.31	22.49	21.62	20.70
		1880.0	23.15	22.45	21.26	22.54	21.84	20.65
		1852.5	23.05	22.44	21.38	22.44	21.83	20.77
	1 RB low	1907.5	23.08	22.35	21.38	22.47	21.74	20.77
		1880.0	23.17	22.23	21.36	22.56	21.62	20.75
		1852.5	23.13	22.92	21.53	22.52	22.31	20.92
	50% RB mid	1907.5	22.51	21.54	20.57	21.90	20.93	19.96
		1880.0	22.48	21.44	20.59	21.87	20.83	19.98
		1852.5	22.57	21.50	20.57	21.96	20.89	19.96
	100% RB	1907.5	22.47	21.44	20.52	21.86	20.83	19.91
		1880.0	22.53	21.49	20.59	21.92	20.88	19.98
		1852.5	22.49	21.46	20.50	21.88	20.85	19.89
10MHz	1 RB high	1905.0	23.13	22.26	21.34	22.52	21.65	20.73
		1880.0	23.19	22.47	21.28	22.58	21.86	20.67

	1 RB low	1855.0	23.07	22.47	21.37	22.46	21.86	20.76
		1905.0	23.11	22.37	21.40	22.50	21.76	20.79
		1880.0	23.18	22.26	21.35	22.57	21.65	20.74
	50% RB mid	1855.0	23.15	22.94	21.55	22.54	22.33	20.94
		1905.0	22.55	21.57	20.60	21.94	20.96	19.99
		1880.0	22.53	21.48	20.63	21.92	20.87	20.02
	100% RB	1855.0	22.60	21.52	20.59	21.99	20.91	19.98
		1905.0	22.51	21.48	20.56	21.90	20.87	19.95
		1880.0	22.55	21.54	20.64	21.94	20.93	20.03
15MHz	1 RB high	1855.0	22.53	21.49	20.53	21.92	20.88	19.92
		1902.5	23.09	22.23	21.35	22.48	21.62	20.74
		1880.0	23.14	22.43	21.27	22.53	21.82	20.66
	1 RB low	1857.5	23.04	22.44	21.38	22.43	21.83	20.77
		1902.5	23.09	22.35	21.38	22.48	21.74	20.77
		1880.0	23.14	22.24	21.33	22.53	21.63	20.72
	50% RB mid	1857.5	23.14	22.89	21.50	22.53	22.28	20.89
		1902.5	22.51	21.53	20.59	21.90	20.92	19.98
		1880.0	22.48	21.43	20.60	21.87	20.82	19.99
	100% RB	1857.5	22.57	21.49	20.57	21.96	20.88	19.96
		1902.5	22.46	21.44	20.52	21.85	20.83	19.91
		1880.0	22.51	21.49	20.59	21.90	20.88	19.98
20MHz	1 RB high	1857.5	22.51	21.46	20.50	21.90	20.85	19.89
		1900.0	23.06	22.21	21.29	22.45	21.60	20.68
		1880.0	23.13	22.40	21.21	22.52	21.79	20.60
	1 RB low	1860.0	23.02	22.42	21.32	22.41	21.81	20.71
		1900.0	23.06	22.30	21.33	22.45	21.69	20.72
		1880.0	23.10	22.20	21.29	22.49	21.59	20.68
	50% RB mid	1860.0	23.11	22.61	21.48	22.50	22.00	20.87
		1900.0	22.48	21.50	20.53	21.87	20.89	19.92
		1880.0	22.44	21.41	20.56	21.83	20.80	19.95
	100% RB	1860.0	22.55	21.46	20.53	21.94	20.85	19.92
		1900.0	22.42	21.41	20.49	21.81	20.80	19.88
		1880.0	22.46	21.45	20.55	21.85	20.84	19.94
		1860.0	22.48	21.44	20.48	21.87	20.83	19.87

LTE Band 7

Bandwidth	RB size/offset	Frequency (MHz)	Conducted Power(dBm)			EIRP(dBm)(Gt-Lc = -0.13)		
			QPSK	16QAM	64QAM	QPSK	16QAM	64QAM
5MHz	1 RB high	2567.5	23.14	22.46	21.55	23.01	22.33	21.42
		2535.0	23.17	22.40	21.46	23.04	22.27	21.33
		2502.5	23.12	22.34	21.38	22.99	22.21	21.25
	1 RB low	2567.5	22.93	22.21	21.33	22.80	22.08	21.20
		2535.0	23.11	22.49	21.42	22.98	22.36	21.29
		2502.5	22.99	22.84	21.32	22.86	22.71	21.19
	50% RB mid	2567.5	22.44	21.49	20.66	22.31	21.36	20.53
		2535.0	22.43	21.51	20.60	22.30	21.38	20.47
		2502.5	22.43	21.54	20.61	22.30	21.41	20.48
	100% RB	2567.5	22.52	21.46	20.65	22.39	21.33	20.52
		2535.0	22.50	21.47	20.66	22.37	21.34	20.53
		2502.5	22.41	21.47	20.41	22.28	21.34	20.28
10MHz	1 RB high	2565.0	23.17	22.49	21.58	23.04	22.36	21.45
		2535.0	23.21	22.42	21.48	23.08	22.29	21.35
		2505.0	23.14	22.37	21.37	23.01	22.24	21.24
	1 RB low	2565.0	22.96	22.23	21.35	22.83	22.10	21.22
		2535.0	23.12	22.52	21.41	22.99	22.39	21.28
		2505.0	23.01	22.86	21.34	22.88	22.73	21.21
	50% RB mid	2565.0	22.48	21.52	20.69	22.35	21.39	20.56
		2535.0	22.48	21.55	20.64	22.35	21.42	20.51
		2505.0	22.46	21.56	20.63	22.33	21.43	20.50
	100% RB	2565.0	22.56	21.50	20.69	22.43	21.37	20.56
		2535.0	22.52	21.52	20.71	22.39	21.39	20.58
		2505.0	22.45	21.50	20.44	22.32	21.37	20.31
15MHz	1 RB high	2562.5	23.13	22.46	21.59	23.00	22.33	21.46
		2535.0	23.16	22.38	21.47	23.03	22.25	21.34
		2507.5	23.11	22.34	21.38	22.98	22.21	21.25
	1 RB low	2562.5	22.94	22.21	21.33	22.81	22.08	21.20
		2535.0	23.08	22.50	21.39	22.95	22.37	21.26
		2507.5	23.00	22.81	21.29	22.87	22.68	21.16
	50% RB mid	2562.5	22.44	21.48	20.68	22.31	21.35	20.55
		2535.0	22.43	21.50	20.61	22.30	21.37	20.48
		2507.5	22.43	21.53	20.61	22.30	21.40	20.48
	100% RB	2562.5	22.51	21.46	20.65	22.38	21.33	20.52
		2535.0	22.48	21.47	20.66	22.35	21.34	20.53
		2507.5	22.43	21.47	20.41	22.30	21.34	20.28
20MHz	1 RB high	2560.0	23.10	22.44	21.53	22.97	22.31	21.40
		2535.0	23.15	22.35	21.41	23.02	22.22	21.28
		2510.0	23.09	22.32	21.32	22.96	22.19	21.19



I21Z62363-WMD03

	1 RB low	2560.0	22.91	22.16	21.28	22.78	22.03	21.15
		2535.0	23.04	22.46	21.35	22.91	22.33	21.22
		2510.0	22.97	22.45	21.27	22.84	22.32	21.14
	50% RB mid	2560.0	22.41	21.45	20.62	22.28	21.32	20.49
		2535.0	22.39	21.48	20.57	22.26	21.35	20.44
		2510.0	22.41	21.50	20.57	22.28	21.37	20.44
	100% RB	2560.0	22.47	21.43	20.62	22.34	21.30	20.49
		2535.0	22.43	21.43	20.62	22.30	21.30	20.49
		2510.0	22.40	21.45	20.39	22.27	21.32	20.26

LTE Band 12

Bandwidth	RB size/offset	Frequency (MHz)	Conducted Power(dBm)			EIRP(dBm)(Gt-Lc = -2.02)		
			QPSK	16QAM	64QAM	QPSK	16QAM	64QAM
1.4MHz	1 RB high	715.3	23.16	22.35	21.01	18.99	18.18	16.84
		707.5	23.10	22.38	21.07	18.93	18.21	16.90
		699.7	23.08	22.42	21.11	18.91	18.25	16.94
	1 RB low	715.3	23.07	22.37	20.90	18.90	18.20	16.73
		707.5	23.04	22.33	20.97	18.87	18.16	16.80
		699.7	23.05	22.46	21.07	18.88	18.29	16.90
	50% RB mid	715.3	23.11	22.06	21.12	18.94	17.89	16.95
		707.5	23.15	22.05	21.16	18.98	17.88	16.99
		699.7	23.03	22.04	21.10	18.86	17.87	16.93
	100% RB	715.3	22.19	21.15	20.24	18.02	16.98	16.07
		707.5	22.35	21.29	20.29	18.18	17.12	16.12
		699.7	22.07	21.02	20.08	17.90	16.85	15.91
3MHz	1 RB high	714.5	23.20	22.38	21.04	19.03	18.21	16.87
		707.5	23.15	22.42	21.06	18.98	18.25	16.89
		700.5	23.11	22.44	21.13	18.94	18.27	16.96
	1 RB low	714.5	23.10	22.40	20.93	18.93	18.23	16.76
		707.5	23.08	22.35	20.99	18.91	18.18	16.82
		700.5	23.07	22.49	21.10	18.90	18.32	16.93
	50% RB mid	714.5	22.23	21.18	20.24	18.06	17.01	16.07
		707.5	22.25	21.18	20.29	18.08	17.01	16.12
		700.5	22.15	21.15	20.21	17.98	16.98	16.04
	100% RB	714.5	22.22	21.18	20.27	18.05	17.01	16.10
		707.5	22.39	21.33	20.33	18.22	17.16	16.16
		700.5	22.07	21.05	20.11	17.90	16.88	15.94
5MHz	1 RB high	713.5	23.15	22.34	21.04	18.98	18.17	16.87
		707.5	23.09	22.38	21.05	18.92	18.21	16.88
		701.5	23.07	22.41	21.14	18.90	18.24	16.97
	1 RB low	713.5	23.07	22.37	20.90	18.90	18.20	16.73
		707.5	23.03	22.32	20.96	18.86	18.15	16.79
		701.5	23.05	22.43	21.04	18.88	18.26	16.87
	50% RB mid	713.5	22.18	21.13	20.22	18.01	16.96	16.05
		707.5	22.21	21.12	20.25	18.04	16.95	16.08
		701.5	22.13	21.11	20.18	17.96	16.94	16.01
	100% RB	713.5	22.19	21.13	20.22	18.02	16.96	16.05
		707.5	22.36	21.29	20.29	18.19	17.12	16.12
		701.5	22.09	21.03	20.09	17.92	16.86	15.92
10MHz	1 RB high	711.0	23.12	22.32	20.98	18.95	18.15	16.81
		707.5	23.08	22.35	20.99	18.91	18.18	16.82
		704.0	23.05	22.39	21.08	18.88	18.22	16.91

	1 RB low	711.0	23.04	22.32	20.85	18.87	18.15	16.68
		707.5	22.99	22.28	20.92	18.82	18.11	16.75
		704.0	23.02	22.34	21.02	18.85	18.17	16.85
	50% RB mid	711.0	22.15	21.10	20.16	17.98	16.93	15.99
		707.5	22.17	21.10	20.21	18.00	16.93	16.04
		704.0	22.11	21.08	20.14	17.94	16.91	15.97
	100% RB	711.0	22.15	21.10	20.19	17.98	16.93	16.02
		707.5	22.31	21.25	20.25	18.14	17.08	16.08
		704.0	22.06	21.01	20.07	17.89	16.84	15.90

LTE Band 13

Bandwidth	RB size/offset	Frequency (MHz)	Conducted Power(dBm)			EIRP(dBm)(Gt-Lc = -2.28)		
			QPSK	16QAM	64QAM	QPSK	16QAM	64QAM
5MHz	1 RB high	784.5	23.26	22.63	21.56	18.83	18.20	17.13
		782.0	23.14	22.49	21.38	18.71	18.06	16.95
		779.5	23.24	22.58	21.51	18.81	18.15	17.08
	1 RB low	784.5	23.22	22.81	21.56	18.79	18.38	17.13
		782.0	23.03	22.66	21.37	18.60	18.23	16.94
		779.5	23.15	22.78	21.49	18.72	18.35	17.06
	50% RB mid	784.5	22.43	21.47	20.47	18.00	17.04	16.04
		782.0	22.28	21.33	20.30	17.85	16.90	15.87
		779.5	22.39	21.44	20.44	17.96	17.01	16.01
	100% RB	784.5	22.48	21.44	20.44	18.05	17.01	16.01
		782.0	22.29	21.29	20.29	17.86	16.86	15.86
		779.5	22.41	21.40	20.40	17.98	16.97	15.97
10MHz	1 RB high	782.0	23.08	22.44	21.33	18.65	18.01	16.90
	1 RB low	782.0	22.98	22.37	21.29	18.55	17.94	16.86
	50% RB mid	782.0	22.24	21.26	20.23	17.81	16.83	15.80
	100% RB	782.0	22.28	21.25	20.25	17.85	16.82	15.82

LTE Band 26(814MHz~824MHz)

Bandwidth	RB size/offset	Frequency (MHz)	Conducted Power(dBm)			EIRP(dBm)(Gt-Lc = -1.68)		
			QPSK	16QAM	64QAM	QPSK	16QAM	64QAM
1.4MHz	1 RB high	823.3	23.60	22.61	21.71	19.77	18.78	17.88
		819.0	23.57	22.60	21.65	19.74	18.77	17.82
		814.7	23.57	22.55	21.65	19.74	18.72	17.82
	1 RB low	823.3	23.57	22.55	21.68	19.74	18.72	17.85
		819.0	23.59	22.55	21.67	19.76	18.72	17.84
		814.7	23.58	22.53	21.66	19.75	18.70	17.83
	50% RB mid	823.3	23.67	22.83	21.72	19.84	19.00	17.89
		819.0	23.66	22.82	21.64	19.83	18.99	17.81
		814.7	23.63	22.75	21.68	19.80	18.92	17.85
	100% RB	823.3	22.66	21.84	20.60	18.83	18.01	16.77
		819.0	22.67	21.59	20.59	18.84	17.76	16.76
		814.7	22.66	21.82	20.57	18.83	17.99	16.74
3MHz	1 RB high	822.5	23.61	22.55	21.70	19.78	18.72	17.87
		819.0	23.56	22.54	21.67	19.73	18.71	17.84
		815.5	23.58	22.49	21.60	19.75	18.66	17.77
	1 RB low	822.5	23.58	22.56	21.66	19.75	18.73	17.83
		819.0	23.60	22.53	21.65	19.77	18.70	17.82
		815.5	23.62	22.57	21.69	19.79	18.74	17.86
	50% RB mid	822.5	22.59	21.68	20.58	18.76	17.85	16.75
		819.0	22.55	21.73	20.62	18.72	17.90	16.79
		815.5	22.55	21.68	20.59	18.72	17.85	16.76
	100% RB	822.5	22.55	21.57	20.54	18.72	17.74	16.71
		819.0	22.56	21.59	20.52	18.73	17.76	16.69
		815.5	22.53	21.53	20.51	18.70	17.70	16.68
5MHz	1 RB high	821.5	23.53	22.60	21.64	19.70	18.77	17.81
		819.0	23.49	22.53	21.56	19.66	18.70	17.73
		816.5	23.50	22.56	21.60	19.67	18.73	17.77
	1 RB low	821.5	23.50	22.56	21.59	19.67	18.73	17.76
		819.0	23.47	22.50	21.57	19.64	18.67	17.74
		816.5	23.49	22.55	21.60	19.66	18.72	17.77
	50% RB mid	821.5	22.63	21.72	20.58	18.80	17.89	16.75
		819.0	22.61	21.70	20.60	18.78	17.87	16.77
		816.5	22.61	21.70	20.54	18.78	17.87	16.71
	100% RB	821.5	22.63	21.63	20.55	18.80	17.80	16.72
		819.0	22.60	21.62	20.54	18.77	17.79	16.71
		816.5	22.57	21.59	20.50	18.74	17.76	16.67
10MHz	1 RB high	819.0	23.64	22.60	21.67	19.81	18.77	17.84
	1 RB low	819.0	23.65	22.57	21.68	19.82	18.74	17.85
	50% RB	819.0	22.62	21.79	20.61	18.79	17.96	16.78



I21Z62363-WMD03

	mid							
	100% RB	819.0	22.67	21.75	20.59	18.84	17.92	16.76

LTE band 26(824MHz~849MHz)

Bandwidth	RB size/offset	Frequency (MHz)	Conducted Power(dBm)			EIRP(dBm)(Gt-Lc = -1.68)		
			QPSK	16QAM	64QAM	QPSK	16QAM	64QAM
1.4MHz	1 RB high	848.3	23.60	22.65	21.68	19.77	18.82	17.85
		836.5	23.56	22.59	21.70	19.73	18.76	17.87
		824.7	23.57	22.60	21.69	19.74	18.77	17.86
	1 RB low	848.3	23.60	22.66	21.72	19.77	18.83	17.89
		836.5	23.52	22.48	21.64	19.69	18.65	17.81
		824.7	23.58	22.57	21.72	19.75	18.74	17.89
	50% RB mid	848.3	23.64	22.77	21.76	19.81	18.94	17.93
		836.5	23.63	22.75	21.67	19.80	18.92	17.84
		824.7	23.68	22.85	21.76	19.85	19.02	17.93
	100% RB	848.3	22.72	21.82	20.70	18.89	17.99	16.87
		836.5	22.62	21.81	20.63	18.79	17.98	16.80
		824.7	22.69	21.89	20.66	18.86	18.06	16.83
3MHz	1 RB high	847.5	23.62	22.47	21.61	19.79	18.64	17.78
		836.5	23.55	22.47	21.59	19.72	18.64	17.76
		825.5	23.60	22.56	21.67	19.77	18.73	17.84
	1 RB low	847.5	23.62	22.56	21.69	19.79	18.73	17.86
		836.5	23.56	22.53	21.65	19.73	18.70	17.82
		825.5	23.66	22.66	21.70	19.83	18.83	17.87
	50% RB mid	847.5	22.59	21.69	20.63	18.76	17.86	16.80
		836.5	22.55	21.67	20.60	18.72	17.84	16.77
		825.5	22.59	21.74	20.62	18.76	17.91	16.79
	100% RB	847.5	22.57	21.57	20.57	18.74	17.74	16.74
		836.5	22.55	21.57	20.52	18.72	17.74	16.69
		825.5	22.55	21.56	20.55	18.72	17.73	16.72
5MHz	1 RB high	846.5	23.49	22.49	21.51	19.66	18.66	17.68
		836.5	23.48	22.55	21.56	19.65	18.72	17.73
		826.5	23.55	22.60	21.61	19.72	18.77	17.78
	1 RB low	846.5	23.49	22.51	21.55	19.66	18.68	17.72
		836.5	23.45	22.49	21.59	19.62	18.66	17.76
		826.5	23.53	22.58	21.60	19.70	18.75	17.77
	50% RB mid	846.5	22.60	21.69	20.62	18.77	17.86	16.79
		836.5	22.56	21.69	20.57	18.73	17.86	16.74
		826.5	22.63	21.72	20.60	18.80	17.89	16.77
	100% RB	846.5	22.62	21.61	20.58	18.79	17.78	16.75
		836.5	22.56	21.57	20.50	18.73	17.74	16.67
		826.5	22.60	21.59	20.54	18.77	17.76	16.71
10MHz	1 RB high	844.0	23.68	22.58	21.63	19.85	18.75	17.80
		836.5	23.66	22.60	21.67	19.83	18.77	17.84
		829.0	23.64	22.59	21.62	19.81	18.76	17.79



I21Z62363-WMD03

	1 RB low	844.0	23.61	22.55	21.67	19.78	18.72	17.84
		836.5	23.64	22.59	21.70	19.81	18.76	17.87
		829.0	23.65	22.60	21.71	19.82	18.77	17.88
	50% RB mid	844.0	22.51	21.82	20.64	18.68	17.99	16.81
		836.5	22.60	21.79	20.58	18.77	17.96	16.75
		829.0	22.74	21.81	20.60	18.91	17.98	16.77
	100% RB	844.0	22.63	21.69	20.63	18.80	17.86	16.80
		836.5	22.59	21.67	20.56	18.76	17.84	16.73
		829.0	22.69	21.76	20.64	18.86	17.93	16.81
15MHz	1 RB high	841.5	23.58	22.80	21.54	19.75	18.97	17.71
		836.5	23.53	22.81	21.57	19.70	18.98	17.74
		831.5	23.55	22.82	21.55	19.72	18.99	17.72
	1 RB low	841.5	23.50	22.82	21.64	19.67	18.99	17.81
		836.5	23.55	22.87	21.66	19.72	19.04	17.83
		831.5	23.55	22.90	21.68	19.72	19.07	17.85
	50% RB mid	841.5	22.67	21.69	20.58	18.84	17.86	16.75
		836.5	22.66	21.65	20.55	18.83	17.82	16.72
		831.5	22.69	21.65	20.56	18.86	17.82	16.73
	100% RB	841.5	22.71	21.69	20.57	18.88	17.86	16.74
		836.5	22.64	21.64	20.46	18.81	17.81	16.63
		831.5	22.68	21.67	20.54	18.85	17.84	16.71

LTE band 66

Bandwidth	RB size/offset	Frequency (MHz)	Conducted Power(dBm)			EIRP(dBm)(Gt-Lc = -0.81)		
			QPSK	16QAM	64QAM	QPSK	16QAM	64QAM
1.4MHz	1 RB high	1779.3	22.68	22.19	21.24	21.87	21.38	20.43
		1745.0	22.95	22.08	21.26	22.14	21.27	20.45
		1710.7	22.66	21.91	21.34	21.85	21.10	20.53
	1 RB low	1779.3	22.84	22.28	21.36	22.03	21.47	20.55
		1745.0	23.00	22.15	21.44	22.19	21.34	20.63
		1710.7	22.79	22.60	21.45	21.98	21.79	20.64
	50% RB mid	1779.3	23.01	22.19	21.42	22.20	21.38	20.61
		1745.0	23.30	22.09	21.47	22.49	21.28	20.66
		1710.7	22.93	22.01	21.39	22.12	21.20	20.58
	100% RB	1779.3	22.04	21.19	20.48	21.23	20.38	19.67
		1745.0	22.32	21.18	20.54	21.51	20.37	19.73
		1710.7	21.97	20.88	20.44	21.16	20.07	19.63
3MHz	1 RB high	1778.5	22.72	22.22	21.27	21.91	21.41	20.46
		1745.0	23.00	22.12	21.25	22.19	21.31	20.44
		1711.5	22.69	21.93	21.36	21.88	21.12	20.55
	1 RB low	1778.5	22.87	22.31	21.39	22.06	21.50	20.58
		1745.0	23.04	22.17	21.46	22.23	21.36	20.65
		1711.5	22.81	22.63	21.48	22.00	21.82	20.67
	50% RB mid	1778.5	22.13	21.31	20.54	21.32	20.50	19.73
		1745.0	22.40	21.22	20.60	21.59	20.41	19.79
		1711.5	22.05	21.12	20.50	21.24	20.31	19.69
	100% RB	1778.5	22.07	21.22	20.51	21.26	20.41	19.70
		1745.0	22.36	21.22	20.58	21.55	20.41	19.77
		1711.5	21.97	20.91	20.47	21.16	20.10	19.66
5MHz	1 RB high	1777.5	22.68	22.18	21.23	21.87	21.37	20.42
		1745.0	22.95	22.10	21.23	22.14	21.29	20.42
		1712.5	22.66	21.90	21.37	21.85	21.09	20.56
	1 RB low	1777.5	22.83	22.28	21.36	22.02	21.47	20.55
		1745.0	23.02	22.13	21.46	22.21	21.32	20.65
		1712.5	22.78	22.60	21.45	21.97	21.79	20.64
	50% RB mid	1777.5	22.08	21.27	20.50	21.27	20.46	19.69
		1745.0	22.36	21.17	20.55	21.55	20.36	19.74
		1712.5	22.03	21.09	20.47	21.22	20.28	19.66
	100% RB	1777.5	22.05	21.17	20.46	21.24	20.36	19.65
		1745.0	22.35	21.18	20.54	21.54	20.37	19.73
		1712.5	21.97	20.89	20.45	21.16	20.08	19.64
10MHz	1 RB high	1775.0	22.71	22.21	21.26	21.90	21.40	20.45
		1745.0	22.99	22.12	21.25	22.18	21.31	20.44
		1715.0	22.68	21.93	21.36	21.87	21.12	20.55

	1 RB low	1775.0	22.86	22.30	21.38	22.05	21.49	20.57
		1745.0	23.03	22.16	21.45	22.22	21.35	20.64
		1715.0	22.80	22.62	21.47	21.99	21.81	20.66
	50% RB mid	1775.0	22.12	21.30	20.53	21.31	20.49	19.72
		1745.0	22.41	21.21	20.59	21.60	20.40	19.78
		1715.0	22.06	21.11	20.49	21.25	20.30	19.68
	100% RB	1775.0	22.09	21.21	20.50	21.28	20.40	19.69
		1745.0	22.37	21.23	20.59	21.56	20.42	19.78
		1715.0	22.01	20.92	20.48	21.20	20.11	19.67
15MHz	1 RB high	1772.5	22.67	22.18	21.27	21.86	21.37	20.46
		1745.0	22.94	22.08	21.24	22.13	21.27	20.43
		1717.5	22.65	21.90	21.37	21.84	21.09	20.56
	1 RB low	1772.5	22.84	22.28	21.36	22.03	21.47	20.55
		1745.0	22.99	22.14	21.43	22.18	21.33	20.62
		1717.5	22.79	22.57	21.42	21.98	21.76	20.61
	50% RB mid	1772.5	22.08	21.26	20.52	21.27	20.45	19.71
		1745.0	22.36	21.16	20.56	21.55	20.35	19.75
		1717.5	22.03	21.08	20.47	21.22	20.27	19.66
	100% RB	1772.5	22.04	21.17	20.46	21.23	20.36	19.65
		1745.0	22.33	21.18	20.54	21.52	20.37	19.73
		1717.5	21.99	20.89	20.45	21.18	20.08	19.64
20MHz	1 RB high	1770.0	22.64	22.16	21.21	21.83	21.35	20.40
		1745.0	22.93	22.05	21.18	22.12	21.24	20.37
		1720.0	22.63	21.88	21.31	21.82	21.07	20.50
	1 RB low	1770.0	22.81	22.23	21.31	22.00	21.42	20.50
		1745.0	22.95	22.10	21.39	22.14	21.29	20.58
		1720.0	22.76	21.94	21.40	21.95	21.13	20.59
	50% RB mid	1770.0	22.05	21.23	20.46	21.24	20.42	19.65
		1745.0	22.32	21.14	20.52	21.51	20.33	19.71
		1720.0	22.01	21.05	20.43	21.20	20.24	19.62
	100% RB	1770.0	22.00	21.14	20.43	21.19	20.33	19.62
		1745.0	22.28	21.14	20.50	21.47	20.33	19.69
		1720.0	21.96	20.87	20.43	21.15	20.06	19.62

A.2 Emission Limit

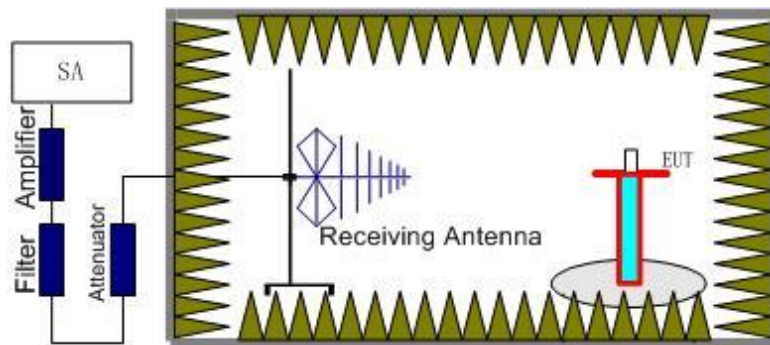
A.2.1 Measurement Method

The measurements procedures in TIA-603E-2016 are used. This measurement is carried out in fully anechoic chamber FAC-3.

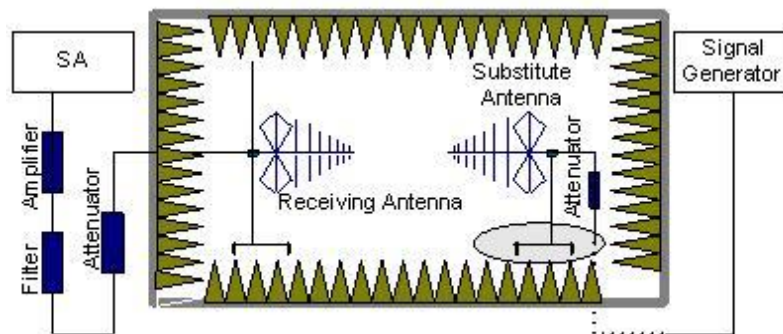
The spectrum was scanned from 30 MHz to the 10th harmonic of the highest frequency generated within the equipment, which is the transmitted carrier. The resolution bandwidth is set 1MHz. The spectrum was scanned with the mobile station transmitting at carrier frequencies that pertain to low, mid and high channels of each LTE Band.

The procedure of radiated spurious emissions is as follows:

1. EUT was placed on a 1.5-meter-high non-conductive stand at a 3-meter test distance from the receive antenna. A receiving antenna was placed on the antenna mast 3 meters from the EUT for emission measurements. The height of receiving antenna is 1.5m. The test setup refers to figure below. Detected emissions were maximized at each frequency by rotating the EUT through 360 and adjusting the receiving antenna polarization. The radiated emission measurements of all non-harmonic and harmonics of the transmit frequency through the 10th harmonic were measured with peak detector.



2. The EUT is then put into continuously transmitting mode at its maximum power level during the test. And the maximum value of the receiver should be recorded as (Pr).
3. The EUT shall be replaced by a substitution antenna. The test setup refers to figure below.



In the chamber, a substitution antenna for the frequency band of interest is placed at the reference point of the chamber. An RF Signal source for the frequency band of interest is connected to the substitution antenna with a cable that has been constructed to not interfere with the radiation pattern of the antenna. A power (P_{Mea}) is applied to the input of the substitution antenna. Adjust the level of the signal generator output until the value of the receiver reaches the previously recorded (P_r). The power of signal source (P_{Mea}) is recorded. The test should be performed by rotating the test item and adjusting the receiving antenna polarization.

4. The Path loss (P_{pl}) between the Signal Source with the Substitution Antenna and the Substitution Antenna Gain (G_a) should be recorded after test.

An amplifier should be connected in for the test.

The Path loss (P_{pl}) is the summation of the cable loss and the gain of the amplifier.

The measurement results are obtained as described below:

$$\text{Power (EIRP)} = P_{Mea} - P_{pl} + G_a$$

5. This value is EIRP since the measurement is calibrated using an antenna of known gain (unit: dBi) and known input power.
6. ERP can be calculated from EIRP by subtracting the gain of the dipole, $ERP = EIRP - 2.15\text{dB}$.

A.2.2 Measurement Limit

Part 24.238 specify that the power of any emission outside of the authorized operating frequency ranges must be attenuated below the transmitting power (P) by a factor of at least $43 + 10 \log(P)$ dB.

Part 27.53(m) specifies for mobile digital stations, the attenuation factor shall be not less than $40 + 10 \log(P)$ dB on all frequencies between the channel edge and 5 megahertz from the channel edge, $43 + 10 \log(P)$ dB on all frequencies between 5 megahertz and X megahertz from the channel edge, and $55 + 10 \log(P)$ dB on all frequencies more than X megahertz from the channel edge, where X is the greater of 6 megahertz or the actual emission bandwidth as defined in paragraph (m)(6) of this section. In addition, the attenuation factor shall not be less that $43 + 10 \log(P)$ dB on all frequencies between 2490.5 MHz and 2496 MHz and $55 + 10 \log(P)$ dB at or below 2490.5 MHz. Mobile Satellite Service licensees operating on frequencies below 2495 MHz may also submit a documented interference complaint against BRS licensees operating on channel BRS Channel 1 on the same terms and conditions as adjacent channel BRS or EBS licensees. Part 27.53(g) states for operations in the 600 MHz band and the 698–746 MHz band, the power of any emission outside a licensee's frequency band(s) of operation shall be attenuated below the transmitter power (P) within the licensed band(s) of operation, measured in watts, by at least $43 + 10 \log(P)$ dB. Compliance with this provision is based on the use of measurement instrumentation employing a resolution bandwidth of 100 kilohertz or greater. However, in the 100 kilohertz bands immediately outside and adjacent to a licensee's frequency block, a resolution bandwidth of at least 30 kHz may be employed.

Part 27.53(g) states for operations in the 600 MHz band and the 698–746 MHz band, the



power of any emission outside a licensee's frequency band(s) of operation shall be attenuated below the transmitter power (P) within the licensed band(s) of operation, measured in watts, by at least $43 + 10 \log(P)$ dB. Compliance with this provision is based on the use of measurement instrumentation employing a resolution bandwidth of 100 kilohertz or greater. However, in the 100 kilohertz bands immediately outside and adjacent to a licensee's frequency block, a resolution bandwidth of at least 30 kHz may be employed.

Part 90.691 states that out-of-band emission requirement shall apply only to the "outer" channels included in an EA license and to spectrum adjacent to interior channels used by incumbent licensees. The emission limits are as follows: For any frequency removed from the EA licensee's frequency block by up to and including 37.5 kHz, the power of any emission shall be attenuated below the transmitter power (P) in watts by at least $116 \log_{10}(f/6.1)$ decibels or $50 + 10 \log_{10}(P)$ decibels or 80 decibels, whichever is the lesser attenuation, where f is the frequency removed from the center of the outer channel in the block in kilohertz and where f is greater than 12.5 kHz. For any frequency removed from the EA licensee's frequency block greater than 37.5 kHz, the power of any emission shall be attenuated below the transmitter power (P) in watts by at least $43 + 10 \log_{10}(P)$ decibels or 80 decibels, whichever is the lesser attenuation, where f is the frequency removed from the center of the outer channel in the block in kilohertz and where f is greater than 37.5 kHz.

Part 22.917 specify that the power of any emission outside of the authorized operating frequency ranges must be attenuated below the transmitting power (P) by a factor of at least $43 + 10 \log(P)$ dB.

Part 27.53(h) specify that the power of any emission outside of the authorized operating frequency ranges must be attenuated below the transmitting power (P) by a factor of at least $43 + 10 \log(P)$ dB.

A.2.3 Measurement Results

Radiated emissions measurements were made only at the upper, middle, and lower carrier frequencies of each LTE Band. It was decided that measurements at these three carrier frequencies would be sufficient to demonstrate compliance with emissions limits because it was seen that all the significant spurs occur well outside the band and no radiation was seen from a carrier in one block of each LTE Band into any of the other blocks. The equipment must still, however, meet emissions requirements with the carrier at all frequencies over which it is capable of operating and it is the manufacturer's responsibility to verify this. The range of evaluated frequency is from 30MHz to 26GHz.

LTE Band 2, 1.4MHz, QPSK, Channel 18607

Frequency (MHz)	P _{Mea} (dBm)	Path Loss(dB)	Antenna Gain(dBi)	Peak EIRP (dBm)	Limit (dBm)	Margin (dB)	Polarization
3702.02	-54.36	6.42	8.48	-52.30	-13.00	39.30	H
5557.02	-36.96	7.19	10.59	-33.56	-13.00	20.56	V
7407.01	-39.06	8.14	12.09	-35.11	-13.00	22.11	V
9256.01	-38.09	9.05	13.25	-33.89	-13.00	20.89	H
11116.01	-42.92	9.77	13.18	-39.51	-13.00	26.51	H
13002.01	-47.17	10.48	13.50	-44.15	-13.00	31.15	H

LTE Band 2, 1.4MHz, QPSK, Channel 18900

Frequency (MHz)	P _{Mea} (dBm)	Path Loss(dB)	Antenna Gain(dBi)	Peak EIRP (dBm)	Limit (dBm)	Margin (dB)	Polarization
3760.02	-54.75	6.26	8.56	-52.45	-13.00	39.45	H
5641.02	-34.62	7.27	10.57	-31.32	-13.00	18.32	H
7521.01	-38.10	8.31	12.22	-34.19	-13.00	21.19	H
9405.01	-38.46	9.06	13.34	-34.18	-13.00	21.18	H
11289.01	-43.15	9.93	13.14	-39.94	-13.00	26.94	H
13137.01	-44.00	10.77	13.69	-41.08	-13.00	28.08	V

LTE Band 2, 1.4MHz, QPSK, Channel 19193

Frequency (MHz)	P _{Mea} (dBm)	Path Loss(dB)	Antenna Gain(dBi)	Peak EIRP (dBm)	Limit (dBm)	Margin (dB)	Polarization
3819.02	-55.80	6.08	8.65	-53.23	-13.00	40.23	H
5729.02	-34.82	7.29	10.55	-31.56	-13.00	18.56	H
7639.01	-33.62	8.15	12.31	-29.46	-13.00	16.46	H
9551.01	-35.20	9.36	13.35	-31.21	-13.00	18.21	H
11469.01	-41.49	9.89	13.11	-38.27	-13.00	25.27	H
13367.01	-43.74	10.57	14.01	-40.30	-13.00	27.30	H

LTE Band 7, 5 MHz, QPSK, Channel 20775

Frequency (MHz)	P _{Mea} (dBm)	Path Loss(dB)	Antenna Gain(dBi)	Peak EIRP (dBm)	Limit (dBm)	Margin (dB)	Polarization
5006.02	-54.19	6.59	9.91	-50.87	-25.00	25.87	V
7508.01	-32.34	8.36	12.21	-28.49	-25.00	3.49	H
10015.01	-39.55	9.22	12.91	-35.86	-25.00	10.86	H
12514.01	-46.33	10.21	13.21	-43.33	-25.00	18.33	H
15030.00	-42.55	11.26	13.98	-39.83	-25.00	14.83	V
17523.00	-38.03	12.81	14.93	-35.91	-25.00	10.91	V

LTE Band 7, 5 MHz, QPSK, Channel 21100

Frequency (MHz)	P _{Mea} (dBm)	Path Loss(dB)	Antenna Gain(dBi)	Peak EIRP (dBm)	Limit (dBm)	Margin (dB)	Polarization
5071.02	-53.85	6.69	10.00	-50.54	-25.00	25.54	H
7608.01	-31.60	8.01	12.29	-27.32	-25.00	2.32	H
10145.01	-45.50	9.39	12.96	-41.93	-25.00	16.93	H
12685.01	-42.04	10.32	13.31	-39.05	-25.00	14.05	H
15218.00	-43.34	11.38	13.87	-40.85	-25.00	15.85	V
17725.00	-39.56	12.32	15.22	-36.66	-25.00	11.66	V

LTE Band 7, 5 MHz, QPSK, Channel 21425

Frequency (MHz)	P _{Mea} (dBm)	Path Loss(dB)	Antenna Gain(dBi)	Peak EIRP (dBm)	Limit (dBm)	Margin (dB)	Polarization
5135.02	-50.62	6.86	10.09	-47.39	-25.00	22.39	H
7704.01	-31.95	8.42	12.36	-28.01	-25.00	3.01	H
10278.01	-40.37	9.57	13.01	-36.93	-25.00	11.93	H
12851.01	-42.09	10.63	13.41	-39.31	-25.00	14.31	H
15408.00	-37.46	11.40	13.76	-35.10	-25.00	10.10	H
17990.00	-38.81	12.90	15.59	-36.12	-25.00	11.12	V

LTE Band 12, 1.4MHz, QPSK, Channel 23017

Frequency (MHz)	P _{Mea} (dBm)	Path Loss(dB)	Antenna Gain(dBi)	Correction (dB)	Peak ERP (dBm)	Limit (dBm)	Margin (dB)	Polarization
1400.01	-27.56	3.24	4.98	2.15	-27.97	-13.00	14.97	H
2100.00	-39.71	4.19	4.90	2.15	-41.15	-13.00	28.15	H
2803.00	-46.19	4.92	6.65	2.15	-46.61	-13.00	33.61	V
3499.02	-58.20	5.52	8.20	2.15	-57.67	-13.00	44.67	H
4201.02	-53.22	6.21	9.10	2.15	-52.48	-13.00	39.48	H
4901.01	-46.85	6.73	9.80	2.15	-45.93	-13.00	32.93	H

LTE Band 12, 1.4MHz, QPSK, Channel 23095

Frequency (MHz)	P _{Mea} (dBm)	Path Loss(dB)	Antenna Gain(dBi)	Correction (dB)	Peak ERP (dBm)	Limit (dBm)	Margin (dB)	Polarization
1415.01	-28.53	3.25	5.06	2.15	-28.87	-13.00	15.87	H
2123.00	-40.85	4.21	4.97	2.15	-42.24	-13.00	29.24	H
2820.00	-45.89	4.94	6.68	2.15	-46.30	-13.00	33.30	V
3538.02	-56.71	5.70	8.25	2.15	-56.31	-13.00	43.31	H
4249.02	-53.81	6.24	9.15	2.15	-53.05	-13.00	40.05	V
4955.01	-47.45	6.68	9.86	2.15	-46.42	-13.00	33.42	H

LTE Band 12, 1.4MHz, QPSK, Channel 23173

Frequency (MHz)	P _{Mea} (dBm)	Path Loss(dB)	Antenna Gain(dBi)	Correction (dB)	Peak ERP (dBm)	Limit (dBm)	Margin (dB)	Polarization
1431.01	-32.02	3.28	5.14	2.15	-32.31	-13.00	19.31	H
2146.00	-42.38	4.24	5.04	2.15	-43.73	-13.00	30.73	H
2867.00	-46.57	4.96	6.76	2.15	-46.92	-13.00	33.92	H
3577.02	-54.45	6.10	8.31	2.15	-54.39	-13.00	41.39	H
4296.02	-51.27	6.20	9.20	2.15	-50.42	-13.00	37.42	V
5011.01	-45.83	6.58	9.92	2.15	-44.64	-13.00	31.64	H

LTE Band 13, 5MHz, QPSK, Channel 23205

Frequency (MHz)	P _{Mea} (dBm)	Path Loss(dB)	Antenna Gain(dBi)	Correction (dB)	Peak ERP (dBm)	Limit (dBm)	Margin (dB)	Polarization
1559.46	-39.78	3.47	5.39	0.00	-40.01	-40.00	0.01	H
2338.98	-44.94	4.44	5.62	2.15	-45.91	-13.00	32.91	H
3120.52	-58.07	5.39	7.29	2.15	-58.32	-13.00	45.32	H
3894.52	-57.25	6.11	8.75	2.15	-56.76	-13.00	43.76	H
4678.52	-57.10	6.49	9.58	2.15	-56.16	-13.00	43.16	V
5458.01	-56.05	6.90	10.54	2.15	-54.56	-13.00	41.56	H

LTE Band 13, 5MHz, QPSK, Channel 23230

Frequency (MHz)	P _{Mea} (dBm)	Path Loss(dB)	Antenna Gain(dBi)	Correction (dB)	Peak ERP (dBm)	Limit (dBm)	Margin (dB)	Polarization
1564.41	-40.32	3.48	5.38	0.00	-40.57	-40.00	0.57	H
2349.48	-48.06	4.46	5.65	2.15	-49.02	-13.00	36.02	H
3123.52	-58.19	5.40	7.30	2.15	-58.44	-13.00	45.44	H
3908.02	-58.88	6.11	8.77	2.15	-58.37	-13.00	45.37	H
4693.52	-53.61	6.50	9.59	2.15	-52.67	-13.00	39.67	V
5478.01	-55.72	6.98	10.57	2.15	-54.28	-13.00	41.28	H

LTE Band 13, 5MHz, QPSK, Channel 23255

Frequency (MHz)	P _{Mea} (dBm)	Path Loss(dB)	Antenna Gain(dBi)	Correction (dB)	Peak ERP (dBm)	Limit (dBm)	Margin (dB)	Polarization
1569.33	-39.92	3.48	5.38	0.00	-40.17	-40.00	0.17	H
2354.16	-45.21	4.46	5.66	2.15	-46.16	-13.00	33.16	H
3139.52	-57.48	5.38	7.33	2.15	-57.68	-13.00	44.68	H
3935.52	-58.40	6.12	8.81	2.15	-57.86	-13.00	44.86	H
4708.02	-56.90	6.51	9.61	2.15	-55.95	-13.00	42.95	H
5492.51	-54.34	7.03	10.59	2.15	-52.93	-13.00	39.93	V

LTE Band 26(814MHz~824MHz), 1.4MHz, QPSK, Channel 26697

Frequency (MHz)	P _{Mea} (dBm)	Path Loss(dB)	Antenna Gain(dBi)	Correction (dB)	Peak ERP (dBm)	Limit (dBm)	Margin (dB)	Polarization
1630.01	-27.77	3.55	5.27	2.15	-28.20	-13.00	15.20	H
2439.00	-36.21	4.56	5.92	2.15	-37.00	-13.00	24.00	V
3263.02	-59.73	5.28	7.63	2.15	-59.53	-13.00	46.53	H
4089.02	-58.77	6.04	8.99	2.15	-57.97	-13.00	44.97	V
4889.01	-57.63	6.73	9.79	2.15	-56.72	-13.00	43.72	H
5707.01	-53.21	7.29	10.56	2.15	-52.09	-13.00	39.09	H

LTE Band 26(814MHz~824MHz), 1.4MHz, QPSK, Channel 26740

Frequency (MHz)	P _{Mea} (dBm)	Path Loss(dB)	Antenna Gain(dBi)	Correction (dB)	Peak ERP (dBm)	Limit (dBm)	Margin (dB)	Polarization
1638.01	-26.87	3.56	5.25	2.15	-27.33	-13.00	14.33	V
2438.00	-35.24	4.56	5.91	2.15	-36.04	-13.00	23.04	H
3262.02	-59.96	5.28	7.63	2.15	-59.76	-13.00	46.76	V
4100.02	-58.66	6.04	9.00	2.15	-57.85	-13.00	44.85	V
4915.01	-55.29	6.73	9.82	2.15	-54.35	-13.00	41.35	H
5737.01	-50.25	7.28	10.55	2.15	-49.13	-13.00	36.13	H

LTE Band 26(814MHz~824MHz), 1.4MHz, QPSK, Channel 26783

Frequency (MHz)	P _{Mea} (dBm)	Path Loss(dB)	Antenna Gain(dBi)	Correction (dB)	Peak ERP (dBm)	Limit (dBm)	Margin (dB)	Polarization
1647.01	-27.74	3.56	5.24	2.15	-28.21	-13.00	15.21	V
2438.00	-35.22	4.56	5.91	2.15	-36.02	-13.00	23.02	V
3103.02	-57.39	5.33	7.25	2.15	-57.62	-13.00	44.62	V
4150.02	-57.40	6.09	9.05	2.15	-56.59	-13.00	43.59	H
4946.01	-56.23	6.70	9.85	2.15	-55.23	-13.00	42.23	H
5767.01	-52.25	7.24	10.55	2.15	-51.09	-13.00	38.09	H

LTE Band 26(824MHz~849MHz), 1.4MHz, QPSK, Channel 26797

Frequency (MHz)	P _{Mea} (dBm)	Path Loss(dB)	Antenna Gain(dBi)	Correction (dB)	Peak ERP (dBm)	Limit (dBm)	Margin (dB)	Polarization
1649.01	-27.84	3.56	5.23	2.15	-28.32	-13.00	15.32	V
2457.00	-40.15	4.58	5.97	2.15	-40.91	-13.00	27.91	V
3283.02	-59.87	5.28	7.68	2.15	-59.62	-13.00	46.62	V
4140.02	-57.53	6.07	9.04	2.15	-56.71	-13.00	43.71	H
4953.01	-56.11	6.68	9.85	2.15	-55.09	-13.00	42.09	H
5777.01	-51.43	7.22	10.54	2.15	-50.26	-13.00	37.26	H

LTE Band 26(824MHz~849MHz), 1.4MHz, QPSK, Channel 26915

Frequency (MHz)	P _{Mea} (dBm)	Path Loss(dB)	Antenna Gain(dBi)	Correction (dB)	Peak ERP (dBm)	Limit (dBm)	Margin (dB)	Polarization
1673.01	-26.43	3.58	5.19	2.15	-26.97	-13.00	13.97	H
2502.00	-47.51	4.63	6.10	2.15	-48.19	-13.00	35.19	V
3359.02	-60.49	5.33	7.86	2.15	-60.11	-13.00	47.11	V
4186.02	-57.64	6.17	9.09	2.15	-56.87	-13.00	43.87	H
5023.01	-54.11	6.56	9.93	2.15	-52.89	-13.00	39.89	V
5859.01	-52.41	7.26	10.53	2.15	-51.29	-13.00	38.29	H

LTE Band 26(824MHz~849MHz), 1.4MHz, QPSK, Channel 27033

Frequency (MHz)	P _{Mea} (dBm)	Path Loss(dB)	Antenna Gain(dBi)	Correction (dB)	Peak ERP (dBm)	Limit (dBm)	Margin (dB)	Polarization
1697.01	-27.00	3.60	5.15	2.15	-27.60	-13.00	14.60	H
2552.00	-45.93	4.67	6.19	2.15	-46.56	-13.00	33.56	H
3376.02	-59.60	5.34	7.90	2.15	-59.19	-13.00	46.19	H
4245.02	-56.91	6.24	9.15	2.15	-56.15	-13.00	43.15	H
5095.01	-51.90	6.76	10.03	2.15	-50.78	-13.00	37.78	H
5942.01	-48.70	7.47	10.51	2.15	-47.81	-13.00	34.81	H

LTE Band 66, 1.4MHz QPSK, Channel 131979

Frequency (MHz)	P _{Mea} (dBm)	Path Loss(dB)	Antenna Gain(dBi)	Peak EIRP (dBm)	Limit (dBm)	Margin (dB)	Polarization
3422.02	-61.29	5.38	8.01	-58.66	-13.00	45.66	H
5136.02	-45.69	6.86	10.09	-42.46	-13.00	29.46	H
6846.01	-43.38	7.83	11.42	-39.79	-13.00	26.79	H
8559.01	-48.96	8.57	13.01	-44.52	-13.00	31.52	V
10277.01	-58.32	9.56	13.01	-54.87	-13.00	41.87	V
11980.01	-58.72	10.14	13.00	-55.86	-13.00	42.86	H

LTE Band 66, 1.4MHz, QPSK, Channel 132322

Frequency (MHz)	P _{Mea} (dBm)	Path Loss(dB)	Antenna Gain(dBi)	Peak EIRP (dBm)	Limit (dBm)	Margin (dB)	Polarization
3490.02	-62.18	5.50	8.18	-59.50	-13.00	46.50	H
5237.02	-42.37	7.00	10.23	-39.14	-13.00	26.14	H
6983.01	-48.17	8.17	11.58	-44.76	-13.00	31.76	H
8730.01	-50.58	8.45	13.05	-45.98	-13.00	32.98	V
10484.01	-57.67	9.68	13.09	-54.26	-13.00	41.26	V
12228.01	-59.56	10.04	13.09	-56.51	-13.00	43.51	H

LTE Band 66, 1.4MHz, QPSK, Channel 132665

Frequency (MHz)	P _{Mea} (dBm)	Path Loss(dB)	Antenna Gain(dBi)	Peak EIRP (dBm)	Limit (dBm)	Margin (dB)	Polarization
3559.02	-62.90	5.92	8.28	-60.54	-13.00	47.54	H
5341.02	-43.43	6.95	10.38	-40.00	-13.00	27.00	H
7120.01	-46.12	8.16	11.74	-42.54	-13.00	29.54	H
8898.01	-49.18	8.84	13.08	-44.94	-13.00	31.94	V
10683.01	-56.74	9.30	13.14	-52.90	-13.00	39.90	H
12510.01	-59.44	10.20	13.21	-56.43	-13.00	43.43	H

Note: The maximum value of expanded measurement uncertainty for this test item is $U = 5.16$ dB, $k = 2$.

A.3 Frequency Stability

A.3.1 Method of Measurement

Frequency stability is a measure of the frequency drift due to temperature and supply voltage variations, with reference to the frequency measured at +20 °C and rated supply voltage. Two reference points are established at the applicable unwanted emissions limit using a RBW equal to the RBW required by the unwanted emissions specification of the applicable regulatory standard. These reference points measured using the lowest and highest channel of operation shall be identified as F_L and F_H respectively.

In order to measure the carrier frequency under the condition of AFC lock, it is necessary to make measurements with the EUT in a “call mode”. This is accomplished with the use of CMW500.

1. Measure the carrier frequency at room temperature.
2. Subject the EUT to overnight soak at -30°C.
3. With the EUT, powered via nominal voltage, connected to the CMW500, and in a simulated call on middle channel for each LTE band, measure the carrier frequency. These measurements should be made within 2 minutes of Powering up the EUT, to prevent significant self-warming.
4. Repeat the above measurements at 10°C increments from -30°C to +50°C. Allow at least 1.5 hours at each temperature, unpowered, before making measurements.
5. Re-measure carrier frequency at room temperature with nominal voltage. Vary supply voltage from minimum voltage to maximum voltage, in 0.1Volt increments re-measuring carrier frequency at each voltage. Pause at nominal voltage for 1.5 hours unpowered, to allow any self-heating to stabilize, before continuing.
6. Subject the EUT to overnight soak at +50°C.
7. With the EUT, powered via nominal voltage, connected to the CMW500 and in a simulated call on the center channel, measure the carrier frequency. These measurements should be made within 2 minutes of Powering up the EUT, to prevent significant self-warming.
8. Repeat the above measurements at 10 °C increments from +50°C to -30°C. Allow at least 1.5 hours at each temperature, unpowered, before making measurements.
9. At all temperature levels hold the temperature to +/- 0.5°C during the measurement procedure.

The frequency stability shall be sufficient to ensure that the fundamental emission stays within the authorized frequency block. As this transceiver is considered "Hand carried, battery powered equipment" Section 2.1055(d)(2) applies. This requires that the lower voltage for frequency stability testing be specified by the manufacturer. This transceiver is specified to operate with an input voltage of the lower, higher and nominal voltage. Operation above or below these voltage limits is prohibited by transceiver software in order to prevent improper operation as well as to protect components from overstress.

A.3.2 Measurement results

LTE Band 2, 20MHz bandwidth QPSK (worst case of all bandwidths)

Frequency Error vs Temperature

Temperature(°C)	Voltage(V)	F _L (MHz)	F _H (MHz)	Offset(Hz)	Frequency error(ppm)
20	3.85	1850.865	1909.199		
50				-4.02	0.0021
40				-3.72	0.0020
30				-5.12	0.0027
10				34.49	0.0183
0				-5.16	0.0027
-10				-2.98	0.0016
-20				-2.05	0.0011
-30				24.42	0.0130

Frequency Error vs Voltage

Voltage(V)	Temperature(°C)	F _L (MHz)	F _H (MHz)	Offset(Hz)	Frequency error(ppm)
3.5	20	1850.865	1909.199	-32.93	0.0175
4.4				-5.02	0.0027

LTE Band 7, 20MHz bandwidth QPSK (worst case of all bandwidths)

Frequency Error vs Temperature

Temperature(°C)	Voltage(V)	F _L (MHz)	F _H (MHz)	Offset(Hz)	Frequency error(ppm)
20	3.85	2500.897	2569.167		
50				-6.81	0.0027
40				3.35	0.0013
30				36.74	0.0145
10				0.56	0.0002
0				2.09	0.0008
-10				-1.10	0.0004
-20				-1.62	0.0006
-30				-7.64	0.0030

Frequency Error vs Voltage

Voltage(V)	Temperature(°C)	F _L (MHz)	F _H (MHz)	Offset(Hz)	Frequency error(ppm)
3.5	20	2500.897	2569.167	-3.82	0.0015
4.4				-2.26	0.0009

LTE Band 12, 10MHz bandwidth QPSK (worst case of all bandwidths)
Frequency Error vs Temperature

Temperature(°C)	Voltage(V)	F _L (MHz)	F _H (MHz)	Offset(Hz)	Frequency error(ppm)
20	3.85	699.481	715.519		
50				-0.23	0.0003
40				0.30	0.0004
30				1.85	0.0026
10				21.70	0.0307
0				-2.16	0.0031
-10				0.59	0.0008
-20				-2.22	0.0031
-30				0.20	0.0003

Frequency Error vs Voltage

Voltage(V)	Temperature(°C)	F _L (MHz)	F _H (MHz)	Offset(Hz)	Frequency error(ppm)
3.5	20	699.481	715.519	-0.44	0.0006
4.4				-6.41	0.0091

LTE Band 13, 10MHz bandwidth QPSK (worst case of all bandwidths)
Frequency Error vs Temperature

Temperature(°C)	Voltage(V)	F _L (MHz)	F _H (MHz)	Offset(Hz)	Frequency error(ppm)
20	3.85	777.481	786.519		
50				-1.26	0.0016
40				1.49	0.0019
30				0.47	0.0006
10				0.01	0.0000
0				0.07	0.0001
-10				-3.85	0.0049
-20				1.53	0.0020
-30				0.63	0.0008

Frequency Error vs Voltage

Voltage(V)	Temperature(°C)	F _L (MHz)	F _H (MHz)	Offset(Hz)	Frequency error(ppm)
3.5	20	777.481	786.519	-0.44	0.0006
4.4				-13.10	0.0168

LTE Band 26(814MHz~824MHz), 10MHz bandwidth QPSK (worst case of all bandwidths)
Frequency Error vs Temperature

Temperature(°C)	Voltage(V)	F _L (MHz)	F _H (MHz)	Offset(Hz)	Frequency error(ppm)
20	3.85	814.389	823.606		
50				5.19	0.0063
40				3.20	0.0039
30				3.05	0.0037
10				2.82	0.0034
0				2.53	0.0031
-10				1.54	0.0019
-20				2.47	0.0030
-30				3.93	0.0048

Frequency Error vs Voltage

Voltage(V)	Temperature(°C)	F _L (MHz)	F _H (MHz)	Offset(Hz)	Frequency error(ppm)
3.5	20	814.389	823.606	4.08	0.0050
4.4				4.48	0.0055

LTE Band 26(824MHz~849MHz), 15MHz bandwidth QPSK (worst case of all bandwidths)
Frequency Error vs Temperature

Temperature(°C)	Voltage(V)	F _L (MHz)	F _H (MHz)	Offset(Hz)	Frequency error(ppm)
20	3.85	824.577	848.447		
50				3.93	0.0047
40				-8.44	0.0101
30				4.12	0.0049
10				2.26	0.0027
0				2.50	0.0030
-10				1.12	0.0013
-20				-1.73	0.0021
-30				0.00	0.0000

Frequency Error vs Voltage

Voltage(V)	Temperature(°C)	F _L (MHz)	F _H (MHz)	Offset(Hz)	Frequency error(ppm)
3.5	20	824.577	848.447	-0.40	0.0005
4.4				2.56	0.0031

LTE Band 66, 20MHz bandwidth QPSK (worst case of all bandwidths)

Frequency Error vs Temperature

Temperature(°C)	Voltage(V)	F _L (MHz)	F _H (MHz)	Offset(Hz)	Frequency error(ppm)
20	3.85	1710.833	1779.199		
50				1.33	0.0008
40				-1.37	0.0008
30				-1.14	0.0007
10				-1.04	0.0006
0				-1.16	0.0007
-10				-0.90	0.0005
-20				-3.33	0.0019
-30				-1.14	0.0007

Frequency Error vs Voltage

Voltage(V)	Temperature(°C)	F _L (MHz)	F _H (MHz)	Offset(Hz)	Frequency error(ppm)
3.5	20	1710.833	1779.199	-1.92	0.0011
4.4				-0.49	0.0003

A.4 Occupied Bandwidth

Occupied bandwidth measurements are only provided for selected frequencies in order to reduce the amount of submitted data. Data were taken at the mid frequencies frequency. The table below lists the measured 99% BW. Spectrum analyzer plots are included on the following pages.

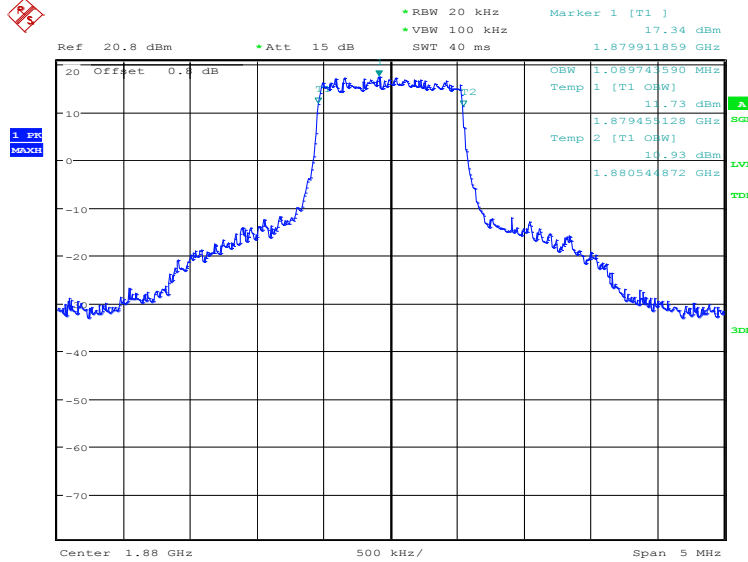
The measurement method is from ANSI C63.26:

- a) The spectrum analyzer center frequency is set to the nominal EUT channel center frequency. The frequency span for the spectrum analyzer shall be set wide enough to capture all modulation products including the emission skirts.
- b) The nominal IF filter 3 dB bandwidth (RBW) shall be in the range of 1% to 5% of the anticipated OBW, and the VBW shall be set $\geq 3 \times$ RBW.
- c) Set the reference level of the instrument as required to prevent the signal amplitude from exceeding the maximum spectrum analyzer input mixer level for linear operation.
- d) Set the detection mode to peak, and the trace mode to max-hold.

LTE band 2, 1.4MHz (99%)

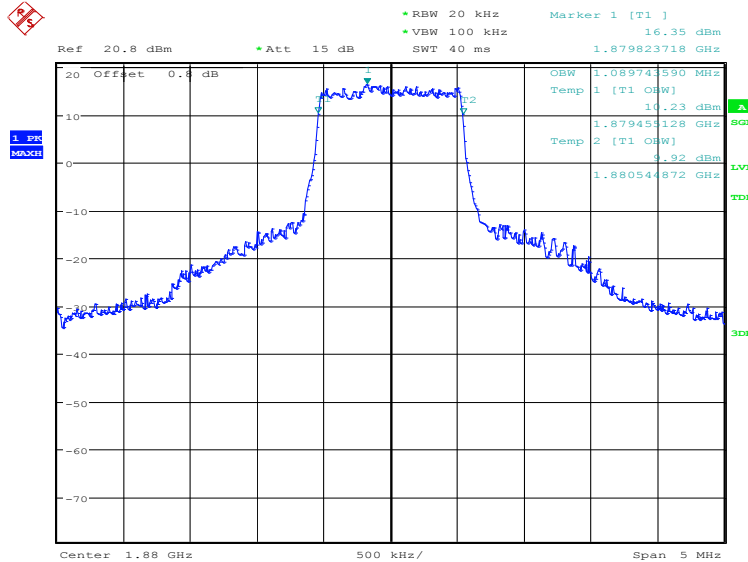
Frequency(MHz)	Occupied Bandwidth (99%)(kHz)	
1880.0	QPSK	16QAM
	1089.74	1089.74

LTE band 2, 1.4MHz Bandwidth, QPSK (99% BW)



Date: 19.NOV.2021 10:18:22

LTE band 2, 1.4MHz Bandwidth, 16QAM (99% BW)

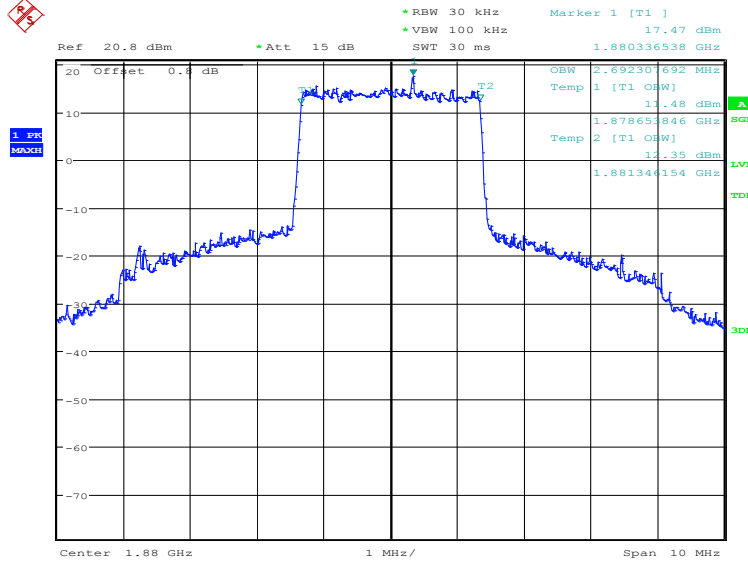


Date: 19.NOV.2021 10:19:01

LTE band 2, 3MHz (99%)

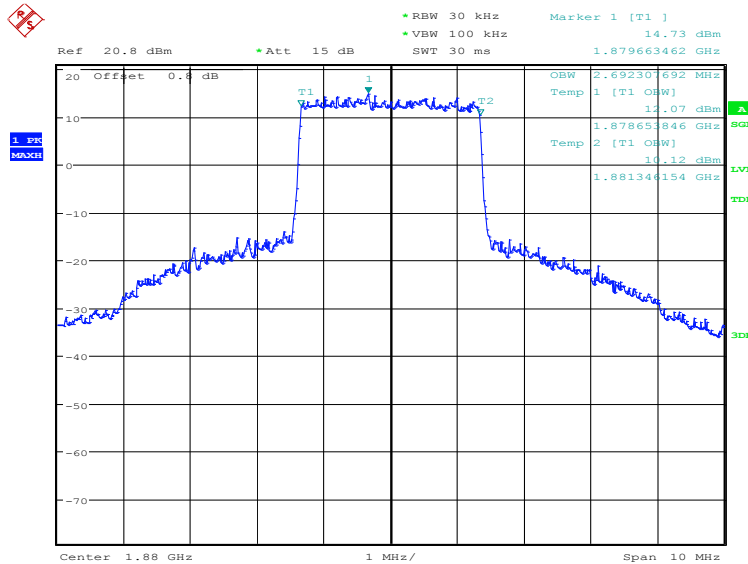
Frequency(MHz)	Occupied Bandwidth (99%)(kHz)	
1880.0	QPSK	16QAM
	2692.31	2692.31

LTE band 2, 3MHz Bandwidth, QPSK (99% BW)



Date: 19.NOV.2021 10:19:42

LTE band 2, 3MHz Bandwidth, 16QAM (99% BW)

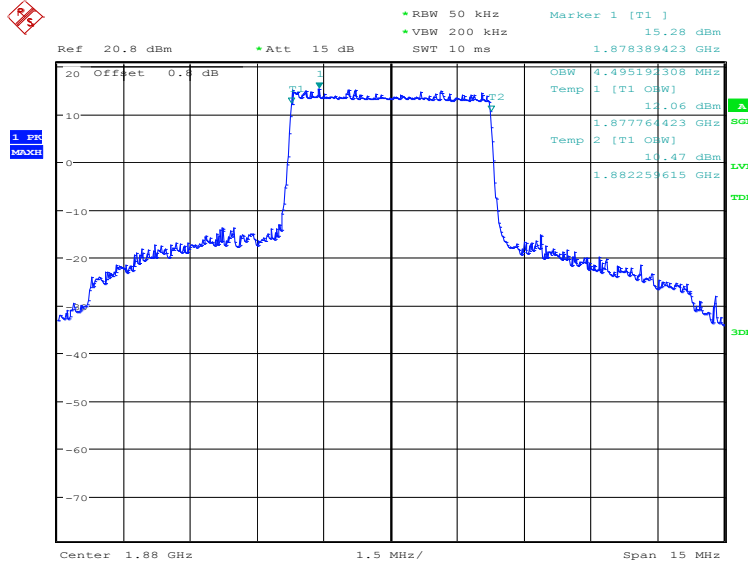


Date: 19.NOV.2021 10:20:21

LTE band 2, 5MHz (99%)

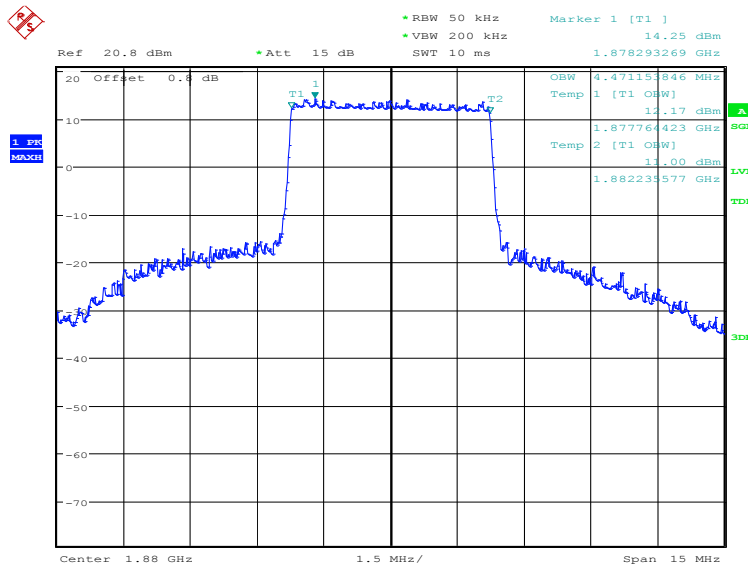
Frequency(MHz)	Occupied Bandwidth (99%)(kHz)	
1880.0	QPSK	16QAM
	4495.19	4471.15

LTE band 2, 5MHz Bandwidth, QPSK (99% BW)



Date: 19.NOV.2021 10:21:02

LTE band 2, 5MHz Bandwidth, 16QAM (99% BW)

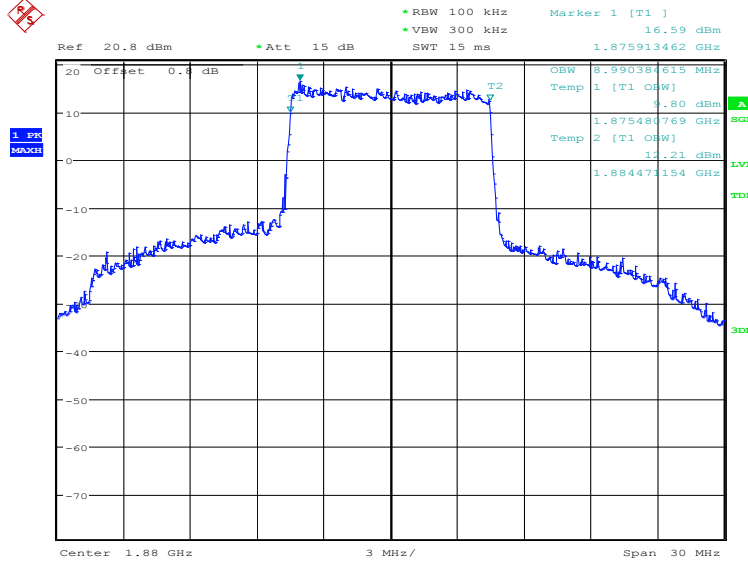


Date: 19.NOV.2021 10:21:42

LTE band 2, 10MHz (99%)

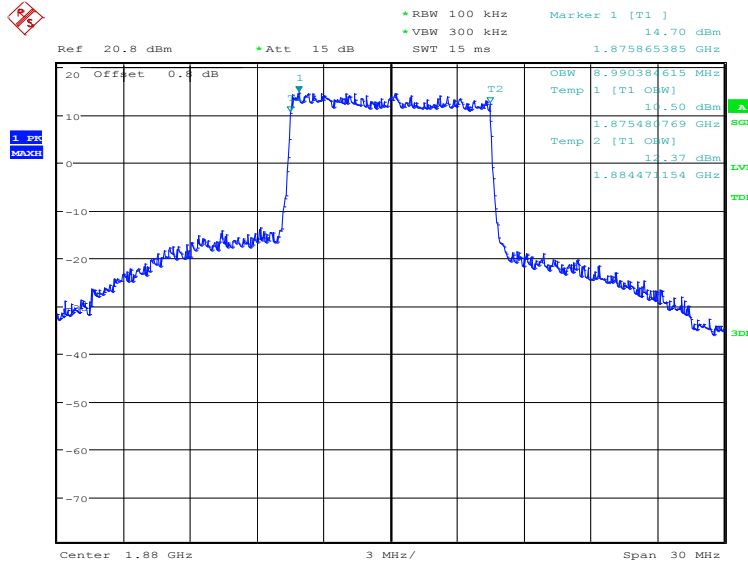
Frequency(MHz)	Occupied Bandwidth (99%)(kHz)	
1880.0	QPSK	16QAM
	8990.38	8990.38

LTE band 2, 10MHz Bandwidth, QPSK (99% BW)



Date: 19.NOV.2021 10:22:22

LTE band 2, 10MHz Bandwidth, 16QAM (99% BW)

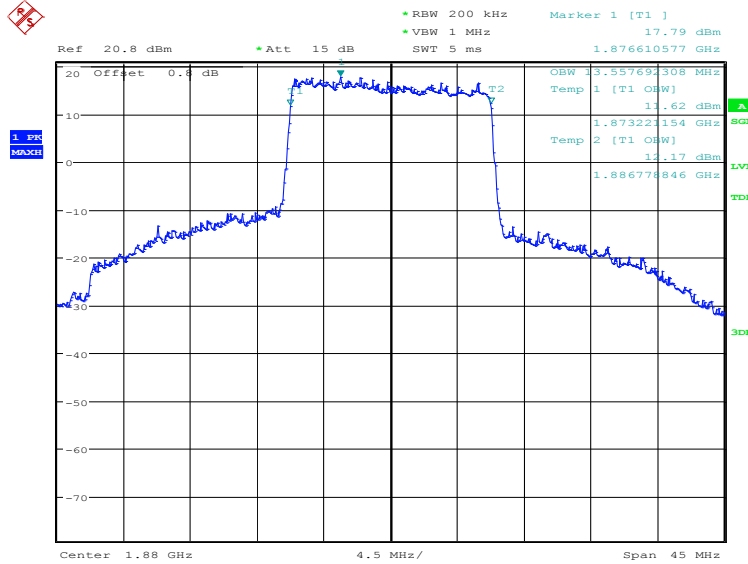


Date: 19.NOV.2021 10:23:02

LTE band 2, 15MHz (99%)

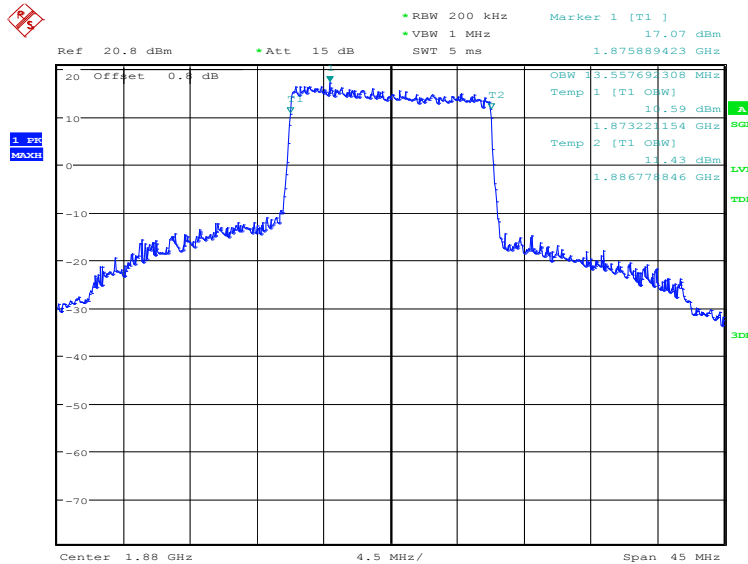
Frequency(MHz)	Occupied Bandwidth (99%)(kHz)	
1880.0	QPSK	16QAM
	13557.69	13557.69

LTE band 2, 15MHz Bandwidth, QPSK (99% BW)



Date: 19.NOV.2021 10:23:43

LTE band 2, 15MHz Bandwidth, 16QAM (99% BW)

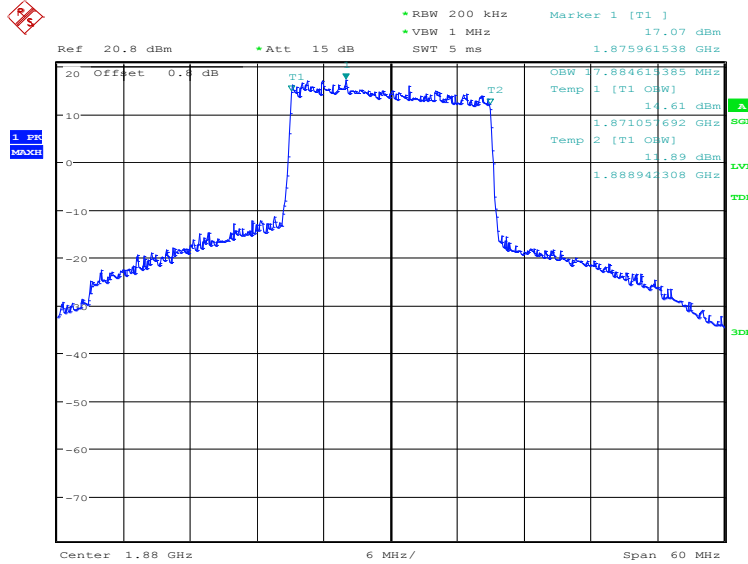


Date: 19.NOV.2021 10:24:22

LTE band 2, 20MHz (99%)

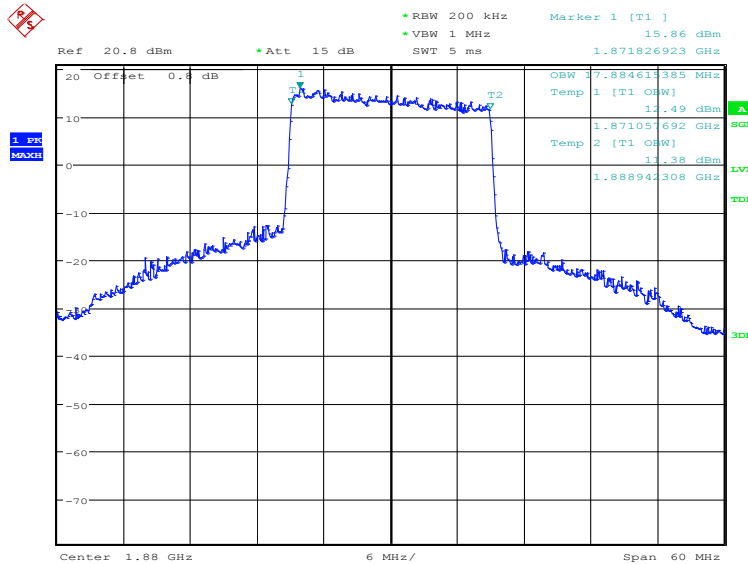
Frequency(MHz)	Occupied Bandwidth (99%)(kHz)	
1880.0	QPSK	16QAM
	17884.62	17884.62

LTE band 2, 20MHz Bandwidth, QPSK (99% BW)



Date: 19.NOV.2021 10:25:03

LTE band 2, 20MHz Bandwidth, 16QAM (99% BW)

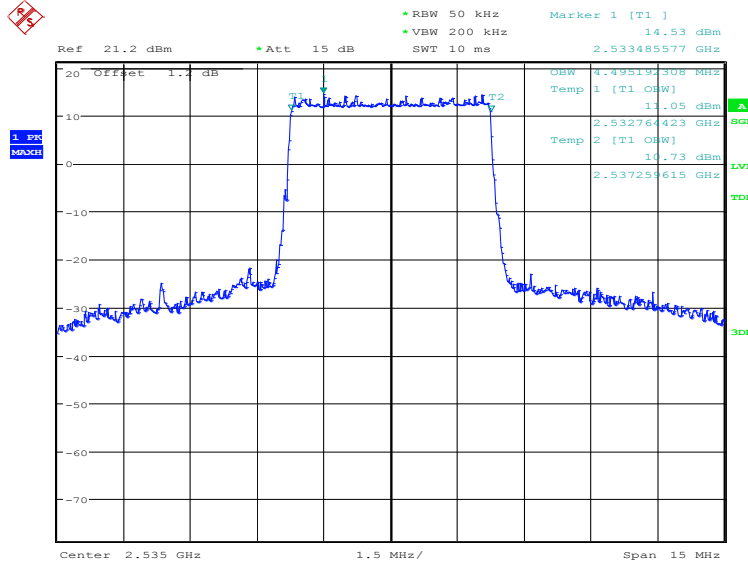


Date: 19.NOV.2021 10:25:42

LTE band 7, 5MHz (99%)

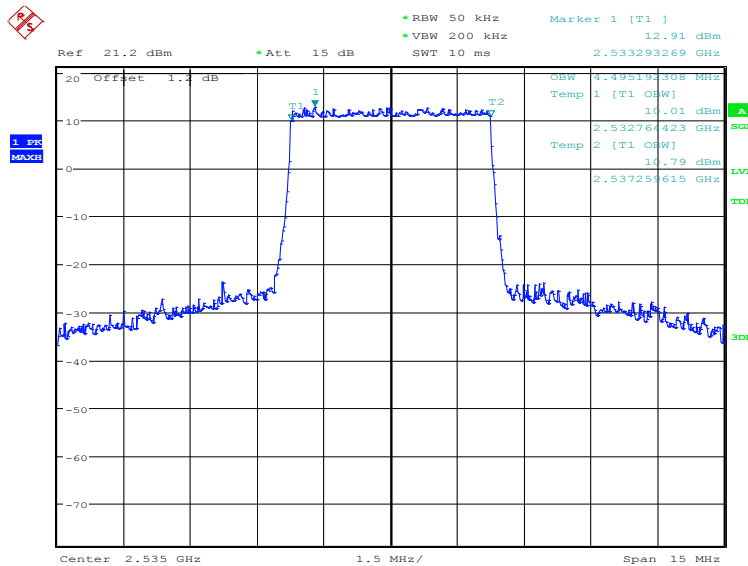
Frequency(MHz)	Occupied Bandwidth (99%)(kHz)	
2535.0	QPSK	16QAM
	4495.19	4495.19

LTE band 7, 5MHz Bandwidth, QPSK (99% BW)



Date: 19.NOV.2021 10:26:25

LTE band 7, 5MHz Bandwidth, 16QAM (99% BW)

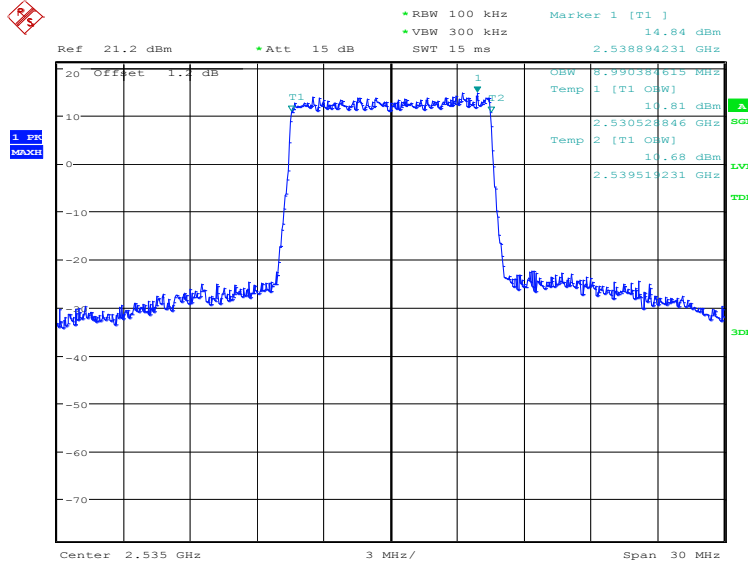


Date: 19.NOV.2021 10:27:04

LTE band 7, 10MHz (99%)

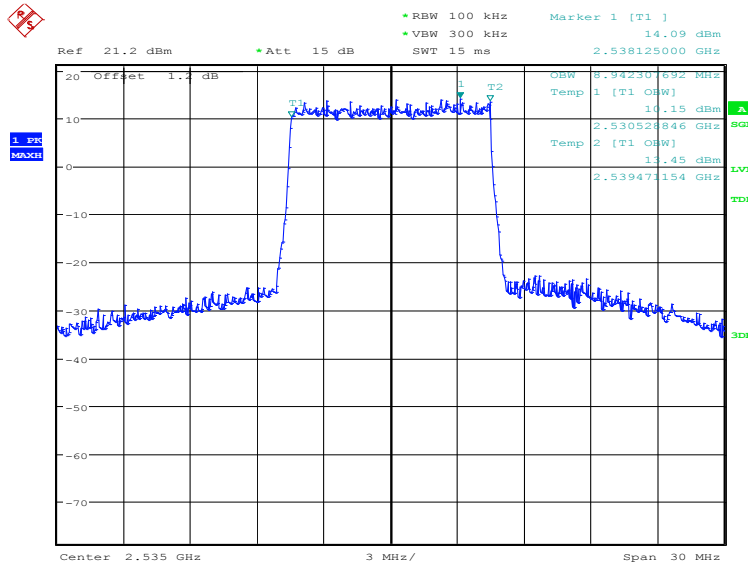
Frequency(MHz)	Occupied Bandwidth (99%)(kHz)	
2535.0	QPSK	16QAM
	8990.38	8942.31

LTE band 7, 10MHz Bandwidth, QPSK (99% BW)



Date: 19.NOV.2021 10:27:45

LTE band 7, 10MHz Bandwidth, 16QAM (99% BW)

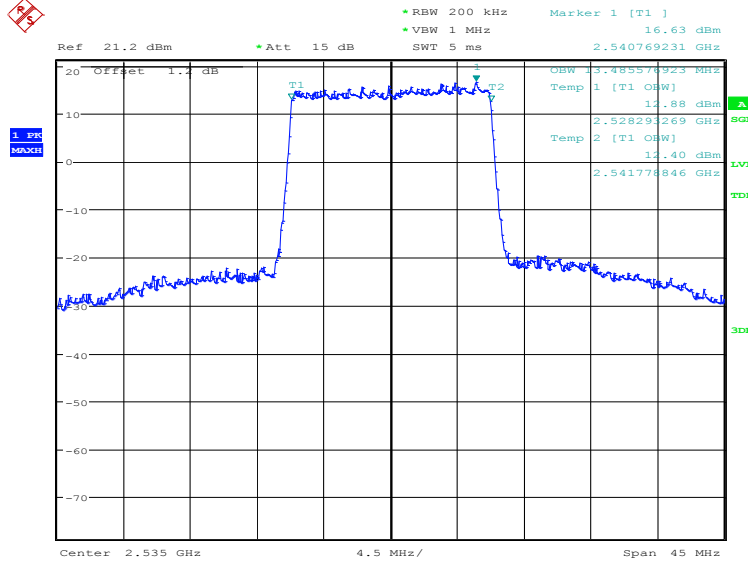


Date: 19.NOV.2021 10:28:24

LTE band 7, 15MHz (99%)

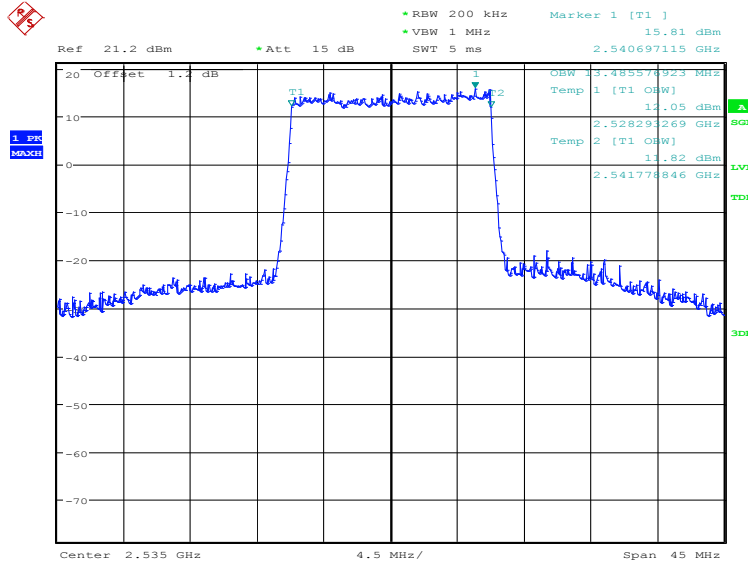
Frequency(MHz)	Occupied Bandwidth (99%)(kHz)	
2535.0	QPSK	16QAM
	13485.58	13485.58

LTE band 7, 15MHz Bandwidth, QPSK (99% BW)



Date: 19.NOV.2021 10:29:05

LTE band 7, 15MHz Bandwidth, 16QAM (99% BW)

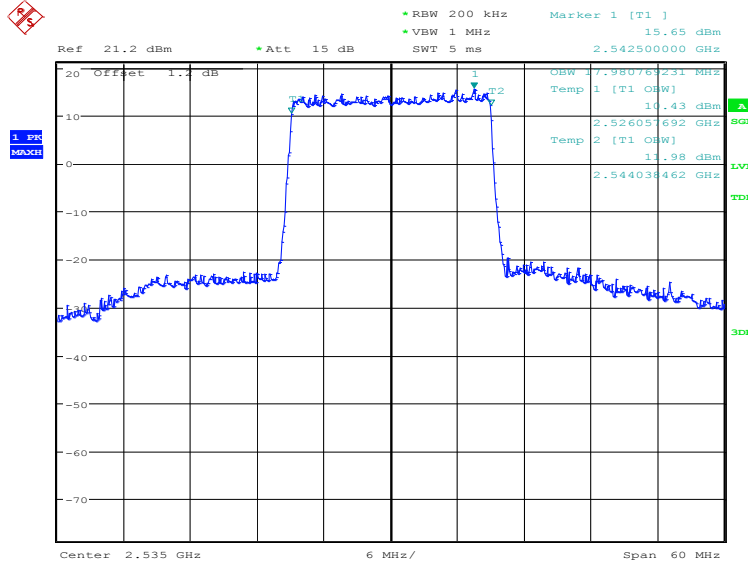


Date: 19.NOV.2021 10:29:45

LTE band 7, 20MHz (99%)

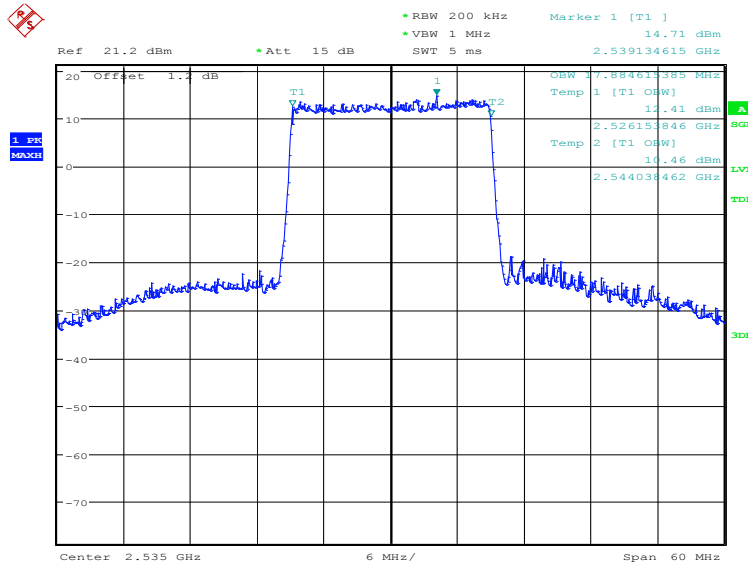
Frequency(MHz)	Occupied Bandwidth (99%)(kHz)	
2535.0	QPSK	16QAM
	17980.77	17884.62

LTE band 7, 20MHz Bandwidth, QPSK (99% BW)



Date: 19.NOV.2021 10:30:26

LTE band 7, 20MHz Bandwidth, 16QAM (99% BW)

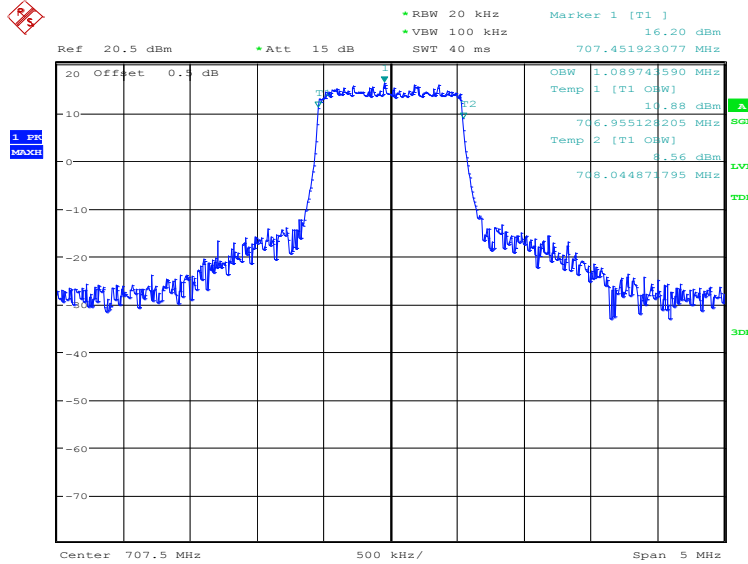


Date: 19.NOV.2021 10:31:05

LTE band 12, 1.4MHz (99%)

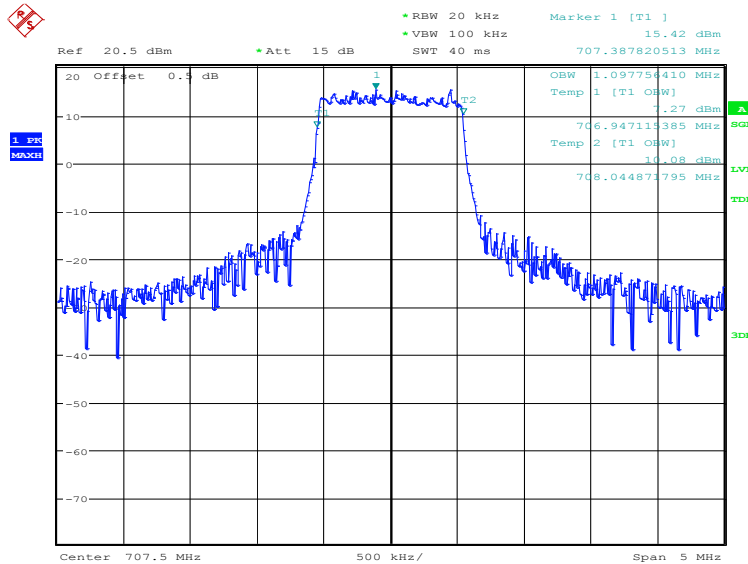
Frequency(MHz)	Occupied Bandwidth (99%)(kHz)	
707.5	QPSK	16QAM
	1089.74	1097.76

LTE band 12, 1.4MHz Bandwidth, QPSK (99% BW)



Date: 18.NOV.2021 17:52:15

LTE band 12, 1.4MHz Bandwidth, 16QAM (99% BW)

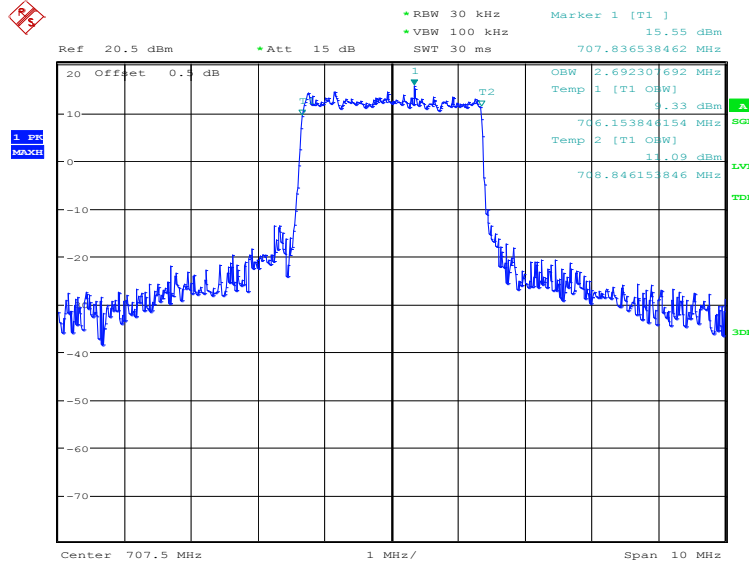


Date: 18.NOV.2021 17:52:54

LTE band 12, 3MHz (99%)

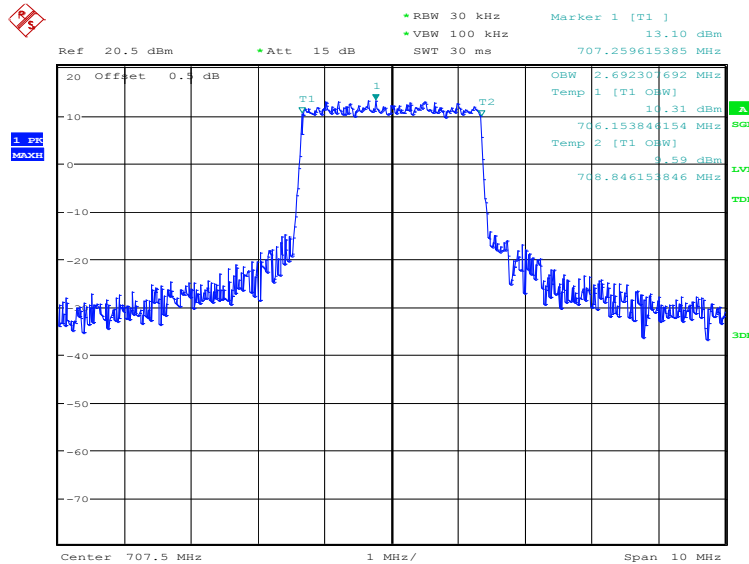
Frequency(MHz)	Occupied Bandwidth (99%)(kHz)	
707.5	QPSK	16QAM
	2692.31	2692.31

LTE band 12, 3MHz Bandwidth, QPSK (99% BW)



Date: 18.NOV.2021 17:53:35

LTE band 12, 3MHz Bandwidth, 16QAM (99% BW)

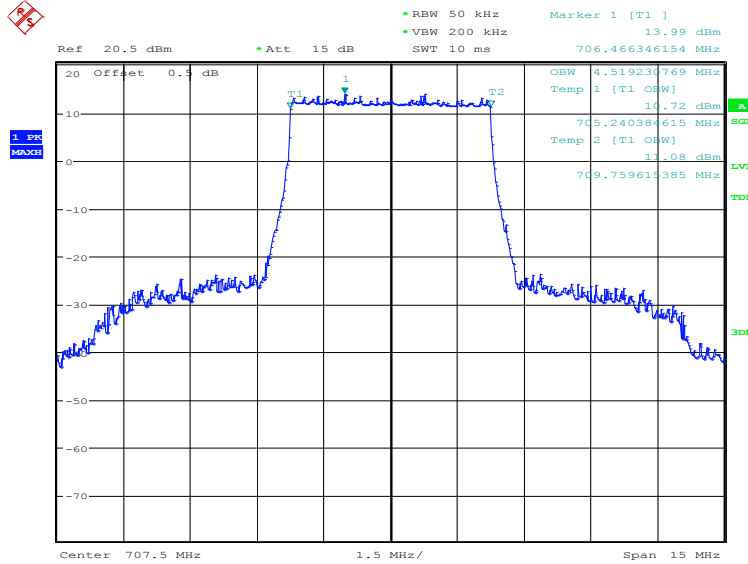


Date: 18.NOV.2021 17:54:16

LTE band 12, 5MHz (99%)

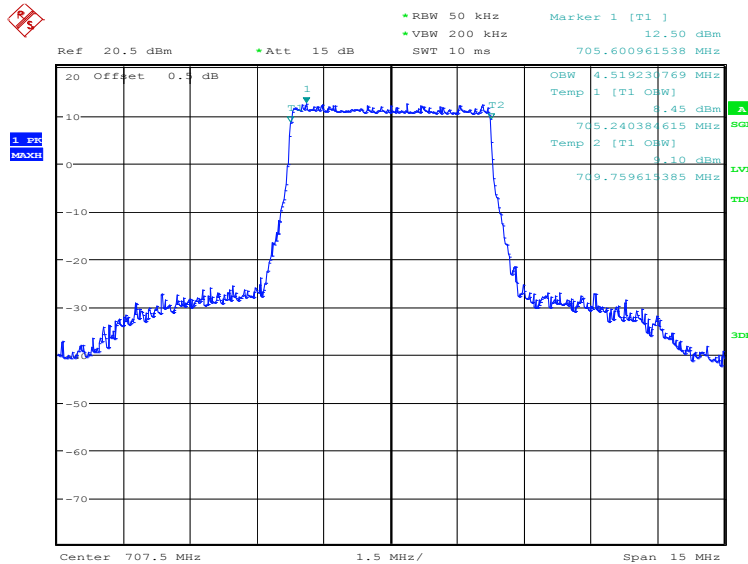
Frequency(MHz)	Occupied Bandwidth (99%)(kHz)	
707.5	QPSK	16QAM
	4519.23	4519.23

LTE band 12, 5MHz Bandwidth, QPSK (99% BW)



Date: 18.NOV.2021 17:54:59

LTE band 12, 5MHz Bandwidth, 16QAM (99% BW)

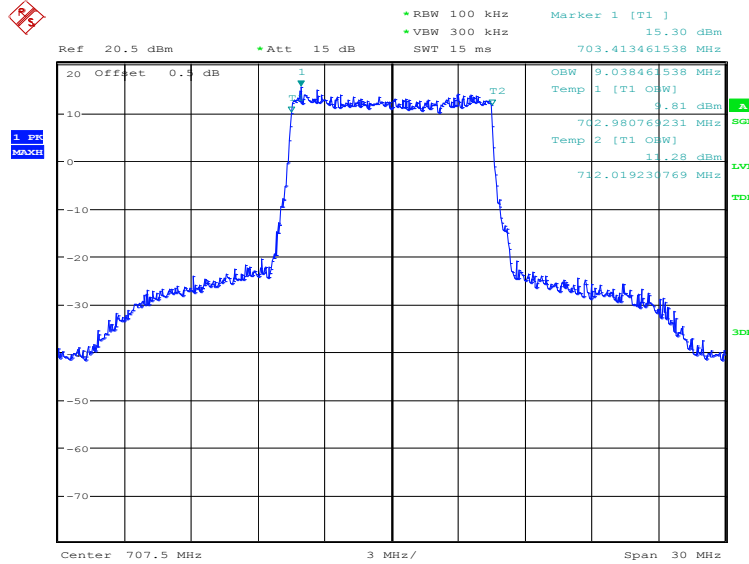


Date: 18.NOV.2021 17:55:39

LTE band 12, 10MHz (99%)

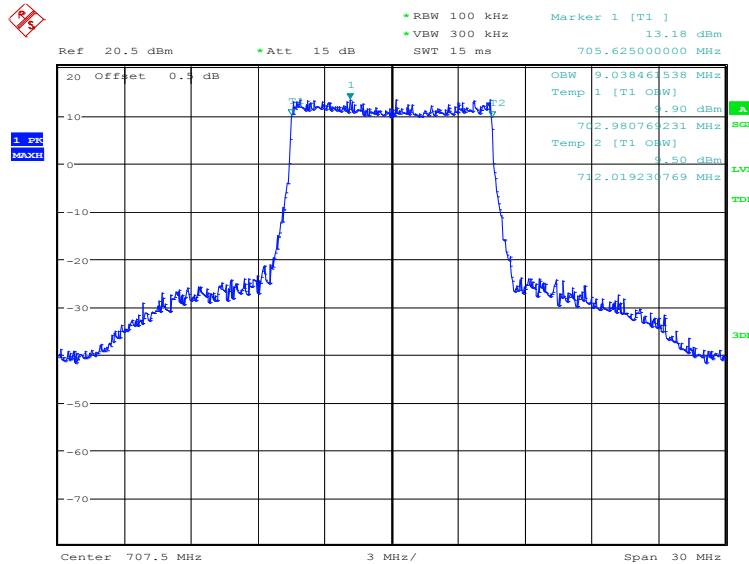
Frequency(MHz)	Occupied Bandwidth (99%)(kHz)	
707.5	QPSK	16QAM
	9038.46	9038.46

LTE band 12, 10MHz Bandwidth, QPSK (99% BW)



Date: 18.NOV.2021 17:56:20

LTE band 12, 10MHz Bandwidth, 16QAM (99% BW)

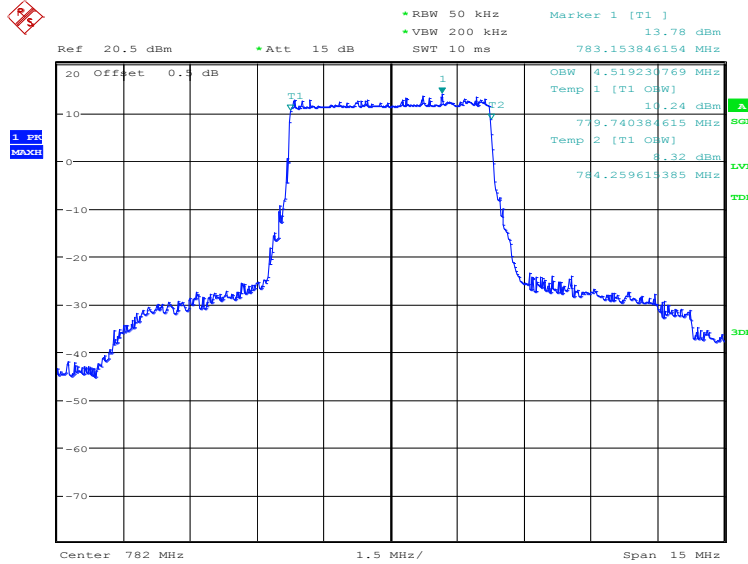


Date: 18.NOV.2021 17:57:01

LTE band 13, 5MHz (99%)

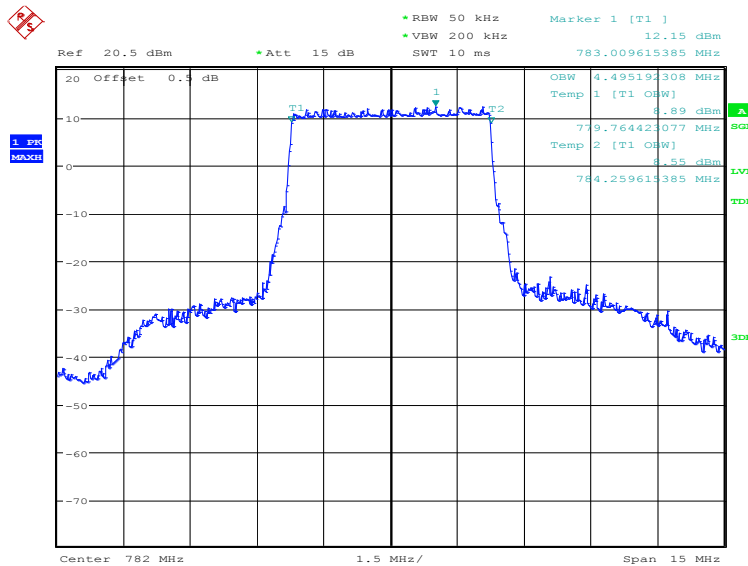
Frequency(MHz)	Occupied Bandwidth (99%)(kHz)	
782.0	QPSK	16QAM
	4519.23	4495.19

LTE band 13, 5MHz Bandwidth, QPSK (99% BW)



Date: 18.NOV.2021 17:57:44

LTE band 13, 5MHz Bandwidth, 16QAM (99% BW)

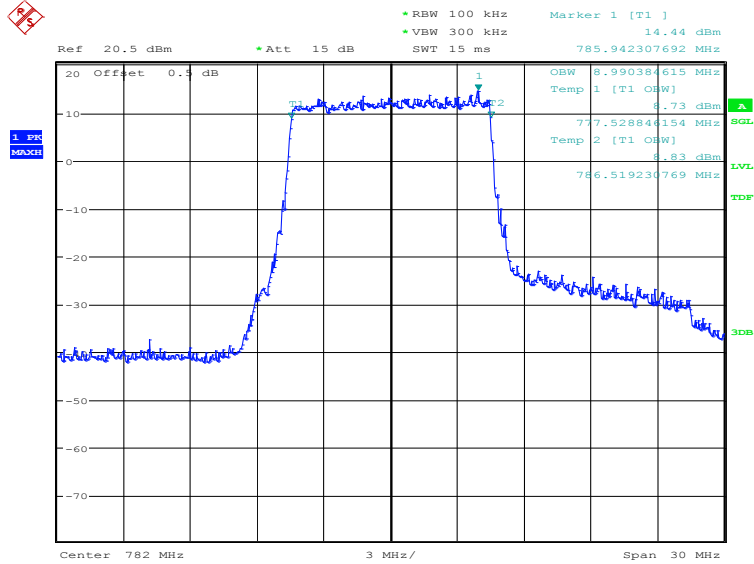


Date: 18.NOV.2021 17:58:25

LTE band 13, 10MHz (99%)

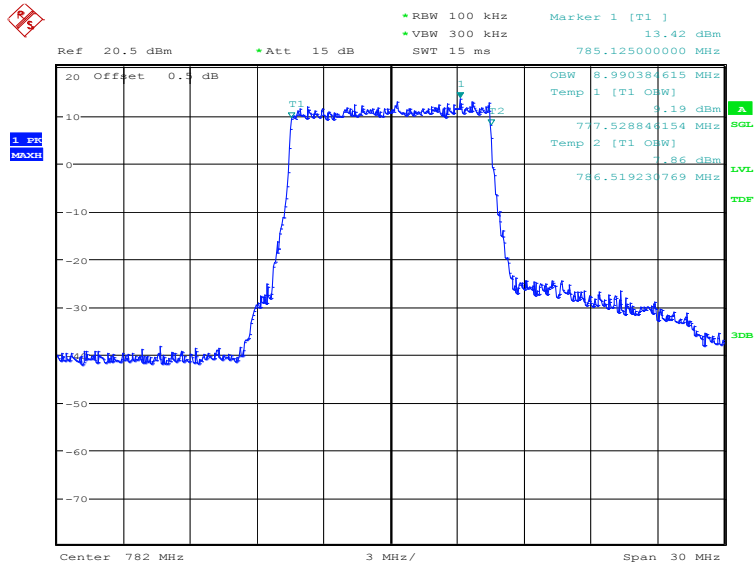
Frequency(MHz)	Occupied Bandwidth (99%)(kHz)	
782.0	QPSK	16QAM
	8990.38	8990.38

LTE band 13, 10MHz Bandwidth, QPSK (99% BW)



Date: 18.NOV.2021 17:59:09

LTE band 13, 10MHz Bandwidth,16QAM (99% BW)

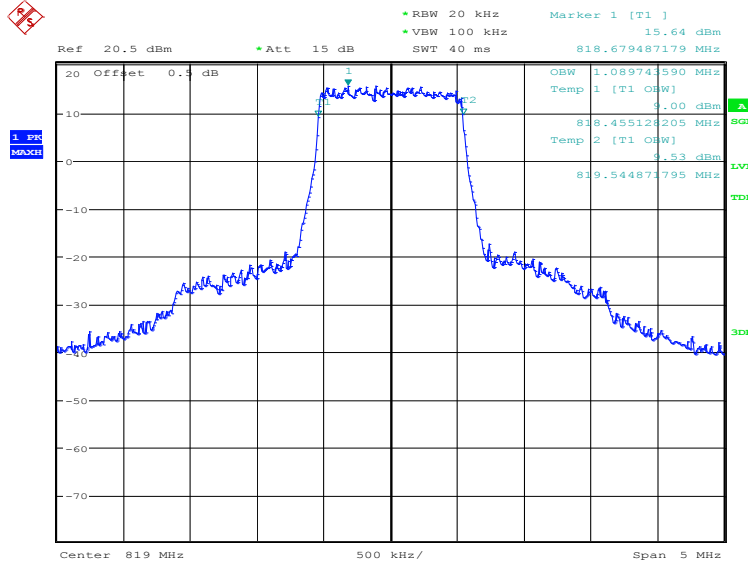


Date: 18.NOV.2021 17:59:50

LTE band 26(814MHz~824MHz), 1.4MHz (99%)

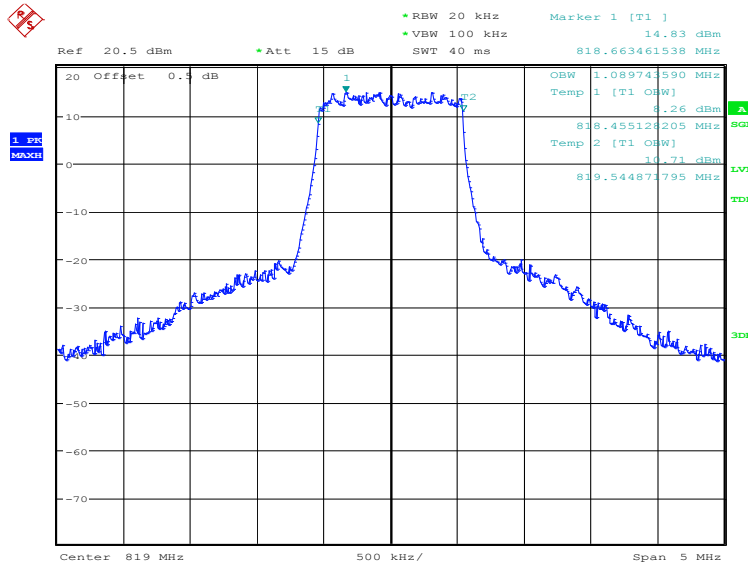
Frequency(MHz)	Occupied Bandwidth (99%)(kHz)	
819.0	QPSK	16QAM
	1089.74	1089.74

LTE band 26(814MHz~824MHz), 1.4MHz Bandwidth, QPSK (99% BW)



Date: 18.NOV.2021 18:08:12

LTE band 26(814MHz~824MHz), 1.4MHz Bandwidth, 16QAM (99% BW)

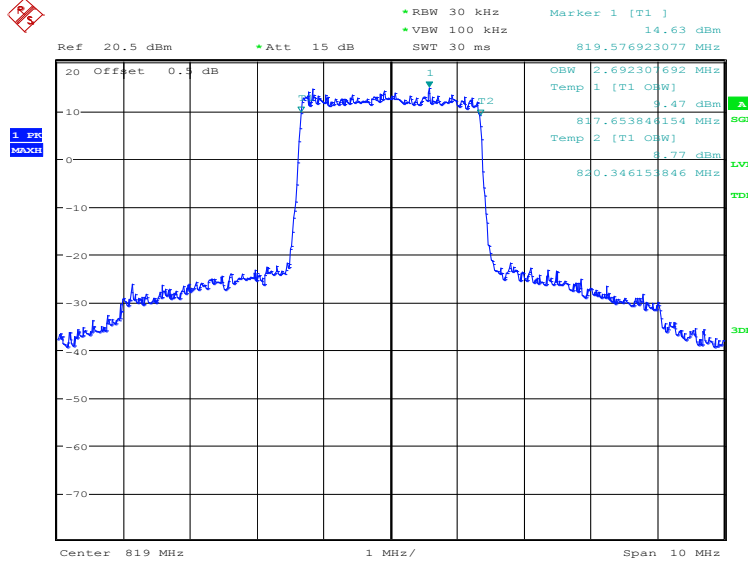


Date: 18.NOV.2021 18:08:51

LTE band 26(814MHz~824MHz), 3MHz (99%)

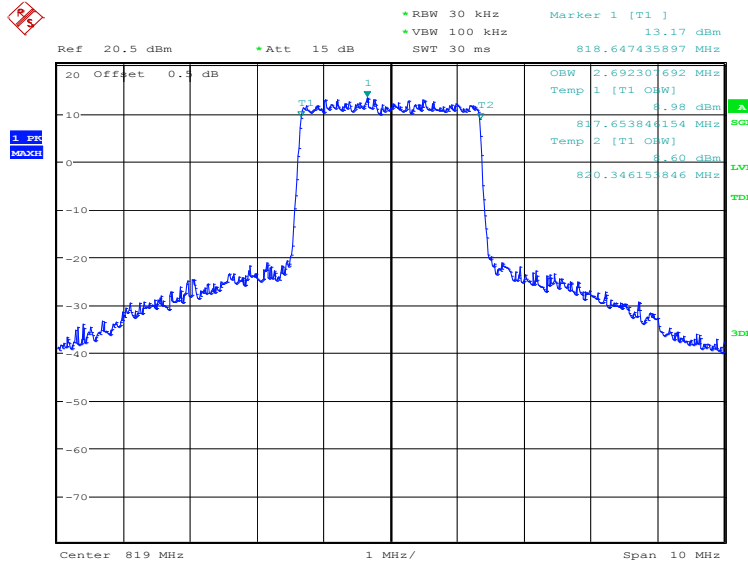
Frequency(MHz)	Occupied Bandwidth (99%)(kHz)	
819.0	QPSK	16QAM
	2692.31	2692.31

LTE band 26(814MHz~824MHz), 3MHz Bandwidth, QPSK (99% BW)



Date: 18.NOV.2021 18:09:32

LTE band 26(814MHz~824MHz), 3MHz Bandwidth, 16QAM (99% BW)

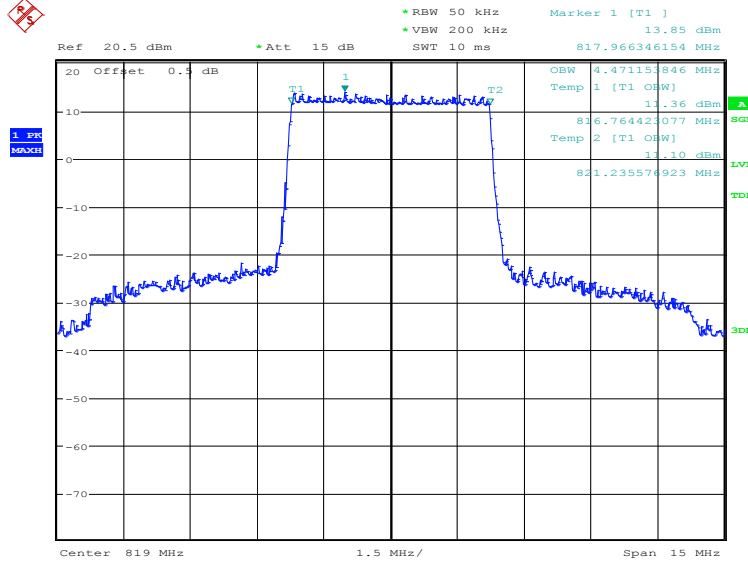


Date: 18.NOV.2021 18:10:11

LTE band 26(814MHz~824MHz), 5MHz (99%)

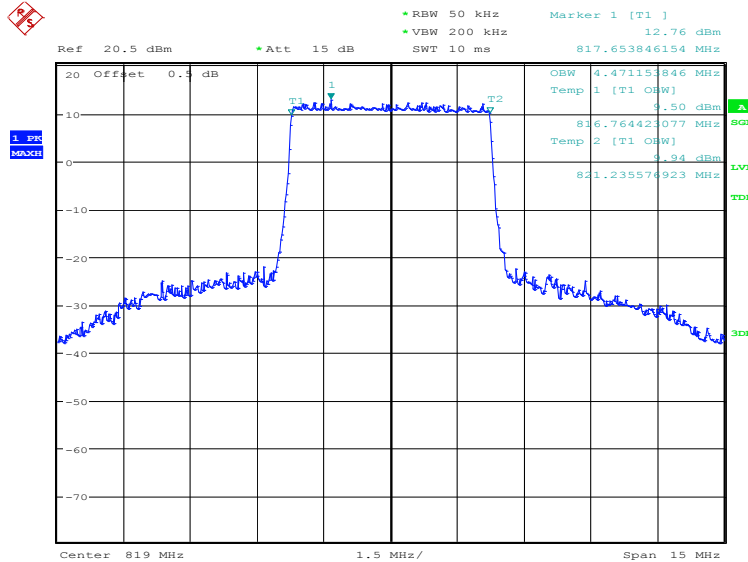
Frequency(MHz)	Occupied Bandwidth (99%)(kHz)	
819.0	QPSK	16QAM
	4471.15	4471.15

LTE band 26(814MHz~824MHz), 5MHz Bandwidth, QPSK (99% BW)



Date: 18.NOV.2021 18:10:52

LTE band 26(814MHz~824MHz), 5MHz Bandwidth, 16QAM (99% BW)

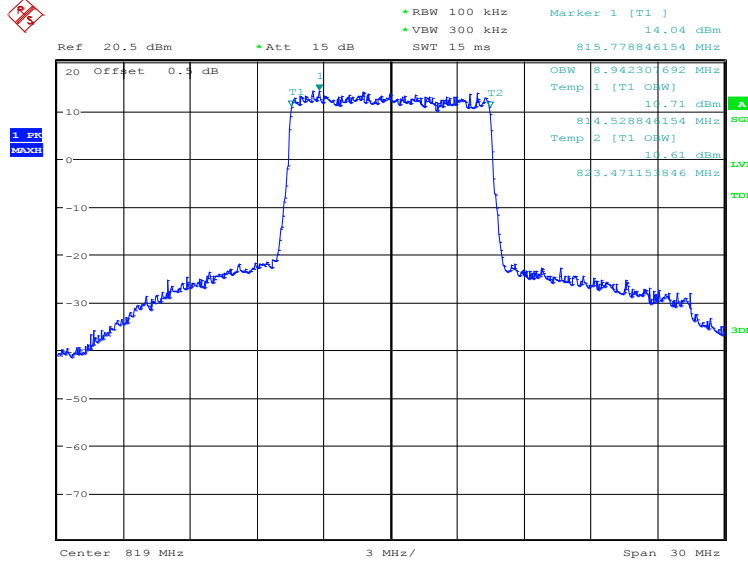


Date: 18.NOV.2021 18:11:32

LTE band 26(814MHz~824MHz), 10MHz (99%)

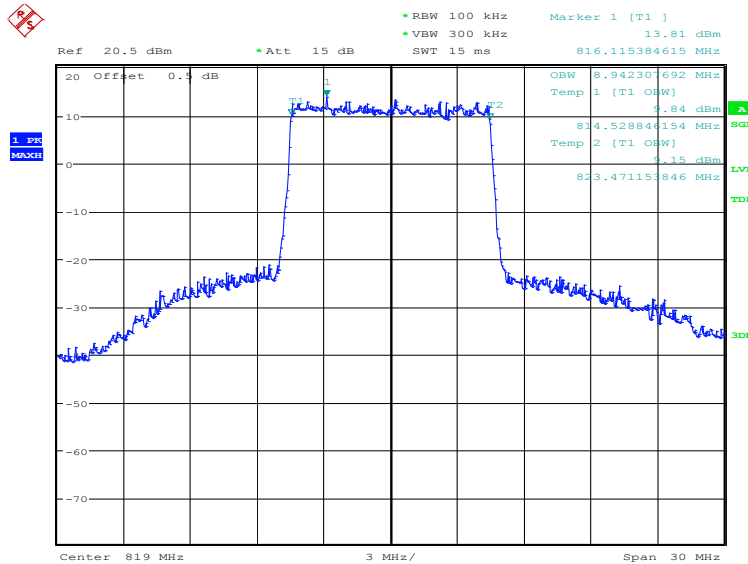
Frequency(MHz)	Occupied Bandwidth (99%)(kHz)	
819.0	QPSK	16QAM
	8942.31	8942.31

LTE band 26(814MHz~824MHz), 10MHz Bandwidth, QPSK (99% BW)



Date: 18.NOV.2021 18:12:13

LTE band 26(814MHz~824MHz), 10MHz Bandwidth, 16QAM (99% BW)

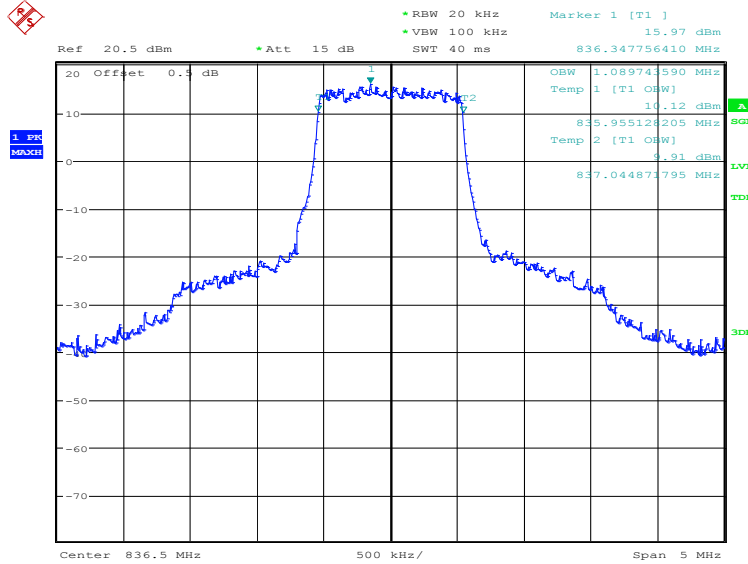


Date: 18.NOV.2021 18:12:52

LTE band 26(824MHz~849MHz), 1.4MHz (99%)

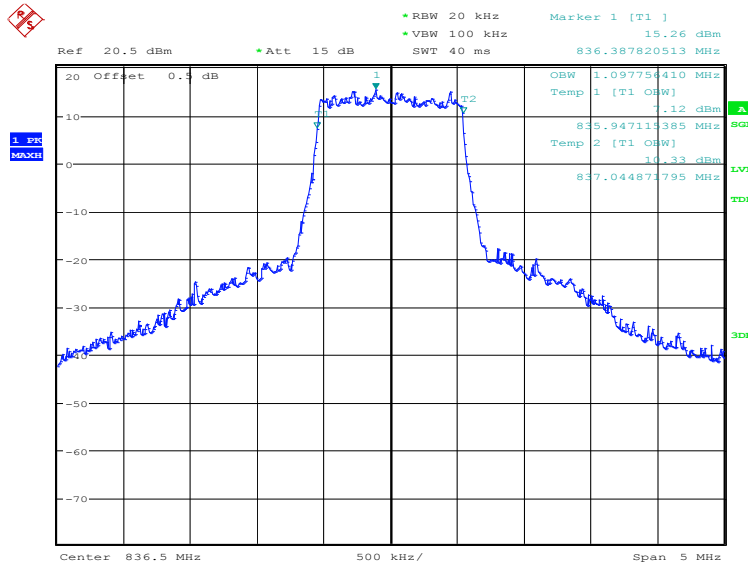
Frequency(MHz)	Occupied Bandwidth (99%)(kHz)	
836.5	QPSK	16QAM
	1089.74	1097.76

LTE band 26(824MHz~849MHz), 1.4MHz Bandwidth, QPSK (99% BW)



Date: 18.NOV.2021 18:00:34

LTE band 26(824MHz~849MHz), 1.4MHz Bandwidth, 16QAM (99% BW)

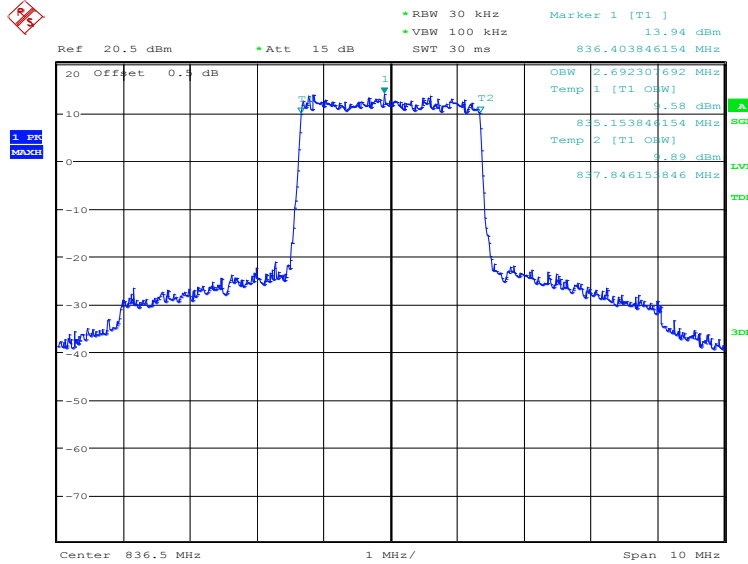


Date: 18.NOV.2021 18:01:14

LTE band 26(824MHz~849MHz), 3MHz (99%)

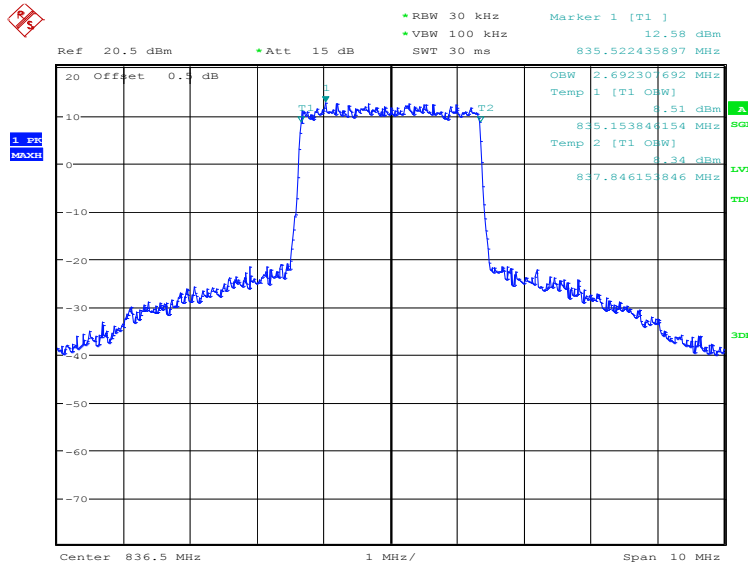
Frequency(MHz)	Occupied Bandwidth (99%)(kHz)	
836.5	QPSK	16QAM
	2692.31	2692.31

LTE band 26(824MHz~849MHz), 3MHz Bandwidth, QPSK (99% BW)



Date: 18.NOV.2021 18:01:57

LTE band 26(824MHz~849MHz), 3MHz Bandwidth, 16QAM (99% BW)

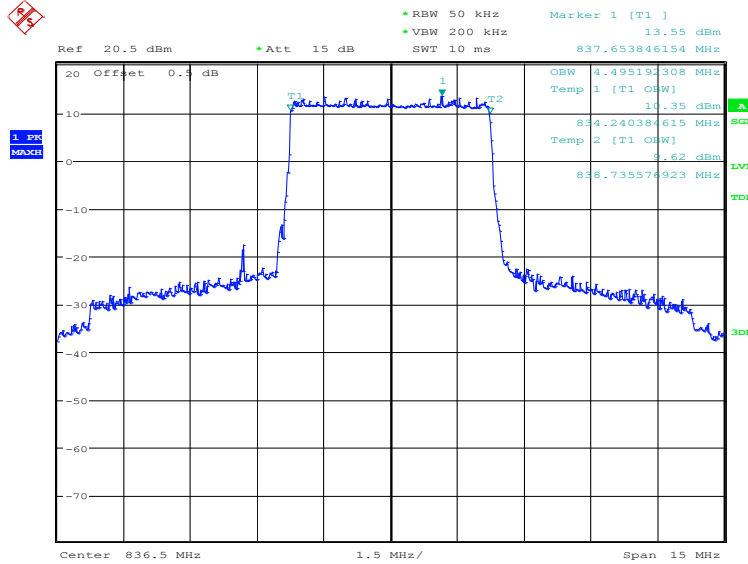


Date: 18.NOV.2021 18:02:37

LTE band 26(824MHz~849MHz), 5MHz (99%)

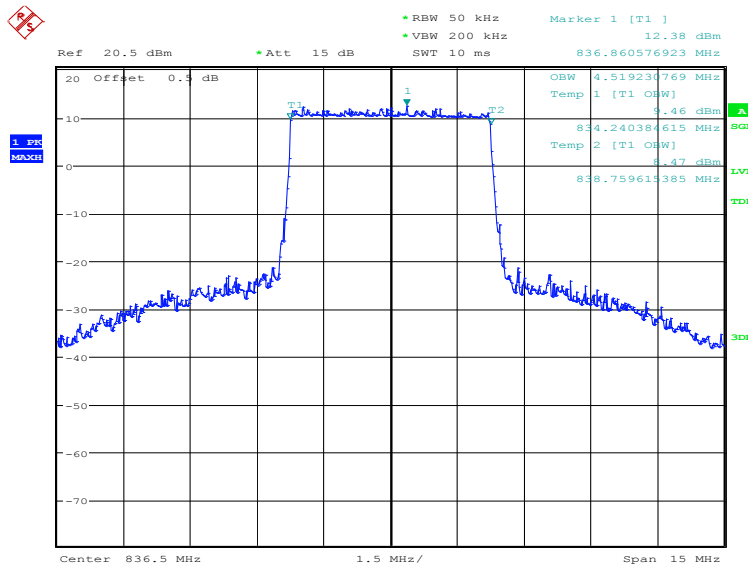
Frequency(MHz)	Occupied Bandwidth (99%)(kHz)	
836.5	QPSK	16QAM
	4495.19	4519.23

LTE band 26(824MHz~849MHz), 5MHz Bandwidth, QPSK (99% BW)



Date: 18.NOV.2021 18:03:22

LTE band 26(824MHz~849MHz), 5MHz Bandwidth, 16QAM (99% BW)

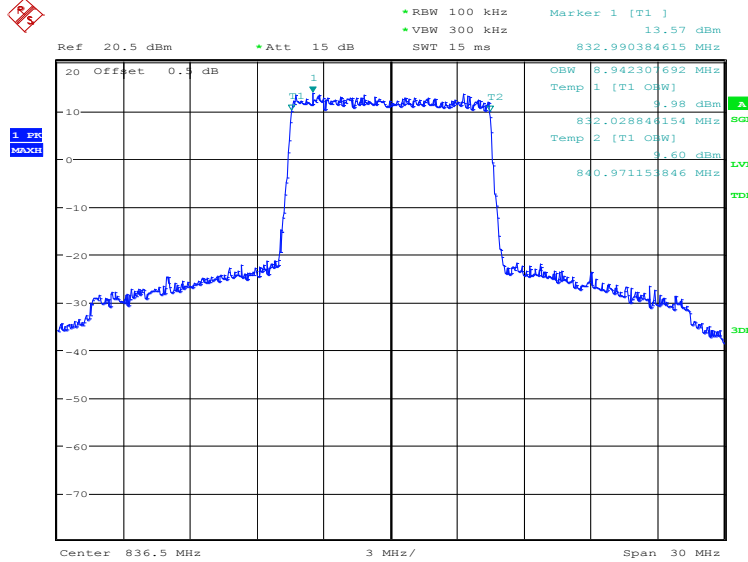


Date: 18.NOV.2021 18:04:04

LTE band 26(824MHz~849MHz), 10MHz (99%)

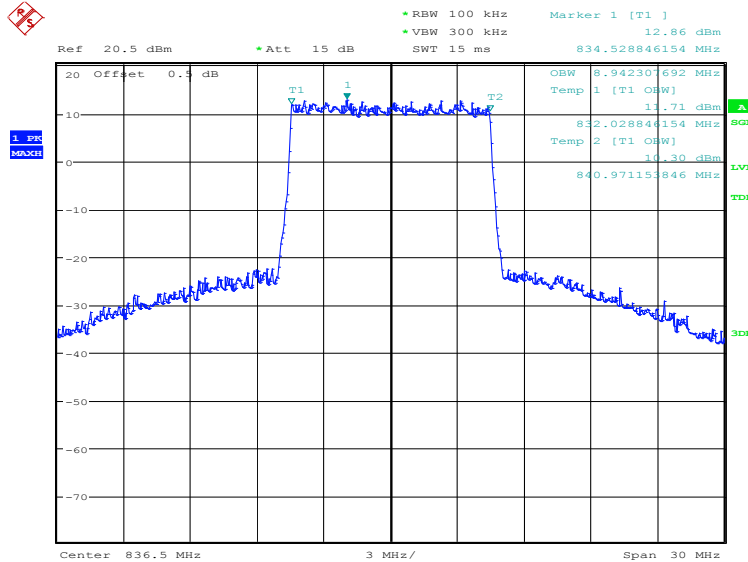
Frequency(MHz)	Occupied Bandwidth (99%)(kHz)	
836.5	QPSK	16QAM
	8942.31	8942.31

LTE band 26(824MHz~849MHz), 10MHz Bandwidth, QPSK (99% BW)



Date: 18.NOV.2021 18:04:47

LTE band 26(824MHz~849MHz), 10MHz Bandwidth, 16QAM (99% BW)

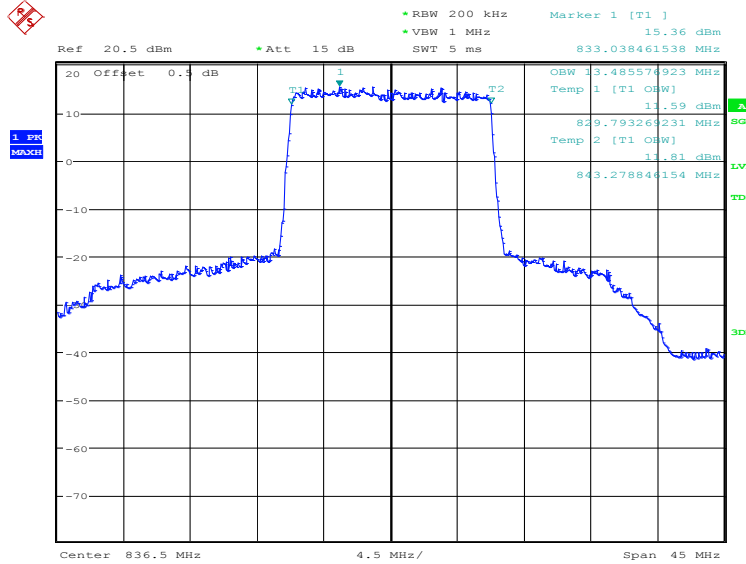


Date: 18.NOV.2021 18:05:28

LTE band 26(824MHz~849MHz), 15MHz (99%)

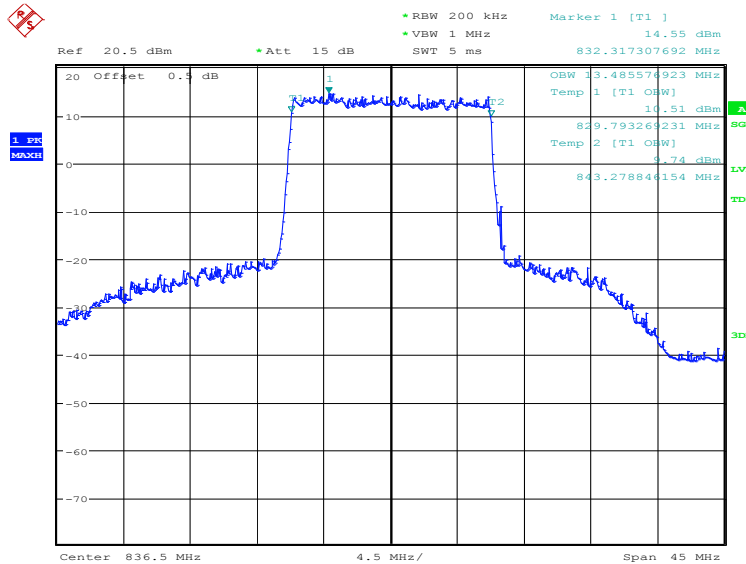
Frequency(MHz)	Occupied Bandwidth (99%)(kHz)	
836.5	QPSK	16QAM
	13485.58	13485.58

LTE band 26(824MHz~849MHz), 15MHz Bandwidth, QPSK (99% BW)



Date: 18.NOV.2021 18:06:10

LTE band 26(824MHz~849MHz), 15MHz Bandwidth, 16QAM (99% BW)

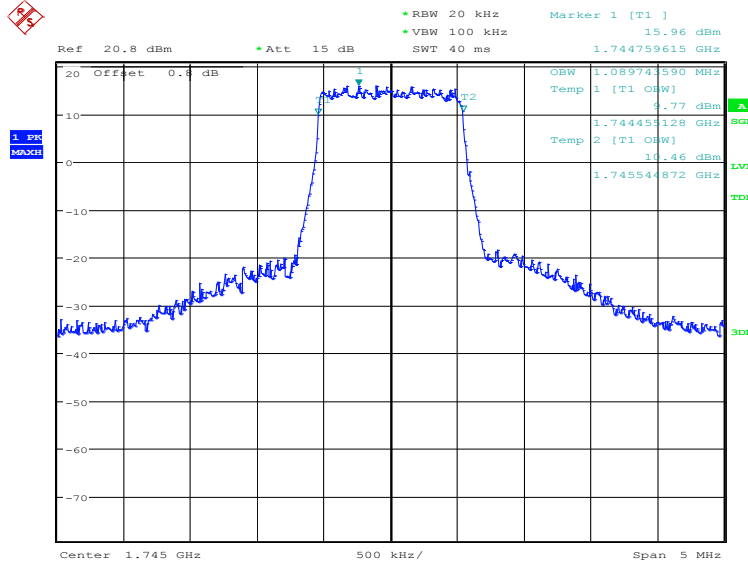


Date: 18.NOV.2021 18:06:49

LTE band 66, 1.4MHz (99%)

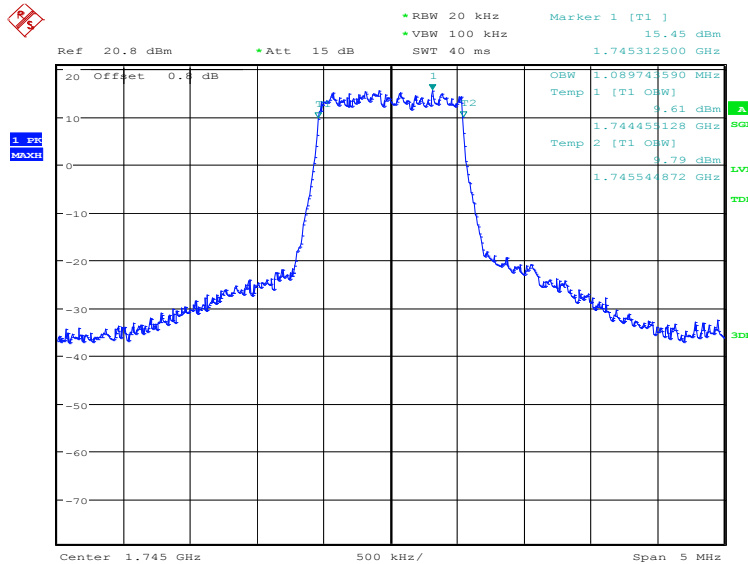
Frequency(MHz)	Occupied Bandwidth (99%)(kHz)	
1745.0	QPSK	16QAM
	1089.74	1089.74

LTE band 66, 1.4MHz Bandwidth, QPSK (99% BW)



Date: 19.NOV.2021 10:31:47

LTE band 66, 1.4MHz Bandwidth, 16QAM (99% BW)

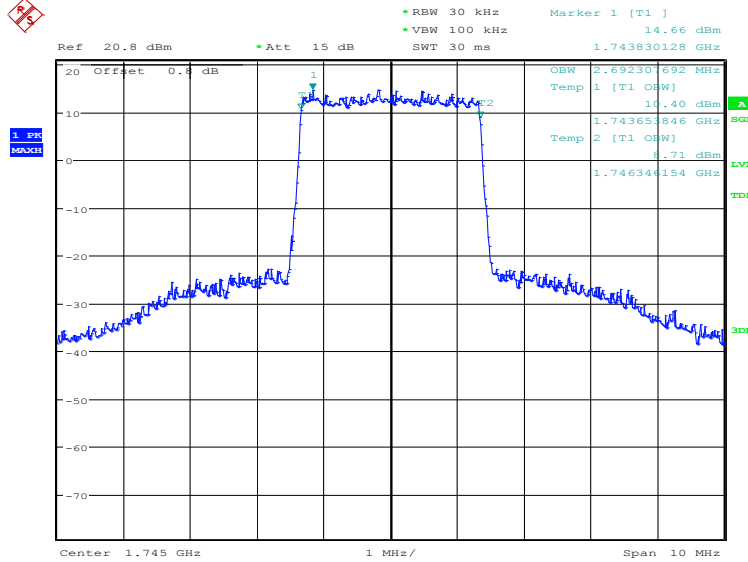


Date: 19.NOV.2021 10:32:27

LTE band 66, 3MHz (99%)

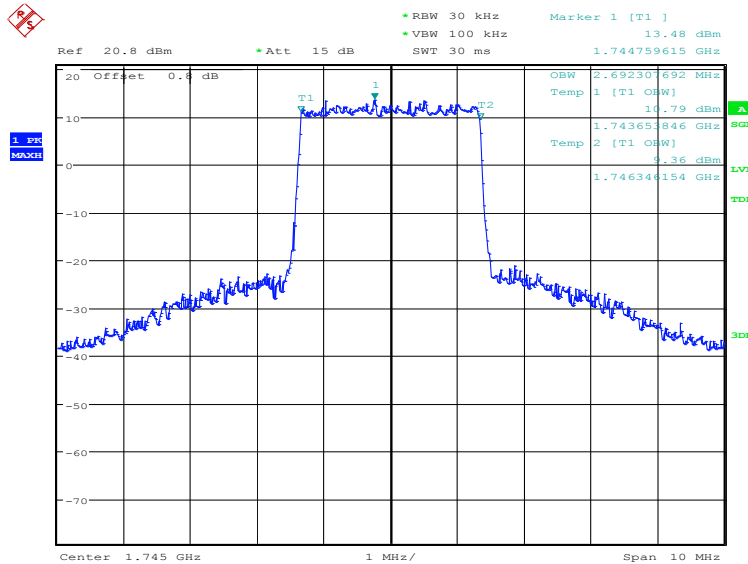
Frequency(MHz)	Occupied Bandwidth (99%)(kHz)	
1745.0	QPSK	16QAM
	2692.31	2692.31

LTE band 66, 3MHz Bandwidth, QPSK (99% BW)



Date: 19.NOV.2021 10:33:08

LTE band 66, 3MHz Bandwidth, 16QAM (99% BW)

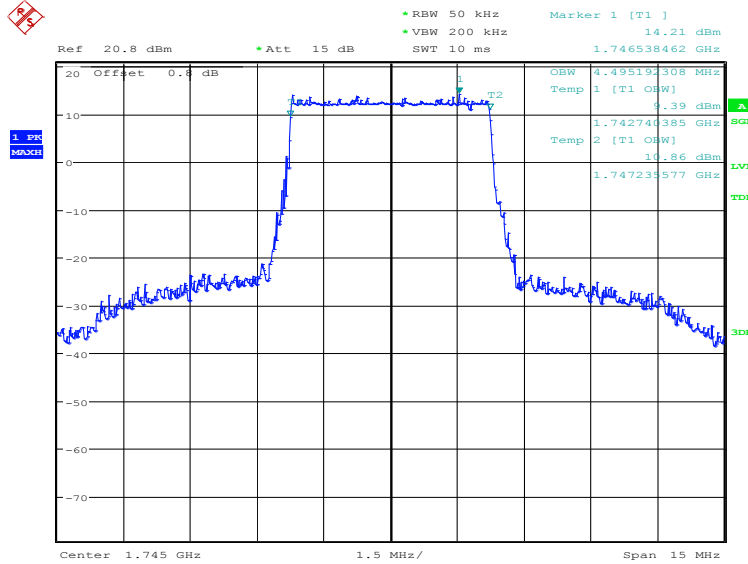


Date: 19.NOV.2021 10:33:47

LTE band 66, 5MHz (99%)

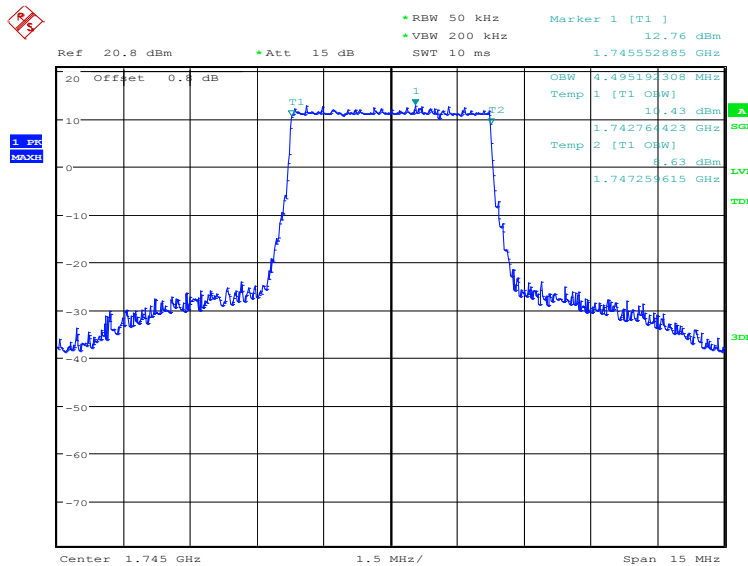
Frequency(MHz)	Occupied Bandwidth (99%)(kHz)	
1745.0	QPSK	16QAM
	4495.19	4495.19

LTE band 66, 5MHz Bandwidth, QPSK (99% BW)



Date: 19.NOV.2021 10:34:28

LTE band 66, 5MHz Bandwidth, 16QAM (99% BW)

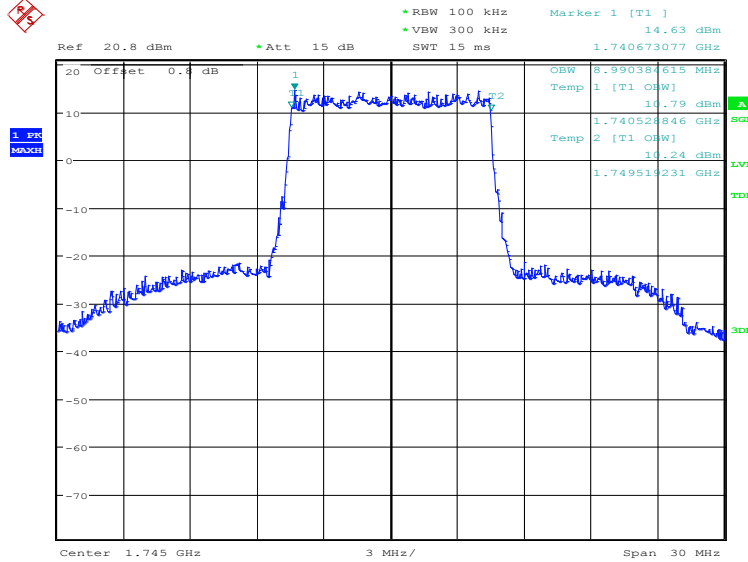


Date: 19.NOV.2021 10:35:08

LTE band 66, 10MHz (99%)

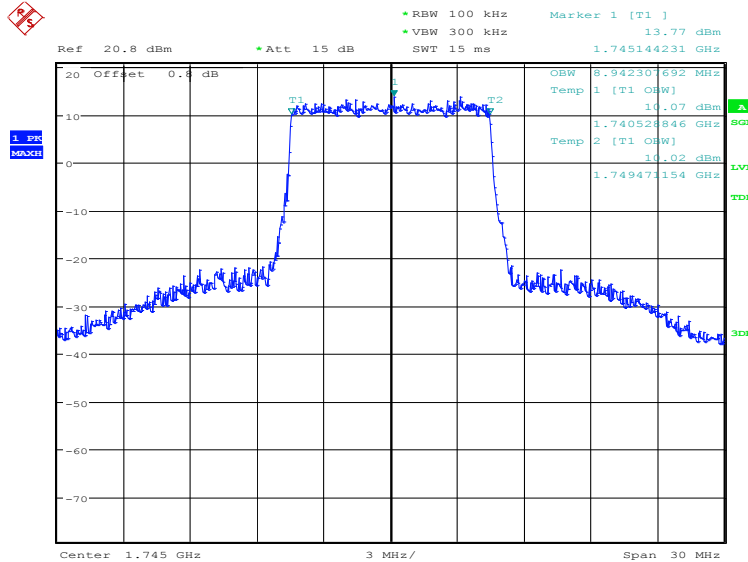
Frequency(MHz)	Occupied Bandwidth (99%)(kHz)	
1745.0	QPSK	16QAM
	8990.38	8942.31

LTE band 66, 10MHz Bandwidth, QPSK (99% BW)



Date: 19.NOV.2021 10:35:49

LTE band 66, 10MHz Bandwidth, 16QAM (99% BW)

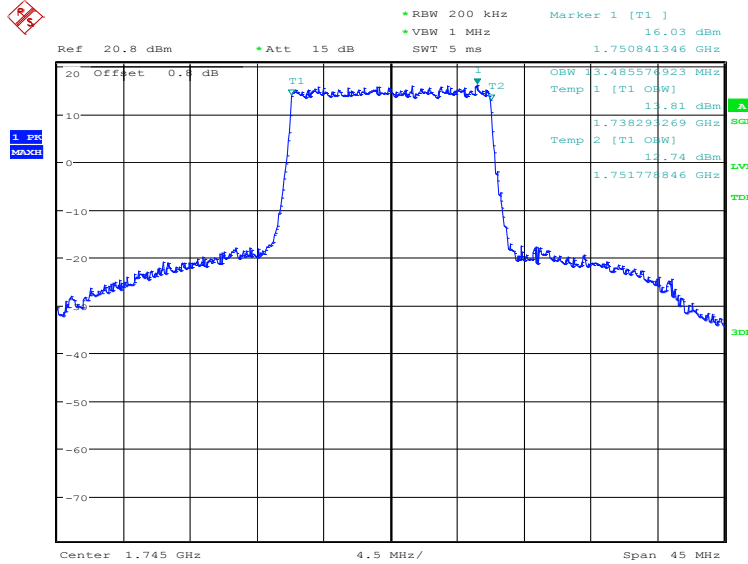


Date: 19.NOV.2021 10:36:28

LTE band 66, 15MHz (99%)

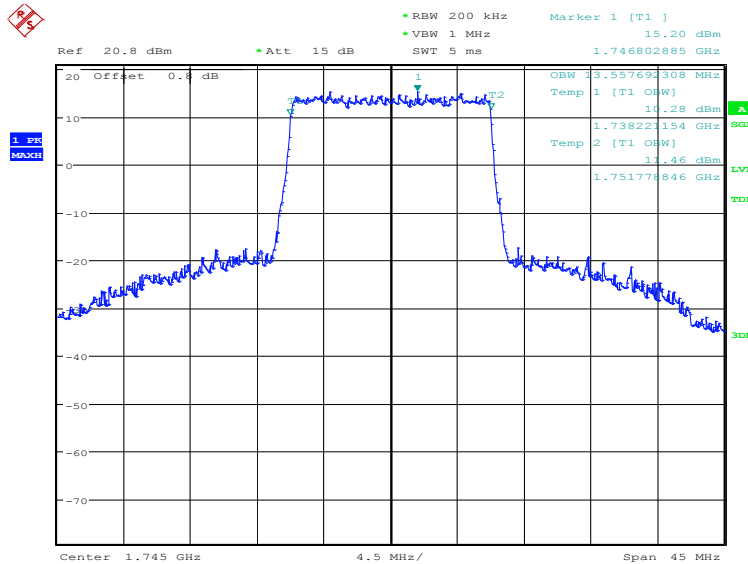
Frequency(MHz)	Occupied Bandwidth (99%)(kHz)	
1745.0	QPSK	16QAM
	13485.58	13557.69

LTE band 66, 15MHz Bandwidth, QPSK (99% BW)



Date: 19.NOV.2021 10:37:09

LTE band 66, 15MHz Bandwidth, 16QAM (99% BW)

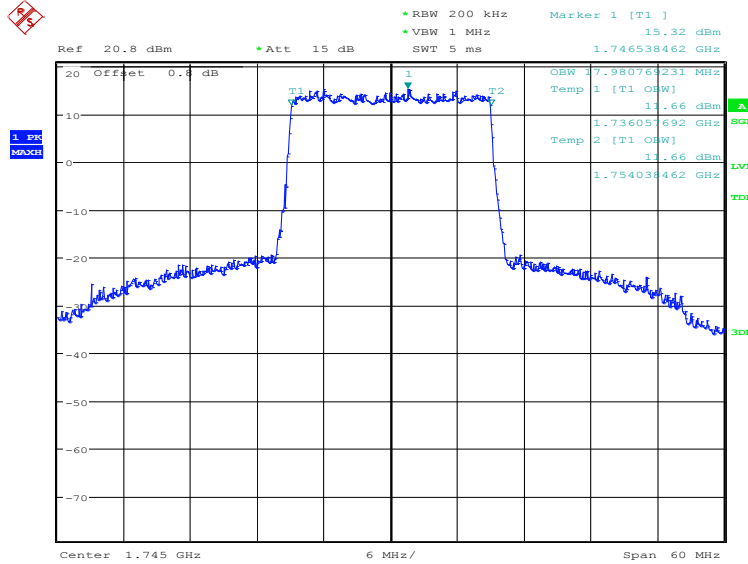


Date: 19.NOV.2021 10:37:49

LTE band 66, 20MHz (99%)

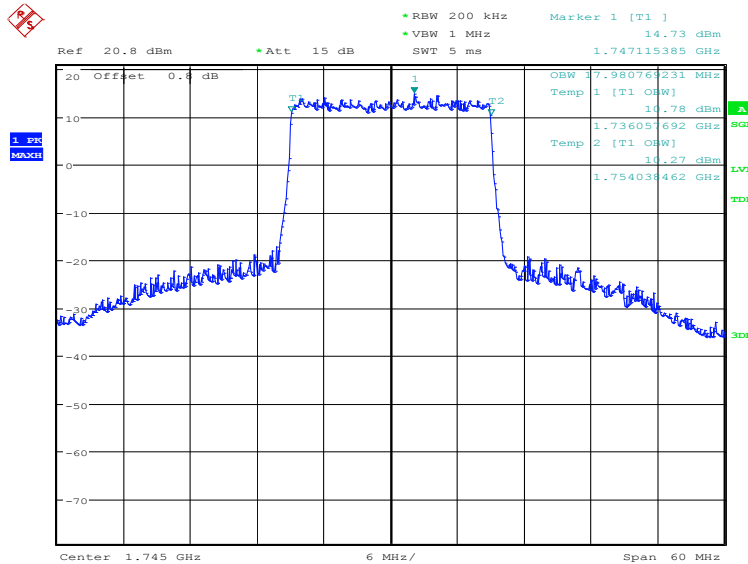
Frequency(MHz)	Occupied Bandwidth (99%)(kHz)	
1745.0	QPSK	16QAM
	17980.77	17980.77

LTE band 66, 20MHz Bandwidth, QPSK (99% BW)



Date: 19.NOV.2021 10:38:29

LTE band 66, 20MHz Bandwidth, 16QAM (99% BW)



Date: 19.NOV.2021 10:39:09

A.5 Emission Bandwidth

The emission bandwidth is defined as the width of the signal between two points, one below the carrier center frequency and one above the carrier center frequency, outside of which all emissions are attenuated at least 26 dB below the transmitter power. Table below lists the measured -26dBc BW. Spectrum analyzer plots are included on the following pages.

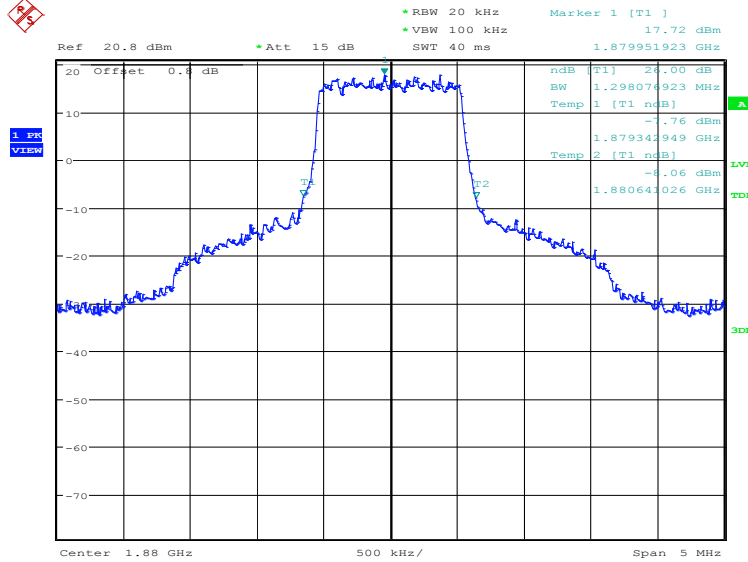
The measurement method is from ANSI C63.26:

- a) The spectrum analyzer center frequency is set to the nominal EUT channel center frequency. The span range for the spectrum analyzer shall be wide enough to see sufficient roll off of the signal to make the measurement.
- b) The nominal RBW shall be in the range of 1% to 5% of the anticipated OBW, and the VBW shall be set $\geq 3 \times$ RBW.
- c) Set the reference level of the instrument as required to prevent the signal amplitude from exceeding the maximum spectrum analyzer input mixer level for linear operation.
- d) The dynamic range of the spectrum analyzer at the selected RBW shall be more than 10 dB below the target “-X dB” requirement, i.e., if the requirement calls for measuring the -26 dB OBW, the spectrum analyzer noise floor at the selected RBW shall be at least 36 dB below the reference level.
- e) Set spectrum analyzer detection mode to peak, and the trace mode to max hold.

LTE band 2, 1.4MHz (-26dBc)

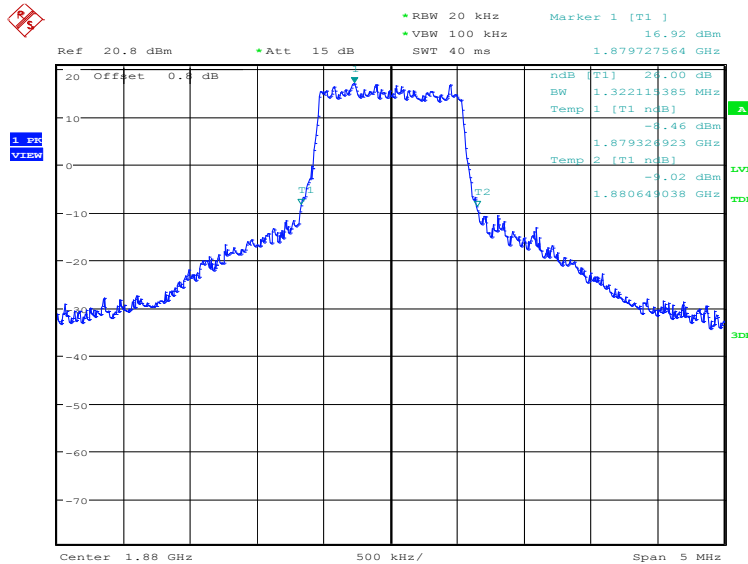
Frequency(MHz)	Emission Bandwidth (-26dBc)(kHz)	
	1880.0	QPSK
	1298.08	1322.12

LTE band 2, 1.4MHz Bandwidth, QPSK (-26dBc BW)



Date: 19.NOV.2021 10:40:27

LTE band 2, 1.4MHz Bandwidth, 16QAM (-26dBc BW)

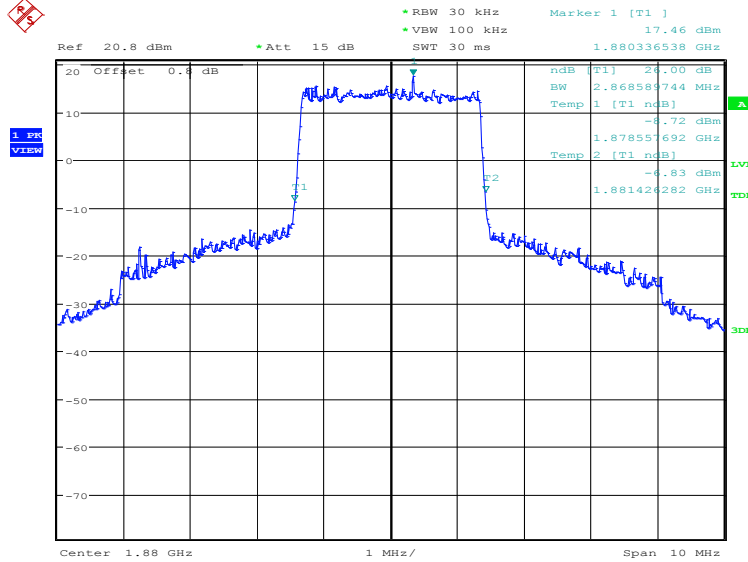


Date: 19.NOV.2021 10:41:06

LTE band 2, 3MHz (-26dBc)

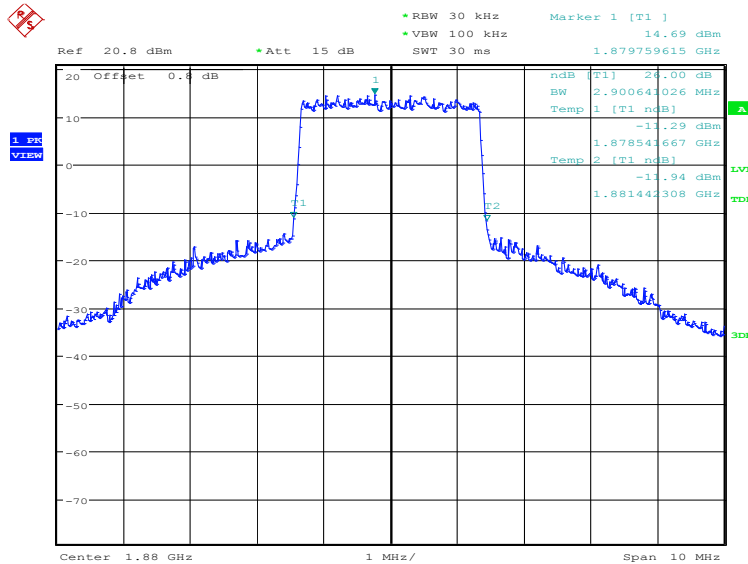
Frequency(MHz)	Emission Bandwidth (-26dBc)(kHz)	
1880.0	QPSK	16QAM
	2868.59	2900.64

LTE band 2, 3MHz Bandwidth, QPSK (-26dBc BW)



Date: 19.NOV.2021 10:41:48

LTE band 2, 3MHz Bandwidth, 16QAM (-26dBc BW)

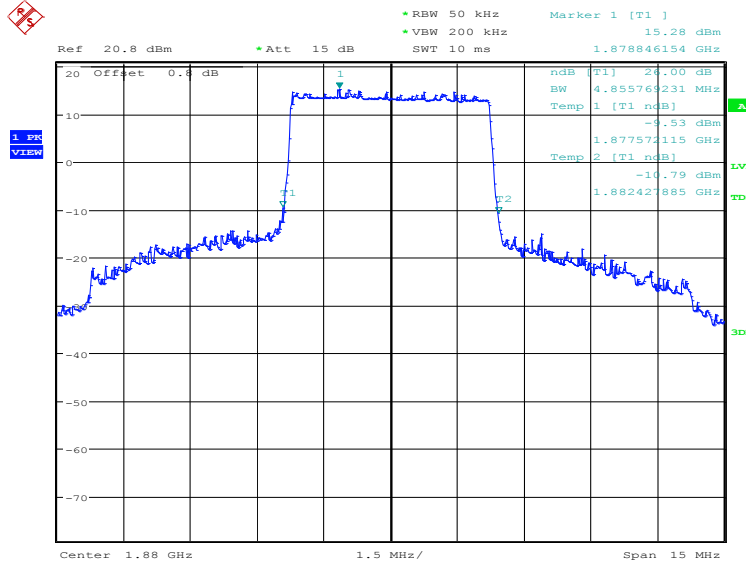


Date: 19.NOV.2021 10:42:28

LTE band 2, 5MHz (-26dBc)

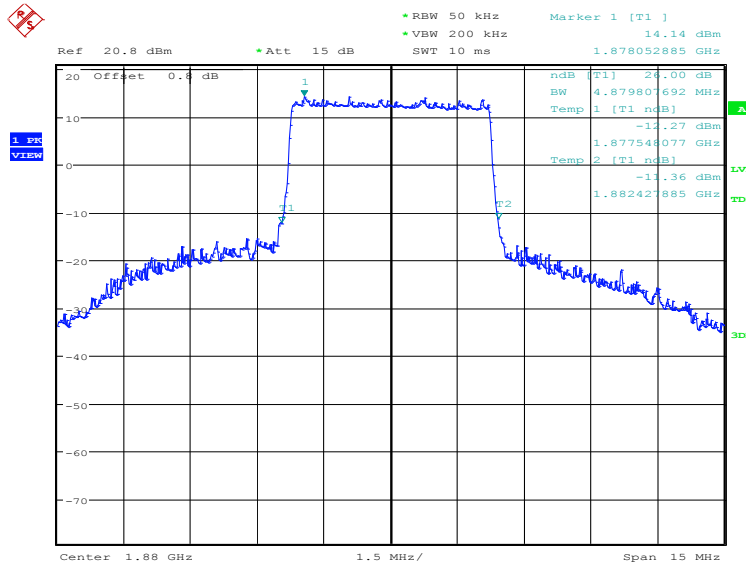
Frequency(MHz)	Emission Bandwidth (-26dBc)(kHz)	
1880.0	QPSK	16QAM
	4855.77	4879.81

LTE band 2, 5MHz Bandwidth, QPSK (-26dBc BW)



Date: 19.NOV.2021 10:43:09

LTE band 2, 5MHz Bandwidth, 16QAM (-26dBc BW)

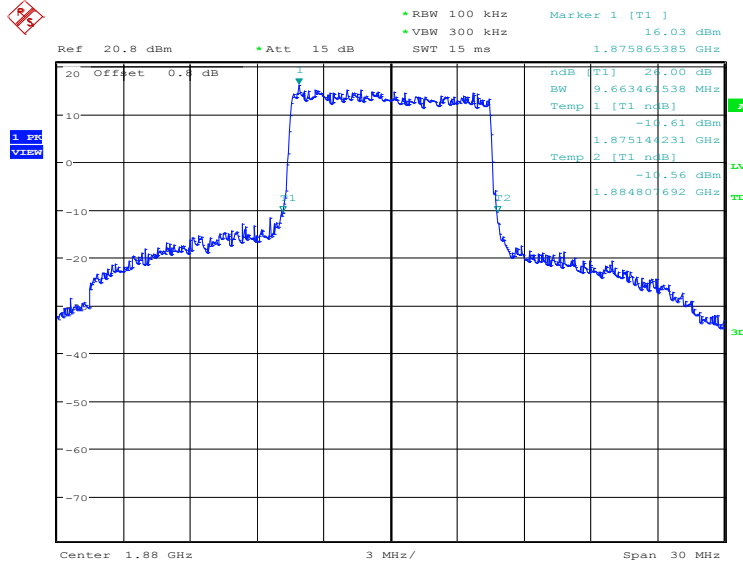


Date: 19.NOV.2021 10:43:49

LTE band 2, 10MHz (-26dBc)

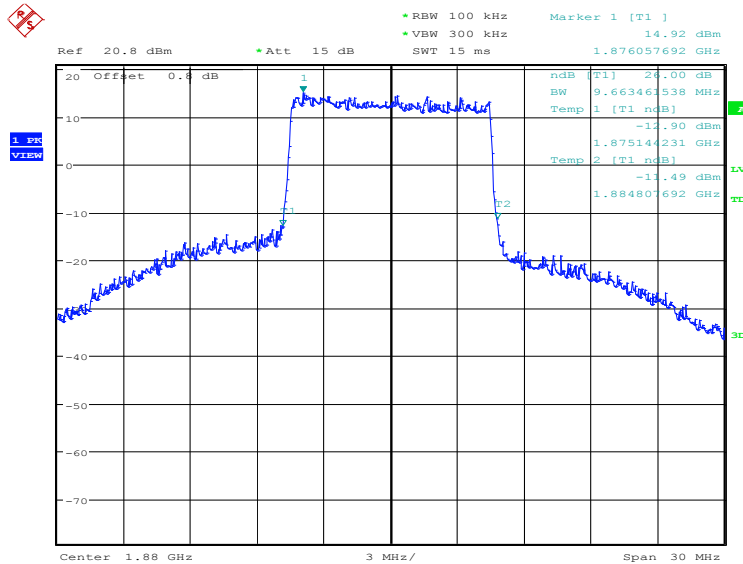
Frequency(MHz)	Emission Bandwidth (-26dBc)(kHz)	
1880.0	QPSK	16QAM
	9663.46	9663.46

LTE band 2, 10MHz Bandwidth, QPSK (-26dBc BW)



Date: 19.NOV.2021 10:44:30

LTE band 2, 10MHz Bandwidth, 16QAM (-26dBc BW)

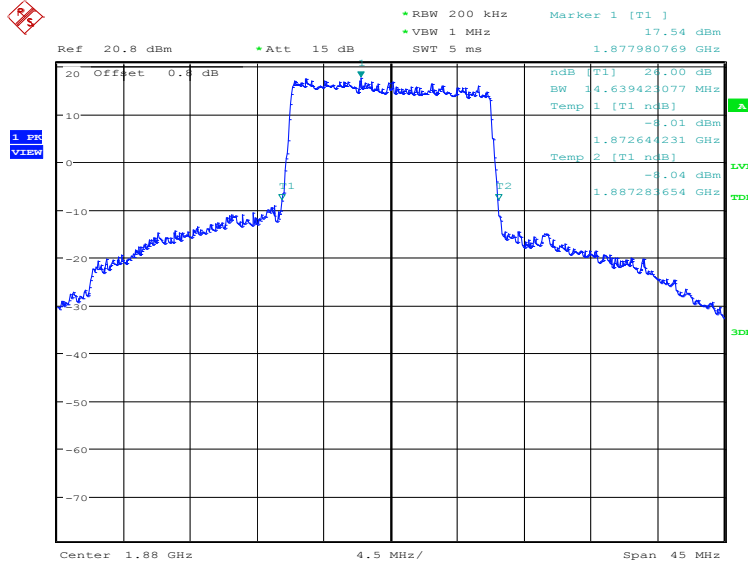


Date: 19.NOV.2021 10:45:10

LTE band 2, 15MHz (-26dBc)

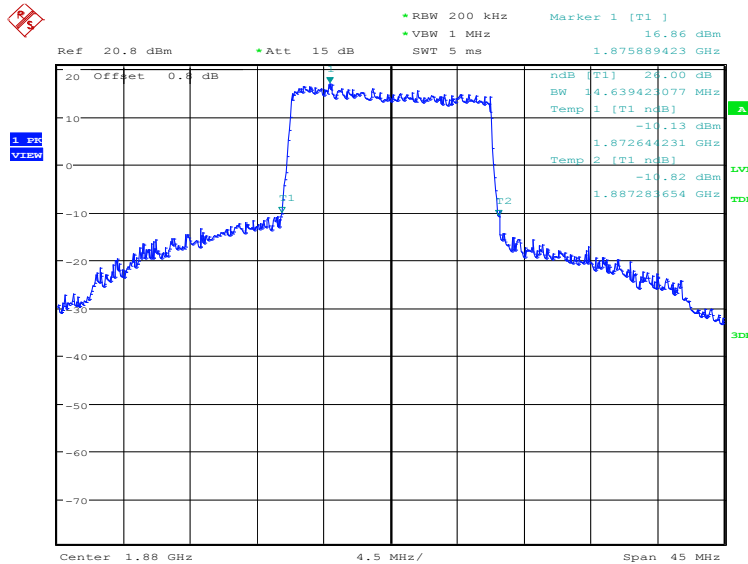
Frequency(MHz)	Emission Bandwidth (-26dBc)(kHz)	
1880.0	QPSK	16QAM
	14639.42	14639.42

LTE band 2, 15MHz Bandwidth, QPSK (-26dBc BW)



Date: 19.NOV.2021 10:45:51

LTE band 2, 15MHz Bandwidth, 16QAM (-26dBc BW)

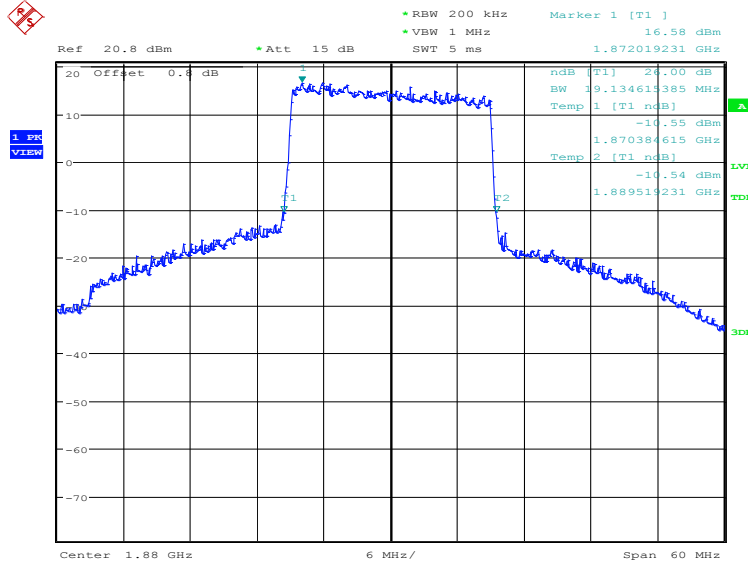


Date: 19.NOV.2021 10:46:31

LTE band 2, 20MHz (-26dBc)

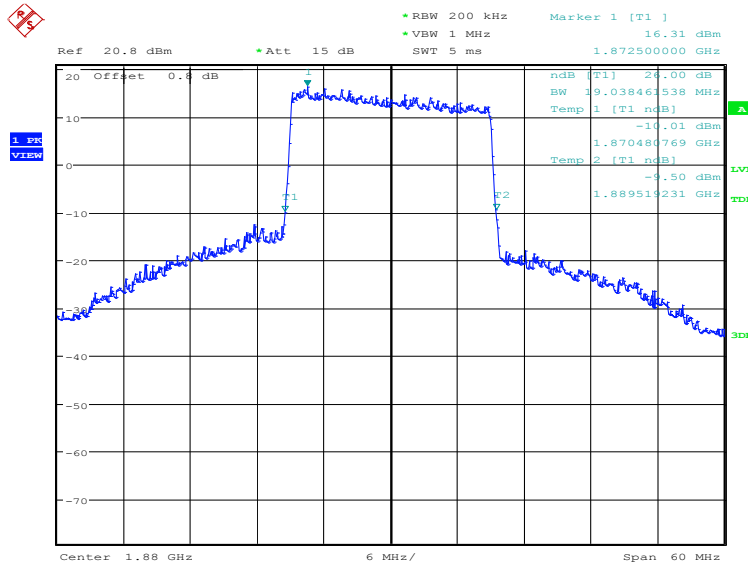
Frequency(MHz)	Emission Bandwidth (-26dBc)(kHz)	
1880.0	QPSK	16QAM
	19134.62	19038.46

LTE band 2, 20MHz Bandwidth, QPSK (-26dBc BW)



Date: 19.NOV.2021 10:47:12

LTE band 2, 20MHz Bandwidth, 16QAM (-26dBc BW)

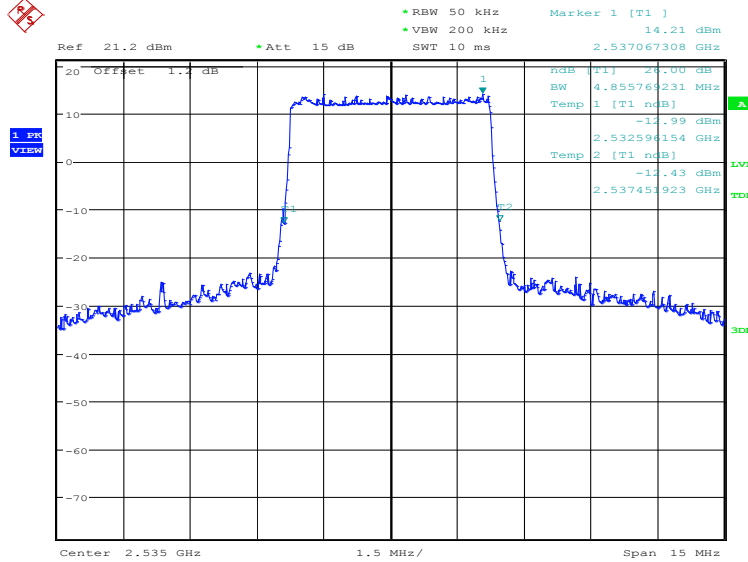


Date: 19.NOV.2021 10:47:52

LTE band 7, 5MHz (-26dBc)

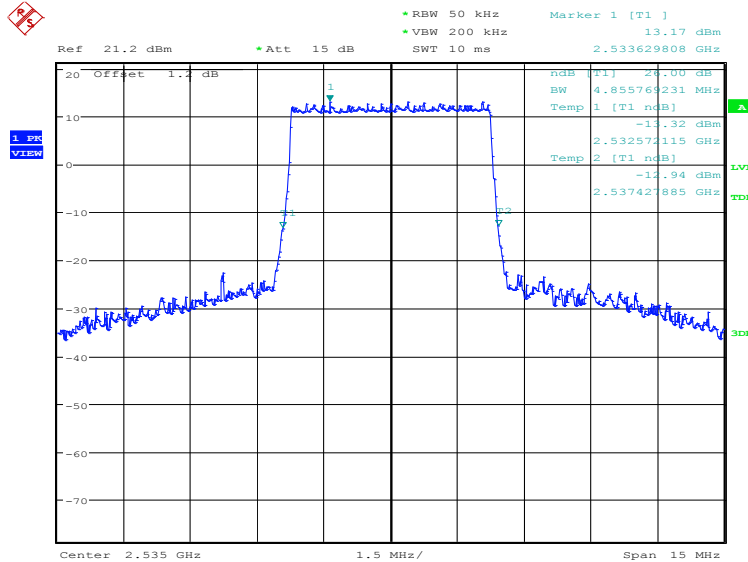
Frequency(MHz)	Emission Bandwidth (-26dBc)(kHz)	
2535.0	QPSK	16QAM
	4855.77	4855.77

LTE band 7, 5MHz Bandwidth, QPSK (-26dB BW)



Date: 19.NOV.2021 10:48:35

LTE band 7, 5MHz Bandwidth,16QAM (-26dB BW)

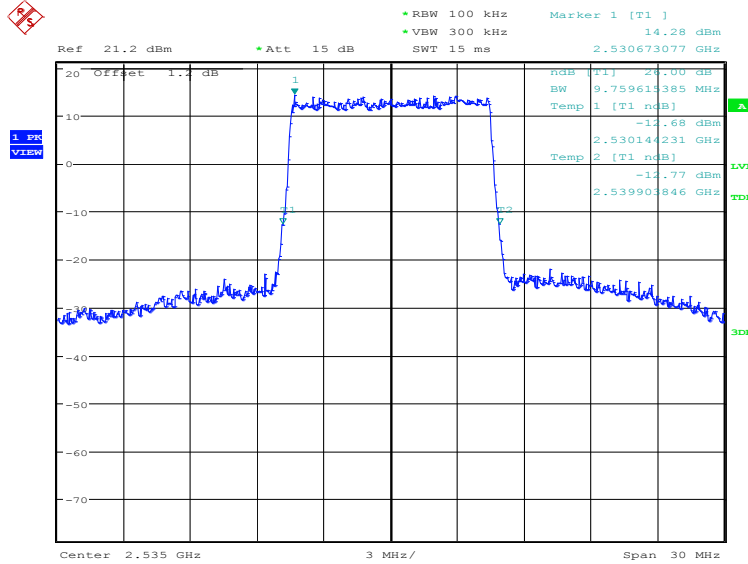


Date: 19.NOV.2021 10:49:15

LTE band 7, 10MHz (-26dBc)

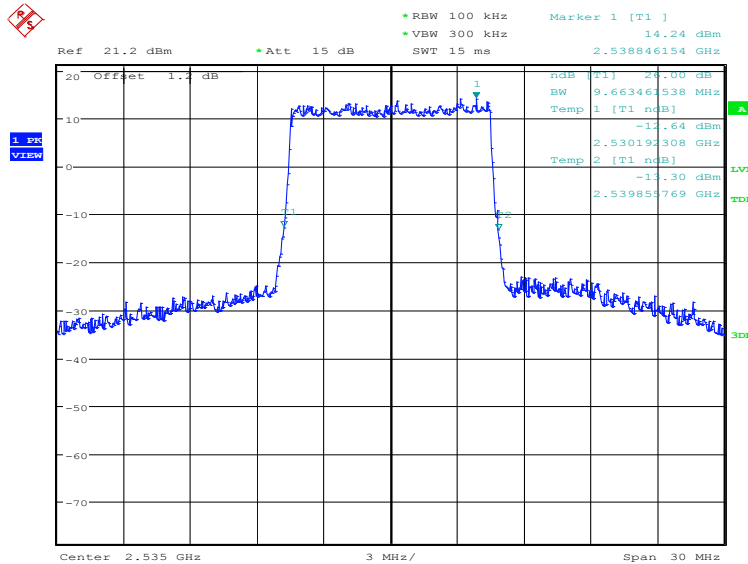
Frequency(MHz)	Emission Bandwidth (-26dBc)(kHz)	
2535.0	QPSK	16QAM
	9759.62	9663.46

LTE band 7, 10MHz Bandwidth, QPSK (-26dBc BW)



Date: 19.NOV.2021 10:49:56

LTE band 7, 10MHz Bandwidth,16QAM (-26dBc BW)

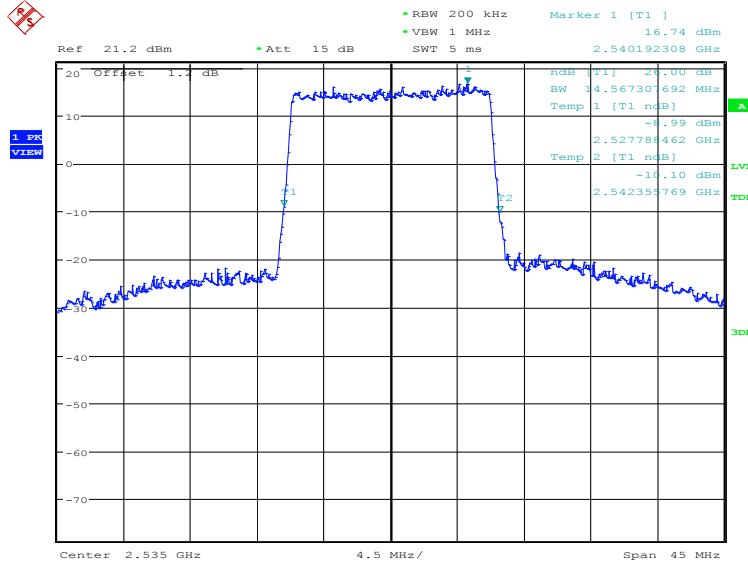


Date: 19.NOV.2021 10:50:36

LTE band 7, 15MHz (-26dBc)

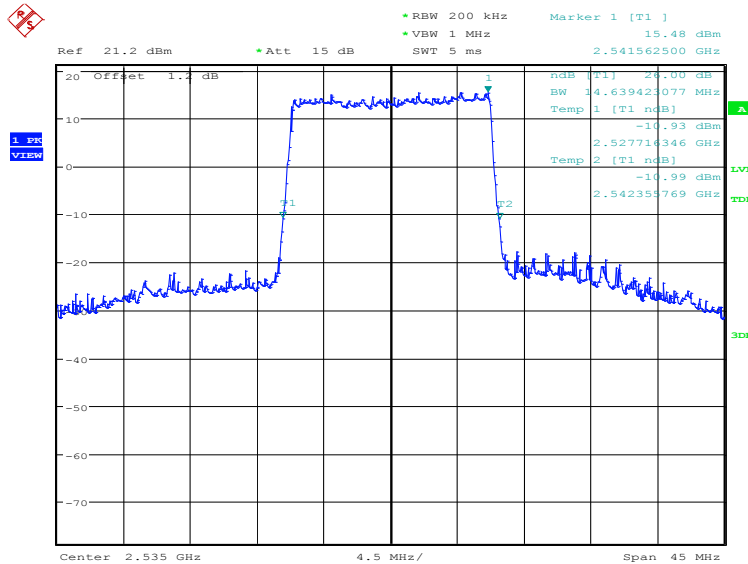
Frequency(MHz)	Emission Bandwidth (-26dBc)(kHz)	
2535.0	QPSK	16QAM
	14567.31	14639.42

LTE band 7, 15MHz Bandwidth, QPSK (-26dBc BW)



Date: 19.NOV.2021 10:51:18

LTE band 7, 15MHz Bandwidth, 16QAM (-26dBc BW)

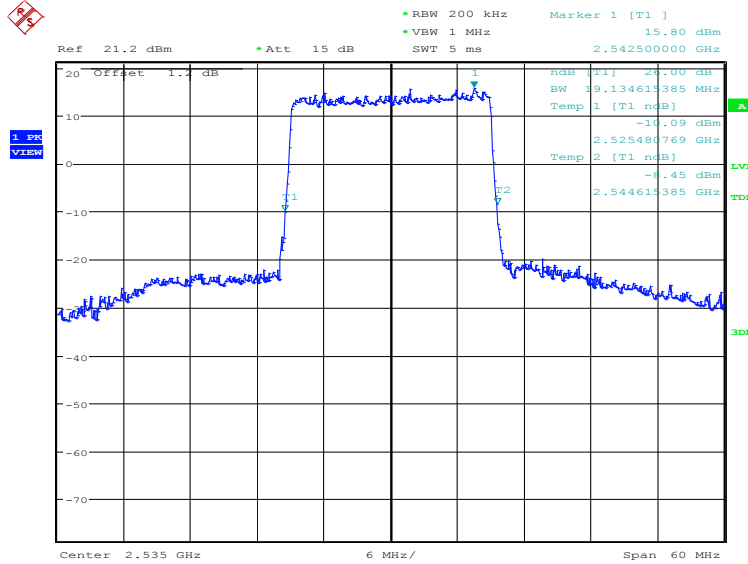


Date: 19.NOV.2021 10:51:57

LTE band 7, 20MHz (-26dBc)

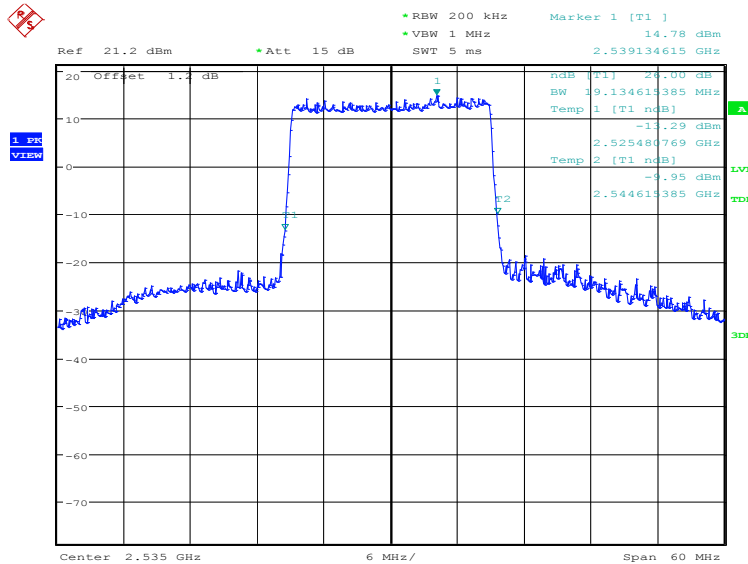
Frequency(MHz)	Emission Bandwidth (-26dBc)(kHz)	
2535.0	QPSK	16QAM
	19134.62	19134.62

LTE band 7, 20MHz Bandwidth, QPSK (-26dBc BW)



Date: 19.NOV.2021 10:52:39

LTE band 7, 20MHz Bandwidth, 16QAM (-26dBc BW)

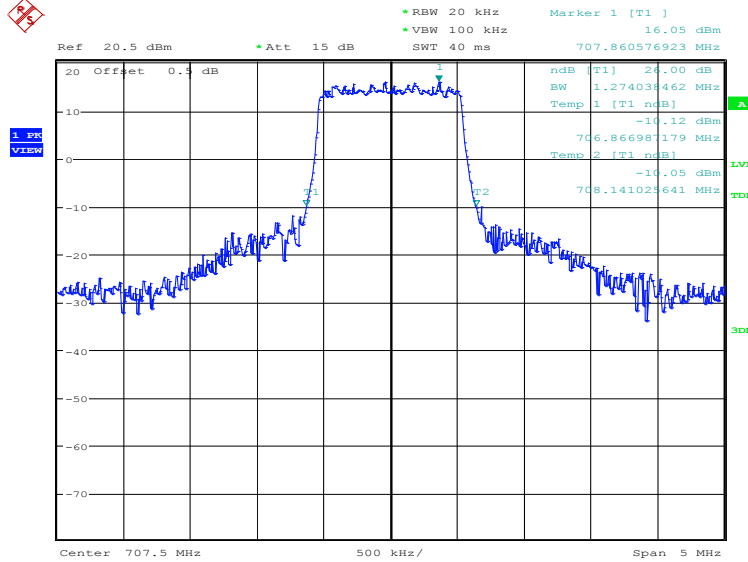


Date: 19.NOV.2021 10:53:19

LTE band 12, 1.4MHz (-26dBc)

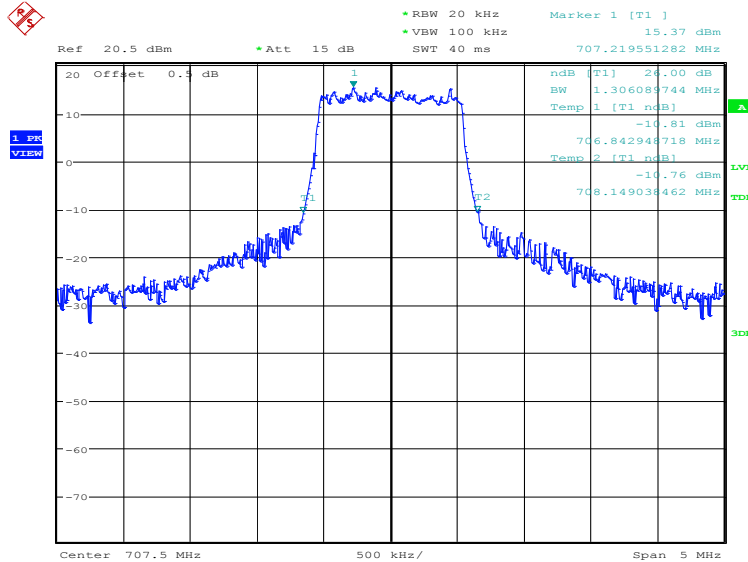
Frequency(MHz)	Emission Bandwidth (-26dBc)(kHz)	
707.5	QPSK	16QAM
	1274.04	1306.09

LTE band 12, 1.4MHz Bandwidth, QPSK (-26dBc BW)



Date: 18.NOV.2021 18:14:10

LTE band 12, 1.4MHz Bandwidth, 16QAM (-26dBc BW)

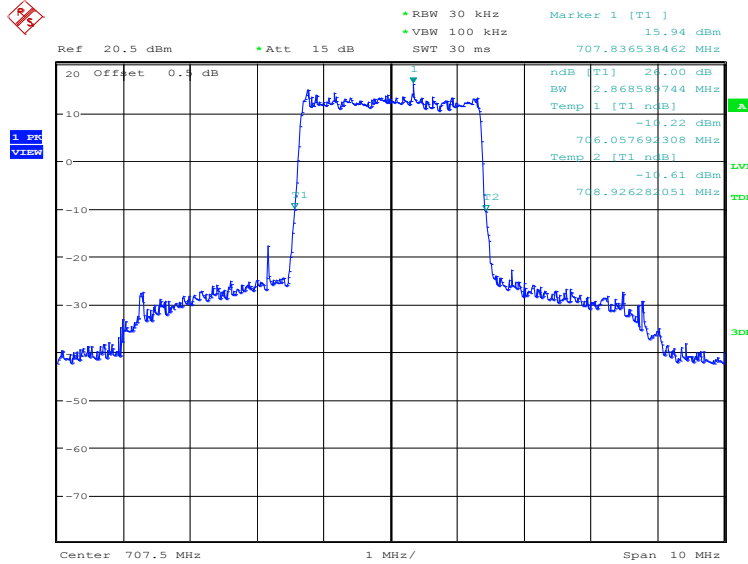


Date: 18.NOV.2021 18:14:50

LTE band 12, 3MHz (-26dBc)

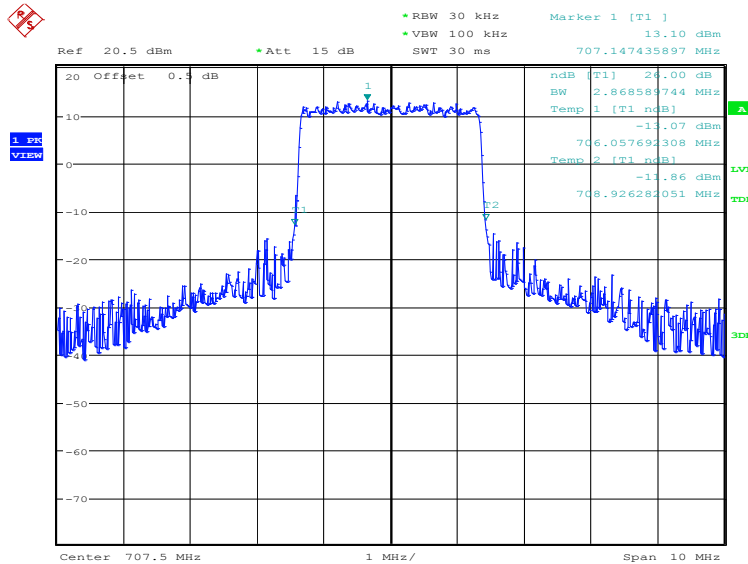
Frequency(MHz)	Emission Bandwidth (-26dBc)(kHz)	
707.5	QPSK	16QAM
	2868.59	2868.59

LTE band 12, 3MHz Bandwidth, QPSK (-26dBc BW)



Date: 18.NOV.2021 18:15:32

LTE band 12, 3MHz Bandwidth, 16QAM (-26dBc BW)

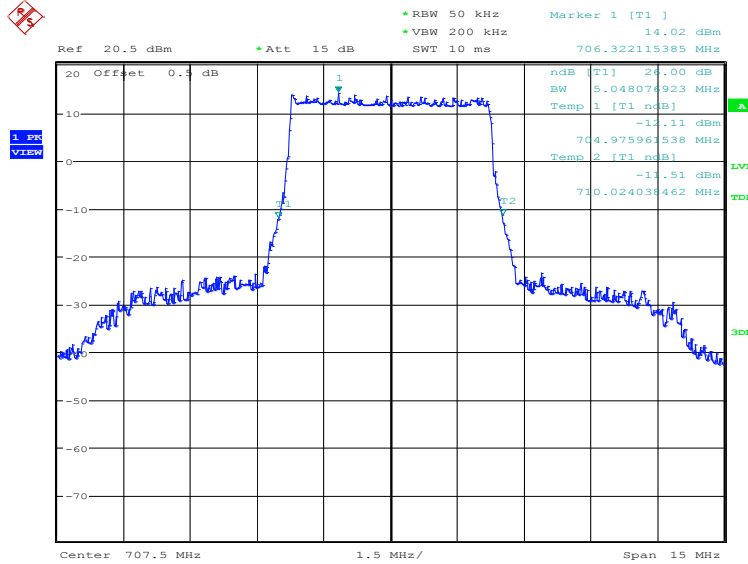


Date: 18.NOV.2021 18:16:12

LTE band 12, 5MHz (-26dBc)

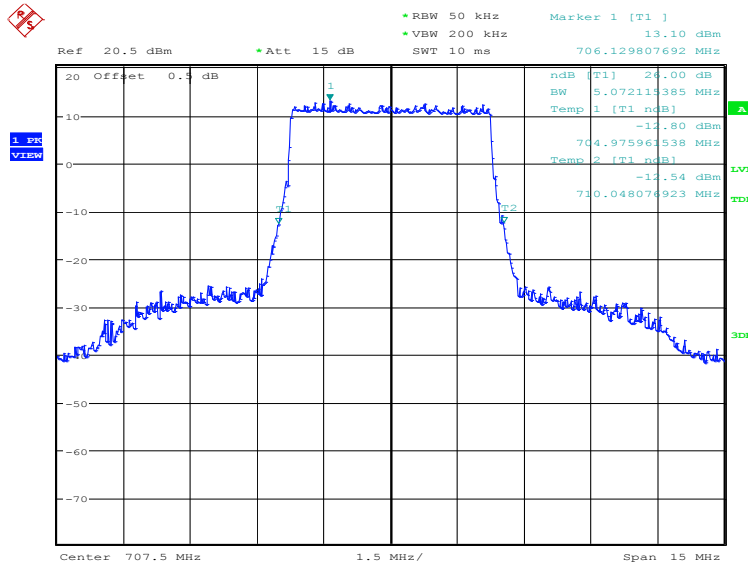
Frequency(MHz)	Emission Bandwidth (-26dBc)(kHz)	
707.5	QPSK	16QAM
	5048.08	5072.12

LTE band 12, 5MHz Bandwidth, QPSK (-26dBc BW)



Date: 18.NOV.2021 18:16:56

LTE band 12, 5MHz Bandwidth, 16QAM (-26dBc BW)

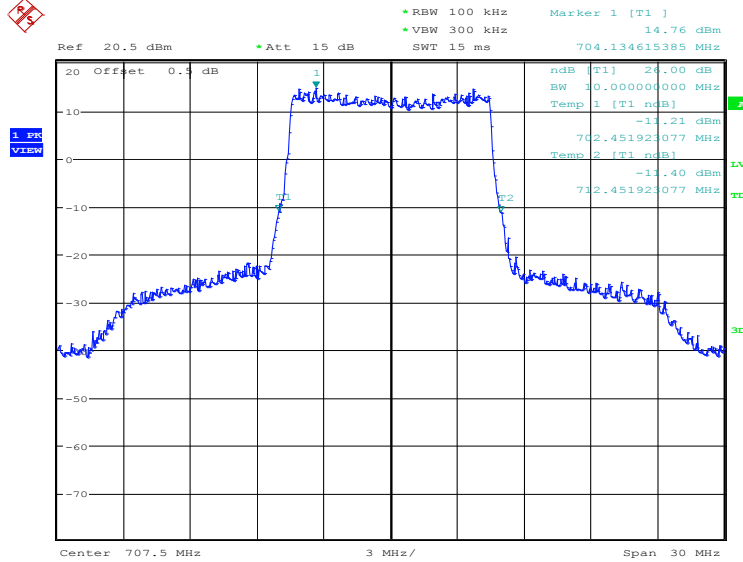


Date: 18.NOV.2021 18:17:36

LTE band 12, 10MHz (-26dBc)

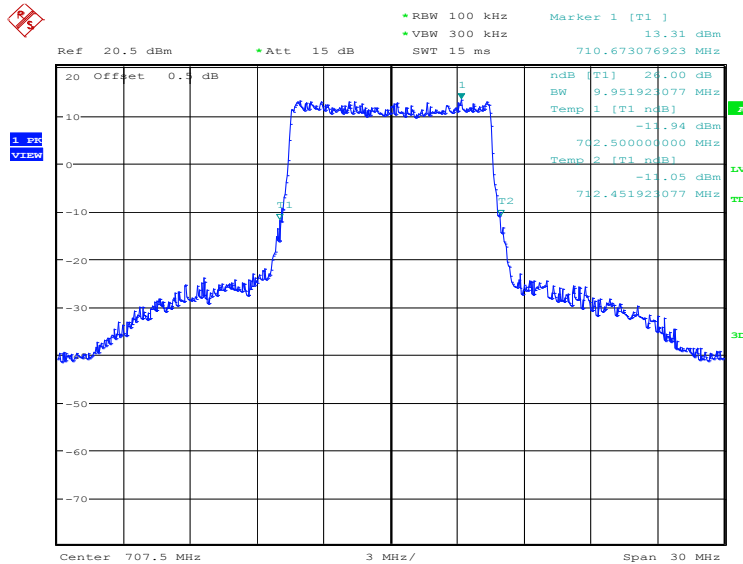
Frequency(MHz)	Emission Bandwidth (-26dBc)(kHz)	
707.5	QPSK	16QAM
	10000.00	9951.92

LTE band 12, 10MHz Bandwidth, QPSK (-26dBc BW)



Date: 18.NOV.2021 18:18:17

LTE band 12, 10MHz Bandwidth, 16QAM (-26dBc BW)

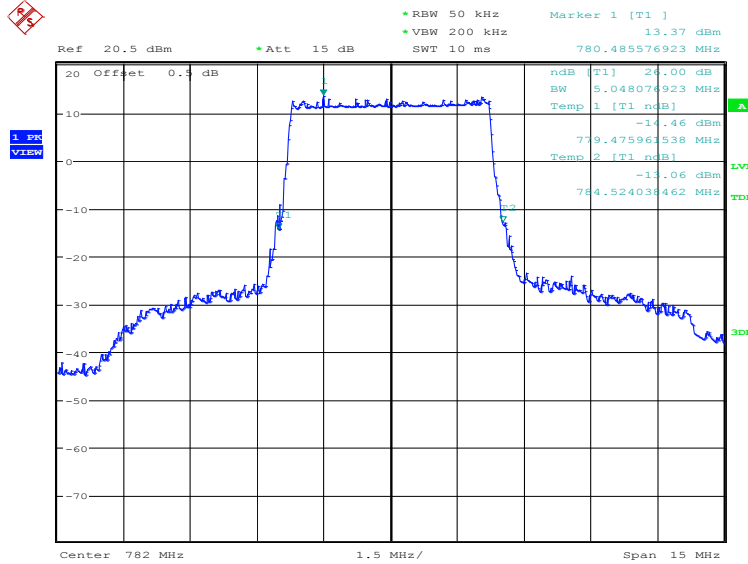


Date: 18.NOV.2021 18:18:57

LTE band 13, 5MHz (-26dBc)

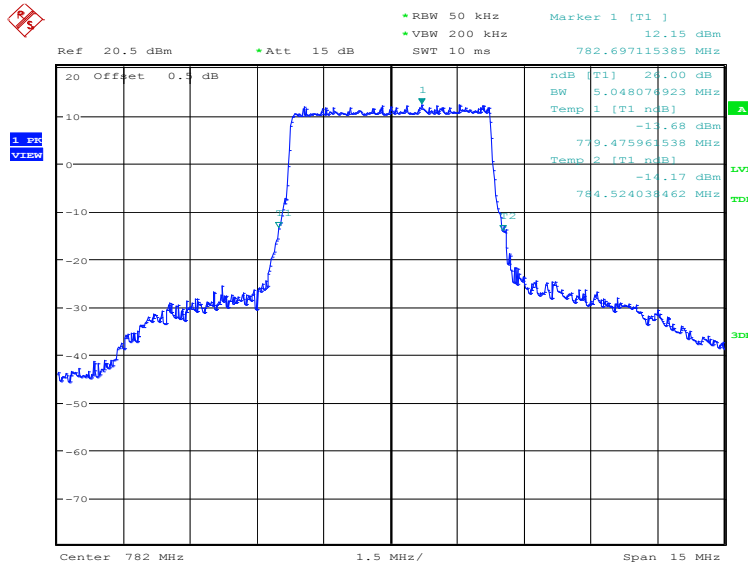
Frequency(MHz)	Emission Bandwidth (-26dBc)(kHz)	
782.0	QPSK	16QAM
	5048.08	5048.08

LTE band 13, 5MHz Bandwidth, QPSK (-26dBc BW)



Date: 18.NOV.2021 18:19:40

LTE band 13, 5MHz Bandwidth, 16QAM (-26dBc BW)

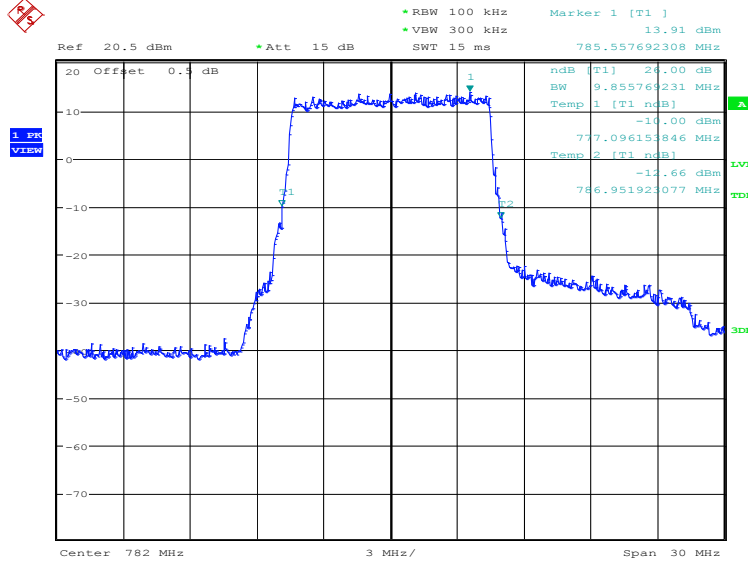


Date: 18.NOV.2021 18:20:22

LTE band 13, 10MHz (-26dBc)

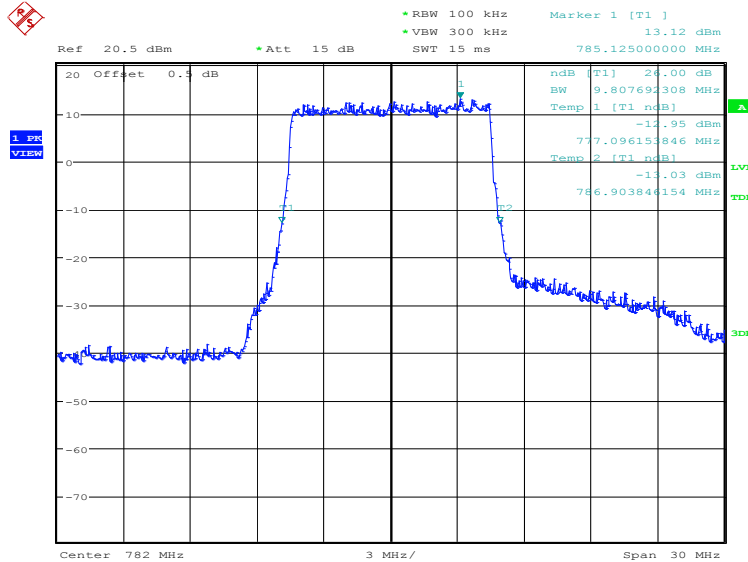
Frequency(MHz)	Emission Bandwidth (-26dBc)(kHz)	
782.0	QPSK	16QAM
	9855.77	9807.69

LTE band 13, 10MHz Bandwidth, QPSK (-26dBc BW)



Date: 18.NOV.2021 18:21:04

LTE band 13, 10MHz Bandwidth,16QAM (-26dBc BW)

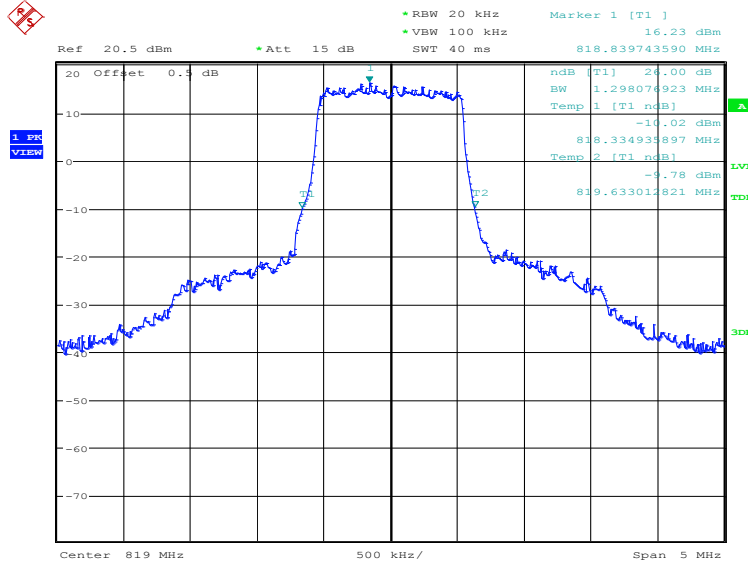


Date: 18.NOV.2021 18:21:44

LTE band 26(814MHz~824MHz), 1.4MHz (-26dBc)

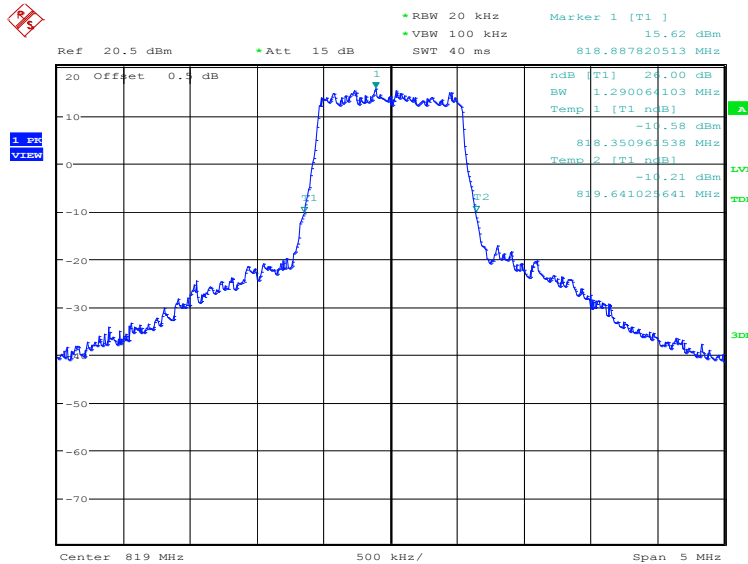
Frequency(MHz)	Emission Bandwidth (-26dBc)(kHz)	
819.0	QPSK	16QAM
	1298.08	1290.06

LTE band 26(814MHz~824MHz), 1.4MHz Bandwidth, QPSK (-26dBc BW)



Date: 18.NOV.2021 18:30:17

LTE band 26(814MHz~824MHz), 1.4MHz Bandwidth, 16QAM (-26dBc BW)

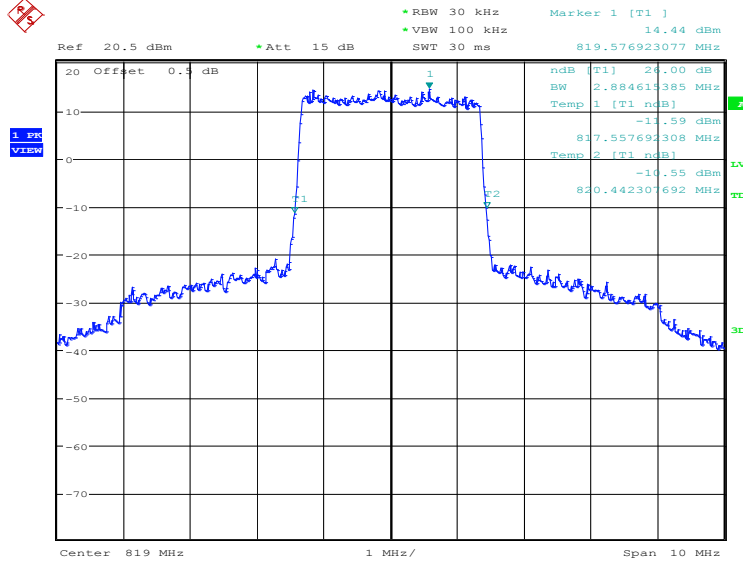


Date: 18.NOV.2021 18:31:02

LTE band 26(814MHz~824MHz), 3MHz (-26dBc)

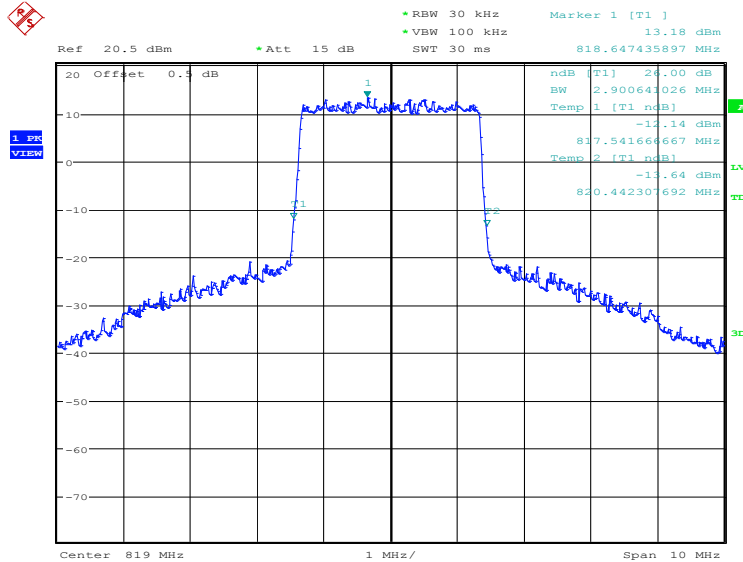
Frequency(MHz)	Emission Bandwidth (-26dBc)(kHz)	
819.0	QPSK	16QAM
	2884.62	2900.64

LTE band 26(814MHz~824MHz), 3MHz Bandwidth, QPSK (-26dBc BW)



Date: 18.NOV.2021 18:31:46

LTE band 26(814MHz~824MHz), 3MHz Bandwidth, 16QAM (-26dBc BW)

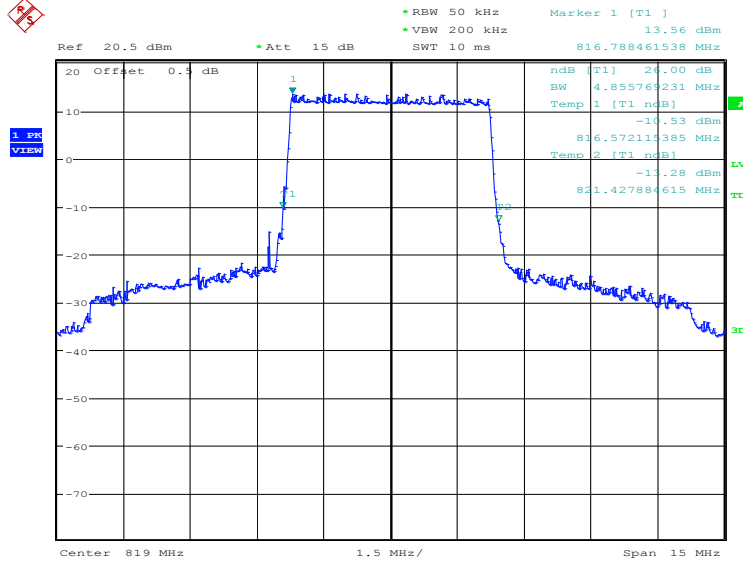


Date: 18.NOV.2021 18:32:29

LTE band 26(814MHz~824MHz), 5MHz (-26dBc)

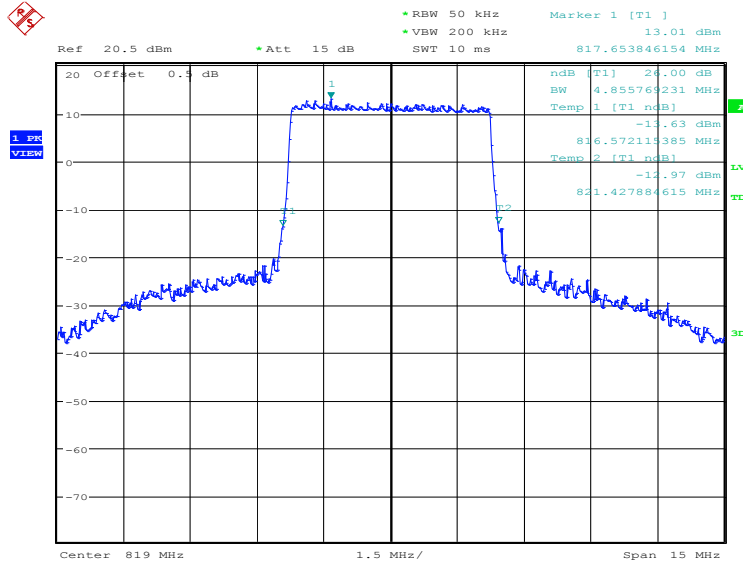
Frequency(MHz)	Emission Bandwidth (-26dBc)(kHz)	
819.0	QPSK	16QAM
	4855.77	4855.77

LTE band 26(814MHz~824MHz), 5MHz Bandwidth, QPSK (-26dBc BW)



Date: 18.NOV.2021 18:33:14

LTE band 26(814MHz~824MHz), 5MHz Bandwidth, 16QAM (-26dBc BW)

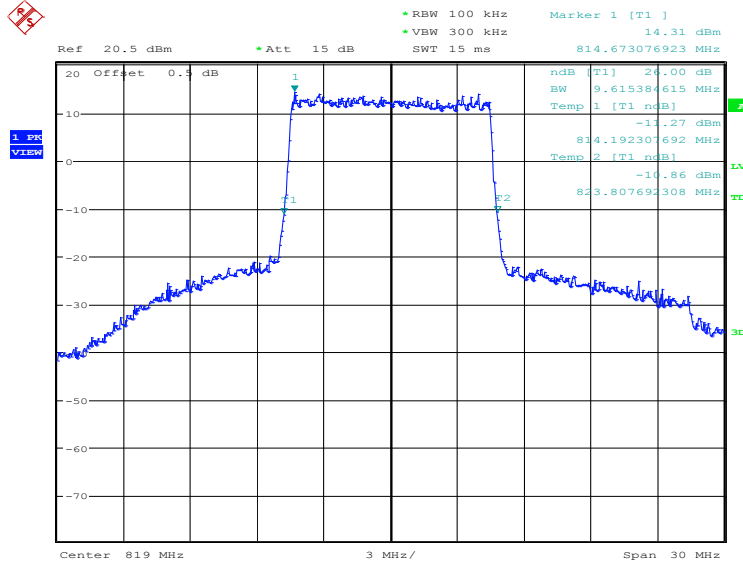


Date: 18.NOV.2021 18:33:54

LTE band 26(814MHz~824MHz), 10MHz (-26dBc)

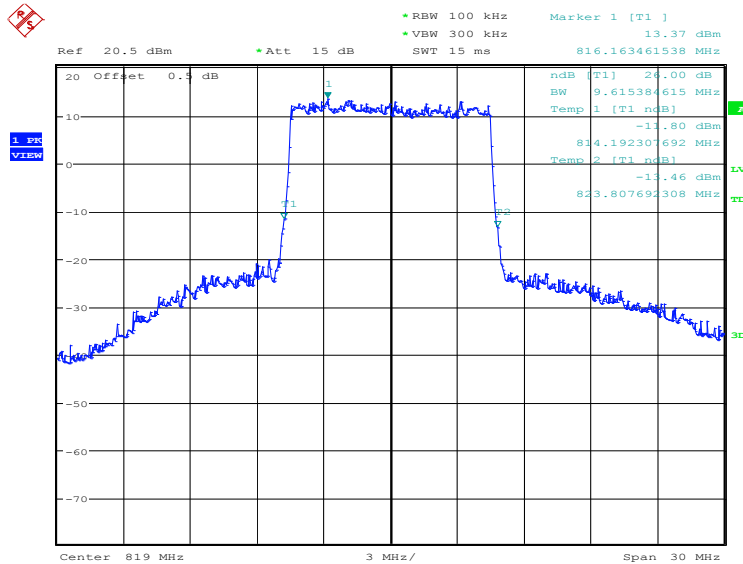
Frequency(MHz)	Emission Bandwidth (-26dBc)(kHz)	
819.0	QPSK	16QAM
	9615.38	9615.38

LTE band 26(814MHz~824MHz), 10MHz Bandwidth, QPSK (-26dBc BW)



Date: 18.NOV.2021 18:34:35

LTE band 26(814MHz~824MHz), 10MHz Bandwidth, 16QAM (-26dBc BW)

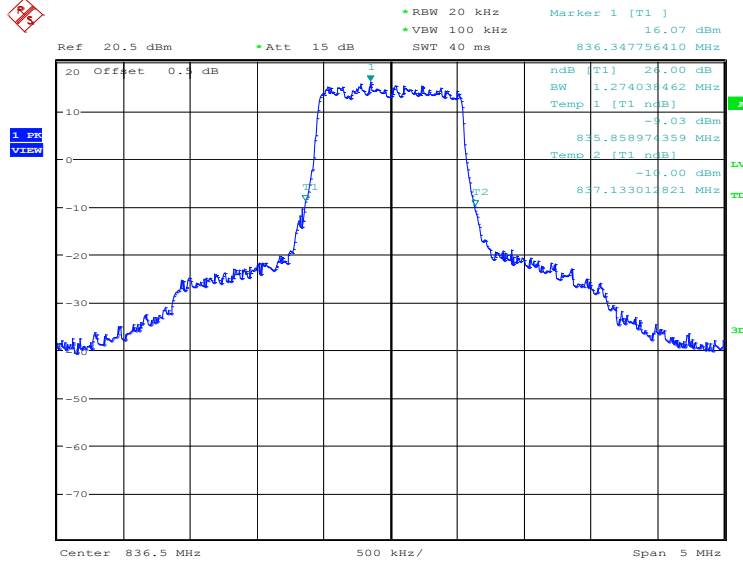


Date: 18.NOV.2021 18:35:15

LTE band 26(824MHz~849MHz), 1.4MHz (-26dBc)

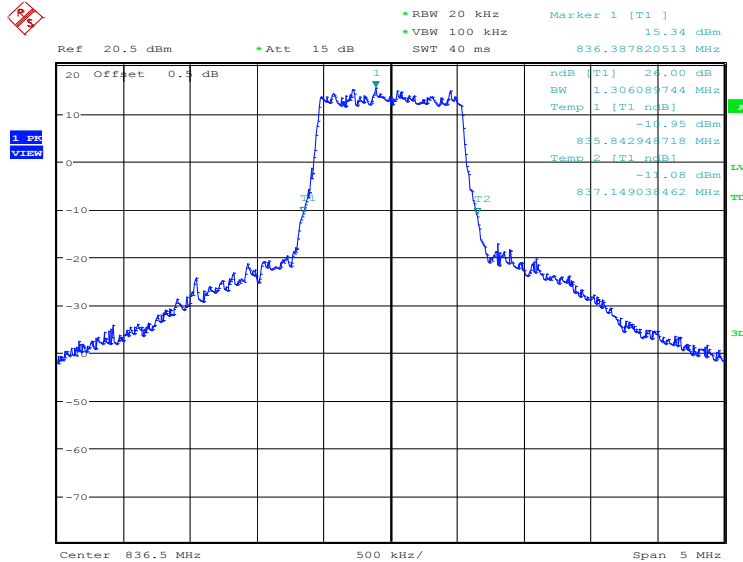
Frequency(MHz)	Emission Bandwidth (-26dBc)(kHz)	
836.5	QPSK	16QAM
	1274.04	1306.09

LTE band 26(824MHz~849MHz), 1.4MHz Bandwidth, QPSK (-26dBc BW)



Date: 18.NOV.2021 18:22:29

LTE band 26(824MHz~849MHz), 1.4MHz Bandwidth, 16QAM (-26dBc BW)

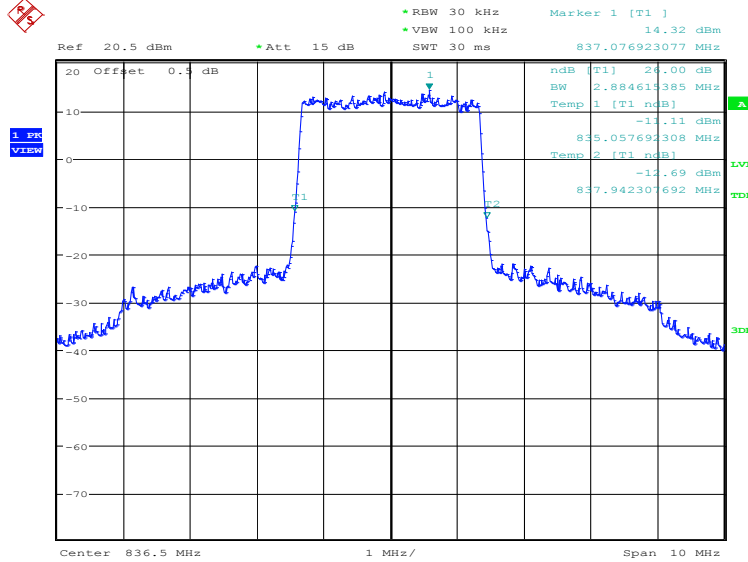


Date: 18.NOV.2021 18:23:09

LTE band 26(824MHz~849MHz), 3MHz (-26dBc)

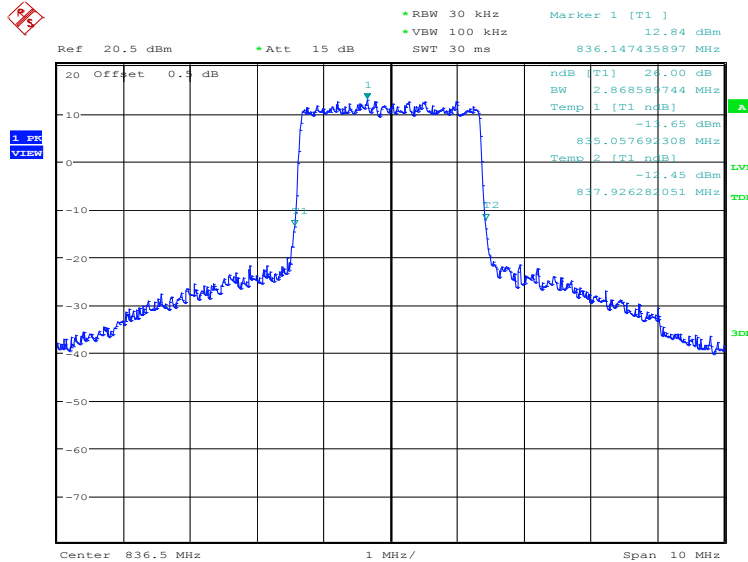
Frequency(MHz)	Emission Bandwidth (-26dBc)(kHz)	
836.5	QPSK	16QAM
	2884.62	2868.59

LTE band 26(824MHz~849MHz), 3MHz Bandwidth, QPSK (-26dBc BW)



Date: 18.NOV.2021 18:23:52

LTE band 26(824MHz~849MHz), 3MHz Bandwidth, 16QAM (-26dBc BW)

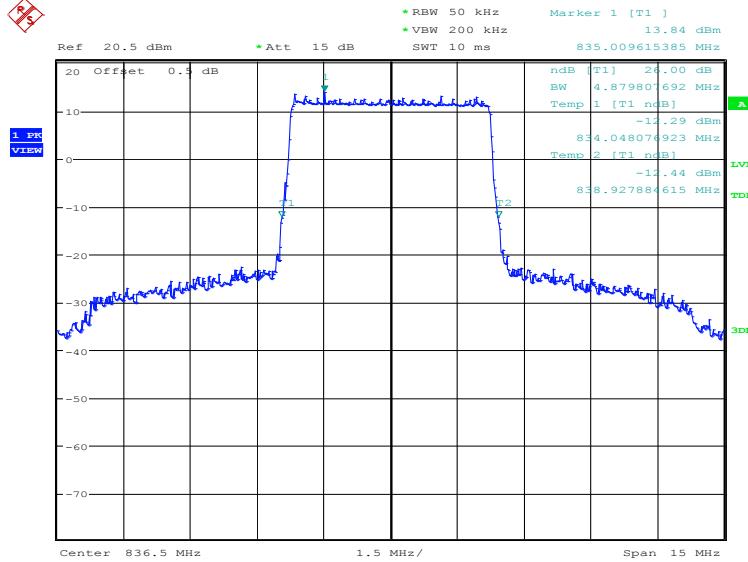


Date: 18.NOV.2021 18:24:36

LTE band 26(824MHz~849MHz), 5MHz (-26dBc)

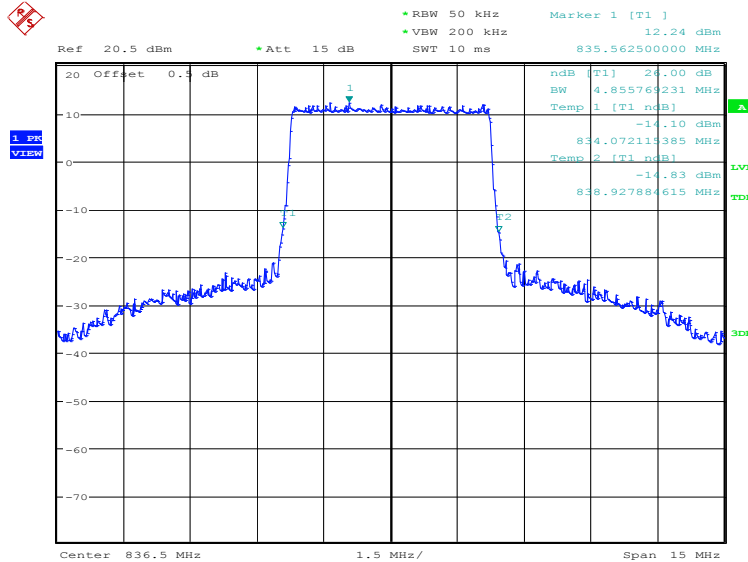
Frequency(MHz)	Emission Bandwidth (-26dBc)(kHz)	
836.5	QPSK	16QAM
	4879.81	4855.77

LTE band 26(824MHz~849MHz), 5MHz Bandwidth, QPSK (-26dBc BW)



Date: 18.NOV.2021 18:25:19

LTE band 26(824MHz~849MHz), 5MHz Bandwidth, 16QAM (-26dBc BW)

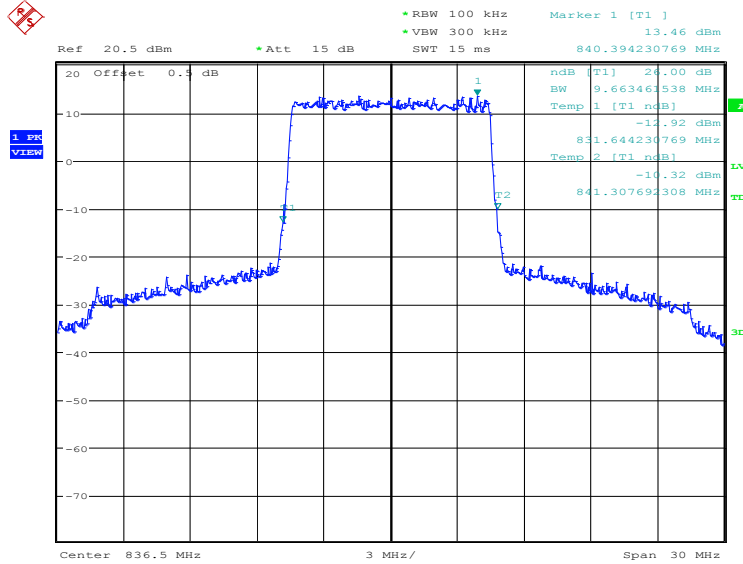


Date: 18.NOV.2021 18:26:01

LTE band 26(824MHz~849MHz), 10MHz (-26dBc)

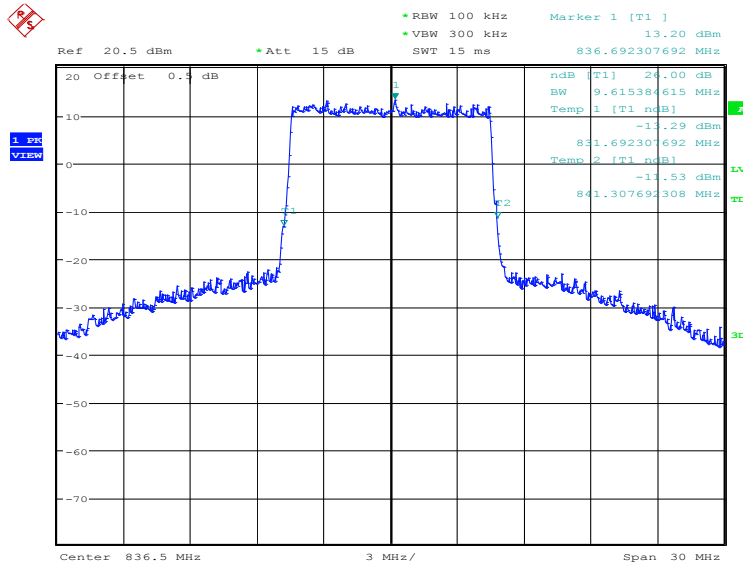
Frequency(MHz)	Emission Bandwidth (-26dBc)(kHz)	
836.5	QPSK	16QAM
	9663.46	9615.38

LTE band 26(824MHz~849MHz), 10MHz Bandwidth, QPSK (-26dBc BW)



Date: 18.NOV.2021 18:26:44

LTE band 26(824MHz~849MHz), 10MHz Bandwidth, 16QAM (-26dBc BW)

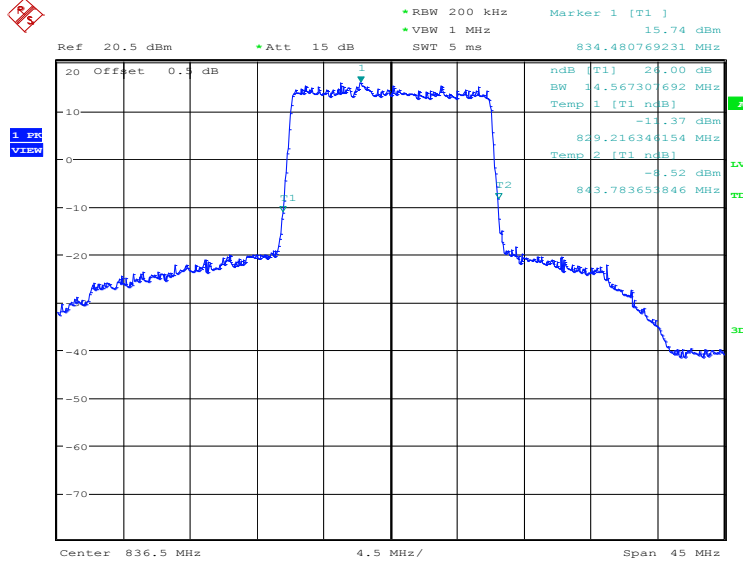


Date: 18.NOV.2021 18:27:27

LTE band 26(824MHz~849MHz), 15MHz (-26dBc)

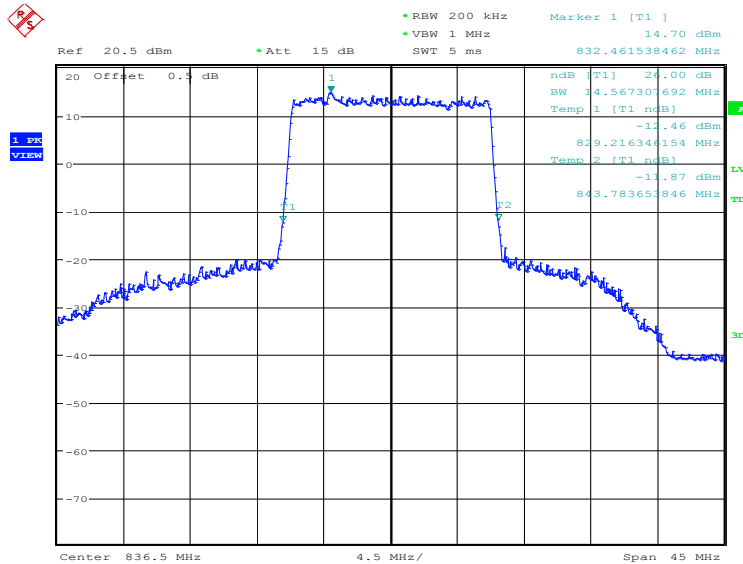
Frequency(MHz)	Emission Bandwidth (-26dBc)(kHz)	
836.5	QPSK	16QAM
	14567.31	14567.31

LTE band 26(824MHz~849MHz), 15MHz Bandwidth, QPSK (-26dBc BW)



Date: 18.NOV.2021 18:28:12

LTE band 26(824MHz~849MHz), 15MHz Bandwidth, 16QAM (-26dBc BW)

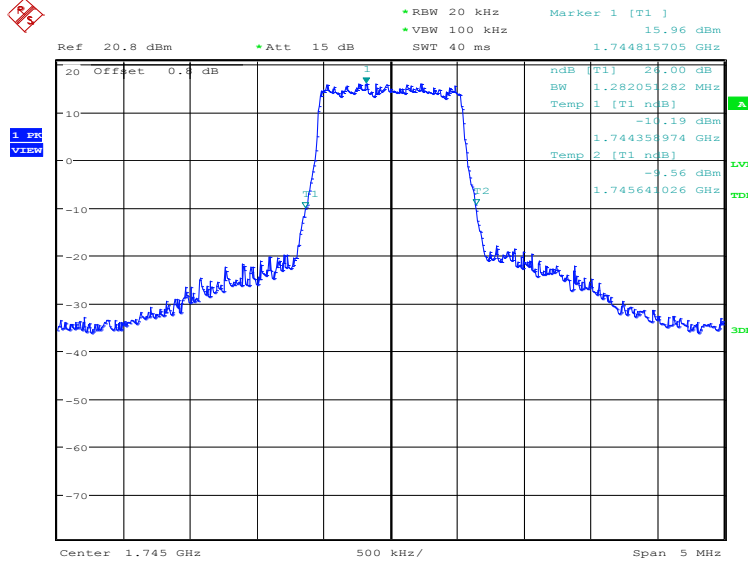


Date: 18.NOV.2021 18:28:53

LTE band 66, 1.4MHz (-26dBc)

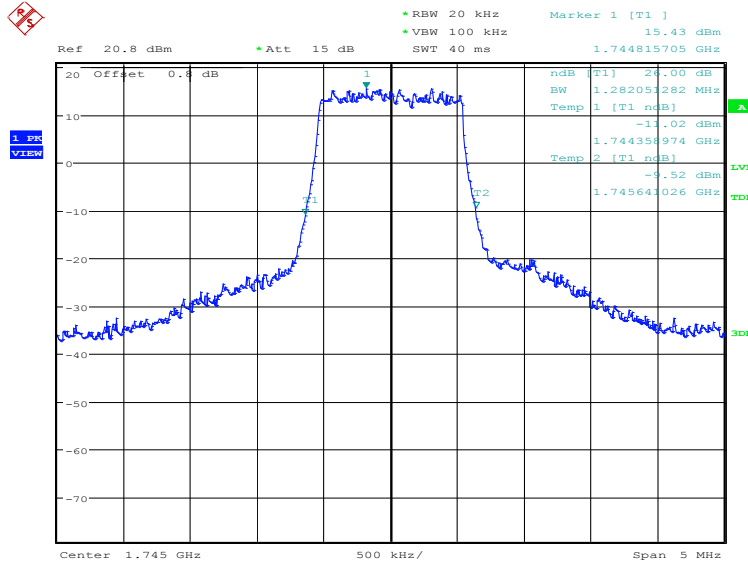
Frequency(MHz)	Emission Bandwidth (-26dBc)(kHz)	
1745.0	QPSK	16QAM
	1282.05	1282.05

LTE band 66, 1.4MHz Bandwidth, QPSK (-26dBc BW)



Date: 19.NOV.2021 10:54:01

LTE band 66, 1.4MHz Bandwidth, 16QAM (-26dBc BW)

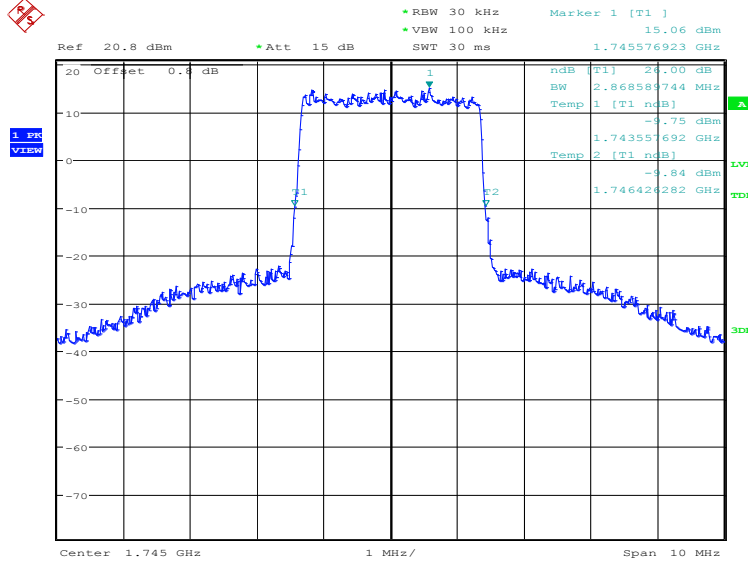


Date: 19.NOV.2021 10:54:41

LTE band 66, 3MHz (-26dBc)

Frequency(MHz)	Emission Bandwidth (-26dBc)(kHz)	
1745.0	QPSK	16QAM
	2868.59	2884.62

LTE band 66, 3MHz Bandwidth, QPSK (-26dBc BW)



LTE band 66, 3MHz Bandwidth, 16QAM (-26dBc BW)

