



# TEST REPORT

## No. I21Z61051-WMD04

for

**TCL Communication Ltd.**

**GSM/UMTS/LTE/NR Mobile phone**

**Model Name: T767H**

**FCC ID: 2ACCJH140**

with

**Hardware Version: PIO**

**Software Version: 2B56**

**Issued Date: 2021-08-04**

**Note:**

The test results in this test report relate only to the devices specified in this report. This report shall not be reproduced except in full without the written approval of CTTL.

The report must not be used by the client to claim product certification, approval, or endorsement by NVLAP, NIST, or any agency of the U.S. Government.

**Test Laboratory:**

**CTTL, Telecommunication Technology Labs, CAICT**

No. 52, Huayuan North Road, Haidian District, Beijing, P. R. China 100191.

Tel: +86(0)10-62304633-2512, Fax: +86(0)10-62304633-2504

Email: [ctl\\_terminals@caict.ac.cn](mailto:ctl_terminals@caict.ac.cn), website: [www.caict.ac.cn](http://www.caict.ac.cn)

## **REPORT HISTORY**

<b>Report Number</b>	<b>Revision</b>	<b>Description</b>	<b>Issue Date</b>
I21Z61051-WMD04	Rev.0	1 <sup>st</sup> edition	2021-08-03
I21Z61051-WMD04	Rev.1	2 <sup>nd</sup> edition Update all the results in A.1.2.	2021-08-04

Note: the latest revision of the test report supersedes all previous version.

## **CONTENTS**

<b>1. TEST LABORATORY .....</b>	<b>4</b>
<b>1.1. INTRODUCTION &amp; ACCREDITATION.....</b>	<b>4</b>
<b>1.2. TESTING LOCATION .....</b>	<b>4</b>
<b>1.3. TESTING ENVIRONMENT .....</b>	<b>5</b>
<b>1.4. PROJECT DATA.....</b>	<b>5</b>
<b>1.5. SIGNATURE .....</b>	<b>5</b>
<b>2. CLIENT INFORMATION .....</b>	<b>6</b>
<b>2.1. APPLICANT INFORMATION .....</b>	<b>6</b>
<b>2.2. MANUFACTURER INFORMATION .....</b>	<b>6</b>
<b>3. EQUIPMENT UNDER TEST (EUT) AND ANCILLARY EQUIPMENT (AE) .....</b>	<b>7</b>
<b>3.1. ABOUT EUT .....</b>	<b>7</b>
<b>3.2. INTERNAL IDENTIFICATION OF EUT USED DURING THE TEST.....</b>	<b>8</b>
<b>3.3. INTERNAL IDENTIFICATION OF AE USED DURING THE TEST .....</b>	<b>8</b>
<b>4. REFERENCE DOCUMENTS.....</b>	<b>9</b>
<b>4.1. DOCUMENTS SUPPLIED BY APPLICANT .....</b>	<b>9</b>
<b>4.2. REFERENCE DOCUMENTS FOR TESTING .....</b>	<b>9</b>
<b>5. LABORATORY ENVIRONMENT.....</b>	<b>10</b>
<b>6. SUMMARY OF TEST RESULT .....</b>	<b>11</b>
<b>7. TEST EQUIPMENT UTILIZED .....</b>	<b>12</b>
<b>ANNEX A: MEASUREMENT RESULTS .....</b>	<b>13</b>
<b>A.1 OUTPUT POWER.....</b>	<b>13</b>
<b>A.2 EMISSION LIMIT .....</b>	<b>58</b>
<b>A.3 FREQUENCY STABILITY .....</b>	<b>62</b>
<b>A.4 OCCUPIED BANDWIDTH.....</b>	<b>64</b>
<b>A.5 EMISSION BANDWIDTH.....</b>	<b>73</b>
<b>A.6 BAND EDGE COMPLIANCE .....</b>	<b>82</b>
<b>A.7 CONDUCTED SPURIOUS EMISSION .....</b>	<b>92</b>
<b>A.8 PEAK-TO-AVERAGE POWER RATIO .....</b>	<b>94</b>
<b>ANNEX B: ACCREDITATION CERTIFICATE .....</b>	<b>95</b>



## **1. Test Laboratory**

### **1.1. Introduction & Accreditation**

Telecommunication Technology Labs, CAICT is an ISO/IEC 17025:2005 accredited test laboratory under NATIONAL VOLUNTARY LABORATORY ACCREDITATION PROGRAM (NVLAP) with lab code 600118-0 and is also an FCC accredited test laboratory (CN5017), and ISED accredited test laboratory (CN0066). The detail accreditation scope can be found on NVLAP website.

### **1.2. Testing Location**

Location 1: CTTL (huayuan North Road)

Address: No. 52, Huayuan North Road, Haidian District, Beijing,  
P. R. China 100191

Location 2: CTTL (Shouxiang)

Address: No. 51 Shouxiang Science Building, Xueyuan Road,  
Haidian District, Beijing, P. R. China 100191

### 1.3. Testing Environment

Normal Temperature: 15-35°C  
Relative Humidity: 20-75%

### 1.4. Project Data

Testing Start Date: 2021-06-08  
Testing End Date: 2021-07-29

### 1.5. Signature



---

Dong Yuan  
(Prepared this test report)



---

Zhou Yu  
(Reviewed this test report)



---

Zhao Hui Lin  
Deputy Director of the laboratory  
(Approved this test report)



## **2. Client Information**

### **2.1. Applicant Information**

Company Name: TCL Communication Ltd.  
Address /Post: 5/F, Building 22E, 22 Science Park East Avenue, Hong Kong Science Park, Shatin, NT, Hong Kong  
Contact: Gong Zhizhou  
Email: zhizhou.gong@tcl.com  
Telephone: 0086-755-36611722  
Fax: NA

### **2.2. Manufacturer Information**

Company Name: TCL Communication Ltd.  
Address /Post: 5/F, Building 22E, 22 Science Park East Avenue, Hong Kong Science Park, Shatin, NT, Hong Kong  
Contact: Gong Zhizhou  
Email: zhizhou.gong@tcl.com  
Telephone: 0086-755-36611722  
Fax: NA

### 3. Equipment Under Test (EUT) and Ancillary Equipment (AE)

#### 3.1. About EUT

Description	GSM/UMTS/LTE/NR Mobile phone
Model Name	T767H
FCC ID	2ACCJH140
Antenna	Embedded
Output power	20.84 dBm maximum EIRP measured for NR n7
Extreme vol. Limits	3.5VDC to 4.4VDC (nominal: 3.8VDC)
Extreme temp. Tolerance	-10°C to +55°C
5G NR SA Band	FDD n1/ FDD n3/ FDD n5/ FDD n7/ FDD n8/ FDD n28/ TDD n40/ TDD n78
5G NR EN-DC Bands	<p>UL combinations:</p> <p>EN-DC_3A_n1A,EN-DC_7A_n1A,EN-DC_8A_n1A,EN-DC_20A_n1A ,EN-DC_28A_n1A,EN-DC_1A_n3A,EN-DC_3A_n3A,EN-DC_7A_n3 A,EN-DC_8A_n3A,EN-DC_20A_n3A,EN-DC_28A_n3A,EN-DC_1A_ n7A,EN-DC_3A_n7A,EN-DC_20A_n7A,EN-DC_28A_n7A,EN-DC_1 A_n8A,EN-DC_7A_n8A, EN-DC_1A_n28A,EN-DC_3A_n28A,EN-DC_7A_n28A,EN-DC_1A_n 40A,EN-DC_3A_n40A,EN-DC_7A_n40A,EN-DC_28A_n40A,EN-DC _1A_n78A,EN-DC_3A_n78A,EN-DC_7A_n78A,EN-DC_5A_n78A,E N-DC_8A_n78A,EN-DC_20A_n78A, EN-DC_28A_n78A</p> <p>DL combinations:</p> <p>EN-DC_3A_n1A,EN-DC_7A_n1A,EN-DC_8A_n1A,EN-DC_20A_n1A ,EN-DC_28A_n1A,EN-DC_3C_n1A,EN-DC_3A_3A_n1A,EN-DC_3A _7A_n1A,EN-DC_3A_20A_n1A,EN-DC_7A_28A_n1A,EN-DC_7C_n 1A,EN-DC_7A_7A_n1A,EN-DC_8A_3A_n1A,EN-DC_20A_3A_n1A, EN-DC_20A_7A_n1A,EN-DC_20A_32A_n1A,EN-DC_28A_3A_n1A, EN-DC_1A_n3A, EN-DC_3A_n3A,EN-DC_7A_n3A,EN-DC_8A_n3A,EN-DC_20A_n3A ,EN-DC_28A_n3A,EN-DC_1A_32A_n3A,EN-DC_1A_7A_n3A,EN-D C_8A_1A_n3A,EN-DC_20A_32A_n3A,EN-DC_20A_1A_n3A,EN-DC _20A_7A_n3A,EN-DC_28A_1A_n3A,EN-DC_28A_7A_n3A,EN-DC_ 1A_n7A,EN-DC_3A_n7A, EN-DC_20A_n7A,EN-DC_28A_n7A,EN-DC_1A_n8A,EN-DC_7A_n8 A,EN-DC_1A_n28A,EN-DC_3A_n28A,EN-DC_7A_n28A,EN-DC_1A _1A_n28A,EN-DC_1A_3A_n28A,EN-DC_1A_7A_n28A,EN-DC_1A_ 32A_n28A,EN-DC_3A_7A_n28A, EN-DC_3A_32A_n28A,EN-DC_7A_32A_n28A,EN-DC_1A_n78A_n2 8A,EN-DC_3A_n78A_n28A,EN-DC_7A_n78A_n28A,EN-DC_1A_n4 0A,EN-DC_3A_n40A,EN-DC_7A_n40A,EN-DC_28A_n40A,EN-DC_ 1A_28A_n40A,EN-DC_3A_28A_n40A,EN-DC_1A_7A_n40A,EN-DC</p>

\_3A\_7A\_n40A,EN-DC\_7A\_28A\_n40A,EN-DC\_1A\_n78A,EN-DC\_3A\_n78A,EN-DC\_5A\_n78A,EN-DC\_7A\_n78A,EN-DC\_8A\_n78A,EN-DC\_20A\_n78A,EN-DC\_28A\_n78A,EN-DC\_1A\_1A\_n78A,EN-DC\_1A\_3A\_n78A,EN-DC\_1A\_5A\_n78A,EN-DC\_1A\_7A\_n78A,EN-DC\_1A\_8A\_n78A,EN-DC\_1A\_20A\_n78A,EN-DC\_1A\_28A\_n78A,EN-DC\_1A\_32A\_n78A,EN-DC\_1A\_40A\_n78,EN-DC\_3A\_3A\_n78A,EN-DC\_3A\_5A\_n78A,EN-DC\_3A\_7A\_n78A,EN-DC\_3A\_8A\_n78A,EN-DC\_3A\_20A\_n78A,EN-DC\_3A\_28A\_n78A,EN-DC\_3A\_32A\_n78A,EN-DC\_3A\_38A\_n78A,EN-DC\_3A\_40A\_n78A,EN-DC\_3C\_n78A,EN-DC\_5A\_7A\_n78A,EN-DC\_7A\_7A\_n78A,EN-DC\_7A\_20A\_n78A,EN-DC\_7A\_28A\_n78A,EN-DC\_7C\_n78A,EN-DC\_20A\_32A\_n78A,EN-DC\_1A\_n3A\_n78A,EN-DC\_1A\_n5A\_n78A,EN-DC\_1A\_n7A\_n78A,EN-DC\_1A\_n40A\_n78A,EN-DC\_3A\_n1A\_n78A,EN-DC\_3A\_n5A\_n78A,EN-DC\_3A\_n7A\_n78A,EN-DC\_3A\_n5A\_n78A,EN-DC\_3A\_n40A\_n78A,EN-DC\_7A\_n5A\_n78A,EN-DC\_7A\_n5A\_n78A,EN-DC\_7A\_n1A\_n78A,EN-DC\_8A\_n1A\_n78A,EN-DC\_20A\_n1A\_n78A,EN-DC\_20A\_n3A\_n78A,EN-DC\_28A\_n1A\_n78A,EN-DC\_28A\_n7A\_n78A,EN-DC\_7A\_n40A\_n78A,EN-DC\_28A\_n40A\_n78A,

Note: Components list, please refer to documents of the manufacturer; it is also included in the original test record of CTTL.

### 3.2. Internal Identification of EUT used during the test

EUT ID*	IMEI	HW Version	SW Version	Date of receipt
UT52a	354382910001852/	PIO	2B56	2021-06-15
	354382910001860			
UT24a	354382910001613/	PIO	2B56	2021-06-08
	354382910001621			
UT77a	354382910001639/	PIO	2B56	2021-06-23
	354382910001647			

\*EUT ID: is used to identify the test sample in the lab internally.

### 3.3. Internal Identification of AE used during the test

AE ID*	Description
AE1	Battery
AE1	
Model	TLp043E7
Manufacturer	VEKEN
Capacitance	4360mAh

\*AE ID: is used to identify the test sample in the lab internally.



## **4. Reference Documents**

### **4.1. Documents supplied by applicant**

EUT parameters, referring to Annex A for detailed information, is supplied by the client or manufacturer, which is the basis of testing.

### **4.2. Reference Documents for testing**

The following documents listed in this section are referred for testing.

<b>Reference</b>	<b>Title</b>	<b>Version</b>
FCC Part 22	PUBLIC MOBILE SERVICES	10-1-20 Edition
FCC Part 27	MISCELLANEOUS WIRELESS COMMUNICATIONS SERVICES	10-1-20 Edition
ANSI/TIA-603-E	Land Mobile FM or PM Communications Equipment Measurement and Performance Standards	2016
ANSI C63.26	American National Standard for Compliance Testing of Transmitters Used in Licensed Radio Services	2015
KDB 971168 D01	MEASUREMENT GUIDANCE FOR CERTIFICATION OF LICENSED DIGITAL TRANSMITTERS	v03r01

## 5. Laboratory Environment

**Semi-anechoic chamber 2 / Fully-anechoic chamber 3** (10 meters×6.7 meters×6.15 meters) did not exceed following limits along the EMC testing:

Temperature	Min. = 15 °C, Max. = 30 °C
Relative humidity	Min. = 35 %, Max. = 60 %
Shielding effectiveness	> 100 dB
Electrical insulation	>2 MΩ
Ground system resistance	< 0.5 Ω
Normalised site attenuation (NSA)	<±3.5 dB, 3 m distance
Site voltage standing-wave ratio ( $S_{VSWR}$ )	Between 0 and 6 dB, from 1GHz to 18GHz
Uniformity of field strength	Between 0 and 6 dB, from 80 to 3000 MHz

## 6. Summary Of Test Result

n5

Items	Test Name	Clause in FCC rules	Verdict
1	Output Power	22.913	P
2	Emission Limit	2.1051/22.917	P
3	Frequency Stability	2.1055	P
4	Occupied Bandwidth	2.1049	P
5	Emission Bandwidth	22.917	P
6	Band Edge Compliance	22.917	P
7	Conducted Spurious Emission	22.917	P

n7

Items	Test Name	Clause in FCC rules	Verdict
1	Output Power	27.50	P
2	Emission Limit	2.1051/27.53	P
3	Frequency Stability	2.1055	P
4	Occupied Bandwidth	2.1049	P
5	Emission Bandwidth	27.53	P
6	Band Edge Compliance	27.53	P
7	Conducted Spurious Emission	27.53	P
8	Peak-to-Average Power Ratio	27.50	P

Terms used in Verdict column

P	Pass. The EUT complies with the essential requirements in the standard.
NP	Not Performed. The test was not performed by CTTL.
NA	Not Applicable. The test was not applicable.
BR	Re-use test data from basic model report.
F	Fail. The EUT does not comply with the essential requirements in the standard.

Explanation of worst-case configuration

NR modulation: DFT-s-OFDM pi/2 BPSK; QPSK; 16QAM; 64QAM; 256QAM

CP-OFDM QPSK; 16QAM; 64QAM; 256QAM

NR BW: 5/10/15/20MHz

The test results provided in this report represent the worst case configuration.

## 7. Test Equipment Utilized

Description	Type	Series Number	Manufacture	Cal Due Date	Calibration Interval
Radio Communication Test Station	MT8000A	6262093285	Anritsu	2022-01-04	1 year
Radio Communication Analyzer	MT8821C	6201763159	Anritsu	2021-08-12	1 year
Signal&Spectrum Analyzer	FSW	104038	R&S	2022-06-24	1 year
Climate chamber	SH-242	93008556	ESPEC	2023-12-23	3 years
Test Receiver	E4440A	MY48250642	Agilent	2022-03-04	1 year
Universal Radio Communication Tester	MT8821C	6262257899	Anritsu	2022-05-06	1 year
Universal Radio Communication Tester	MT8000A	6262261933	Anritsu	2022-05-06	1 year
EMI Antenna	VULB9163	9163-301	Schwarzbeck	2021-08-04	1 year
Signal Generator	N5183A	MY49060065	R&S	2021-07-29	1 year
EMI Antenna	3117	00058889	ETS-Lindgren	2021-09-22	1 year
EMI Antenna	3117	00119021	ETS-Lindgren	2022-01-14	1 year

## Annex A: Measurement Results

### A.1 Output Power

#### A.1.1 Summary

During the process of testing, the EUT was controlled via communication tester to ensure max power transmission and proper modulation.

In all cases, output power is within the specified limits.

#### A.1.2 Conducted

n5

BAND	BW(MHz)	SCS(kHz)	FREQ(MHz)	OFDM	MODULATION	RB LOCATION	POWER(dBm)
n5	5	15	826.5	DFT	pi/2 BPSK	Inner_Full	23.17
n5	5	15	826.5	DFT	pi/2 BPSK	Edge_1RB_Left	22.61
n5	5	15	826.5	DFT	pi/2 BPSK	Edge_1RB_Right	22.66
n5	5	15	826.5	DFT	pi/2 BPSK	Outer_Full	22.76
n5	5	15	826.5	DFT	QPSK	Inner_Full	23.24
n5	5	15	826.5	DFT	QPSK	Edge_1RB_Left	22.09
n5	5	15	826.5	DFT	QPSK	Edge_1RB_Right	22.17
n5	5	15	826.5	DFT	QPSK	Outer_Full	22.31
n5	5	15	826.5	DFT	16QAM	Inner_Full	22.38
n5	5	15	826.5	DFT	16QAM	Edge_1RB_Left	21.06
n5	5	15	826.5	DFT	16QAM	Edge_1RB_Right	21.24
n5	5	15	826.5	DFT	16QAM	Outer_Full	21.27
n5	5	15	826.5	DFT	64QAM	Inner_Full	20.79
n5	5	15	826.5	DFT	64QAM	Edge_1RB_Left	20.73
n5	5	15	826.5	DFT	64QAM	Edge_1RB_Right	20.88
n5	5	15	826.5	DFT	64QAM	Outer_Full	20.80
n5	5	15	826.5	DFT	256QAM	Inner_Full	18.89
n5	5	15	826.5	DFT	256QAM	Edge_1RB_Left	18.85
n5	5	15	826.5	DFT	256QAM	Edge_1RB_Right	18.89
n5	5	15	826.5	DFT	256QAM	Outer_Full	18.95
n5	5	15	826.5	CP	QPSK	Inner_Full	21.75
n5	5	15	826.5	CP	QPSK	Edge_1RB_Left	20.08
n5	5	15	826.5	CP	QPSK	Edge_1RB_Right	20.28
n5	5	15	826.5	CP	QPSK	Outer_Full	20.24
n5	5	15	826.5	CP	16QAM	Inner_Full	21.27
n5	5	15	826.5	CP	16QAM	Edge_1RB_Left	20.32
n5	5	15	826.5	CP	16QAM	Edge_1RB_Right	20.55
n5	5	15	826.5	CP	16QAM	Outer_Full	20.27
n5	5	15	826.5	CP	64QAM	Inner_Full	19.80

n5	5	15	826.5	CP	64QAM	Edge_1RB_Left	19.60
n5	5	15	826.5	CP	64QAM	Edge_1RB_Right	19.93
n5	5	15	826.5	CP	64QAM	Outer_Full	19.77
n5	5	15	826.5	CP	256QAM	Inner_Full	16.85
n5	5	15	826.5	CP	256QAM	Edge_1RB_Left	17.14
n5	5	15	826.5	CP	256QAM	Edge_1RB_Right	16.70
n5	5	15	826.5	CP	256QAM	Outer_Full	16.92
n5	5	15	836.5	DFT	pi/2 BPSK	Inner_Full	23.31
n5	5	15	836.5	DFT	pi/2 BPSK	Edge_1RB_Left	22.79
n5	5	15	836.5	DFT	pi/2 BPSK	Edge_1RB_Right	22.72
n5	5	15	836.5	DFT	pi/2 BPSK	Outer_Full	22.77
n5	5	15	836.5	DFT	QPSK	Inner_Full	23.42
n5	5	15	836.5	DFT	QPSK	Edge_1RB_Left	22.27
n5	5	15	836.5	DFT	QPSK	Edge_1RB_Right	22.32
n5	5	15	836.5	DFT	QPSK	Outer_Full	22.31
n5	5	15	836.5	DFT	16QAM	Inner_Full	22.29
n5	5	15	836.5	DFT	16QAM	Edge_1RB_Left	21.32
n5	5	15	836.5	DFT	16QAM	Edge_1RB_Right	21.43
n5	5	15	836.5	DFT	16QAM	Outer_Full	21.32
n5	5	15	836.5	DFT	64QAM	Inner_Full	20.90
n5	5	15	836.5	DFT	64QAM	Edge_1RB_Left	20.72
n5	5	15	836.5	DFT	64QAM	Edge_1RB_Right	20.74
n5	5	15	836.5	DFT	64QAM	Outer_Full	20.78
n5	5	15	836.5	DFT	256QAM	Inner_Full	18.85
n5	5	15	836.5	DFT	256QAM	Edge_1RB_Left	18.61
n5	5	15	836.5	DFT	256QAM	Edge_1RB_Right	18.55
n5	5	15	836.5	DFT	256QAM	Outer_Full	18.84
n5	5	15	836.5	CP	QPSK	Inner_Full	21.94
n5	5	15	836.5	CP	QPSK	Edge_1RB_Left	20.32
n5	5	15	836.5	CP	QPSK	Edge_1RB_Right	20.28
n5	5	15	836.5	CP	QPSK	Outer_Full	20.23
n5	5	15	836.5	CP	16QAM	Inner_Full	21.33
n5	5	15	836.5	CP	16QAM	Edge_1RB_Left	20.35
n5	5	15	836.5	CP	16QAM	Edge_1RB_Right	20.31
n5	5	15	836.5	CP	16QAM	Outer_Full	20.31
n5	5	15	836.5	CP	64QAM	Inner_Full	19.74
n5	5	15	836.5	CP	64QAM	Edge_1RB_Left	19.87
n5	5	15	836.5	CP	64QAM	Edge_1RB_Right	19.82
n5	5	15	836.5	CP	64QAM	Outer_Full	19.77
n5	5	15	836.5	CP	256QAM	Inner_Full	17.02
n5	5	15	836.5	CP	256QAM	Edge_1RB_Left	16.80

n5	5	15	836.5	CP	256QAM	Edge_1RB_Right	16.75
n5	5	15	836.5	CP	256QAM	Outer_Full	16.98
n5	5	15	846.5	DFT	pi/2 BPSK	Inner_Full	23.26
n5	5	15	846.5	DFT	pi/2 BPSK	Edge_1RB_Left	22.72
n5	5	15	846.5	DFT	pi/2 BPSK	Edge_1RB_Right	22.75
n5	5	15	846.5	DFT	pi/2 BPSK	Outer_Full	22.74
n5	5	15	846.5	DFT	QPSK	Inner_Full	23.39
n5	5	15	846.5	DFT	QPSK	Edge_1RB_Left	22.34
n5	5	15	846.5	DFT	QPSK	Edge_1RB_Right	22.41
n5	5	15	846.5	DFT	QPSK	Outer_Full	22.34
n5	5	15	846.5	DFT	16QAM	Inner_Full	22.30
n5	5	15	846.5	DFT	16QAM	Edge_1RB_Left	21.34
n5	5	15	846.5	DFT	16QAM	Edge_1RB_Right	21.33
n5	5	15	846.5	DFT	16QAM	Outer_Full	21.36
n5	5	15	846.5	DFT	64QAM	Inner_Full	20.89
n5	5	15	846.5	DFT	64QAM	Edge_1RB_Left	20.78
n5	5	15	846.5	DFT	64QAM	Edge_1RB_Right	20.72
n5	5	15	846.5	DFT	64QAM	Outer_Full	20.81
n5	5	15	846.5	DFT	256QAM	Inner_Full	18.79
n5	5	15	846.5	DFT	256QAM	Edge_1RB_Left	18.49
n5	5	15	846.5	DFT	256QAM	Edge_1RB_Right	18.53
n5	5	15	846.5	DFT	256QAM	Outer_Full	18.90
n5	5	15	846.5	CP	QPSK	Inner_Full	21.81
n5	5	15	846.5	CP	QPSK	Edge_1RB_Left	20.38
n5	5	15	846.5	CP	QPSK	Edge_1RB_Right	20.22
n5	5	15	846.5	CP	QPSK	Outer_Full	20.29
n5	5	15	846.5	CP	16QAM	Inner_Full	21.35
n5	5	15	846.5	CP	16QAM	Edge_1RB_Left	20.38
n5	5	15	846.5	CP	16QAM	Edge_1RB_Right	20.35
n5	5	15	846.5	CP	16QAM	Outer_Full	20.27
n5	5	15	846.5	CP	64QAM	Inner_Full	19.71
n5	5	15	846.5	CP	64QAM	Edge_1RB_Left	19.83
n5	5	15	846.5	CP	64QAM	Edge_1RB_Right	19.88
n5	5	15	846.5	CP	64QAM	Outer_Full	19.81
n5	5	15	846.5	CP	256QAM	Inner_Full	17.05
n5	5	15	846.5	CP	256QAM	Edge_1RB_Left	16.80
n5	5	15	846.5	CP	256QAM	Edge_1RB_Right	16.75
n5	5	15	846.5	CP	256QAM	Outer_Full	16.97
n5	10	15	829	DFT	pi/2 BPSK	Inner_Full	23.10
n5	10	15	829	DFT	pi/2 BPSK	Edge_1RB_Left	22.48
n5	10	15	829	DFT	pi/2 BPSK	Edge_1RB_Right	22.57

n5	10	15	829	DFT	pi/2 BPSK	Outer_Full	22.65
n5	10	15	829	DFT	QPSK	Inner_Full	23.16
n5	10	15	829	DFT	QPSK	Edge_1RB_Left	22.03
n5	10	15	829	DFT	QPSK	Edge_1RB_Right	22.09
n5	10	15	829	DFT	QPSK	Outer_Full	22.19
n5	10	15	829	DFT	16QAM	Inner_Full	22.17
n5	10	15	829	DFT	16QAM	Edge_1RB_Left	21.14
n5	10	15	829	DFT	16QAM	Edge_1RB_Right	21.16
n5	10	15	829	DFT	16QAM	Outer_Full	21.14
n5	10	15	829	DFT	64QAM	Inner_Full	20.59
n5	10	15	829	DFT	64QAM	Edge_1RB_Left	20.36
n5	10	15	829	DFT	64QAM	Edge_1RB_Right	20.48
n5	10	15	829	DFT	64QAM	Outer_Full	20.69
n5	10	15	829	DFT	256QAM	Inner_Full	18.82
n5	10	15	829	DFT	256QAM	Edge_1RB_Left	18.40
n5	10	15	829	DFT	256QAM	Edge_1RB_Right	18.34
n5	10	15	829	DFT	256QAM	Outer_Full	18.83
n5	10	15	829	CP	QPSK	Inner_Full	21.61
n5	10	15	829	CP	QPSK	Edge_1RB_Left	20.03
n5	10	15	829	CP	QPSK	Edge_1RB_Right	20.09
n5	10	15	829	CP	QPSK	Outer_Full	20.18
n5	10	15	829	CP	16QAM	Inner_Full	21.18
n5	10	15	829	CP	16QAM	Edge_1RB_Left	20.02
n5	10	15	829	CP	16QAM	Edge_1RB_Right	20.28
n5	10	15	829	CP	16QAM	Outer_Full	20.21
n5	10	15	829	CP	64QAM	Inner_Full	19.68
n5	10	15	829	CP	64QAM	Edge_1RB_Left	19.54
n5	10	15	829	CP	64QAM	Edge_1RB_Right	19.76
n5	10	15	829	CP	64QAM	Outer_Full	19.67
n5	10	15	829	CP	256QAM	Inner_Full	16.73
n5	10	15	829	CP	256QAM	Edge_1RB_Left	16.48
n5	10	15	829	CP	256QAM	Edge_1RB_Right	16.63
n5	10	15	829	CP	256QAM	Outer_Full	16.75
n5	10	15	836.5	DFT	pi/2 BPSK	Inner_Full	23.19
n5	10	15	836.5	DFT	pi/2 BPSK	Edge_1RB_Left	22.68
n5	10	15	836.5	DFT	pi/2 BPSK	Edge_1RB_Right	22.62
n5	10	15	836.5	DFT	pi/2 BPSK	Outer_Full	22.57
n5	10	15	836.5	DFT	QPSK	Inner_Full	23.18
n5	10	15	836.5	DFT	QPSK	Edge_1RB_Left	22.10
n5	10	15	836.5	DFT	QPSK	Edge_1RB_Right	22.06
n5	10	15	836.5	DFT	QPSK	Outer_Full	22.09



n5	10	15	836.5	DFT	16QAM	Inner_Full	22.25
n5	10	15	836.5	DFT	16QAM	Edge_1RB_Left	21.31
n5	10	15	836.5	DFT	16QAM	Edge_1RB_Right	21.22
n5	10	15	836.5	DFT	16QAM	Outer_Full	21.09
n5	10	15	836.5	DFT	64QAM	Inner_Full	20.61
n5	10	15	836.5	DFT	64QAM	Edge_1RB_Left	20.60
n5	10	15	836.5	DFT	64QAM	Edge_1RB_Right	20.55
n5	10	15	836.5	DFT	64QAM	Outer_Full	20.56
n5	10	15	836.5	DFT	256QAM	Inner_Full	18.71
n5	10	15	836.5	DFT	256QAM	Edge_1RB_Left	18.47
n5	10	15	836.5	DFT	256QAM	Edge_1RB_Right	18.35
n5	10	15	836.5	DFT	256QAM	Outer_Full	18.44
n5	10	15	836.5	CP	QPSK	Inner_Full	21.61
n5	10	15	836.5	CP	QPSK	Edge_1RB_Left	20.21
n5	10	15	836.5	CP	QPSK	Edge_1RB_Right	20.18
n5	10	15	836.5	CP	QPSK	Outer_Full	20.07
n5	10	15	836.5	CP	16QAM	Inner_Full	21.21
n5	10	15	836.5	CP	16QAM	Edge_1RB_Left	20.12
n5	10	15	836.5	CP	16QAM	Edge_1RB_Right	20.20
n5	10	15	836.5	CP	16QAM	Outer_Full	20.11
n5	10	15	836.5	CP	64QAM	Inner_Full	19.69
n5	10	15	836.5	CP	64QAM	Edge_1RB_Left	19.80
n5	10	15	836.5	CP	64QAM	Edge_1RB_Right	19.68
n5	10	15	836.5	CP	64QAM	Outer_Full	19.51
n5	10	15	836.5	CP	256QAM	Inner_Full	16.79
n5	10	15	836.5	CP	256QAM	Edge_1RB_Left	16.66
n5	10	15	836.5	CP	256QAM	Edge_1RB_Right	17.04
n5	10	15	836.5	CP	256QAM	Outer_Full	16.68
n5	10	15	844	DFT	pi/2 BPSK	Inner_Full	23.07
n5	10	15	844	DFT	pi/2 BPSK	Edge_1RB_Left	22.48
n5	10	15	844	DFT	pi/2 BPSK	Edge_1RB_Right	22.55
n5	10	15	844	DFT	pi/2 BPSK	Outer_Full	22.68
n5	10	15	844	DFT	QPSK	Inner_Full	23.11
n5	10	15	844	DFT	QPSK	Edge_1RB_Left	22.11
n5	10	15	844	DFT	QPSK	Edge_1RB_Right	22.11
n5	10	15	844	DFT	QPSK	Outer_Full	22.22
n5	10	15	844	DFT	16QAM	Inner_Full	22.13
n5	10	15	844	DFT	16QAM	Edge_1RB_Left	21.07
n5	10	15	844	DFT	16QAM	Edge_1RB_Right	21.07
n5	10	15	844	DFT	16QAM	Outer_Full	21.23
n5	10	15	844	DFT	64QAM	Inner_Full	20.64

n5	10	15	844	DFT	64QAM	Edge_1RB_Left	20.42
n5	10	15	844	DFT	64QAM	Edge_1RB_Right	20.48
n5	10	15	844	DFT	64QAM	Outer_Full	20.71
n5	10	15	844	DFT	256QAM	Inner_Full	18.52
n5	10	15	844	DFT	256QAM	Edge_1RB_Left	18.26
n5	10	15	844	DFT	256QAM	Edge_1RB_Right	18.31
n5	10	15	844	DFT	256QAM	Outer_Full	18.79
n5	10	15	844	CP	QPSK	Inner_Full	21.61
n5	10	15	844	CP	QPSK	Edge_1RB_Left	19.94
n5	10	15	844	CP	QPSK	Edge_1RB_Right	20.18
n5	10	15	844	CP	QPSK	Outer_Full	20.18
n5	10	15	844	CP	16QAM	Inner_Full	21.18
n5	10	15	844	CP	16QAM	Edge_1RB_Left	20.01
n5	10	15	844	CP	16QAM	Edge_1RB_Right	20.13
n5	10	15	844	CP	16QAM	Outer_Full	20.22
n5	10	15	844	CP	64QAM	Inner_Full	19.66
n5	10	15	844	CP	64QAM	Edge_1RB_Left	19.56
n5	10	15	844	CP	64QAM	Edge_1RB_Right	19.67
n5	10	15	844	CP	64QAM	Outer_Full	19.69
n5	10	15	844	CP	256QAM	Inner_Full	16.77
n5	10	15	844	CP	256QAM	Edge_1RB_Left	16.45
n5	10	15	844	CP	256QAM	Edge_1RB_Right	16.63
n5	10	15	844	CP	256QAM	Outer_Full	16.75
n5	15	15	831.5	DFT	pi/2 BPSK	Inner_Full	23.29
n5	15	15	831.5	DFT	pi/2 BPSK	Edge_1RB_Left	22.52
n5	15	15	831.5	DFT	pi/2 BPSK	Edge_1RB_Right	22.60
n5	15	15	831.5	DFT	pi/2 BPSK	Outer_Full	22.70
n5	15	15	831.5	DFT	QPSK	Inner_Full	23.32
n5	15	15	831.5	DFT	QPSK	Edge_1RB_Left	22.21
n5	15	15	831.5	DFT	QPSK	Edge_1RB_Right	22.26
n5	15	15	831.5	DFT	QPSK	Outer_Full	22.25
n5	15	15	831.5	DFT	16QAM	Inner_Full	22.29
n5	15	15	831.5	DFT	16QAM	Edge_1RB_Left	21.16
n5	15	15	831.5	DFT	16QAM	Edge_1RB_Right	21.22
n5	15	15	831.5	DFT	16QAM	Outer_Full	21.28
n5	15	15	831.5	DFT	64QAM	Inner_Full	20.73
n5	15	15	831.5	DFT	64QAM	Edge_1RB_Left	20.53
n5	15	15	831.5	DFT	64QAM	Edge_1RB_Right	20.58
n5	15	15	831.5	DFT	64QAM	Outer_Full	20.68
n5	15	15	831.5	DFT	256QAM	Inner_Full	18.73
n5	15	15	831.5	DFT	256QAM	Edge_1RB_Left	18.51

n5	15	15	831.5	DFT	256QAM	Edge_1RB_Right	18.43
n5	15	15	831.5	DFT	256QAM	Outer_Full	18.71
n5	15	15	831.5	CP	QPSK	Inner_Full	21.73
n5	15	15	831.5	CP	QPSK	Edge_1RB_Left	20.04
n5	15	15	831.5	CP	QPSK	Edge_1RB_Right	20.18
n5	15	15	831.5	CP	QPSK	Outer_Full	20.20
n5	15	15	831.5	CP	16QAM	Inner_Full	21.30
n5	15	15	831.5	CP	16QAM	Edge_1RB_Left	20.12
n5	15	15	831.5	CP	16QAM	Edge_1RB_Right	20.18
n5	15	15	831.5	CP	16QAM	Outer_Full	20.24
n5	15	15	831.5	CP	64QAM	Inner_Full	19.71
n5	15	15	831.5	CP	64QAM	Edge_1RB_Left	19.63
n5	15	15	831.5	CP	64QAM	Edge_1RB_Right	19.71
n5	15	15	831.5	CP	64QAM	Outer_Full	19.75
n5	15	15	831.5	CP	256QAM	Inner_Full	16.86
n5	15	15	831.5	CP	256QAM	Edge_1RB_Left	16.58
n5	15	15	831.5	CP	256QAM	Edge_1RB_Right	16.62
n5	15	15	831.5	CP	256QAM	Outer_Full	16.89
n5	15	15	836.5	DFT	pi/2 BPSK	Inner_Full	23.34
n5	15	15	836.5	DFT	pi/2 BPSK	Edge_1RB_Left	22.67
n5	15	15	836.5	DFT	pi/2 BPSK	Edge_1RB_Right	22.71
n5	15	15	836.5	DFT	pi/2 BPSK	Outer_Full	22.75
n5	15	15	836.5	DFT	QPSK	Inner_Full	23.34
n5	15	15	836.5	DFT	QPSK	Edge_1RB_Left	22.18
n5	15	15	836.5	DFT	QPSK	Edge_1RB_Right	22.24
n5	15	15	836.5	DFT	QPSK	Outer_Full	22.23
n5	15	15	836.5	DFT	16QAM	Inner_Full	22.36
n5	15	15	836.5	DFT	16QAM	Edge_1RB_Left	21.28
n5	15	15	836.5	DFT	16QAM	Edge_1RB_Right	21.33
n5	15	15	836.5	DFT	16QAM	Outer_Full	21.24
n5	15	15	836.5	DFT	64QAM	Inner_Full	20.82
n5	15	15	836.5	DFT	64QAM	Edge_1RB_Left	20.65
n5	15	15	836.5	DFT	64QAM	Edge_1RB_Right	20.65
n5	15	15	836.5	DFT	64QAM	Outer_Full	20.71
n5	15	15	836.5	DFT	256QAM	Inner_Full	18.78
n5	15	15	836.5	DFT	256QAM	Edge_1RB_Left	18.46
n5	15	15	836.5	DFT	256QAM	Edge_1RB_Right	18.52
n5	15	15	836.5	DFT	256QAM	Outer_Full	18.71
n5	15	15	836.5	CP	QPSK	Inner_Full	21.81
n5	15	15	836.5	CP	QPSK	Edge_1RB_Left	20.28
n5	15	15	836.5	CP	QPSK	Edge_1RB_Right	20.19

n5	15	15	836.5	CP	QPSK	Outer_Full	20.22
n5	15	15	836.5	CP	16QAM	Inner_Full	21.29
n5	15	15	836.5	CP	16QAM	Edge_1RB_Left	20.36
n5	15	15	836.5	CP	16QAM	Edge_1RB_Right	20.29
n5	15	15	836.5	CP	16QAM	Outer_Full	20.21
n5	15	15	836.5	CP	64QAM	Inner_Full	19.78
n5	15	15	836.5	CP	64QAM	Edge_1RB_Left	19.78
n5	15	15	836.5	CP	64QAM	Edge_1RB_Right	19.80
n5	15	15	836.5	CP	64QAM	Outer_Full	19.71
n5	15	15	836.5	CP	256QAM	Inner_Full	16.86
n5	15	15	836.5	CP	256QAM	Edge_1RB_Left	17.15
n5	15	15	836.5	CP	256QAM	Edge_1RB_Right	16.77
n5	15	15	836.5	CP	256QAM	Outer_Full	16.76
n5	15	15	841.5	DFT	pi/2 BPSK	Inner_Full	23.34
n5	15	15	841.5	DFT	pi/2 BPSK	Edge_1RB_Left	22.69
n5	15	15	841.5	DFT	pi/2 BPSK	Edge_1RB_Right	22.69
n5	15	15	841.5	DFT	pi/2 BPSK	Outer_Full	22.91
n5	15	15	841.5	DFT	QPSK	Inner_Full	23.30
n5	15	15	841.5	DFT	QPSK	Edge_1RB_Left	22.19
n5	15	15	841.5	DFT	QPSK	Edge_1RB_Right	22.31
n5	15	15	841.5	DFT	QPSK	Outer_Full	22.42
n5	15	15	841.5	DFT	16QAM	Inner_Full	22.37
n5	15	15	841.5	DFT	16QAM	Edge_1RB_Left	21.29
n5	15	15	841.5	DFT	16QAM	Edge_1RB_Right	21.27
n5	15	15	841.5	DFT	16QAM	Outer_Full	21.37
n5	15	15	841.5	DFT	64QAM	Inner_Full	20.88
n5	15	15	841.5	DFT	64QAM	Edge_1RB_Left	20.61
n5	15	15	841.5	DFT	64QAM	Edge_1RB_Right	20.64
n5	15	15	841.5	DFT	64QAM	Outer_Full	20.93
n5	15	15	841.5	DFT	256QAM	Inner_Full	18.78
n5	15	15	841.5	DFT	256QAM	Edge_1RB_Left	18.44
n5	15	15	841.5	DFT	256QAM	Edge_1RB_Right	18.46
n5	15	15	841.5	DFT	256QAM	Outer_Full	18.86
n5	15	15	841.5	CP	QPSK	Inner_Full	21.77
n5	15	15	841.5	CP	QPSK	Edge_1RB_Left	20.14
n5	15	15	841.5	CP	QPSK	Edge_1RB_Right	20.15
n5	15	15	841.5	CP	QPSK	Outer_Full	20.34
n5	15	15	841.5	CP	16QAM	Inner_Full	21.33
n5	15	15	841.5	CP	16QAM	Edge_1RB_Left	20.31
n5	15	15	841.5	CP	16QAM	Edge_1RB_Right	20.19
n5	15	15	841.5	CP	16QAM	Outer_Full	20.38

n5	15	15	841.5	CP	64QAM	Inner_Full	19.81
n5	15	15	841.5	CP	64QAM	Edge_1RB_Left	19.76
n5	15	15	841.5	CP	64QAM	Edge_1RB_Right	19.70
n5	15	15	841.5	CP	64QAM	Outer_Full	19.90
n5	15	15	841.5	CP	256QAM	Inner_Full	16.92
n5	15	15	841.5	CP	256QAM	Edge_1RB_Left	16.65
n5	15	15	841.5	CP	256QAM	Edge_1RB_Right	17.06
n5	15	15	841.5	CP	256QAM	Outer_Full	16.98
n5	20	15	834	DFT	pi/2 BPSK	Inner_Full	23.17
n5	20	15	834	DFT	pi/2 BPSK	Edge_1RB_Left	22.49
n5	20	15	834	DFT	pi/2 BPSK	Edge_1RB_Right	22.58
n5	20	15	834	DFT	pi/2 BPSK	Outer_Full	22.58
n5	20	15	834	DFT	QPSK	Inner_Full	23.26
n5	20	15	834	DFT	QPSK	Edge_1RB_Left	22.06
n5	20	15	834	DFT	QPSK	Edge_1RB_Right	22.22
n5	20	15	834	DFT	QPSK	Outer_Full	22.06
n5	20	15	834	DFT	16QAM	Inner_Full	22.26
n5	20	15	834	DFT	16QAM	Edge_1RB_Left	21.07
n5	20	15	834	DFT	16QAM	Edge_1RB_Right	21.21
n5	20	15	834	DFT	16QAM	Outer_Full	21.15
n5	20	15	834	DFT	64QAM	Inner_Full	20.77
n5	20	15	834	DFT	64QAM	Edge_1RB_Left	20.41
n5	20	15	834	DFT	64QAM	Edge_1RB_Right	20.63
n5	20	15	834	DFT	64QAM	Outer_Full	20.60
n5	20	15	834	DFT	256QAM	Inner_Full	18.69
n5	20	15	834	DFT	256QAM	Edge_1RB_Left	18.46
n5	20	15	834	DFT	256QAM	Edge_1RB_Right	18.42
n5	20	15	834	DFT	256QAM	Outer_Full	18.46
n5	20	15	834	CP	QPSK	Inner_Full	21.72
n5	20	15	834	CP	QPSK	Edge_1RB_Left	20.02
n5	20	15	834	CP	QPSK	Edge_1RB_Right	20.15
n5	20	15	834	CP	QPSK	Outer_Full	20.05
n5	20	15	834	CP	16QAM	Inner_Full	21.26
n5	20	15	834	CP	16QAM	Edge_1RB_Left	20.06
n5	20	15	834	CP	16QAM	Edge_1RB_Right	20.24
n5	20	15	834	CP	16QAM	Outer_Full	20.02
n5	20	15	834	CP	64QAM	Inner_Full	19.76
n5	20	15	834	CP	64QAM	Edge_1RB_Left	19.58
n5	20	15	834	CP	64QAM	Edge_1RB_Right	19.70
n5	20	15	834	CP	64QAM	Outer_Full	19.54
n5	20	15	834	CP	256QAM	Inner_Full	16.80

n5	20	15	834	CP	256QAM	Edge_1RB_Left	16.53
n5	20	15	834	CP	256QAM	Edge_1RB_Right	17.00
n5	20	15	834	CP	256QAM	Outer_Full	16.61
n5	20	15	836.5	DFT	pi/2 BPSK	Inner_Full	23.30
n5	20	15	836.5	DFT	pi/2 BPSK	Edge_1RB_Left	22.68
n5	20	15	836.5	DFT	pi/2 BPSK	Edge_1RB_Right	22.68
n5	20	15	836.5	DFT	pi/2 BPSK	Outer_Full	22.64
n5	20	15	836.5	DFT	QPSK	Inner_Full	23.34
n5	20	15	836.5	DFT	QPSK	Edge_1RB_Left	22.16
n5	20	15	836.5	DFT	QPSK	Edge_1RB_Right	22.19
n5	20	15	836.5	DFT	QPSK	Outer_Full	22.19
n5	20	15	836.5	DFT	16QAM	Inner_Full	22.39
n5	20	15	836.5	DFT	16QAM	Edge_1RB_Left	21.25
n5	20	15	836.5	DFT	16QAM	Edge_1RB_Right	21.31
n5	20	15	836.5	DFT	16QAM	Outer_Full	21.20
n5	20	15	836.5	DFT	64QAM	Inner_Full	20.90
n5	20	15	836.5	DFT	64QAM	Edge_1RB_Left	20.52
n5	20	15	836.5	DFT	64QAM	Edge_1RB_Right	20.67
n5	20	15	836.5	DFT	64QAM	Outer_Full	20.74
n5	20	15	836.5	DFT	256QAM	Inner_Full	18.83
n5	20	15	836.5	DFT	256QAM	Edge_1RB_Left	18.42
n5	20	15	836.5	DFT	256QAM	Edge_1RB_Right	18.42
n5	20	15	836.5	DFT	256QAM	Outer_Full	18.59
n5	20	15	836.5	CP	QPSK	Inner_Full	21.82
n5	20	15	836.5	CP	QPSK	Edge_1RB_Left	20.11
n5	20	15	836.5	CP	QPSK	Edge_1RB_Right	20.20
n5	20	15	836.5	CP	QPSK	Outer_Full	20.12
n5	20	15	836.5	CP	16QAM	Inner_Full	21.29
n5	20	15	836.5	CP	16QAM	Edge_1RB_Left	20.24
n5	20	15	836.5	CP	16QAM	Edge_1RB_Right	20.20
n5	20	15	836.5	CP	16QAM	Outer_Full	20.11
n5	20	15	836.5	CP	64QAM	Inner_Full	19.81
n5	20	15	836.5	CP	64QAM	Edge_1RB_Left	19.64
n5	20	15	836.5	CP	64QAM	Edge_1RB_Right	19.74
n5	20	15	836.5	CP	64QAM	Outer_Full	19.61
n5	20	15	836.5	CP	256QAM	Inner_Full	16.96
n5	20	15	836.5	CP	256QAM	Edge_1RB_Left	16.66
n5	20	15	836.5	CP	256QAM	Edge_1RB_Right	16.67
n5	20	15	836.5	CP	256QAM	Outer_Full	16.66
n5	20	15	839	DFT	pi/2 BPSK	Inner_Full	23.33
n5	20	15	839	DFT	pi/2 BPSK	Edge_1RB_Left	22.59

n5	20	15	839	DFT	pi/2 BPSK	Edge_1RB_Right	22.66
n5	20	15	839	DFT	pi/2 BPSK	Outer_Full	22.80
n5	20	15	839	DFT	QPSK	Inner_Full	23.31
n5	20	15	839	DFT	QPSK	Edge_1RB_Left	22.20
n5	20	15	839	DFT	QPSK	Edge_1RB_Right	22.28
n5	20	15	839	DFT	QPSK	Outer_Full	22.32
n5	20	15	839	DFT	16QAM	Inner_Full	22.35
n5	20	15	839	DFT	16QAM	Edge_1RB_Left	21.26
n5	20	15	839	DFT	16QAM	Edge_1RB_Right	21.24
n5	20	15	839	DFT	16QAM	Outer_Full	21.29
n5	20	15	839	DFT	64QAM	Inner_Full	20.82
n5	20	15	839	DFT	64QAM	Edge_1RB_Left	20.61
n5	20	15	839	DFT	64QAM	Edge_1RB_Right	20.57
n5	20	15	839	DFT	64QAM	Outer_Full	20.79
n5	20	15	839	DFT	256QAM	Inner_Full	18.81
n5	20	15	839	DFT	256QAM	Edge_1RB_Left	18.44
n5	20	15	839	DFT	256QAM	Edge_1RB_Right	18.39
n5	20	15	839	DFT	256QAM	Outer_Full	18.76
n5	20	15	839	CP	QPSK	Inner_Full	21.83
n5	20	15	839	CP	QPSK	Edge_1RB_Left	20.26
n5	20	15	839	CP	QPSK	Edge_1RB_Right	20.05
n5	20	15	839	CP	QPSK	Outer_Full	20.26
n5	20	15	839	CP	16QAM	Inner_Full	21.32
n5	20	15	839	CP	16QAM	Edge_1RB_Left	20.26
n5	20	15	839	CP	16QAM	Edge_1RB_Right	20.16
n5	20	15	839	CP	16QAM	Outer_Full	20.30
n5	20	15	839	CP	64QAM	Inner_Full	19.81
n5	20	15	839	CP	64QAM	Edge_1RB_Left	19.67
n5	20	15	839	CP	64QAM	Edge_1RB_Right	19.69
n5	20	15	839	CP	64QAM	Outer_Full	19.74
n5	20	15	839	CP	256QAM	Inner_Full	16.91
n5	20	15	839	CP	256QAM	Edge_1RB_Left	16.64
n5	20	15	839	CP	256QAM	Edge_1RB_Right	16.64
n5	20	15	839	CP	256QAM	Outer_Full	16.82

**n7**

BAND	BW(MHz)	SCS(kHz)	FREQ(MHz)	OFDM	MODULATION	RB LOCATION	POWER(dBm)
n7	5	15	2502.5	DFT	pi/2 BPSK	Inner_Full	21.82
n7	5	15	2502.5	DFT	pi/2 BPSK	Edge_1RB_Left	21.23
n7	5	15	2502.5	DFT	pi/2 BPSK	Edge_1RB_Right	21.33
n7	5	15	2502.5	DFT	pi/2 BPSK	Outer_Full	21.31
n7	5	15	2502.5	DFT	QPSK	Inner_Full	21.86
n7	5	15	2502.5	DFT	QPSK	Edge_1RB_Left	20.72
n7	5	15	2502.5	DFT	QPSK	Edge_1RB_Right	20.88
n7	5	15	2502.5	DFT	QPSK	Outer_Full	20.84
n7	5	15	2502.5	DFT	16QAM	Inner_Full	20.93
n7	5	15	2502.5	DFT	16QAM	Edge_1RB_Left	19.76
n7	5	15	2502.5	DFT	16QAM	Edge_1RB_Right	19.96
n7	5	15	2502.5	DFT	16QAM	Outer_Full	19.90
n7	5	15	2502.5	DFT	64QAM	Inner_Full	19.33
n7	5	15	2502.5	DFT	64QAM	Edge_1RB_Left	19.00
n7	5	15	2502.5	DFT	64QAM	Edge_1RB_Right	19.16
n7	5	15	2502.5	DFT	64QAM	Outer_Full	19.36
n7	5	15	2502.5	DFT	256QAM	Inner_Full	17.44
n7	5	15	2502.5	DFT	256QAM	Edge_1RB_Left	17.67
n7	5	15	2502.5	DFT	256QAM	Edge_1RB_Right	17.91
n7	5	15	2502.5	DFT	256QAM	Outer_Full	17.45
n7	5	15	2502.5	CP	QPSK	Inner_Full	20.39
n7	5	15	2502.5	CP	QPSK	Edge_1RB_Left	18.71
n7	5	15	2502.5	CP	QPSK	Edge_1RB_Right	18.86
n7	5	15	2502.5	CP	QPSK	Outer_Full	18.90
n7	5	15	2502.5	CP	16QAM	Inner_Full	19.89
n7	5	15	2502.5	CP	16QAM	Edge_1RB_Left	18.96
n7	5	15	2502.5	CP	16QAM	Edge_1RB_Right	19.07
n7	5	15	2502.5	CP	16QAM	Outer_Full	18.96
n7	5	15	2502.5	CP	64QAM	Inner_Full	18.38
n7	5	15	2502.5	CP	64QAM	Edge_1RB_Left	17.99
n7	5	15	2502.5	CP	64QAM	Edge_1RB_Right	18.15
n7	5	15	2502.5	CP	64QAM	Outer_Full	18.40
n7	5	15	2502.5	CP	256QAM	Inner_Full	15.40
n7	5	15	2502.5	CP	256QAM	Edge_1RB_Left	15.53
n7	5	15	2502.5	CP	256QAM	Edge_1RB_Right	15.75
n7	5	15	2502.5	CP	256QAM	Outer_Full	15.40
n7	5	15	2535	DFT	pi/2 BPSK	Inner_Full	22.35
n7	5	15	2535	DFT	pi/2 BPSK	Edge_1RB_Left	21.87
n7	5	15	2535	DFT	pi/2 BPSK	Edge_1RB_Right	21.75



n7	5	15	2535	DFT	pi/2 BPSK	Outer_Full	21.84
n7	5	15	2535	DFT	QPSK	Inner_Full	22.34
n7	5	15	2535	DFT	QPSK	Edge_1RB_Left	21.43
n7	5	15	2535	DFT	QPSK	Edge_1RB_Right	21.35
n7	5	15	2535	DFT	QPSK	Outer_Full	21.37
n7	5	15	2535	DFT	16QAM	Inner_Full	21.40
n7	5	15	2535	DFT	16QAM	Edge_1RB_Left	20.40
n7	5	15	2535	DFT	16QAM	Edge_1RB_Right	20.40
n7	5	15	2535	DFT	16QAM	Outer_Full	20.37
n7	5	15	2535	DFT	64QAM	Inner_Full	19.90
n7	5	15	2535	DFT	64QAM	Edge_1RB_Left	19.69
n7	5	15	2535	DFT	64QAM	Edge_1RB_Right	19.97
n7	5	15	2535	DFT	64QAM	Outer_Full	20.01
n7	5	15	2535	DFT	256QAM	Inner_Full	17.94
n7	5	15	2535	DFT	256QAM	Edge_1RB_Left	18.37
n7	5	15	2535	DFT	256QAM	Edge_1RB_Right	18.32
n7	5	15	2535	DFT	256QAM	Outer_Full	17.92
n7	5	15	2535	CP	QPSK	Inner_Full	20.81
n7	5	15	2535	CP	QPSK	Edge_1RB_Left	19.30
n7	5	15	2535	CP	QPSK	Edge_1RB_Right	19.24
n7	5	15	2535	CP	QPSK	Outer_Full	19.38
n7	5	15	2535	CP	16QAM	Inner_Full	20.39
n7	5	15	2535	CP	16QAM	Edge_1RB_Left	19.46
n7	5	15	2535	CP	16QAM	Edge_1RB_Right	19.45
n7	5	15	2535	CP	16QAM	Outer_Full	19.45
n7	5	15	2535	CP	64QAM	Inner_Full	18.84
n7	5	15	2535	CP	64QAM	Edge_1RB_Left	18.64
n7	5	15	2535	CP	64QAM	Edge_1RB_Right	18.58
n7	5	15	2535	CP	64QAM	Outer_Full	18.94
n7	5	15	2535	CP	256QAM	Inner_Full	15.90
n7	5	15	2535	CP	256QAM	Edge_1RB_Left	16.22
n7	5	15	2535	CP	256QAM	Edge_1RB_Right	16.11
n7	5	15	2535	CP	256QAM	Outer_Full	15.86
n7	5	15	2567.5	DFT	pi/2 BPSK	Inner_Full	22.04
n7	5	15	2567.5	DFT	pi/2 BPSK	Edge_1RB_Left	21.58
n7	5	15	2567.5	DFT	pi/2 BPSK	Edge_1RB_Right	21.62
n7	5	15	2567.5	DFT	pi/2 BPSK	Outer_Full	21.63
n7	5	15	2567.5	DFT	QPSK	Inner_Full	22.15
n7	5	15	2567.5	DFT	QPSK	Edge_1RB_Left	21.14
n7	5	15	2567.5	DFT	QPSK	Edge_1RB_Right	21.32
n7	5	15	2567.5	DFT	QPSK	Outer_Full	21.18

n7	5	15	2567.5	DFT	16QAM	Inner_Full	21.22
n7	5	15	2567.5	DFT	16QAM	Edge_1RB_Left	19.82
n7	5	15	2567.5	DFT	16QAM	Edge_1RB_Right	20.22
n7	5	15	2567.5	DFT	16QAM	Outer_Full	20.13
n7	5	15	2567.5	DFT	64QAM	Inner_Full	19.58
n7	5	15	2567.5	DFT	64QAM	Edge_1RB_Left	19.34
n7	5	15	2567.5	DFT	64QAM	Edge_1RB_Right	19.51
n7	5	15	2567.5	DFT	64QAM	Outer_Full	19.67
n7	5	15	2567.5	DFT	256QAM	Inner_Full	17.77
n7	5	15	2567.5	DFT	256QAM	Edge_1RB_Left	18.04
n7	5	15	2567.5	DFT	256QAM	Edge_1RB_Right	18.17
n7	5	15	2567.5	DFT	256QAM	Outer_Full	17.73
n7	5	15	2567.5	CP	QPSK	Inner_Full	20.71
n7	5	15	2567.5	CP	QPSK	Edge_1RB_Left	18.98
n7	5	15	2567.5	CP	QPSK	Edge_1RB_Right	19.12
n7	5	15	2567.5	CP	QPSK	Outer_Full	19.26
n7	5	15	2567.5	CP	16QAM	Inner_Full	20.14
n7	5	15	2567.5	CP	16QAM	Edge_1RB_Left	19.23
n7	5	15	2567.5	CP	16QAM	Edge_1RB_Right	19.44
n7	5	15	2567.5	CP	16QAM	Outer_Full	19.27
n7	5	15	2567.5	CP	64QAM	Inner_Full	18.66
n7	5	15	2567.5	CP	64QAM	Edge_1RB_Left	18.33
n7	5	15	2567.5	CP	64QAM	Edge_1RB_Right	18.49
n7	5	15	2567.5	CP	64QAM	Outer_Full	18.57
n7	5	15	2567.5	CP	256QAM	Inner_Full	15.77
n7	5	15	2567.5	CP	256QAM	Edge_1RB_Left	15.87
n7	5	15	2567.5	CP	256QAM	Edge_1RB_Right	16.14
n7	5	15	2567.5	CP	256QAM	Outer_Full	15.69
n7	10	15	2505	DFT	pi/2 BPSK	Inner_Full	21.62
n7	10	15	2505	DFT	pi/2 BPSK	Edge_1RB_Left	20.89
n7	10	15	2505	DFT	pi/2 BPSK	Edge_1RB_Right	21.23
n7	10	15	2505	DFT	pi/2 BPSK	Outer_Full	21.08
n7	10	15	2505	DFT	QPSK	Inner_Full	21.69
n7	10	15	2505	DFT	QPSK	Edge_1RB_Left	20.44
n7	10	15	2505	DFT	QPSK	Edge_1RB_Right	20.68
n7	10	15	2505	DFT	QPSK	Outer_Full	20.63
n7	10	15	2505	DFT	16QAM	Inner_Full	20.69
n7	10	15	2505	DFT	16QAM	Edge_1RB_Left	19.53
n7	10	15	2505	DFT	16QAM	Edge_1RB_Right	19.79
n7	10	15	2505	DFT	16QAM	Outer_Full	19.63
n7	10	15	2505	DFT	64QAM	Inner_Full	19.13

n7	10	15	2505	DFT	64QAM	Edge_1RB_Left	18.78
n7	10	15	2505	DFT	64QAM	Edge_1RB_Right	18.99
n7	10	15	2505	DFT	64QAM	Outer_Full	19.03
n7	10	15	2505	DFT	256QAM	Inner_Full	17.28
n7	10	15	2505	DFT	256QAM	Edge_1RB_Left	17.45
n7	10	15	2505	DFT	256QAM	Edge_1RB_Right	17.71
n7	10	15	2505	DFT	256QAM	Outer_Full	17.24
n7	10	15	2505	CP	QPSK	Inner_Full	20.12
n7	10	15	2505	CP	QPSK	Edge_1RB_Left	18.36
n7	10	15	2505	CP	QPSK	Edge_1RB_Right	18.75
n7	10	15	2505	CP	QPSK	Outer_Full	18.67
n7	10	15	2505	CP	16QAM	Inner_Full	19.69
n7	10	15	2505	CP	16QAM	Edge_1RB_Left	18.65
n7	10	15	2505	CP	16QAM	Edge_1RB_Right	19.02
n7	10	15	2505	CP	16QAM	Outer_Full	18.67
n7	10	15	2505	CP	64QAM	Inner_Full	18.34
n7	10	15	2505	CP	64QAM	Edge_1RB_Left	17.73
n7	10	15	2505	CP	64QAM	Edge_1RB_Right	18.04
n7	10	15	2505	CP	64QAM	Outer_Full	18.29
n7	10	15	2505	CP	256QAM	Inner_Full	15.19
n7	10	15	2505	CP	256QAM	Edge_1RB_Left	15.33
n7	10	15	2505	CP	256QAM	Edge_1RB_Right	15.36
n7	10	15	2505	CP	256QAM	Outer_Full	15.18
n7	10	15	2535	DFT	pi/2 BPSK	Inner_Full	22.14
n7	10	15	2535	DFT	pi/2 BPSK	Edge_1RB_Left	21.57
n7	10	15	2535	DFT	pi/2 BPSK	Edge_1RB_Right	21.54
n7	10	15	2535	DFT	pi/2 BPSK	Outer_Full	21.64
n7	10	15	2535	DFT	QPSK	Inner_Full	22.19
n7	10	15	2535	DFT	QPSK	Edge_1RB_Left	21.19
n7	10	15	2535	DFT	QPSK	Edge_1RB_Right	21.10
n7	10	15	2535	DFT	QPSK	Outer_Full	21.16
n7	10	15	2535	DFT	16QAM	Inner_Full	21.20
n7	10	15	2535	DFT	16QAM	Edge_1RB_Left	20.25
n7	10	15	2535	DFT	16QAM	Edge_1RB_Right	20.12
n7	10	15	2535	DFT	16QAM	Outer_Full	20.18
n7	10	15	2535	DFT	64QAM	Inner_Full	19.79
n7	10	15	2535	DFT	64QAM	Edge_1RB_Left	19.43
n7	10	15	2535	DFT	64QAM	Edge_1RB_Right	19.72
n7	10	15	2535	DFT	64QAM	Outer_Full	19.62
n7	10	15	2535	DFT	256QAM	Inner_Full	17.78
n7	10	15	2535	DFT	256QAM	Edge_1RB_Left	18.13

n7	10	15	2535	DFT	256QAM	Edge_1RB_Right	18.12
n7	10	15	2535	DFT	256QAM	Outer_Full	17.77
n7	10	15	2535	CP	QPSK	Inner_Full	20.63
n7	10	15	2535	CP	QPSK	Edge_1RB_Left	19.12
n7	10	15	2535	CP	QPSK	Edge_1RB_Right	19.08
n7	10	15	2535	CP	QPSK	Outer_Full	19.29
n7	10	15	2535	CP	16QAM	Inner_Full	20.19
n7	10	15	2535	CP	16QAM	Edge_1RB_Left	19.23
n7	10	15	2535	CP	16QAM	Edge_1RB_Right	19.37
n7	10	15	2535	CP	16QAM	Outer_Full	19.32
n7	10	15	2535	CP	64QAM	Inner_Full	18.92
n7	10	15	2535	CP	64QAM	Edge_1RB_Left	18.45
n7	10	15	2535	CP	64QAM	Edge_1RB_Right	18.36
n7	10	15	2535	CP	64QAM	Outer_Full	18.86
n7	10	15	2535	CP	256QAM	Inner_Full	15.71
n7	10	15	2535	CP	256QAM	Edge_1RB_Left	16.08
n7	10	15	2535	CP	256QAM	Edge_1RB_Right	15.84
n7	10	15	2535	CP	256QAM	Outer_Full	15.77
n7	10	15	2565	DFT	pi/2 BPSK	Inner_Full	21.82
n7	10	15	2565	DFT	pi/2 BPSK	Edge_1RB_Left	21.18
n7	10	15	2565	DFT	pi/2 BPSK	Edge_1RB_Right	21.46
n7	10	15	2565	DFT	pi/2 BPSK	Outer_Full	21.30
n7	10	15	2565	DFT	QPSK	Inner_Full	21.87
n7	10	15	2565	DFT	QPSK	Edge_1RB_Left	20.76
n7	10	15	2565	DFT	QPSK	Edge_1RB_Right	20.97
n7	10	15	2565	DFT	QPSK	Outer_Full	20.85
n7	10	15	2565	DFT	16QAM	Inner_Full	20.88
n7	10	15	2565	DFT	16QAM	Edge_1RB_Left	19.76
n7	10	15	2565	DFT	16QAM	Edge_1RB_Right	19.97
n7	10	15	2565	DFT	16QAM	Outer_Full	19.87
n7	10	15	2565	DFT	64QAM	Inner_Full	19.36
n7	10	15	2565	DFT	64QAM	Edge_1RB_Left	19.05
n7	10	15	2565	DFT	64QAM	Edge_1RB_Right	19.24
n7	10	15	2565	DFT	64QAM	Outer_Full	19.28
n7	10	15	2565	DFT	256QAM	Inner_Full	17.27
n7	10	15	2565	DFT	256QAM	Edge_1RB_Left	17.57
n7	10	15	2565	DFT	256QAM	Edge_1RB_Right	17.76
n7	10	15	2565	DFT	256QAM	Outer_Full	17.33
n7	10	15	2565	CP	QPSK	Inner_Full	20.19
n7	10	15	2565	CP	QPSK	Edge_1RB_Left	18.65
n7	10	15	2565	CP	QPSK	Edge_1RB_Right	19.01

n7	10	15	2565	CP	QPSK	Outer_Full	19.01
n7	10	15	2565	CP	16QAM	Inner_Full	19.76
n7	10	15	2565	CP	16QAM	Edge_1RB_Left	18.93
n7	10	15	2565	CP	16QAM	Edge_1RB_Right	19.01
n7	10	15	2565	CP	16QAM	Outer_Full	18.91
n7	10	15	2565	CP	64QAM	Inner_Full	18.47
n7	10	15	2565	CP	64QAM	Edge_1RB_Left	17.92
n7	10	15	2565	CP	64QAM	Edge_1RB_Right	18.29
n7	10	15	2565	CP	64QAM	Outer_Full	18.42
n7	10	15	2565	CP	256QAM	Inner_Full	15.43
n7	10	15	2565	CP	256QAM	Edge_1RB_Left	15.53
n7	10	15	2565	CP	256QAM	Edge_1RB_Right	15.70
n7	10	15	2565	CP	256QAM	Outer_Full	15.49
n7	15	15	2507.5	DFT	pi/2 BPSK	Inner_Full	21.83
n7	15	15	2507.5	DFT	pi/2 BPSK	Edge_1RB_Left	21.28
n7	15	15	2507.5	DFT	pi/2 BPSK	Edge_1RB_Right	21.43
n7	15	15	2507.5	DFT	pi/2 BPSK	Outer_Full	21.35
n7	15	15	2507.5	DFT	QPSK	Inner_Full	22.03
n7	15	15	2507.5	DFT	QPSK	Edge_1RB_Left	20.82
n7	15	15	2507.5	DFT	QPSK	Edge_1RB_Right	20.97
n7	15	15	2507.5	DFT	QPSK	Outer_Full	21.01
n7	15	15	2507.5	DFT	16QAM	Inner_Full	20.89
n7	15	15	2507.5	DFT	16QAM	Edge_1RB_Left	19.69
n7	15	15	2507.5	DFT	16QAM	Edge_1RB_Right	20.11
n7	15	15	2507.5	DFT	16QAM	Outer_Full	19.85
n7	15	15	2507.5	DFT	64QAM	Inner_Full	19.51
n7	15	15	2507.5	DFT	64QAM	Edge_1RB_Left	18.95
n7	15	15	2507.5	DFT	64QAM	Edge_1RB_Right	19.40
n7	15	15	2507.5	DFT	64QAM	Outer_Full	19.37
n7	15	15	2507.5	DFT	256QAM	Inner_Full	17.40
n7	15	15	2507.5	DFT	256QAM	Edge_1RB_Left	17.74
n7	15	15	2507.5	DFT	256QAM	Edge_1RB_Right	17.56
n7	15	15	2507.5	DFT	256QAM	Outer_Full	17.57
n7	15	15	2507.5	CP	QPSK	Inner_Full	20.33
n7	15	15	2507.5	CP	QPSK	Edge_1RB_Left	18.77
n7	15	15	2507.5	CP	QPSK	Edge_1RB_Right	18.97
n7	15	15	2507.5	CP	QPSK	Outer_Full	19.08
n7	15	15	2507.5	CP	16QAM	Inner_Full	19.88
n7	15	15	2507.5	CP	16QAM	Edge_1RB_Left	18.96
n7	15	15	2507.5	CP	16QAM	Edge_1RB_Right	19.02
n7	15	15	2507.5	CP	16QAM	Outer_Full	19.14

n7	15	15	2507.5	CP	64QAM	Inner_Full	18.63
n7	15	15	2507.5	CP	64QAM	Edge_1RB_Left	18.42
n7	15	15	2507.5	CP	64QAM	Edge_1RB_Right	18.26
n7	15	15	2507.5	CP	64QAM	Outer_Full	18.60
n7	15	15	2507.5	CP	256QAM	Inner_Full	15.58
n7	15	15	2507.5	CP	256QAM	Edge_1RB_Left	15.58
n7	15	15	2507.5	CP	256QAM	Edge_1RB_Right	15.72
n7	15	15	2507.5	CP	256QAM	Outer_Full	15.51
n7	15	15	2535	DFT	pi/2 BPSK	Inner_Full	22.37
n7	15	15	2535	DFT	pi/2 BPSK	Edge_1RB_Left	21.83
n7	15	15	2535	DFT	pi/2 BPSK	Edge_1RB_Right	21.63
n7	15	15	2535	DFT	pi/2 BPSK	Outer_Full	21.84
n7	15	15	2535	DFT	QPSK	Inner_Full	22.41
n7	15	15	2535	DFT	QPSK	Edge_1RB_Left	21.36
n7	15	15	2535	DFT	QPSK	Edge_1RB_Right	21.30
n7	15	15	2535	DFT	QPSK	Outer_Full	21.35
n7	15	15	2535	DFT	16QAM	Inner_Full	21.39
n7	15	15	2535	DFT	16QAM	Edge_1RB_Left	20.21
n7	15	15	2535	DFT	16QAM	Edge_1RB_Right	20.31
n7	15	15	2535	DFT	16QAM	Outer_Full	20.34
n7	15	15	2535	DFT	64QAM	Inner_Full	19.90
n7	15	15	2535	DFT	64QAM	Edge_1RB_Left	19.57
n7	15	15	2535	DFT	64QAM	Edge_1RB_Right	19.37
n7	15	15	2535	DFT	64QAM	Outer_Full	19.89
n7	15	15	2535	DFT	256QAM	Inner_Full	17.90
n7	15	15	2535	DFT	256QAM	Edge_1RB_Left	18.23
n7	15	15	2535	DFT	256QAM	Edge_1RB_Right	18.09
n7	15	15	2535	DFT	256QAM	Outer_Full	17.99
n7	15	15	2535	CP	QPSK	Inner_Full	20.82
n7	15	15	2535	CP	QPSK	Edge_1RB_Left	19.32
n7	15	15	2535	CP	QPSK	Edge_1RB_Right	19.21
n7	15	15	2535	CP	QPSK	Outer_Full	19.49
n7	15	15	2535	CP	16QAM	Inner_Full	20.37
n7	15	15	2535	CP	16QAM	Edge_1RB_Left	19.39
n7	15	15	2535	CP	16QAM	Edge_1RB_Right	19.51
n7	15	15	2535	CP	16QAM	Outer_Full	19.50
n7	15	15	2535	CP	64QAM	Inner_Full	19.04
n7	15	15	2535	CP	64QAM	Edge_1RB_Left	18.45
n7	15	15	2535	CP	64QAM	Edge_1RB_Right	18.41
n7	15	15	2535	CP	64QAM	Outer_Full	19.01
n7	15	15	2535	CP	256QAM	Inner_Full	15.89

n7	15	15	2535	CP	256QAM	Edge_1RB_Left	16.23
n7	15	15	2535	CP	256QAM	Edge_1RB_Right	16.03
n7	15	15	2535	CP	256QAM	Outer_Full	15.90
n7	15	15	2562.5	DFT	pi/2 BPSK	Inner_Full	22.04
n7	15	15	2562.5	DFT	pi/2 BPSK	Edge_1RB_Left	21.34
n7	15	15	2562.5	DFT	pi/2 BPSK	Edge_1RB_Right	21.52
n7	15	15	2562.5	DFT	pi/2 BPSK	Outer_Full	21.52
n7	15	15	2562.5	DFT	QPSK	Inner_Full	22.06
n7	15	15	2562.5	DFT	QPSK	Edge_1RB_Left	20.85
n7	15	15	2562.5	DFT	QPSK	Edge_1RB_Right	21.14
n7	15	15	2562.5	DFT	QPSK	Outer_Full	21.10
n7	15	15	2562.5	DFT	16QAM	Inner_Full	21.00
n7	15	15	2562.5	DFT	16QAM	Edge_1RB_Left	20.08
n7	15	15	2562.5	DFT	16QAM	Edge_1RB_Right	20.13
n7	15	15	2562.5	DFT	16QAM	Outer_Full	19.99
n7	15	15	2562.5	DFT	64QAM	Inner_Full	19.59
n7	15	15	2562.5	DFT	64QAM	Edge_1RB_Left	19.69
n7	15	15	2562.5	DFT	64QAM	Edge_1RB_Right	19.60
n7	15	15	2562.5	DFT	64QAM	Outer_Full	19.56
n7	15	15	2562.5	DFT	256QAM	Inner_Full	17.63
n7	15	15	2562.5	DFT	256QAM	Edge_1RB_Left	17.91
n7	15	15	2562.5	DFT	256QAM	Edge_1RB_Right	18.25
n7	15	15	2562.5	DFT	256QAM	Outer_Full	17.70
n7	15	15	2562.5	CP	QPSK	Inner_Full	20.44
n7	15	15	2562.5	CP	QPSK	Edge_1RB_Left	18.95
n7	15	15	2562.5	CP	QPSK	Edge_1RB_Right	19.25
n7	15	15	2562.5	CP	QPSK	Outer_Full	19.23
n7	15	15	2562.5	CP	16QAM	Inner_Full	20.08
n7	15	15	2562.5	CP	16QAM	Edge_1RB_Left	19.12
n7	15	15	2562.5	CP	16QAM	Edge_1RB_Right	19.54
n7	15	15	2562.5	CP	16QAM	Outer_Full	19.24
n7	15	15	2562.5	CP	64QAM	Inner_Full	18.78
n7	15	15	2562.5	CP	64QAM	Edge_1RB_Left	18.12
n7	15	15	2562.5	CP	64QAM	Edge_1RB_Right	18.64
n7	15	15	2562.5	CP	64QAM	Outer_Full	18.76
n7	15	15	2562.5	CP	256QAM	Inner_Full	15.48
n7	15	15	2562.5	CP	256QAM	Edge_1RB_Left	15.80
n7	15	15	2562.5	CP	256QAM	Edge_1RB_Right	15.82
n7	15	15	2562.5	CP	256QAM	Outer_Full	15.55
n7	20	15	2510	DFT	pi/2 BPSK	Inner_Full	22.04
n7	20	15	2510	DFT	pi/2 BPSK	Edge_1RB_Left	21.11

n7	20	15	2510	DFT	pi/2 BPSK	Edge_1RB_Right	21.60
n7	20	15	2510	DFT	pi/2 BPSK	Outer_Full	21.51
n7	20	15	2510	DFT	QPSK	Inner_Full	22.02
n7	20	15	2510	DFT	QPSK	Edge_1RB_Left	20.81
n7	20	15	2510	DFT	QPSK	Edge_1RB_Right	21.32
n7	20	15	2510	DFT	QPSK	Outer_Full	20.98
n7	20	15	2510	DFT	16QAM	Inner_Full	21.09
n7	20	15	2510	DFT	16QAM	Edge_1RB_Left	19.87
n7	20	15	2510	DFT	16QAM	Edge_1RB_Right	20.18
n7	20	15	2510	DFT	16QAM	Outer_Full	20.02
n7	20	15	2510	DFT	64QAM	Inner_Full	19.51
n7	20	15	2510	DFT	64QAM	Edge_1RB_Left	18.95
n7	20	15	2510	DFT	64QAM	Edge_1RB_Right	19.50
n7	20	15	2510	DFT	64QAM	Outer_Full	19.50
n7	20	15	2510	DFT	256QAM	Inner_Full	17.73
n7	20	15	2510	DFT	256QAM	Edge_1RB_Left	17.77
n7	20	15	2510	DFT	256QAM	Edge_1RB_Right	18.24
n7	20	15	2510	DFT	256QAM	Outer_Full	17.64
n7	20	15	2510	CP	QPSK	Inner_Full	20.48
n7	20	15	2510	CP	QPSK	Edge_1RB_Left	18.77
n7	20	15	2510	CP	QPSK	Edge_1RB_Right	19.14
n7	20	15	2510	CP	QPSK	Outer_Full	19.13
n7	20	15	2510	CP	16QAM	Inner_Full	19.98
n7	20	15	2510	CP	16QAM	Edge_1RB_Left	18.86
n7	20	15	2510	CP	16QAM	Edge_1RB_Right	19.23
n7	20	15	2510	CP	16QAM	Outer_Full	19.13
n7	20	15	2510	CP	64QAM	Inner_Full	18.63
n7	20	15	2510	CP	64QAM	Edge_1RB_Left	18.08
n7	20	15	2510	CP	64QAM	Edge_1RB_Right	18.35
n7	20	15	2510	CP	64QAM	Outer_Full	18.66
n7	20	15	2510	CP	256QAM	Inner_Full	15.51
n7	20	15	2510	CP	256QAM	Edge_1RB_Left	15.47
n7	20	15	2510	CP	256QAM	Edge_1RB_Right	15.87
n7	20	15	2510	CP	256QAM	Outer_Full	15.52
n7	20	15	2535	DFT	pi/2 BPSK	Inner_Full	22.44
n7	20	15	2535	DFT	pi/2 BPSK	Edge_1RB_Left	21.75
n7	20	15	2535	DFT	pi/2 BPSK	Edge_1RB_Right	21.55
n7	20	15	2535	DFT	pi/2 BPSK	Outer_Full	21.87
n7	20	15	2535	DFT	QPSK	Inner_Full	22.42
n7	20	15	2535	DFT	QPSK	Edge_1RB_Left	21.16
n7	20	15	2535	DFT	QPSK	Edge_1RB_Right	21.25



n7	20	15	2535	DFT	QPSK	Outer_Full	21.36
n7	20	15	2535	DFT	16QAM	Inner_Full	21.41
n7	20	15	2535	DFT	16QAM	Edge_1RB_Left	20.15
n7	20	15	2535	DFT	16QAM	Edge_1RB_Right	20.19
n7	20	15	2535	DFT	16QAM	Outer_Full	20.37
n7	20	15	2535	DFT	64QAM	Inner_Full	19.88
n7	20	15	2535	DFT	64QAM	Edge_1RB_Left	19.53
n7	20	15	2535	DFT	64QAM	Edge_1RB_Right	19.31
n7	20	15	2535	DFT	64QAM	Outer_Full	19.93
n7	20	15	2535	DFT	256QAM	Inner_Full	17.97
n7	20	15	2535	DFT	256QAM	Edge_1RB_Left	17.65
n7	20	15	2535	DFT	256QAM	Edge_1RB_Right	18.03
n7	20	15	2535	DFT	256QAM	Outer_Full	17.97
n7	20	15	2535	CP	QPSK	Inner_Full	20.81
n7	20	15	2535	CP	QPSK	Edge_1RB_Left	19.09
n7	20	15	2535	CP	QPSK	Edge_1RB_Right	19.15
n7	20	15	2535	CP	QPSK	Outer_Full	19.44
n7	20	15	2535	CP	16QAM	Inner_Full	20.25
n7	20	15	2535	CP	16QAM	Edge_1RB_Left	19.31
n7	20	15	2535	CP	16QAM	Edge_1RB_Right	19.27
n7	20	15	2535	CP	16QAM	Outer_Full	19.51
n7	20	15	2535	CP	64QAM	Inner_Full	19.01
n7	20	15	2535	CP	64QAM	Edge_1RB_Left	18.37
n7	20	15	2535	CP	64QAM	Edge_1RB_Right	18.43
n7	20	15	2535	CP	64QAM	Outer_Full	18.99
n7	20	15	2535	CP	256QAM	Inner_Full	15.94
n7	20	15	2535	CP	256QAM	Edge_1RB_Left	15.94
n7	20	15	2535	CP	256QAM	Edge_1RB_Right	15.97
n7	20	15	2535	CP	256QAM	Outer_Full	15.93
n7	20	15	2560	DFT	pi/2 BPSK	Inner_Full	21.98
n7	20	15	2560	DFT	pi/2 BPSK	Edge_1RB_Left	21.34
n7	20	15	2560	DFT	pi/2 BPSK	Edge_1RB_Right	21.67
n7	20	15	2560	DFT	pi/2 BPSK	Outer_Full	21.53
n7	20	15	2560	DFT	QPSK	Inner_Full	22.00
n7	20	15	2560	DFT	QPSK	Edge_1RB_Left	20.83
n7	20	15	2560	DFT	QPSK	Edge_1RB_Right	21.28
n7	20	15	2560	DFT	QPSK	Outer_Full	21.06
n7	20	15	2560	DFT	16QAM	Inner_Full	20.99
n7	20	15	2560	DFT	16QAM	Edge_1RB_Left	19.91
n7	20	15	2560	DFT	16QAM	Edge_1RB_Right	20.09
n7	20	15	2560	DFT	16QAM	Outer_Full	20.06

n7	20	15	2560	DFT	64QAM	Inner_Full	19.48
n7	20	15	2560	DFT	64QAM	Edge_1RB_Left	19.31
n7	20	15	2560	DFT	64QAM	Edge_1RB_Right	19.51
n7	20	15	2560	DFT	64QAM	Outer_Full	19.57
n7	20	15	2560	DFT	256QAM	Inner_Full	17.56
n7	20	15	2560	DFT	256QAM	Edge_1RB_Left	18.10
n7	20	15	2560	DFT	256QAM	Edge_1RB_Right	18.20
n7	20	15	2560	DFT	256QAM	Outer_Full	17.67
n7	20	15	2560	CP	QPSK	Inner_Full	20.45
n7	20	15	2560	CP	QPSK	Edge_1RB_Left	18.78
n7	20	15	2560	CP	QPSK	Edge_1RB_Right	18.86
n7	20	15	2560	CP	QPSK	Outer_Full	19.11
n7	20	15	2560	CP	16QAM	Inner_Full	19.94
n7	20	15	2560	CP	16QAM	Edge_1RB_Left	19.30
n7	20	15	2560	CP	16QAM	Edge_1RB_Right	19.35
n7	20	15	2560	CP	16QAM	Outer_Full	19.23
n7	20	15	2560	CP	64QAM	Inner_Full	18.65
n7	20	15	2560	CP	64QAM	Edge_1RB_Left	18.50
n7	20	15	2560	CP	64QAM	Edge_1RB_Right	18.15
n7	20	15	2560	CP	64QAM	Outer_Full	18.71
n7	20	15	2560	CP	256QAM	Inner_Full	15.56
n7	20	15	2560	CP	256QAM	Edge_1RB_Left	15.93
n7	20	15	2560	CP	256QAM	Edge_1RB_Right	15.69
n7	20	15	2560	CP	256QAM	Outer_Full	15.55

### **A.1.3 Radiated**

#### **A.1.3.1 Description**

This is the test for the maximum radiated power from the EUT.

Part 22.913(a) specifies "The ERP of mobile transmitters and auxiliary test transmitters must not exceed 7 watts".

Part 27.50(h)(2) specifies "Mobile stations are limited to 2.0 watts EIRP".

#### **A.1.3.2 Method of Measurement**

The measurements procedures in TIA-603E-2016 are used.

According to KDB 412172 D01 and ANSI C63.26 the relevant equation for determining the maximum ERP or EIRP from the measured RF output power is given in Equation as follows:

ERP or EIRP =  $P_T + G_T - L_C$ , ERP = EIRP - 2.15, where

ERP or EIRP                      effective radiated power or equivalent isotropically radiated power,  
respectively

(expressed in the same units as  $P_{Mea}$ , e.g., dBm or dBW)

$P_T$  = transmitter output power in dBm;

$G_T$  = gain of the transmitting antenna, in dBd(ERP) or dBi(EIRP);

$L_C$  = signal attenuation in the connecting cable between the transmitter and antenna, in dB.

Disclaimer: The antenna gain provided by the client may affect the validity of the measurement results in this report, and the client shall bear the impact and consequences arising therefrom.

#### **A.1.3.3 Measurement result**

**NR n5**

BAND	BW (MHz)	SCS (kHz)	FREQ (MHz)	OFDM	MODULATON	RB ALLOCATION	Radiated TOTAL POWER(dBm) NR(GT-LC =1.0)
n5	5	15	826.5	DFT	pi/2 BPSK	Inner_Full	20.02
n5	5	15	826.5	DFT	pi/2 BPSK	Edge_1RB_Left	19.46
n5	5	15	826.5	DFT	pi/2 BPSK	Edge_1RB_Right	19.51
n5	5	15	826.5	DFT	pi/2 BPSK	Outer_Full	19.61
n5	5	15	826.5	DFT	QPSK	Inner_Full	20.09
n5	5	15	826.5	DFT	QPSK	Edge_1RB_Left	18.94
n5	5	15	826.5	DFT	QPSK	Edge_1RB_Right	19.02
n5	5	15	826.5	DFT	QPSK	Outer_Full	19.16
n5	5	15	826.5	DFT	16QAM	Inner_Full	19.23
n5	5	15	826.5	DFT	16QAM	Edge_1RB_Left	17.91
n5	5	15	826.5	DFT	16QAM	Edge_1RB_Right	18.09
n5	5	15	826.5	DFT	16QAM	Outer_Full	18.12
n5	5	15	826.5	DFT	64QAM	Inner_Full	17.64
n5	5	15	826.5	DFT	64QAM	Edge_1RB_Left	17.58
n5	5	15	826.5	DFT	64QAM	Edge_1RB_Right	17.73
n5	5	15	826.5	DFT	64QAM	Outer_Full	17.65
n5	5	15	826.5	DFT	256QAM	Inner_Full	15.74
n5	5	15	826.5	DFT	256QAM	Edge_1RB_Left	15.70
n5	5	15	826.5	DFT	256QAM	Edge_1RB_Right	15.74
n5	5	15	826.5	DFT	256QAM	Outer_Full	15.80
n5	5	15	826.5	CP	QPSK	Inner_Full	18.60
n5	5	15	826.5	CP	QPSK	Edge_1RB_Left	16.93
n5	5	15	826.5	CP	QPSK	Edge_1RB_Right	17.13
n5	5	15	826.5	CP	QPSK	Outer_Full	17.09
n5	5	15	826.5	CP	16QAM	Inner_Full	18.12
n5	5	15	826.5	CP	16QAM	Edge_1RB_Left	17.17
n5	5	15	826.5	CP	16QAM	Edge_1RB_Right	17.40
n5	5	15	826.5	CP	16QAM	Outer_Full	17.12
n5	5	15	826.5	CP	64QAM	Inner_Full	16.65
n5	5	15	826.5	CP	64QAM	Edge_1RB_Left	16.45
n5	5	15	826.5	CP	64QAM	Edge_1RB_Right	16.78
n5	5	15	826.5	CP	64QAM	Outer_Full	16.62
n5	5	15	826.5	CP	256QAM	Inner_Full	13.70
n5	5	15	826.5	CP	256QAM	Edge_1RB_Left	13.99
n5	5	15	826.5	CP	256QAM	Edge_1RB_Right	13.55
n5	5	15	826.5	CP	256QAM	Outer_Full	13.77

n5	5	15	836.5	DFT	pi/2 BPSK	Inner_Full	20.16
n5	5	15	836.5	DFT	pi/2 BPSK	Edge_1RB_Left	19.64
n5	5	15	836.5	DFT	pi/2 BPSK	Edge_1RB_Right	19.57
n5	5	15	836.5	DFT	pi/2 BPSK	Outer_Full	19.62
n5	5	15	836.5	DFT	QPSK	Inner_Full	20.27
n5	5	15	836.5	DFT	QPSK	Edge_1RB_Left	19.12
n5	5	15	836.5	DFT	QPSK	Edge_1RB_Right	19.17
n5	5	15	836.5	DFT	QPSK	Outer_Full	19.16
n5	5	15	836.5	DFT	16QAM	Inner_Full	19.14
n5	5	15	836.5	DFT	16QAM	Edge_1RB_Left	18.17
n5	5	15	836.5	DFT	16QAM	Edge_1RB_Right	18.28
n5	5	15	836.5	DFT	16QAM	Outer_Full	18.17
n5	5	15	836.5	DFT	64QAM	Inner_Full	17.75
n5	5	15	836.5	DFT	64QAM	Edge_1RB_Left	17.57
n5	5	15	836.5	DFT	64QAM	Edge_1RB_Right	17.59
n5	5	15	836.5	DFT	64QAM	Outer_Full	17.63
n5	5	15	836.5	DFT	256QAM	Inner_Full	15.70
n5	5	15	836.5	DFT	256QAM	Edge_1RB_Left	15.46
n5	5	15	836.5	DFT	256QAM	Edge_1RB_Right	15.40
n5	5	15	836.5	DFT	256QAM	Outer_Full	15.69
n5	5	15	836.5	CP	QPSK	Inner_Full	18.79
n5	5	15	836.5	CP	QPSK	Edge_1RB_Left	17.17
n5	5	15	836.5	CP	QPSK	Edge_1RB_Right	17.13
n5	5	15	836.5	CP	QPSK	Outer_Full	17.08
n5	5	15	836.5	CP	16QAM	Inner_Full	18.18
n5	5	15	836.5	CP	16QAM	Edge_1RB_Left	17.20
n5	5	15	836.5	CP	16QAM	Edge_1RB_Right	17.16
n5	5	15	836.5	CP	16QAM	Outer_Full	17.16
n5	5	15	836.5	CP	64QAM	Inner_Full	16.59
n5	5	15	836.5	CP	64QAM	Edge_1RB_Left	16.72
n5	5	15	836.5	CP	64QAM	Edge_1RB_Right	16.67
n5	5	15	836.5	CP	64QAM	Outer_Full	16.62
n5	5	15	836.5	CP	256QAM	Inner_Full	13.87
n5	5	15	836.5	CP	256QAM	Edge_1RB_Left	13.65
n5	5	15	836.5	CP	256QAM	Edge_1RB_Right	13.60
n5	5	15	836.5	CP	256QAM	Outer_Full	13.83
n5	5	15	846.5	DFT	pi/2 BPSK	Inner_Full	20.11
n5	5	15	846.5	DFT	pi/2 BPSK	Edge_1RB_Left	19.57
n5	5	15	846.5	DFT	pi/2 BPSK	Edge_1RB_Right	19.60
n5	5	15	846.5	DFT	pi/2 BPSK	Outer_Full	19.59
n5	5	15	846.5	DFT	QPSK	Inner_Full	20.24

n5	5	15	846.5	DFT	QPSK	Edge_1RB_Left	19.19
n5	5	15	846.5	DFT	QPSK	Edge_1RB_Right	19.26
n5	5	15	846.5	DFT	QPSK	Outer_Full	19.19
n5	5	15	846.5	DFT	16QAM	Inner_Full	19.15
n5	5	15	846.5	DFT	16QAM	Edge_1RB_Left	18.19
n5	5	15	846.5	DFT	16QAM	Edge_1RB_Right	18.18
n5	5	15	846.5	DFT	16QAM	Outer_Full	18.21
n5	5	15	846.5	DFT	64QAM	Inner_Full	17.74
n5	5	15	846.5	DFT	64QAM	Edge_1RB_Left	17.63
n5	5	15	846.5	DFT	64QAM	Edge_1RB_Right	17.57
n5	5	15	846.5	DFT	64QAM	Outer_Full	17.66
n5	5	15	846.5	DFT	256QAM	Inner_Full	15.64
n5	5	15	846.5	DFT	256QAM	Edge_1RB_Left	15.34
n5	5	15	846.5	DFT	256QAM	Edge_1RB_Right	15.38
n5	5	15	846.5	DFT	256QAM	Outer_Full	15.75
n5	5	15	846.5	CP	QPSK	Inner_Full	18.66
n5	5	15	846.5	CP	QPSK	Edge_1RB_Left	17.23
n5	5	15	846.5	CP	QPSK	Edge_1RB_Right	17.07
n5	5	15	846.5	CP	QPSK	Outer_Full	17.14
n5	5	15	846.5	CP	16QAM	Inner_Full	18.20
n5	5	15	846.5	CP	16QAM	Edge_1RB_Left	17.23
n5	5	15	846.5	CP	16QAM	Edge_1RB_Right	17.20
n5	5	15	846.5	CP	16QAM	Outer_Full	17.12
n5	5	15	846.5	CP	64QAM	Inner_Full	16.56
n5	5	15	846.5	CP	64QAM	Edge_1RB_Left	16.68
n5	5	15	846.5	CP	64QAM	Edge_1RB_Right	16.73
n5	5	15	846.5	CP	64QAM	Outer_Full	16.66
n5	5	15	846.5	CP	256QAM	Inner_Full	13.90
n5	5	15	846.5	CP	256QAM	Edge_1RB_Left	13.65
n5	5	15	846.5	CP	256QAM	Edge_1RB_Right	13.60
n5	5	15	846.5	CP	256QAM	Outer_Full	13.82
n5	10	15	829	DFT	pi/2 BPSK	Inner_Full	19.95
n5	10	15	829	DFT	pi/2 BPSK	Edge_1RB_Left	19.33
n5	10	15	829	DFT	pi/2 BPSK	Edge_1RB_Right	19.42
n5	10	15	829	DFT	pi/2 BPSK	Outer_Full	19.50
n5	10	15	829	DFT	QPSK	Inner_Full	20.01
n5	10	15	829	DFT	QPSK	Edge_1RB_Left	18.88
n5	10	15	829	DFT	QPSK	Edge_1RB_Right	18.94
n5	10	15	829	DFT	QPSK	Outer_Full	19.04
n5	10	15	829	DFT	16QAM	Inner_Full	19.02
n5	10	15	829	DFT	16QAM	Edge_1RB_Left	17.99

n5	10	15	829	DFT	16QAM	Edge_1RB_Right	18.01
n5	10	15	829	DFT	16QAM	Outer_Full	17.99
n5	10	15	829	DFT	64QAM	Inner_Full	17.44
n5	10	15	829	DFT	64QAM	Edge_1RB_Left	17.21
n5	10	15	829	DFT	64QAM	Edge_1RB_Right	17.33
n5	10	15	829	DFT	64QAM	Outer_Full	17.54
n5	10	15	829	DFT	256QAM	Inner_Full	15.67
n5	10	15	829	DFT	256QAM	Edge_1RB_Left	15.25
n5	10	15	829	DFT	256QAM	Edge_1RB_Right	15.19
n5	10	15	829	DFT	256QAM	Outer_Full	15.68
n5	10	15	829	CP	QPSK	Inner_Full	18.46
n5	10	15	829	CP	QPSK	Edge_1RB_Left	16.88
n5	10	15	829	CP	QPSK	Edge_1RB_Right	16.94
n5	10	15	829	CP	QPSK	Outer_Full	17.03
n5	10	15	829	CP	16QAM	Inner_Full	18.03
n5	10	15	829	CP	16QAM	Edge_1RB_Left	16.87
n5	10	15	829	CP	16QAM	Edge_1RB_Right	17.13
n5	10	15	829	CP	16QAM	Outer_Full	17.06
n5	10	15	829	CP	64QAM	Inner_Full	16.53
n5	10	15	829	CP	64QAM	Edge_1RB_Left	16.39
n5	10	15	829	CP	64QAM	Edge_1RB_Right	16.61
n5	10	15	829	CP	64QAM	Outer_Full	16.52
n5	10	15	829	CP	256QAM	Inner_Full	13.58
n5	10	15	829	CP	256QAM	Edge_1RB_Left	13.33
n5	10	15	829	CP	256QAM	Edge_1RB_Right	13.48
n5	10	15	829	CP	256QAM	Outer_Full	13.60
n5	10	15	836.5	DFT	pi/2 BPSK	Inner_Full	20.04
n5	10	15	836.5	DFT	pi/2 BPSK	Edge_1RB_Left	19.53
n5	10	15	836.5	DFT	pi/2 BPSK	Edge_1RB_Right	19.47
n5	10	15	836.5	DFT	pi/2 BPSK	Outer_Full	19.42
n5	10	15	836.5	DFT	QPSK	Inner_Full	20.03
n5	10	15	836.5	DFT	QPSK	Edge_1RB_Left	18.95
n5	10	15	836.5	DFT	QPSK	Edge_1RB_Right	18.91
n5	10	15	836.5	DFT	QPSK	Outer_Full	18.94
n5	10	15	836.5	DFT	16QAM	Inner_Full	19.10
n5	10	15	836.5	DFT	16QAM	Edge_1RB_Left	18.16
n5	10	15	836.5	DFT	16QAM	Edge_1RB_Right	18.07
n5	10	15	836.5	DFT	16QAM	Outer_Full	17.94
n5	10	15	836.5	DFT	64QAM	Inner_Full	17.46
n5	10	15	836.5	DFT	64QAM	Edge_1RB_Left	17.45
n5	10	15	836.5	DFT	64QAM	Edge_1RB_Right	17.40

n5	10	15	836.5	DFT	64QAM	Outer_Full	17.41
n5	10	15	836.5	DFT	256QAM	Inner_Full	15.56
n5	10	15	836.5	DFT	256QAM	Edge_1RB_Left	15.32
n5	10	15	836.5	DFT	256QAM	Edge_1RB_Right	15.20
n5	10	15	836.5	DFT	256QAM	Outer_Full	15.29
n5	10	15	836.5	CP	QPSK	Inner_Full	18.46
n5	10	15	836.5	CP	QPSK	Edge_1RB_Left	17.06
n5	10	15	836.5	CP	QPSK	Edge_1RB_Right	17.03
n5	10	15	836.5	CP	QPSK	Outer_Full	16.92
n5	10	15	836.5	CP	16QAM	Inner_Full	18.06
n5	10	15	836.5	CP	16QAM	Edge_1RB_Left	16.97
n5	10	15	836.5	CP	16QAM	Edge_1RB_Right	17.05
n5	10	15	836.5	CP	16QAM	Outer_Full	16.96
n5	10	15	836.5	CP	64QAM	Inner_Full	16.54
n5	10	15	836.5	CP	64QAM	Edge_1RB_Left	16.65
n5	10	15	836.5	CP	64QAM	Edge_1RB_Right	16.53
n5	10	15	836.5	CP	64QAM	Outer_Full	16.36
n5	10	15	836.5	CP	256QAM	Inner_Full	13.64
n5	10	15	836.5	CP	256QAM	Edge_1RB_Left	13.51
n5	10	15	836.5	CP	256QAM	Edge_1RB_Right	13.89
n5	10	15	836.5	CP	256QAM	Outer_Full	13.53
n5	10	15	844	DFT	pi/2 BPSK	Inner_Full	19.92
n5	10	15	844	DFT	pi/2 BPSK	Edge_1RB_Left	19.33
n5	10	15	844	DFT	pi/2 BPSK	Edge_1RB_Right	19.40
n5	10	15	844	DFT	pi/2 BPSK	Outer_Full	19.53
n5	10	15	844	DFT	QPSK	Inner_Full	19.96
n5	10	15	844	DFT	QPSK	Edge_1RB_Left	18.96
n5	10	15	844	DFT	QPSK	Edge_1RB_Right	18.96
n5	10	15	844	DFT	QPSK	Outer_Full	19.07
n5	10	15	844	DFT	16QAM	Inner_Full	18.98
n5	10	15	844	DFT	16QAM	Edge_1RB_Left	17.92
n5	10	15	844	DFT	16QAM	Edge_1RB_Right	17.92
n5	10	15	844	DFT	16QAM	Outer_Full	18.08
n5	10	15	844	DFT	64QAM	Inner_Full	17.49
n5	10	15	844	DFT	64QAM	Edge_1RB_Left	17.27
n5	10	15	844	DFT	64QAM	Edge_1RB_Right	17.33
n5	10	15	844	DFT	64QAM	Outer_Full	17.56
n5	10	15	844	DFT	256QAM	Inner_Full	15.37
n5	10	15	844	DFT	256QAM	Edge_1RB_Left	15.11
n5	10	15	844	DFT	256QAM	Edge_1RB_Right	15.16
n5	10	15	844	DFT	256QAM	Outer_Full	15.64



n5	10	15	844	CP	QPSK	Inner_Full	18.46
n5	10	15	844	CP	QPSK	Edge_1RB_Left	16.79
n5	10	15	844	CP	QPSK	Edge_1RB_Right	17.03
n5	10	15	844	CP	QPSK	Outer_Full	17.03
n5	10	15	844	CP	16QAM	Inner_Full	18.03
n5	10	15	844	CP	16QAM	Edge_1RB_Left	16.86
n5	10	15	844	CP	16QAM	Edge_1RB_Right	16.98
n5	10	15	844	CP	16QAM	Outer_Full	17.07
n5	10	15	844	CP	64QAM	Inner_Full	16.51
n5	10	15	844	CP	64QAM	Edge_1RB_Left	16.41
n5	10	15	844	CP	64QAM	Edge_1RB_Right	16.52
n5	10	15	844	CP	64QAM	Outer_Full	16.54
n5	10	15	844	CP	256QAM	Inner_Full	13.62
n5	10	15	844	CP	256QAM	Edge_1RB_Left	13.30
n5	10	15	844	CP	256QAM	Edge_1RB_Right	13.48
n5	10	15	844	CP	256QAM	Outer_Full	13.60
n5	15	15	831.5	DFT	pi/2 BPSK	Inner_Full	20.14
n5	15	15	831.5	DFT	pi/2 BPSK	Edge_1RB_Left	19.37
n5	15	15	831.5	DFT	pi/2 BPSK	Edge_1RB_Right	19.45
n5	15	15	831.5	DFT	pi/2 BPSK	Outer_Full	19.55
n5	15	15	831.5	DFT	QPSK	Inner_Full	20.17
n5	15	15	831.5	DFT	QPSK	Edge_1RB_Left	19.06
n5	15	15	831.5	DFT	QPSK	Edge_1RB_Right	19.11
n5	15	15	831.5	DFT	QPSK	Outer_Full	19.10
n5	15	15	831.5	DFT	16QAM	Inner_Full	19.14
n5	15	15	831.5	DFT	16QAM	Edge_1RB_Left	18.01
n5	15	15	831.5	DFT	16QAM	Edge_1RB_Right	18.07
n5	15	15	831.5	DFT	16QAM	Outer_Full	18.13
n5	15	15	831.5	DFT	64QAM	Inner_Full	17.58
n5	15	15	831.5	DFT	64QAM	Edge_1RB_Left	17.38
n5	15	15	831.5	DFT	64QAM	Edge_1RB_Right	17.43
n5	15	15	831.5	DFT	64QAM	Outer_Full	17.53
n5	15	15	831.5	DFT	256QAM	Inner_Full	15.58
n5	15	15	831.5	DFT	256QAM	Edge_1RB_Left	15.36
n5	15	15	831.5	DFT	256QAM	Edge_1RB_Right	15.28
n5	15	15	831.5	DFT	256QAM	Outer_Full	15.56
n5	15	15	831.5	CP	QPSK	Inner_Full	18.58
n5	15	15	831.5	CP	QPSK	Edge_1RB_Left	16.89
n5	15	15	831.5	CP	QPSK	Edge_1RB_Right	17.03
n5	15	15	831.5	CP	QPSK	Outer_Full	17.05
n5	15	15	831.5	CP	16QAM	Inner_Full	18.15

n5	15	15	831.5	CP	16QAM	Edge_1RB_Left	16.97
n5	15	15	831.5	CP	16QAM	Edge_1RB_Right	17.03
n5	15	15	831.5	CP	16QAM	Outer_Full	17.09
n5	15	15	831.5	CP	64QAM	Inner_Full	16.56
n5	15	15	831.5	CP	64QAM	Edge_1RB_Left	16.48
n5	15	15	831.5	CP	64QAM	Edge_1RB_Right	16.56
n5	15	15	831.5	CP	64QAM	Outer_Full	16.60
n5	15	15	831.5	CP	256QAM	Inner_Full	13.71
n5	15	15	831.5	CP	256QAM	Edge_1RB_Left	13.43
n5	15	15	831.5	CP	256QAM	Edge_1RB_Right	13.47
n5	15	15	831.5	CP	256QAM	Outer_Full	13.74
n5	15	15	836.5	DFT	pi/2 BPSK	Inner_Full	20.19
n5	15	15	836.5	DFT	pi/2 BPSK	Edge_1RB_Left	19.52
n5	15	15	836.5	DFT	pi/2 BPSK	Edge_1RB_Right	19.56
n5	15	15	836.5	DFT	pi/2 BPSK	Outer_Full	19.60
n5	15	15	836.5	DFT	QPSK	Inner_Full	20.19
n5	15	15	836.5	DFT	QPSK	Edge_1RB_Left	19.03
n5	15	15	836.5	DFT	QPSK	Edge_1RB_Right	19.09
n5	15	15	836.5	DFT	QPSK	Outer_Full	19.08
n5	15	15	836.5	DFT	16QAM	Inner_Full	19.21
n5	15	15	836.5	DFT	16QAM	Edge_1RB_Left	18.13
n5	15	15	836.5	DFT	16QAM	Edge_1RB_Right	18.18
n5	15	15	836.5	DFT	16QAM	Outer_Full	18.09
n5	15	15	836.5	DFT	64QAM	Inner_Full	17.67
n5	15	15	836.5	DFT	64QAM	Edge_1RB_Left	17.50
n5	15	15	836.5	DFT	64QAM	Edge_1RB_Right	17.50
n5	15	15	836.5	DFT	64QAM	Outer_Full	17.56
n5	15	15	836.5	DFT	256QAM	Inner_Full	15.63
n5	15	15	836.5	DFT	256QAM	Edge_1RB_Left	15.31
n5	15	15	836.5	DFT	256QAM	Edge_1RB_Right	15.37
n5	15	15	836.5	DFT	256QAM	Outer_Full	15.56
n5	15	15	836.5	CP	QPSK	Inner_Full	18.66
n5	15	15	836.5	CP	QPSK	Edge_1RB_Left	17.13
n5	15	15	836.5	CP	QPSK	Edge_1RB_Right	17.04
n5	15	15	836.5	CP	QPSK	Outer_Full	17.07
n5	15	15	836.5	CP	16QAM	Inner_Full	18.14
n5	15	15	836.5	CP	16QAM	Edge_1RB_Left	17.21
n5	15	15	836.5	CP	16QAM	Edge_1RB_Right	17.14
n5	15	15	836.5	CP	16QAM	Outer_Full	17.06
n5	15	15	836.5	CP	64QAM	Inner_Full	16.63
n5	15	15	836.5	CP	64QAM	Edge_1RB_Left	16.63

n5	15	15	836.5	CP	64QAM	Edge_1RB_Right	16.65
n5	15	15	836.5	CP	64QAM	Outer_Full	16.56
n5	15	15	836.5	CP	256QAM	Inner_Full	13.71
n5	15	15	836.5	CP	256QAM	Edge_1RB_Left	14.00
n5	15	15	836.5	CP	256QAM	Edge_1RB_Right	13.62
n5	15	15	836.5	CP	256QAM	Outer_Full	13.61
n5	15	15	841.5	DFT	pi/2 BPSK	Inner_Full	20.19
n5	15	15	841.5	DFT	pi/2 BPSK	Edge_1RB_Left	19.54
n5	15	15	841.5	DFT	pi/2 BPSK	Edge_1RB_Right	19.54
n5	15	15	841.5	DFT	pi/2 BPSK	Outer_Full	19.76
n5	15	15	841.5	DFT	QPSK	Inner_Full	20.15
n5	15	15	841.5	DFT	QPSK	Edge_1RB_Left	19.04
n5	15	15	841.5	DFT	QPSK	Edge_1RB_Right	19.16
n5	15	15	841.5	DFT	QPSK	Outer_Full	19.27
n5	15	15	841.5	DFT	16QAM	Inner_Full	19.22
n5	15	15	841.5	DFT	16QAM	Edge_1RB_Left	18.14
n5	15	15	841.5	DFT	16QAM	Edge_1RB_Right	18.12
n5	15	15	841.5	DFT	16QAM	Outer_Full	18.22
n5	15	15	841.5	DFT	64QAM	Inner_Full	17.73
n5	15	15	841.5	DFT	64QAM	Edge_1RB_Left	17.46
n5	15	15	841.5	DFT	64QAM	Edge_1RB_Right	17.49
n5	15	15	841.5	DFT	64QAM	Outer_Full	17.78
n5	15	15	841.5	DFT	256QAM	Inner_Full	15.63
n5	15	15	841.5	DFT	256QAM	Edge_1RB_Left	15.29
n5	15	15	841.5	DFT	256QAM	Edge_1RB_Right	15.31
n5	15	15	841.5	DFT	256QAM	Outer_Full	15.71
n5	15	15	841.5	CP	QPSK	Inner_Full	18.62
n5	15	15	841.5	CP	QPSK	Edge_1RB_Left	16.99
n5	15	15	841.5	CP	QPSK	Edge_1RB_Right	17.00
n5	15	15	841.5	CP	QPSK	Outer_Full	17.19
n5	15	15	841.5	CP	16QAM	Inner_Full	18.18
n5	15	15	841.5	CP	16QAM	Edge_1RB_Left	17.16
n5	15	15	841.5	CP	16QAM	Edge_1RB_Right	17.04
n5	15	15	841.5	CP	16QAM	Outer_Full	17.23
n5	15	15	841.5	CP	64QAM	Inner_Full	16.66
n5	15	15	841.5	CP	64QAM	Edge_1RB_Left	16.61
n5	15	15	841.5	CP	64QAM	Edge_1RB_Right	16.55
n5	15	15	841.5	CP	64QAM	Outer_Full	16.75
n5	15	15	841.5	CP	256QAM	Inner_Full	13.77
n5	15	15	841.5	CP	256QAM	Edge_1RB_Left	13.50
n5	15	15	841.5	CP	256QAM	Edge_1RB_Right	13.91

n5	15	15	841.5	CP	256QAM	Outer_Full	13.83
n5	20	15	834	DFT	pi/2 BPSK	Inner_Full	20.02
n5	20	15	834	DFT	pi/2 BPSK	Edge_1RB_Left	19.34
n5	20	15	834	DFT	pi/2 BPSK	Edge_1RB_Right	19.43
n5	20	15	834	DFT	pi/2 BPSK	Outer_Full	19.43
n5	20	15	834	DFT	QPSK	Inner_Full	20.11
n5	20	15	834	DFT	QPSK	Edge_1RB_Left	18.91
n5	20	15	834	DFT	QPSK	Edge_1RB_Right	19.07
n5	20	15	834	DFT	QPSK	Outer_Full	18.91
n5	20	15	834	DFT	16QAM	Inner_Full	19.11
n5	20	15	834	DFT	16QAM	Edge_1RB_Left	17.92
n5	20	15	834	DFT	16QAM	Edge_1RB_Right	18.06
n5	20	15	834	DFT	16QAM	Outer_Full	18.00
n5	20	15	834	DFT	64QAM	Inner_Full	17.62
n5	20	15	834	DFT	64QAM	Edge_1RB_Left	17.26
n5	20	15	834	DFT	64QAM	Edge_1RB_Right	17.48
n5	20	15	834	DFT	64QAM	Outer_Full	17.45
n5	20	15	834	DFT	256QAM	Inner_Full	15.54
n5	20	15	834	DFT	256QAM	Edge_1RB_Left	15.31
n5	20	15	834	DFT	256QAM	Edge_1RB_Right	15.27
n5	20	15	834	DFT	256QAM	Outer_Full	15.31
n5	20	15	834	CP	QPSK	Inner_Full	18.57
n5	20	15	834	CP	QPSK	Edge_1RB_Left	16.87
n5	20	15	834	CP	QPSK	Edge_1RB_Right	17.00
n5	20	15	834	CP	QPSK	Outer_Full	16.90
n5	20	15	834	CP	16QAM	Inner_Full	18.11
n5	20	15	834	CP	16QAM	Edge_1RB_Left	16.91
n5	20	15	834	CP	16QAM	Edge_1RB_Right	17.09
n5	20	15	834	CP	16QAM	Outer_Full	16.87
n5	20	15	834	CP	64QAM	Inner_Full	16.61
n5	20	15	834	CP	64QAM	Edge_1RB_Left	16.43
n5	20	15	834	CP	64QAM	Edge_1RB_Right	16.55
n5	20	15	834	CP	64QAM	Outer_Full	16.39
n5	20	15	834	CP	256QAM	Inner_Full	13.65
n5	20	15	834	CP	256QAM	Edge_1RB_Left	13.38
n5	20	15	834	CP	256QAM	Edge_1RB_Right	13.85
n5	20	15	834	CP	256QAM	Outer_Full	13.46
n5	20	15	836.5	DFT	pi/2 BPSK	Inner_Full	20.15
n5	20	15	836.5	DFT	pi/2 BPSK	Edge_1RB_Left	19.53
n5	20	15	836.5	DFT	pi/2 BPSK	Edge_1RB_Right	19.53
n5	20	15	836.5	DFT	pi/2 BPSK	Outer_Full	19.49

n5	20	15	836.5	DFT	QPSK	Inner_Full	20.19
n5	20	15	836.5	DFT	QPSK	Edge_1RB_Left	19.01
n5	20	15	836.5	DFT	QPSK	Edge_1RB_Right	19.04
n5	20	15	836.5	DFT	QPSK	Outer_Full	19.04
n5	20	15	836.5	DFT	16QAM	Inner_Full	19.24
n5	20	15	836.5	DFT	16QAM	Edge_1RB_Left	18.10
n5	20	15	836.5	DFT	16QAM	Edge_1RB_Right	18.16
n5	20	15	836.5	DFT	16QAM	Outer_Full	18.05
n5	20	15	836.5	DFT	64QAM	Inner_Full	17.75
n5	20	15	836.5	DFT	64QAM	Edge_1RB_Left	17.37
n5	20	15	836.5	DFT	64QAM	Edge_1RB_Right	17.52
n5	20	15	836.5	DFT	64QAM	Outer_Full	17.59
n5	20	15	836.5	DFT	256QAM	Inner_Full	15.68
n5	20	15	836.5	DFT	256QAM	Edge_1RB_Left	15.27
n5	20	15	836.5	DFT	256QAM	Edge_1RB_Right	15.27
n5	20	15	836.5	DFT	256QAM	Outer_Full	15.44
n5	20	15	836.5	CP	QPSK	Inner_Full	18.67
n5	20	15	836.5	CP	QPSK	Edge_1RB_Left	16.96
n5	20	15	836.5	CP	QPSK	Edge_1RB_Right	17.05
n5	20	15	836.5	CP	QPSK	Outer_Full	16.97
n5	20	15	836.5	CP	16QAM	Inner_Full	18.14
n5	20	15	836.5	CP	16QAM	Edge_1RB_Left	17.09
n5	20	15	836.5	CP	16QAM	Edge_1RB_Right	17.05
n5	20	15	836.5	CP	16QAM	Outer_Full	16.96
n5	20	15	836.5	CP	64QAM	Inner_Full	16.66
n5	20	15	836.5	CP	64QAM	Edge_1RB_Left	16.49
n5	20	15	836.5	CP	64QAM	Edge_1RB_Right	16.59
n5	20	15	836.5	CP	64QAM	Outer_Full	16.46
n5	20	15	836.5	CP	256QAM	Inner_Full	13.81
n5	20	15	836.5	CP	256QAM	Edge_1RB_Left	13.51
n5	20	15	836.5	CP	256QAM	Edge_1RB_Right	13.52
n5	20	15	836.5	CP	256QAM	Outer_Full	13.51
n5	20	15	839	DFT	pi/2 BPSK	Inner_Full	20.18
n5	20	15	839	DFT	pi/2 BPSK	Edge_1RB_Left	19.44
n5	20	15	839	DFT	pi/2 BPSK	Edge_1RB_Right	19.51
n5	20	15	839	DFT	pi/2 BPSK	Outer_Full	19.65
n5	20	15	839	DFT	QPSK	Inner_Full	20.16
n5	20	15	839	DFT	QPSK	Edge_1RB_Left	19.05
n5	20	15	839	DFT	QPSK	Edge_1RB_Right	19.13
n5	20	15	839	DFT	QPSK	Outer_Full	19.17
n5	20	15	839	DFT	16QAM	Inner_Full	19.20

n5	20	15	839	DFT	16QAM	Edge_1RB_Left	18.11
n5	20	15	839	DFT	16QAM	Edge_1RB_Right	18.09
n5	20	15	839	DFT	16QAM	Outer_Full	18.14
n5	20	15	839	DFT	64QAM	Inner_Full	17.67
n5	20	15	839	DFT	64QAM	Edge_1RB_Left	17.46
n5	20	15	839	DFT	64QAM	Edge_1RB_Right	17.42
n5	20	15	839	DFT	64QAM	Outer_Full	17.64
n5	20	15	839	DFT	256QAM	Inner_Full	15.66
n5	20	15	839	DFT	256QAM	Edge_1RB_Left	15.29
n5	20	15	839	DFT	256QAM	Edge_1RB_Right	15.24
n5	20	15	839	DFT	256QAM	Outer_Full	15.61
n5	20	15	839	CP	QPSK	Inner_Full	18.68
n5	20	15	839	CP	QPSK	Edge_1RB_Left	17.11
n5	20	15	839	CP	QPSK	Edge_1RB_Right	16.90
n5	20	15	839	CP	QPSK	Outer_Full	17.11
n5	20	15	839	CP	16QAM	Inner_Full	18.17
n5	20	15	839	CP	16QAM	Edge_1RB_Left	17.11
n5	20	15	839	CP	16QAM	Edge_1RB_Right	17.01
n5	20	15	839	CP	16QAM	Outer_Full	17.15
n5	20	15	839	CP	64QAM	Inner_Full	16.66
n5	20	15	839	CP	64QAM	Edge_1RB_Left	16.52
n5	20	15	839	CP	64QAM	Edge_1RB_Right	16.54
n5	20	15	839	CP	64QAM	Outer_Full	16.59
n5	20	15	839	CP	256QAM	Inner_Full	13.76
n5	20	15	839	CP	256QAM	Edge_1RB_Left	13.49
n5	20	15	839	CP	256QAM	Edge_1RB_Right	13.49
n5	20	15	839	CP	256QAM	Outer_Full	13.67

**NR n7**

BAND	BW (MHz)	SCS (kHz)	FREQ (MHz)	OFDM	MODULATON	RB ALLOCATION	Radiated TOTAL POWER(dBm) NR(GT-LC =1.6)
n7	5	15	2502.5	DFT	pi/2 BPSK	Inner_Full	20.22
n7	5	15	2502.5	DFT	pi/2 BPSK	Edge_1RB_Left	19.63
n7	5	15	2502.5	DFT	pi/2 BPSK	Edge_1RB_Right	19.73
n7	5	15	2502.5	DFT	pi/2 BPSK	Outer_Full	19.71
n7	5	15	2502.5	DFT	QPSK	Inner_Full	20.26
n7	5	15	2502.5	DFT	QPSK	Edge_1RB_Left	19.12
n7	5	15	2502.5	DFT	QPSK	Edge_1RB_Right	19.28
n7	5	15	2502.5	DFT	QPSK	Outer_Full	19.24
n7	5	15	2502.5	DFT	16QAM	Inner_Full	19.33
n7	5	15	2502.5	DFT	16QAM	Edge_1RB_Left	18.16
n7	5	15	2502.5	DFT	16QAM	Edge_1RB_Right	18.36
n7	5	15	2502.5	DFT	16QAM	Outer_Full	18.30
n7	5	15	2502.5	DFT	64QAM	Inner_Full	17.73
n7	5	15	2502.5	DFT	64QAM	Edge_1RB_Left	17.40
n7	5	15	2502.5	DFT	64QAM	Edge_1RB_Right	17.56
n7	5	15	2502.5	DFT	64QAM	Outer_Full	17.76
n7	5	15	2502.5	DFT	256QAM	Inner_Full	15.84
n7	5	15	2502.5	DFT	256QAM	Edge_1RB_Left	16.07
n7	5	15	2502.5	DFT	256QAM	Edge_1RB_Right	16.31
n7	5	15	2502.5	DFT	256QAM	Outer_Full	15.85
n7	5	15	2502.5	CP	QPSK	Inner_Full	18.79
n7	5	15	2502.5	CP	QPSK	Edge_1RB_Left	17.11
n7	5	15	2502.5	CP	QPSK	Edge_1RB_Right	17.26
n7	5	15	2502.5	CP	QPSK	Outer_Full	17.30
n7	5	15	2502.5	CP	16QAM	Inner_Full	18.29
n7	5	15	2502.5	CP	16QAM	Edge_1RB_Left	17.36
n7	5	15	2502.5	CP	16QAM	Edge_1RB_Right	17.47
n7	5	15	2502.5	CP	16QAM	Outer_Full	17.36
n7	5	15	2502.5	CP	64QAM	Inner_Full	16.78
n7	5	15	2502.5	CP	64QAM	Edge_1RB_Left	16.39
n7	5	15	2502.5	CP	64QAM	Edge_1RB_Right	16.55
n7	5	15	2502.5	CP	64QAM	Outer_Full	16.80
n7	5	15	2502.5	CP	256QAM	Inner_Full	13.80
n7	5	15	2502.5	CP	256QAM	Edge_1RB_Left	13.93
n7	5	15	2502.5	CP	256QAM	Edge_1RB_Right	14.15
n7	5	15	2502.5	CP	256QAM	Outer_Full	13.80
n7	5	15	2535	DFT	pi/2 BPSK	Inner_Full	20.75
n7	5	15	2535	DFT	pi/2 BPSK	Edge_1RB_Left	20.27

n7	5	15	2535	DFT	pi/2 BPSK	Edge_1RB_Right	20.15
n7	5	15	2535	DFT	pi/2 BPSK	Outer_Full	20.24
n7	5	15	2535	DFT	QPSK	Inner_Full	20.74
n7	5	15	2535	DFT	QPSK	Edge_1RB_Left	19.83
n7	5	15	2535	DFT	QPSK	Edge_1RB_Right	19.75
n7	5	15	2535	DFT	QPSK	Outer_Full	19.77
n7	5	15	2535	DFT	16QAM	Inner_Full	19.80
n7	5	15	2535	DFT	16QAM	Edge_1RB_Left	18.80
n7	5	15	2535	DFT	16QAM	Edge_1RB_Right	18.80
n7	5	15	2535	DFT	16QAM	Outer_Full	18.77
n7	5	15	2535	DFT	64QAM	Inner_Full	18.30
n7	5	15	2535	DFT	64QAM	Edge_1RB_Left	18.09
n7	5	15	2535	DFT	64QAM	Edge_1RB_Right	18.37
n7	5	15	2535	DFT	64QAM	Outer_Full	18.41
n7	5	15	2535	DFT	256QAM	Inner_Full	16.34
n7	5	15	2535	DFT	256QAM	Edge_1RB_Left	16.77
n7	5	15	2535	DFT	256QAM	Edge_1RB_Right	16.72
n7	5	15	2535	DFT	256QAM	Outer_Full	16.32
n7	5	15	2535	CP	QPSK	Inner_Full	19.21
n7	5	15	2535	CP	QPSK	Edge_1RB_Left	17.70
n7	5	15	2535	CP	QPSK	Edge_1RB_Right	17.64
n7	5	15	2535	CP	QPSK	Outer_Full	17.78
n7	5	15	2535	CP	16QAM	Inner_Full	18.79
n7	5	15	2535	CP	16QAM	Edge_1RB_Left	17.86
n7	5	15	2535	CP	16QAM	Edge_1RB_Right	17.85
n7	5	15	2535	CP	16QAM	Outer_Full	17.85
n7	5	15	2535	CP	64QAM	Inner_Full	17.24
n7	5	15	2535	CP	64QAM	Edge_1RB_Left	17.04
n7	5	15	2535	CP	64QAM	Edge_1RB_Right	16.98
n7	5	15	2535	CP	64QAM	Outer_Full	17.34
n7	5	15	2535	CP	256QAM	Inner_Full	14.30
n7	5	15	2535	CP	256QAM	Edge_1RB_Left	14.62
n7	5	15	2535	CP	256QAM	Edge_1RB_Right	14.51
n7	5	15	2535	CP	256QAM	Outer_Full	14.26
n7	5	15	2567.5	DFT	pi/2 BPSK	Inner_Full	20.44
n7	5	15	2567.5	DFT	pi/2 BPSK	Edge_1RB_Left	19.98
n7	5	15	2567.5	DFT	pi/2 BPSK	Edge_1RB_Right	20.02
n7	5	15	2567.5	DFT	pi/2 BPSK	Outer_Full	20.03
n7	5	15	2567.5	DFT	QPSK	Inner_Full	20.55
n7	5	15	2567.5	DFT	QPSK	Edge_1RB_Left	19.54
n7	5	15	2567.5	DFT	QPSK	Edge_1RB_Right	19.72



n7	5	15	2567.5	DFT	QPSK	Outer_Full	19.58
n7	5	15	2567.5	DFT	16QAM	Inner_Full	19.62
n7	5	15	2567.5	DFT	16QAM	Edge_1RB_Left	18.22
n7	5	15	2567.5	DFT	16QAM	Edge_1RB_Right	18.62
n7	5	15	2567.5	DFT	16QAM	Outer_Full	18.53
n7	5	15	2567.5	DFT	64QAM	Inner_Full	17.98
n7	5	15	2567.5	DFT	64QAM	Edge_1RB_Left	17.74
n7	5	15	2567.5	DFT	64QAM	Edge_1RB_Right	17.91
n7	5	15	2567.5	DFT	64QAM	Outer_Full	18.07
n7	5	15	2567.5	DFT	256QAM	Inner_Full	16.17
n7	5	15	2567.5	DFT	256QAM	Edge_1RB_Left	16.44
n7	5	15	2567.5	DFT	256QAM	Edge_1RB_Right	16.57
n7	5	15	2567.5	DFT	256QAM	Outer_Full	16.13
n7	5	15	2567.5	CP	QPSK	Inner_Full	19.11
n7	5	15	2567.5	CP	QPSK	Edge_1RB_Left	17.38
n7	5	15	2567.5	CP	QPSK	Edge_1RB_Right	17.52
n7	5	15	2567.5	CP	QPSK	Outer_Full	17.66
n7	5	15	2567.5	CP	16QAM	Inner_Full	18.54
n7	5	15	2567.5	CP	16QAM	Edge_1RB_Left	17.63
n7	5	15	2567.5	CP	16QAM	Edge_1RB_Right	17.84
n7	5	15	2567.5	CP	16QAM	Outer_Full	17.67
n7	5	15	2567.5	CP	64QAM	Inner_Full	17.06
n7	5	15	2567.5	CP	64QAM	Edge_1RB_Left	16.73
n7	5	15	2567.5	CP	64QAM	Edge_1RB_Right	16.89
n7	5	15	2567.5	CP	64QAM	Outer_Full	16.97
n7	5	15	2567.5	CP	256QAM	Inner_Full	14.17
n7	5	15	2567.5	CP	256QAM	Edge_1RB_Left	14.27
n7	5	15	2567.5	CP	256QAM	Edge_1RB_Right	14.54
n7	5	15	2567.5	CP	256QAM	Outer_Full	14.09
n7	10	15	2505	DFT	pi/2 BPSK	Inner_Full	20.02
n7	10	15	2505	DFT	pi/2 BPSK	Edge_1RB_Left	19.29
n7	10	15	2505	DFT	pi/2 BPSK	Edge_1RB_Right	19.63
n7	10	15	2505	DFT	pi/2 BPSK	Outer_Full	19.48
n7	10	15	2505	DFT	QPSK	Inner_Full	20.09
n7	10	15	2505	DFT	QPSK	Edge_1RB_Left	18.84
n7	10	15	2505	DFT	QPSK	Edge_1RB_Right	19.08
n7	10	15	2505	DFT	QPSK	Outer_Full	19.03
n7	10	15	2505	DFT	16QAM	Inner_Full	19.09
n7	10	15	2505	DFT	16QAM	Edge_1RB_Left	17.93
n7	10	15	2505	DFT	16QAM	Edge_1RB_Right	18.19
n7	10	15	2505	DFT	16QAM	Outer_Full	18.03

n7	10	15	2505	DFT	64QAM	Inner_Full	17.53
n7	10	15	2505	DFT	64QAM	Edge_1RB_Left	17.18
n7	10	15	2505	DFT	64QAM	Edge_1RB_Right	17.39
n7	10	15	2505	DFT	64QAM	Outer_Full	17.43
n7	10	15	2505	DFT	256QAM	Inner_Full	15.68
n7	10	15	2505	DFT	256QAM	Edge_1RB_Left	15.85
n7	10	15	2505	DFT	256QAM	Edge_1RB_Right	16.11
n7	10	15	2505	DFT	256QAM	Outer_Full	15.64
n7	10	15	2505	CP	QPSK	Inner_Full	18.52
n7	10	15	2505	CP	QPSK	Edge_1RB_Left	16.76
n7	10	15	2505	CP	QPSK	Edge_1RB_Right	17.15
n7	10	15	2505	CP	QPSK	Outer_Full	17.07
n7	10	15	2505	CP	16QAM	Inner_Full	18.09
n7	10	15	2505	CP	16QAM	Edge_1RB_Left	17.05
n7	10	15	2505	CP	16QAM	Edge_1RB_Right	17.42
n7	10	15	2505	CP	16QAM	Outer_Full	17.07
n7	10	15	2505	CP	64QAM	Inner_Full	16.74
n7	10	15	2505	CP	64QAM	Edge_1RB_Left	16.13
n7	10	15	2505	CP	64QAM	Edge_1RB_Right	16.44
n7	10	15	2505	CP	64QAM	Outer_Full	16.69
n7	10	15	2505	CP	256QAM	Inner_Full	13.59
n7	10	15	2505	CP	256QAM	Edge_1RB_Left	13.73
n7	10	15	2505	CP	256QAM	Edge_1RB_Right	13.76
n7	10	15	2505	CP	256QAM	Outer_Full	13.58
n7	10	15	2535	DFT	pi/2 BPSK	Inner_Full	20.54
n7	10	15	2535	DFT	pi/2 BPSK	Edge_1RB_Left	19.97
n7	10	15	2535	DFT	pi/2 BPSK	Edge_1RB_Right	19.94
n7	10	15	2535	DFT	pi/2 BPSK	Outer_Full	20.04
n7	10	15	2535	DFT	QPSK	Inner_Full	20.59
n7	10	15	2535	DFT	QPSK	Edge_1RB_Left	19.59
n7	10	15	2535	DFT	QPSK	Edge_1RB_Right	19.50
n7	10	15	2535	DFT	QPSK	Outer_Full	19.56
n7	10	15	2535	DFT	16QAM	Inner_Full	19.60
n7	10	15	2535	DFT	16QAM	Edge_1RB_Left	18.65
n7	10	15	2535	DFT	16QAM	Edge_1RB_Right	18.52
n7	10	15	2535	DFT	16QAM	Outer_Full	18.58
n7	10	15	2535	DFT	64QAM	Inner_Full	18.19
n7	10	15	2535	DFT	64QAM	Edge_1RB_Left	17.83
n7	10	15	2535	DFT	64QAM	Edge_1RB_Right	18.12
n7	10	15	2535	DFT	64QAM	Outer_Full	18.02
n7	10	15	2535	DFT	256QAM	Inner_Full	16.18

n7	10	15	2535	DFT	256QAM	Edge_1RB_Left	16.53
n7	10	15	2535	DFT	256QAM	Edge_1RB_Right	16.52
n7	10	15	2535	DFT	256QAM	Outer_Full	16.17
n7	10	15	2535	CP	QPSK	Inner_Full	19.03
n7	10	15	2535	CP	QPSK	Edge_1RB_Left	17.52
n7	10	15	2535	CP	QPSK	Edge_1RB_Right	17.48
n7	10	15	2535	CP	QPSK	Outer_Full	17.69
n7	10	15	2535	CP	16QAM	Inner_Full	18.59
n7	10	15	2535	CP	16QAM	Edge_1RB_Left	17.63
n7	10	15	2535	CP	16QAM	Edge_1RB_Right	17.77
n7	10	15	2535	CP	16QAM	Outer_Full	17.72
n7	10	15	2535	CP	64QAM	Inner_Full	17.32
n7	10	15	2535	CP	64QAM	Edge_1RB_Left	16.85
n7	10	15	2535	CP	64QAM	Edge_1RB_Right	16.76
n7	10	15	2535	CP	64QAM	Outer_Full	17.26
n7	10	15	2535	CP	256QAM	Inner_Full	14.11
n7	10	15	2535	CP	256QAM	Edge_1RB_Left	14.48
n7	10	15	2535	CP	256QAM	Edge_1RB_Right	14.24
n7	10	15	2535	CP	256QAM	Outer_Full	14.17
n7	10	15	2565	DFT	pi/2 BPSK	Inner_Full	20.22
n7	10	15	2565	DFT	pi/2 BPSK	Edge_1RB_Left	19.58
n7	10	15	2565	DFT	pi/2 BPSK	Edge_1RB_Right	19.86
n7	10	15	2565	DFT	pi/2 BPSK	Outer_Full	19.70
n7	10	15	2565	DFT	QPSK	Inner_Full	20.27
n7	10	15	2565	DFT	QPSK	Edge_1RB_Left	19.16
n7	10	15	2565	DFT	QPSK	Edge_1RB_Right	19.37
n7	10	15	2565	DFT	QPSK	Outer_Full	19.25
n7	10	15	2565	DFT	16QAM	Inner_Full	19.28
n7	10	15	2565	DFT	16QAM	Edge_1RB_Left	18.16
n7	10	15	2565	DFT	16QAM	Edge_1RB_Right	18.37
n7	10	15	2565	DFT	16QAM	Outer_Full	18.27
n7	10	15	2565	DFT	64QAM	Inner_Full	17.76
n7	10	15	2565	DFT	64QAM	Edge_1RB_Left	17.45
n7	10	15	2565	DFT	64QAM	Edge_1RB_Right	17.64
n7	10	15	2565	DFT	64QAM	Outer_Full	17.68
n7	10	15	2565	DFT	256QAM	Inner_Full	15.67
n7	10	15	2565	DFT	256QAM	Edge_1RB_Left	15.97
n7	10	15	2565	DFT	256QAM	Edge_1RB_Right	16.16
n7	10	15	2565	DFT	256QAM	Outer_Full	15.73
n7	10	15	2565	CP	QPSK	Inner_Full	18.59
n7	10	15	2565	CP	QPSK	Edge_1RB_Left	17.05

n7	10	15	2565	CP	QPSK	Edge_1RB_Right	17.41
n7	10	15	2565	CP	QPSK	Outer_Full	17.41
n7	10	15	2565	CP	16QAM	Inner_Full	18.16
n7	10	15	2565	CP	16QAM	Edge_1RB_Left	17.33
n7	10	15	2565	CP	16QAM	Edge_1RB_Right	17.41
n7	10	15	2565	CP	16QAM	Outer_Full	17.31
n7	10	15	2565	CP	64QAM	Inner_Full	16.87
n7	10	15	2565	CP	64QAM	Edge_1RB_Left	16.32
n7	10	15	2565	CP	64QAM	Edge_1RB_Right	16.69
n7	10	15	2565	CP	64QAM	Outer_Full	16.82
n7	10	15	2565	CP	256QAM	Inner_Full	13.83
n7	10	15	2565	CP	256QAM	Edge_1RB_Left	13.93
n7	10	15	2565	CP	256QAM	Edge_1RB_Right	14.10
n7	10	15	2565	CP	256QAM	Outer_Full	13.89
n7	15	15	2507.5	DFT	$\pi/2$ BPSK	Inner_Full	20.23
n7	15	15	2507.5	DFT	$\pi/2$ BPSK	Edge_1RB_Left	19.68
n7	15	15	2507.5	DFT	$\pi/2$ BPSK	Edge_1RB_Right	19.83
n7	15	15	2507.5	DFT	$\pi/2$ BPSK	Outer_Full	19.75
n7	15	15	2507.5	DFT	QPSK	Inner_Full	20.43
n7	15	15	2507.5	DFT	QPSK	Edge_1RB_Left	19.22
n7	15	15	2507.5	DFT	QPSK	Edge_1RB_Right	19.37
n7	15	15	2507.5	DFT	QPSK	Outer_Full	19.41
n7	15	15	2507.5	DFT	16QAM	Inner_Full	19.29
n7	15	15	2507.5	DFT	16QAM	Edge_1RB_Left	18.09
n7	15	15	2507.5	DFT	16QAM	Edge_1RB_Right	18.51
n7	15	15	2507.5	DFT	16QAM	Outer_Full	18.25
n7	15	15	2507.5	DFT	64QAM	Inner_Full	17.91
n7	15	15	2507.5	DFT	64QAM	Edge_1RB_Left	17.35
n7	15	15	2507.5	DFT	64QAM	Edge_1RB_Right	17.80
n7	15	15	2507.5	DFT	64QAM	Outer_Full	17.77
n7	15	15	2507.5	DFT	256QAM	Inner_Full	15.80
n7	15	15	2507.5	DFT	256QAM	Edge_1RB_Left	16.14
n7	15	15	2507.5	DFT	256QAM	Edge_1RB_Right	15.96
n7	15	15	2507.5	DFT	256QAM	Outer_Full	15.97
n7	15	15	2507.5	CP	QPSK	Inner_Full	18.73
n7	15	15	2507.5	CP	QPSK	Edge_1RB_Left	17.17
n7	15	15	2507.5	CP	QPSK	Edge_1RB_Right	17.37
n7	15	15	2507.5	CP	QPSK	Outer_Full	17.48
n7	15	15	2507.5	CP	16QAM	Inner_Full	18.28
n7	15	15	2507.5	CP	16QAM	Edge_1RB_Left	17.36
n7	15	15	2507.5	CP	16QAM	Edge_1RB_Right	17.42

n7	15	15	2507.5	CP	16QAM	Outer_Full	17.54
n7	15	15	2507.5	CP	64QAM	Inner_Full	17.03
n7	15	15	2507.5	CP	64QAM	Edge_1RB_Left	16.82
n7	15	15	2507.5	CP	64QAM	Edge_1RB_Right	16.66
n7	15	15	2507.5	CP	64QAM	Outer_Full	17.00
n7	15	15	2507.5	CP	256QAM	Inner_Full	13.98
n7	15	15	2507.5	CP	256QAM	Edge_1RB_Left	13.98
n7	15	15	2507.5	CP	256QAM	Edge_1RB_Right	14.12
n7	15	15	2507.5	CP	256QAM	Outer_Full	13.91
n7	15	15	2535	DFT	pi/2 BPSK	Inner_Full	20.77
n7	15	15	2535	DFT	pi/2 BPSK	Edge_1RB_Left	20.23
n7	15	15	2535	DFT	pi/2 BPSK	Edge_1RB_Right	20.03
n7	15	15	2535	DFT	pi/2 BPSK	Outer_Full	20.24
n7	15	15	2535	DFT	QPSK	Inner_Full	20.81
n7	15	15	2535	DFT	QPSK	Edge_1RB_Left	19.76
n7	15	15	2535	DFT	QPSK	Edge_1RB_Right	19.70
n7	15	15	2535	DFT	QPSK	Outer_Full	19.75
n7	15	15	2535	DFT	16QAM	Inner_Full	19.79
n7	15	15	2535	DFT	16QAM	Edge_1RB_Left	18.61
n7	15	15	2535	DFT	16QAM	Edge_1RB_Right	18.71
n7	15	15	2535	DFT	16QAM	Outer_Full	18.74
n7	15	15	2535	DFT	64QAM	Inner_Full	18.30
n7	15	15	2535	DFT	64QAM	Edge_1RB_Left	17.97
n7	15	15	2535	DFT	64QAM	Edge_1RB_Right	17.77
n7	15	15	2535	DFT	64QAM	Outer_Full	18.29
n7	15	15	2535	DFT	256QAM	Inner_Full	16.30
n7	15	15	2535	DFT	256QAM	Edge_1RB_Left	16.63
n7	15	15	2535	DFT	256QAM	Edge_1RB_Right	16.49
n7	15	15	2535	DFT	256QAM	Outer_Full	16.39
n7	15	15	2535	CP	QPSK	Inner_Full	19.22
n7	15	15	2535	CP	QPSK	Edge_1RB_Left	17.72
n7	15	15	2535	CP	QPSK	Edge_1RB_Right	17.61
n7	15	15	2535	CP	QPSK	Outer_Full	17.89
n7	15	15	2535	CP	16QAM	Inner_Full	18.77
n7	15	15	2535	CP	16QAM	Edge_1RB_Left	17.79
n7	15	15	2535	CP	16QAM	Edge_1RB_Right	17.91
n7	15	15	2535	CP	16QAM	Outer_Full	17.90
n7	15	15	2535	CP	64QAM	Inner_Full	17.44
n7	15	15	2535	CP	64QAM	Edge_1RB_Left	16.85
n7	15	15	2535	CP	64QAM	Edge_1RB_Right	16.81
n7	15	15	2535	CP	64QAM	Outer_Full	17.41

n7	15	15	2535	CP	256QAM	Inner_Full	14.29
n7	15	15	2535	CP	256QAM	Edge_1RB_Left	14.63
n7	15	15	2535	CP	256QAM	Edge_1RB_Right	14.43
n7	15	15	2535	CP	256QAM	Outer_Full	14.30
n7	15	15	2562.5	DFT	pi/2 BPSK	Inner_Full	20.44
n7	15	15	2562.5	DFT	pi/2 BPSK	Edge_1RB_Left	19.74
n7	15	15	2562.5	DFT	pi/2 BPSK	Edge_1RB_Right	19.92
n7	15	15	2562.5	DFT	pi/2 BPSK	Outer_Full	19.92
n7	15	15	2562.5	DFT	QPSK	Inner_Full	20.46
n7	15	15	2562.5	DFT	QPSK	Edge_1RB_Left	19.25
n7	15	15	2562.5	DFT	QPSK	Edge_1RB_Right	19.54
n7	15	15	2562.5	DFT	QPSK	Outer_Full	19.50
n7	15	15	2562.5	DFT	16QAM	Inner_Full	19.40
n7	15	15	2562.5	DFT	16QAM	Edge_1RB_Left	18.48
n7	15	15	2562.5	DFT	16QAM	Edge_1RB_Right	18.53
n7	15	15	2562.5	DFT	16QAM	Outer_Full	18.39
n7	15	15	2562.5	DFT	64QAM	Inner_Full	17.99
n7	15	15	2562.5	DFT	64QAM	Edge_1RB_Left	18.09
n7	15	15	2562.5	DFT	64QAM	Edge_1RB_Right	18.00
n7	15	15	2562.5	DFT	64QAM	Outer_Full	17.96
n7	15	15	2562.5	DFT	256QAM	Inner_Full	16.03
n7	15	15	2562.5	DFT	256QAM	Edge_1RB_Left	16.31
n7	15	15	2562.5	DFT	256QAM	Edge_1RB_Right	16.65
n7	15	15	2562.5	DFT	256QAM	Outer_Full	16.10
n7	15	15	2562.5	CP	QPSK	Inner_Full	18.84
n7	15	15	2562.5	CP	QPSK	Edge_1RB_Left	17.35
n7	15	15	2562.5	CP	QPSK	Edge_1RB_Right	17.65
n7	15	15	2562.5	CP	QPSK	Outer_Full	17.63
n7	15	15	2562.5	CP	16QAM	Inner_Full	18.48
n7	15	15	2562.5	CP	16QAM	Edge_1RB_Left	17.52
n7	15	15	2562.5	CP	16QAM	Edge_1RB_Right	17.94
n7	15	15	2562.5	CP	16QAM	Outer_Full	17.64
n7	15	15	2562.5	CP	64QAM	Inner_Full	17.18
n7	15	15	2562.5	CP	64QAM	Edge_1RB_Left	16.52
n7	15	15	2562.5	CP	64QAM	Edge_1RB_Right	17.04
n7	15	15	2562.5	CP	64QAM	Outer_Full	17.16
n7	15	15	2562.5	CP	256QAM	Inner_Full	13.88
n7	15	15	2562.5	CP	256QAM	Edge_1RB_Left	14.20
n7	15	15	2562.5	CP	256QAM	Edge_1RB_Right	14.22
n7	15	15	2562.5	CP	256QAM	Outer_Full	13.95
n7	20	15	2510	DFT	pi/2 BPSK	Inner_Full	20.44

n7	20	15	2510	DFT	pi/2 BPSK	Edge_1RB_Left	19.51
n7	20	15	2510	DFT	pi/2 BPSK	Edge_1RB_Right	20.00
n7	20	15	2510	DFT	pi/2 BPSK	Outer_Full	19.91
n7	20	15	2510	DFT	QPSK	Inner_Full	20.42
n7	20	15	2510	DFT	QPSK	Edge_1RB_Left	19.21
n7	20	15	2510	DFT	QPSK	Edge_1RB_Right	19.72
n7	20	15	2510	DFT	QPSK	Outer_Full	19.38
n7	20	15	2510	DFT	16QAM	Inner_Full	19.49
n7	20	15	2510	DFT	16QAM	Edge_1RB_Left	18.27
n7	20	15	2510	DFT	16QAM	Edge_1RB_Right	18.58
n7	20	15	2510	DFT	16QAM	Outer_Full	18.42
n7	20	15	2510	DFT	64QAM	Inner_Full	17.91
n7	20	15	2510	DFT	64QAM	Edge_1RB_Left	17.35
n7	20	15	2510	DFT	64QAM	Edge_1RB_Right	17.90
n7	20	15	2510	DFT	64QAM	Outer_Full	17.90
n7	20	15	2510	DFT	256QAM	Inner_Full	16.13
n7	20	15	2510	DFT	256QAM	Edge_1RB_Left	16.17
n7	20	15	2510	DFT	256QAM	Edge_1RB_Right	16.64
n7	20	15	2510	DFT	256QAM	Outer_Full	16.04
n7	20	15	2510	CP	QPSK	Inner_Full	18.88
n7	20	15	2510	CP	QPSK	Edge_1RB_Left	17.17
n7	20	15	2510	CP	QPSK	Edge_1RB_Right	17.54
n7	20	15	2510	CP	QPSK	Outer_Full	17.53
n7	20	15	2510	CP	16QAM	Inner_Full	18.38
n7	20	15	2510	CP	16QAM	Edge_1RB_Left	17.26
n7	20	15	2510	CP	16QAM	Edge_1RB_Right	17.63
n7	20	15	2510	CP	16QAM	Outer_Full	17.53
n7	20	15	2510	CP	64QAM	Inner_Full	17.03
n7	20	15	2510	CP	64QAM	Edge_1RB_Left	16.48
n7	20	15	2510	CP	64QAM	Edge_1RB_Right	16.75
n7	20	15	2510	CP	64QAM	Outer_Full	17.06
n7	20	15	2510	CP	256QAM	Inner_Full	13.91
n7	20	15	2510	CP	256QAM	Edge_1RB_Left	13.87
n7	20	15	2510	CP	256QAM	Edge_1RB_Right	14.27
n7	20	15	2510	CP	256QAM	Outer_Full	13.92
n7	20	15	2535	DFT	pi/2 BPSK	Inner_Full	20.84
n7	20	15	2535	DFT	pi/2 BPSK	Edge_1RB_Left	20.15
n7	20	15	2535	DFT	pi/2 BPSK	Edge_1RB_Right	19.95
n7	20	15	2535	DFT	pi/2 BPSK	Outer_Full	20.27
n7	20	15	2535	DFT	QPSK	Inner_Full	20.82
n7	20	15	2535	DFT	QPSK	Edge_1RB_Left	19.56

n7	20	15	2535	DFT	QPSK	Edge_1RB_Right	19.65
n7	20	15	2535	DFT	QPSK	Outer_Full	19.76
n7	20	15	2535	DFT	16QAM	Inner_Full	19.81
n7	20	15	2535	DFT	16QAM	Edge_1RB_Left	18.55
n7	20	15	2535	DFT	16QAM	Edge_1RB_Right	18.59
n7	20	15	2535	DFT	16QAM	Outer_Full	18.77
n7	20	15	2535	DFT	64QAM	Inner_Full	18.28
n7	20	15	2535	DFT	64QAM	Edge_1RB_Left	17.93
n7	20	15	2535	DFT	64QAM	Edge_1RB_Right	17.71
n7	20	15	2535	DFT	64QAM	Outer_Full	18.33
n7	20	15	2535	DFT	256QAM	Inner_Full	16.37
n7	20	15	2535	DFT	256QAM	Edge_1RB_Left	16.05
n7	20	15	2535	DFT	256QAM	Edge_1RB_Right	16.43
n7	20	15	2535	DFT	256QAM	Outer_Full	16.37
n7	20	15	2535	CP	QPSK	Inner_Full	19.21
n7	20	15	2535	CP	QPSK	Edge_1RB_Left	17.49
n7	20	15	2535	CP	QPSK	Edge_1RB_Right	17.55
n7	20	15	2535	CP	QPSK	Outer_Full	17.84
n7	20	15	2535	CP	16QAM	Inner_Full	18.65
n7	20	15	2535	CP	16QAM	Edge_1RB_Left	17.71
n7	20	15	2535	CP	16QAM	Edge_1RB_Right	17.67
n7	20	15	2535	CP	16QAM	Outer_Full	17.91
n7	20	15	2535	CP	64QAM	Inner_Full	17.41
n7	20	15	2535	CP	64QAM	Edge_1RB_Left	16.77
n7	20	15	2535	CP	64QAM	Edge_1RB_Right	16.83
n7	20	15	2535	CP	64QAM	Outer_Full	17.39
n7	20	15	2535	CP	256QAM	Inner_Full	14.34
n7	20	15	2535	CP	256QAM	Edge_1RB_Left	14.34
n7	20	15	2535	CP	256QAM	Edge_1RB_Right	14.37
n7	20	15	2535	CP	256QAM	Outer_Full	14.33
n7	20	15	2560	DFT	pi/2 BPSK	Inner_Full	20.38
n7	20	15	2560	DFT	pi/2 BPSK	Edge_1RB_Left	19.74
n7	20	15	2560	DFT	pi/2 BPSK	Edge_1RB_Right	20.07
n7	20	15	2560	DFT	pi/2 BPSK	Outer_Full	19.93
n7	20	15	2560	DFT	QPSK	Inner_Full	20.40
n7	20	15	2560	DFT	QPSK	Edge_1RB_Left	19.23
n7	20	15	2560	DFT	QPSK	Edge_1RB_Right	19.68
n7	20	15	2560	DFT	QPSK	Outer_Full	19.46
n7	20	15	2560	DFT	16QAM	Inner_Full	19.39
n7	20	15	2560	DFT	16QAM	Edge_1RB_Left	18.31
n7	20	15	2560	DFT	16QAM	Edge_1RB_Right	18.49



n7	20	15	2560	DFT	16QAM	Outer_Full	18.46
n7	20	15	2560	DFT	64QAM	Inner_Full	17.88
n7	20	15	2560	DFT	64QAM	Edge_1RB_Left	17.71
n7	20	15	2560	DFT	64QAM	Edge_1RB_Right	17.91
n7	20	15	2560	DFT	64QAM	Outer_Full	17.97
n7	20	15	2560	DFT	256QAM	Inner_Full	15.96
n7	20	15	2560	DFT	256QAM	Edge_1RB_Left	16.50
n7	20	15	2560	DFT	256QAM	Edge_1RB_Right	16.60
n7	20	15	2560	DFT	256QAM	Outer_Full	16.07
n7	20	15	2560	CP	QPSK	Inner_Full	18.85
n7	20	15	2560	CP	QPSK	Edge_1RB_Left	17.18
n7	20	15	2560	CP	QPSK	Edge_1RB_Right	17.26
n7	20	15	2560	CP	QPSK	Outer_Full	17.51
n7	20	15	2560	CP	16QAM	Inner_Full	18.34
n7	20	15	2560	CP	16QAM	Edge_1RB_Left	17.70
n7	20	15	2560	CP	16QAM	Edge_1RB_Right	17.75
n7	20	15	2560	CP	16QAM	Outer_Full	17.63
n7	20	15	2560	CP	64QAM	Inner_Full	17.05
n7	20	15	2560	CP	64QAM	Edge_1RB_Left	16.90
n7	20	15	2560	CP	64QAM	Edge_1RB_Right	16.55
n7	20	15	2560	CP	64QAM	Outer_Full	17.11
n7	20	15	2560	CP	256QAM	Inner_Full	13.96
n7	20	15	2560	CP	256QAM	Edge_1RB_Left	14.33
n7	20	15	2560	CP	256QAM	Edge_1RB_Right	14.09
n7	20	15	2560	CP	256QAM	Outer_Full	13.95

## A.2 Emission Limit

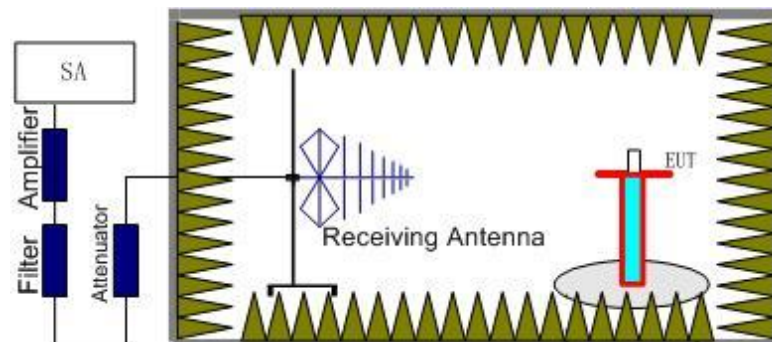
### **A.2.1 Measurement Method**

The measurements procedures in TIA-603E-2016 are used. This measurement is carried out in fully anechoic chamber FAC-3.

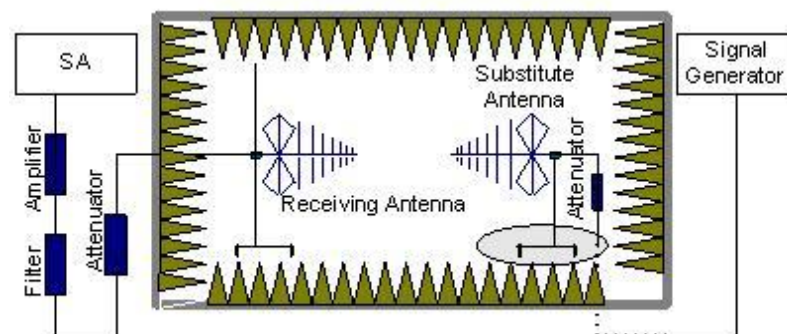
The spectrum was scanned from 30 MHz to the 10th harmonic of the highest frequency generated within the equipment, which is the transmitted carrier. The resolution bandwidth is set 1MHz. The spectrum was scanned with the mobile station transmitting at carrier frequencies that pertain to low, mid and high channels of each LTE Band.

#### **The procedure of radiated spurious emissions is as follows:**

1. EUT was placed on a 1.5-meter-high non-conductive stand at a 3-meter test distance from the receive antenna. A receiving antenna was placed on the antenna mast 3 meters from the EUT for emission measurements. The height of receiving antenna is 1.5m. The test setup refers to figure below. Detected emissions were maximized at each frequency by rotating the EUT through 360 and adjusting the receiving antenna polarization. The radiated emission measurements of all non-harmonic and harmonics of the transmit frequency through the 10th harmonic were measured with peak detector.



2. The EUT is then put into continuously transmitting mode at its maximum power level during the test. And the maximum value of the receiver should be recorded as (Pr).
3. The EUT shall be replaced by a substitution antenna. The test setup refers to figure below.



In the chamber, a substitution antenna for the frequency band of interest is placed at the reference point of the chamber. An RF Signal source for the frequency band of interest is connected to the substitution antenna with a cable that has been constructed to not interfere

with the radiation pattern of the antenna. A power ( $P_{Mea}$ ) is applied to the input of the substitution antenna. Adjust the level of the signal generator output until the value of the receiver reaches the previously recorded ( $P_r$ ). The power of signal source ( $P_{Mea}$ ) is recorded. The test should be performed by rotating the test item and adjusting the receiving antenna polarization.

4. The Path loss ( $P_{pl}$ ) between the Signal Source with the Substitution Antenna and the Substitution Antenna Gain ( $G_a$ ) should be recorded after test.

An amplifier should be connected in for the test.

The Path loss ( $P_{pl}$ ) is the summation of the cable loss and the gain of the amplifier.

The measurement results are obtained as described below:

$$\text{Power (EIRP)} = P_{Mea} + P_{pl} + G_a$$

5. This value is EIRP since the measurement is calibrated using an antenna of known gain (unit: dBi) and known input power.
6. ERP can be calculated from EIRP by subtracting the gain of the dipole,  $ERP = EIRP - 2.15\text{dB}$ .

### A.2.2 Measurement Limit

Part 22.917 specify that the power of any emission outside of the authorized operating frequency ranges must be attenuated below the transmitting power ( $P$ ) by a factor of at least  $43 + 10 \log(P)$  dB.

Part 27.53(m) specifies for mobile digital stations, the attenuation factor shall be not less than  $40 + 10 \log(P)$  dB on all frequencies between the channel edge and 5 megahertz from the channel edge,  $43 + 10 \log(P)$  dB on all frequencies between 5 megahertz and X megahertz from the channel edge, and  $55 + 10 \log(P)$  dB on all frequencies more than X megahertz from the channel edge, where X is the greater of 6 megahertz or the actual emission bandwidth as defined in paragraph (m)(6) of this section. In addition, the attenuation factor shall not be less that  $43 + 10 \log(P)$  dB on all frequencies between 2490.5 MHz and 2496 MHz and  $55 + 10 \log(P)$  dB at or below 2490.5 MHz. Mobile Satellite Service licensees operating on frequencies below 2495 MHz may also submit a documented interference complaint against BRS licensees operating on channel BRS Channel 1 on the same terms and conditions as adjacent channel BRS or EBS licensees.

### A.2.3 Measurement Results

Radiated emissions measurements were made only at the upper, middle, and lower carrier frequencies of each LTE Band. It was decided that measurements at these three carrier frequencies would be sufficient to demonstrate compliance with emissions limits because it was seen that all the significant spurs occur well outside the band and no radiation was seen from a carrier in one block of each LTE Band into any of the other blocks. The equipment must still, however, meet emissions requirements with the carrier at all frequencies over which it is capable of operating and it is the manufacturer's responsibility to verify this. The range of evaluated frequency is from 30MHz to 26GHz.

Note: For the test results, all test configuration and test mode had been tested. But only the worst cases were shown in test report.

**5G NR SA n5, 20MHz, QPSK, Channel 166800**

Frequency (MHz)	P <sub>Mea</sub> (dBm)	Path Loss(dB)	Antenna Gain(dBi)	Correction (dB)	Peak ERP (dBm)	Limit (dBm)	Margin (dB)	Polarization
1655.51	-59.77	3.57	5.22	2.15	-60.27	-13.00	47.27	V
2500.50	-45.08	4.62	6.10	2.15	-45.75	-13.00	32.75	V
3330.02	-53.63	5.30	7.79	2.15	-53.29	-13.00	40.29	V
4165.02	-54.29	6.13	9.07	2.15	-53.50	-13.00	40.50	V
5004.51	-53.66	6.60	9.91	2.15	-52.50	-13.00	39.50	V
5843.01	-52.87	7.21	10.53	2.15	-51.70	-13.00	38.70	H

**5G NR SA n5, 20MHz, QPSK, Channel 167300**

Frequency (MHz)	P <sub>Mea</sub> (dBm)	Path Loss(dB)	Antenna Gain(dBi)	Correction (dB)	Peak ERP (dBm)	Limit (dBm)	Margin (dB)	Polarization
1672.01	-55.50	3.58	5.19	2.15	-56.04	-13.00	43.04	H
2508.00	-44.74	4.63	6.11	2.15	-45.41	-13.00	32.41	H
3343.52	-54.43	5.31	7.82	2.15	-54.07	-13.00	41.07	H
4182.02	-54.36	6.17	9.08	2.15	-53.60	-13.00	40.60	V
5021.51	-53.94	6.57	9.93	2.15	-52.73	-13.00	39.73	V
5859.51	-53.06	7.27	10.53	2.15	-51.95	-13.00	38.95	V

**5G NR SA n5, 20MHz, QPSK, Channel 167800**

Frequency (MHz)	P <sub>Mea</sub> (dBm)	Path Loss(dB)	Antenna Gain(dBi)	Correction (dB)	Peak ERP (dBm)	Limit (dBm)	Margin (dB)	Polarization
1674.51	-59.84	3.58	5.19	2.15	-60.38	-13.00	47.38	V
2515.50	-47.34	4.64	6.13	2.15	-48.00	-13.00	35.00	H
3345.02	-53.91	5.31	7.83	2.15	-53.54	-13.00	40.54	H
4200.02	-53.57	6.21	9.10	2.15	-52.83	-13.00	39.83	V
5035.01	-54.56	6.59	9.95	2.15	-53.35	-13.00	40.35	H
5874.01	-53.49	7.31	10.53	2.15	-52.42	-13.00	39.42	H

**5G NR SA n7, 20MHz, QPSK, Channel 502000**

Frequency (MHz)	P <sub>Mea</sub> (dBm)	Path Loss(dB)	Antenna Gain(dBi)	Peak EIRP (dBm)	Limit (dBm)	Margin (dB)	Polarization
5012.01	-55.79	6.58	9.92	-52.45	-25.00	27.45	V
7544.01	-53.95	8.21	12.24	-49.92	-25.00	24.92	V
10018.01	-51.96	9.23	12.91	-48.28	-25.00	23.28	V
12574.00	-48.75	10.39	13.24	-45.90	-25.00	20.90	H
15083.00	-45.18	11.33	13.95	-42.56	-25.00	17.56	H
17565.00	-43.17	12.97	14.99	-41.15	-25.00	16.15	V

**5G NR SA n7, 20MHz, QPSK, Channel 507000**

Frequency (MHz)	P <sub>Mea</sub> (dBm)	Path Loss(dB)	Antenna Gain(dBi)	Peak EIRP (dBm)	Limit (dBm)	Margin (dB)	Polarization
5069.01	-53.37	6.68	10.00	-50.05	-25.00	25.05	V
7620.01	-51.90	8.06	12.30	-47.66	-25.00	22.66	H
10169.01	-51.71	9.35	12.97	-48.09	-25.00	23.09	H
12664.00	-48.64	10.36	13.30	-45.70	-25.00	20.70	H
15196.00	-45.76	11.40	13.88	-43.28	-25.00	18.28	H
17741.00	-44.35	12.41	15.24	-41.52	-25.00	16.52	H

**5G NR SA n7, 20MHz, QPSK, Channel 512000**

Frequency (MHz)	P <sub>Mea</sub> (dBm)	Path Loss(dB)	Antenna Gain(dBi)	Peak EIRP (dBm)	Limit (dBm)	Margin (dB)	Polarization
5123.01	-52.11	6.84	10.07	-48.88	-25.00	23.88	H
7690.01	-51.07	8.38	12.35	-47.10	-25.00	22.10	V
10268.01	-51.64	9.53	13.01	-48.16	-25.00	23.16	V
12823.00	-48.48	10.71	13.39	-45.80	-25.00	20.80	V
15345.00	-44.65	11.33	13.79	-42.19	-25.00	17.19	H
17904.00	-43.69	12.88	15.47	-41.10	-25.00	16.10	V

Note1: The measurement results showed here are worst cases.

Note2: The maximum value of expanded measurement uncertainty for this test item is  $U = 5.16$  dB,  $k = 2$ .

## **A.3 Frequency Stability**

### **A.3.1 Method of Measurement**

Frequency stability is a measure of the frequency drift due to temperature and supply voltage variations, with reference to the frequency measured at +20 °C and rated supply voltage. Two reference points are established at the applicable unwanted emissions limit using a RBW equal to the RBW required by the unwanted emissions specification of the applicable regulatory standard. These reference points measured using the lowest and highest channel of operation shall be identified as  $F_L$  and  $F_H$  respectively.

In order to measure the carrier frequency under the condition of AFC lock, it is necessary to make measurements with the EUT in a “call mode”. This is accomplished with the use of UXM.

1. Measure the carrier frequency at room temperature.
2. Subject the EUT to overnight soak at -30°C.
3. With the EUT, powered via nominal voltage, connected to the UXM, and in a simulated call on middle channel for each NR band, measure the carrier frequency. These measurements should be made within 2 minutes of Powering up the EUT, to prevent significant self-warming.
4. Repeat the above measurements at 10°C increments from -30°C to +50°C. Allow at least 1.5 hours at each temperature, unpowered, before making measurements.
5. Re-measure carrier frequency at room temperature with nominal voltage. Vary supply voltage from minimum voltage to maximum voltage, in 0.1Volt increments re-measuring carrier frequency at each voltage. Pause at nominal voltage for 1.5 hours unpowered, to allow any self-heating to stabilize, before continuing.
6. Subject the EUT to overnight soak at +50°C.
7. With the EUT, powered via nominal voltage, connected to the UXM and in a simulated call on the center channel, measure the carrier frequency. These measurements should be made within 2 minutes of Powering up the EUT, to prevent significant self-warming.
8. Repeat the above measurements at 10 °C increments from -30°C to +50°C. Allow at least 1.5 hours at each temperature, unpowered, before making measurements.
9. At all temperature levels hold the temperature to +/- 0.5°C during the measurement procedure.

The frequency stability shall be sufficient to ensure that the fundamental emission stays within the authorized frequency block. As this transceiver is considered "Hand carried, battery powered equipment" Section 2.1055(d)(2) applies. This requires that the lower voltage for frequency stability testing be specified by the manufacturer. This transceiver is specified to operate with an input voltage of the lower, higher and nominal voltage. Operation above or below these voltage limits is prohibited by transceiver software in order to prevent improper operation as well as to protect components from overstress.

### A.3.2 Measurement results

n5

#### Frequency Error vs Voltage

Temperature(°C)	Voltage(V)	F <sub>L</sub> (MHz)	F <sub>H</sub> (MHz)	Offset(Hz)	Frequency error(ppm)
20	3.87	824.240	847.640		
50				-2.90	0.0035
40				-3.00	0.0036
30				-5.60	0.0067
10				-5.70	0.0068
0				-6.90	0.0082
-10				-4.10	0.0049
-20				-4.10	0.0049
-30				-4.70	0.0056

#### Frequency Error vs Voltage

Voltage(V)	Temperature(°C)	F <sub>L</sub> (MHz)	F <sub>H</sub> (MHz)	Offset(Hz)	Frequency error(ppm)
3.45	20	824.240	847.640	-3.30	0.0039
4.45				-5.30	0.0063

n7

#### Frequency Error vs Voltage

Temperature(°C)	Voltage(V)	F <sub>L</sub> (MHz)	F <sub>H</sub> (MHz)	Offset(Hz)	Frequency error(ppm)
20	3.87	2500.280	2568.600		
50				-4.10	0.0016
40				-6.20	0.0024
30				-6.50	0.0026
10				-7.10	0.0028
0				-5.20	0.0021
-10				-0.10	0.0000
-20				-5.00	0.0020
-30				-3.90	0.0015

#### Frequency Error vs Voltage

Voltage(V)	Temperature(°C)	F <sub>L</sub> (MHz)	F <sub>H</sub> (MHz)	Offset(Hz)	Frequency error(ppm)
3.45	20	2500.280	2568.600	-4.70	0.0019
4.45				-12.50	0.0049

#### **A.4 Occupied Bandwidth**

Occupied bandwidth measurements are only provided for selected frequencies in order to reduce the amount of submitted data. Data were taken at the mid frequencies frequency. The table below lists the measured 99% BW. Spectrum analyzer plots are included on the following pages.

The measurement method is from ANSI C63.26:

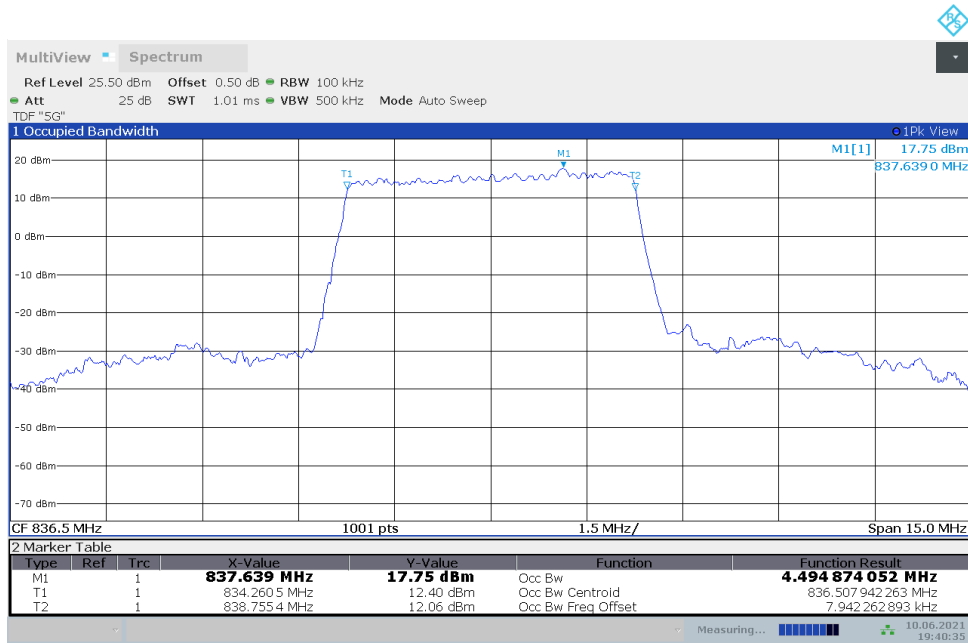
- a) The spectrum analyzer center frequency is set to the nominal EUT channel center frequency. The frequency span for the spectrum analyzer shall be set wide enough to capture all modulation products including the emission skirts.
- b) The nominal IF filter 3 dB bandwidth (RBW) shall be in the range of 1% to 5% of the anticipated OBW, and the VBW shall be set  $\geq 3 \times$  RBW.
- c) Set the reference level of the instrument as required to prevent the signal amplitude from exceeding the maximum spectrum analyzer input mixer level for linear operation.
- d) Set the detection mode to peak, and the trace mode to max-hold.



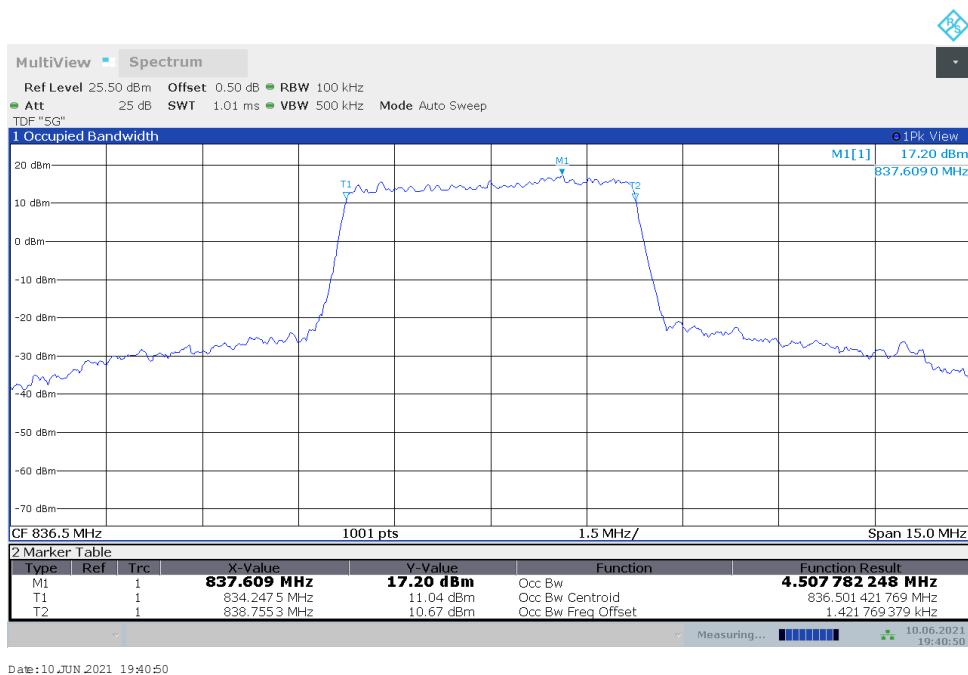
n5  
n5,5MHz(99%)

Frequency (MHz)	Occupied Bandwidth (99%) (MHz)	
	DFT-s-pi/2 BPSK	DFT-s-QPSK
836.5	4.495	4.508

n5,5MHz Bandwidth,DFT-s-pi/2 BPSK (99% BW)

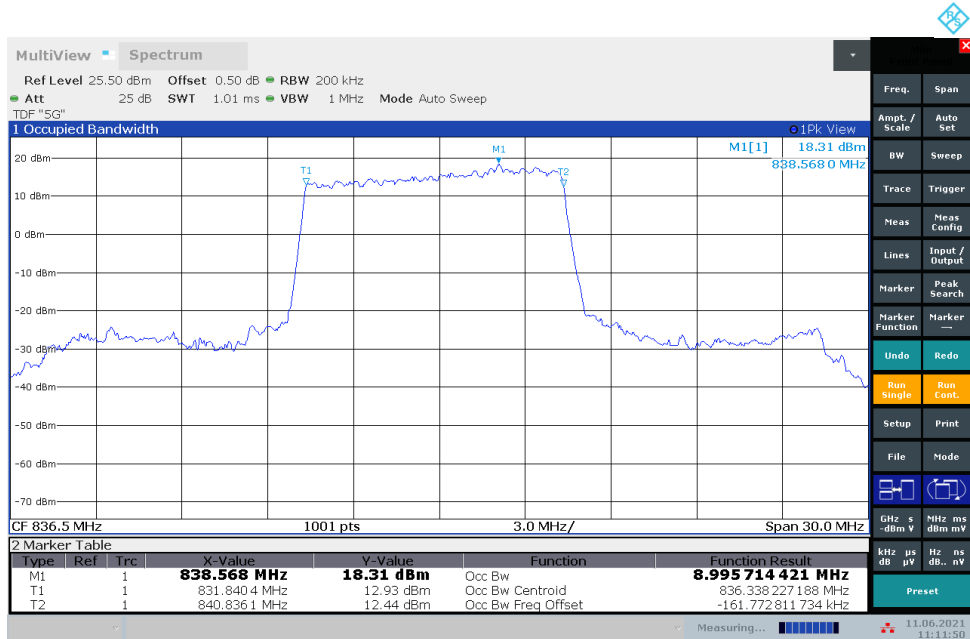


n5,5MHz Bandwidth,DFT-s-QPSK (99% BW)

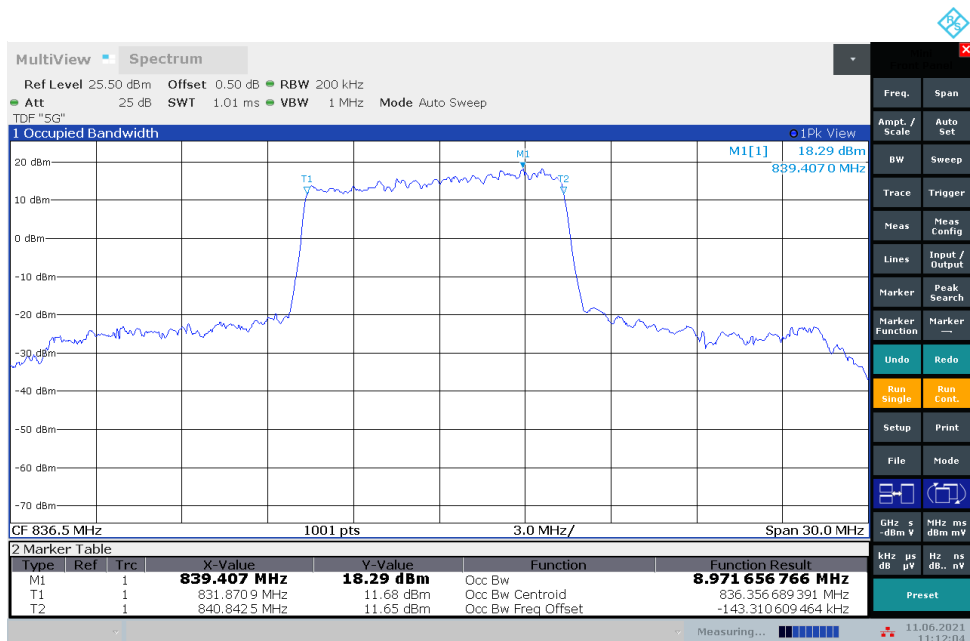


**n5,10MHz(99%)**

Frequency (MHz)	Occupied Bandwidth (99%) (MHz)	
	DFT-s-pi/2 BPSK	DFT-s-QPSK
836.5	8.996	8.972

**n5,10MHz Bandwidth,DFT-s-pi/2 BPSK (99% BW)**


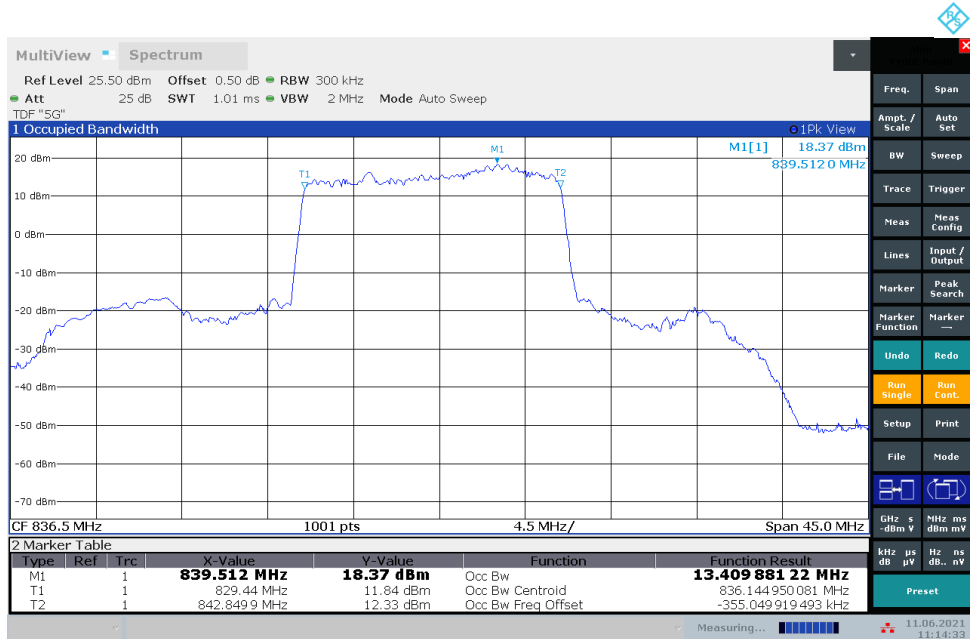
Date:11 JUN 2021 11:11:50

**n5,10MHz Bandwidth,DFT-s-QPSK (99% BW)**


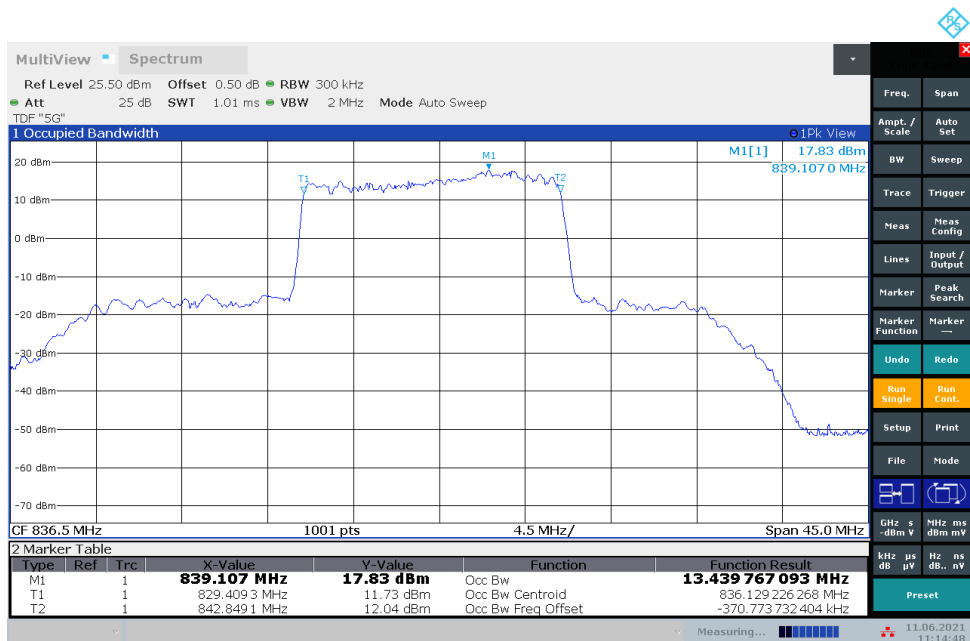
Date:11 JUN 2021 11:12:04

**n5,15MHz(99%)**

Frequency (MHz)	Occupied Bandwidth (99%) (MHz)	
	DFT-s-pi/2 BPSK	DFT-s-QPSK
836.5	13.410	13.440

**n5,15MHz Bandwidth,DFT-s-pi/2 BPSK (99% BW)**


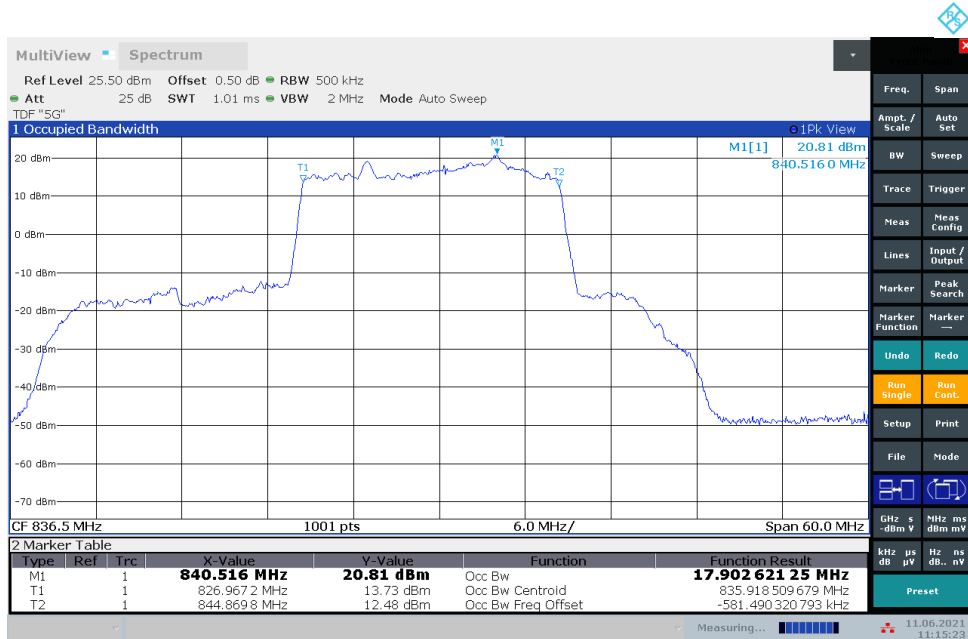
Date:11 JUN 2021 11:14:33

**n5,15MHz Bandwidth,DFT-s-QPSK (99% BW)**


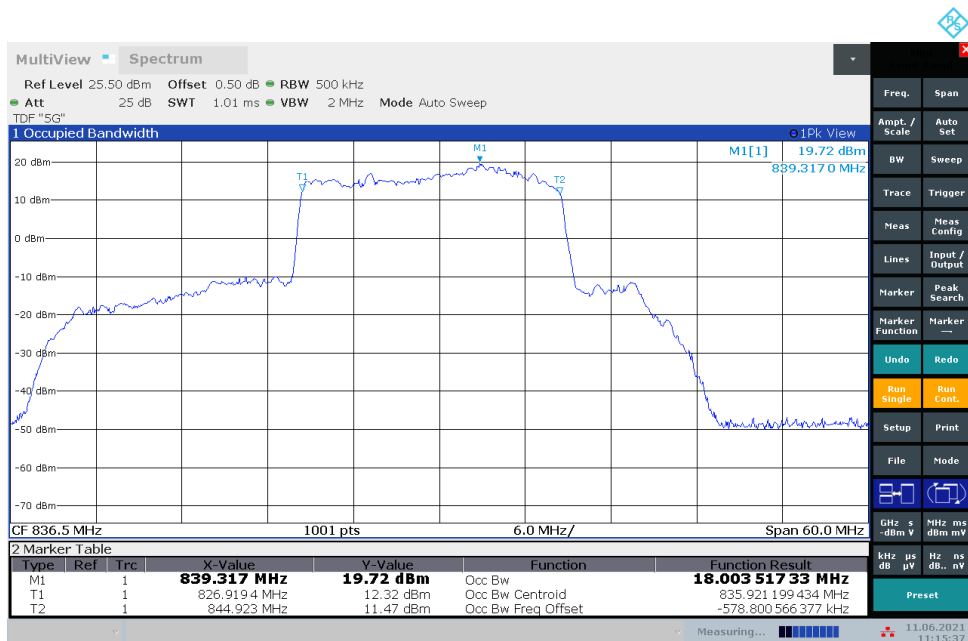
Date:11 JUN 2021 11:14:48

**n5,20MHz(99%)**

Frequency (MHz)	Occupied Bandwidth (99%) (MHz)	
	DFT-s-pi/2 BPSK	DFT-s-QPSK
836.5	17.903	18.004

**n5,20MHz Bandwidth,DFT-s-pi/2 BPSK (99% BW)**


Date:11 JUN 2021 11:15:23

**n5,20MHz Bandwidth,DFT-s-QPSK (99% BW)**


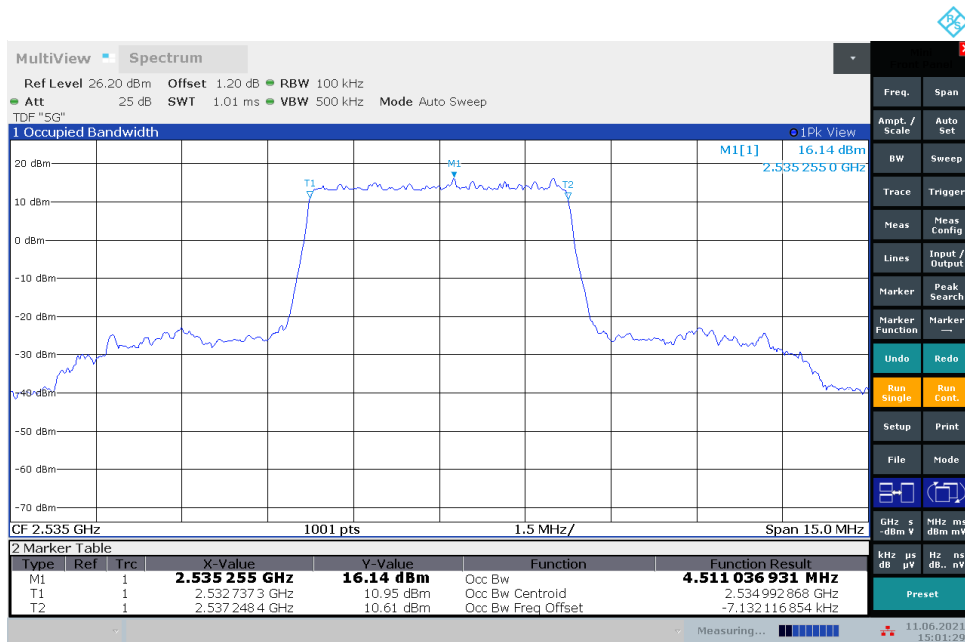
Date:11 JUN 2021 11:15:38

n7

n7,5MHz(99%)

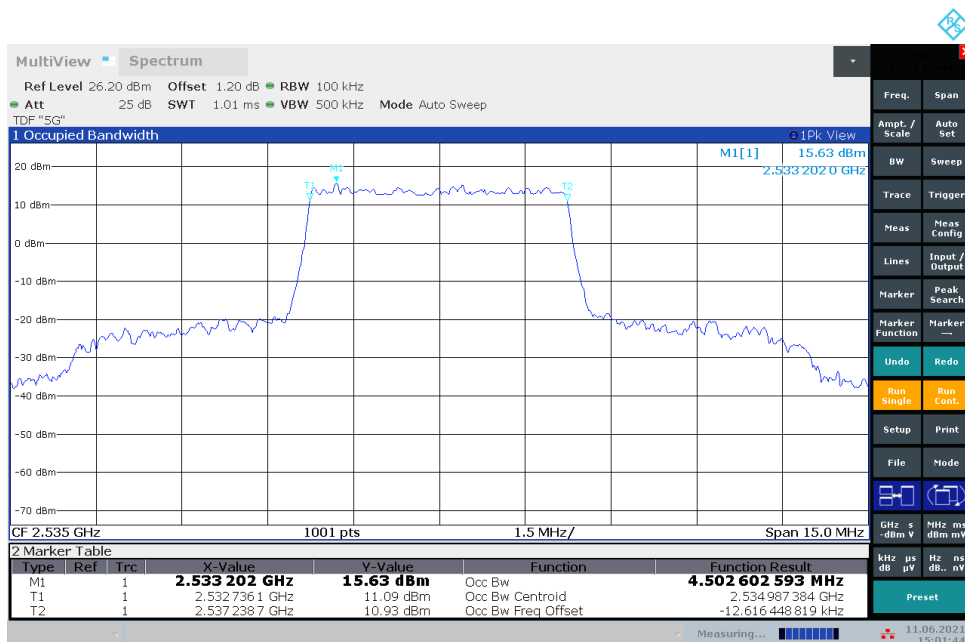
Frequency (MHz)	Occupied Bandwidth (99%) (MHz)	
	DFT-s-pi/2 BPSK	DFT-s-QPSK
2535	4.511	4.503

n7,5MHz Bandwidth,DFT-s-pi/2 BPSK (99% BW)



Date:11 JUN 2021 15:01:30

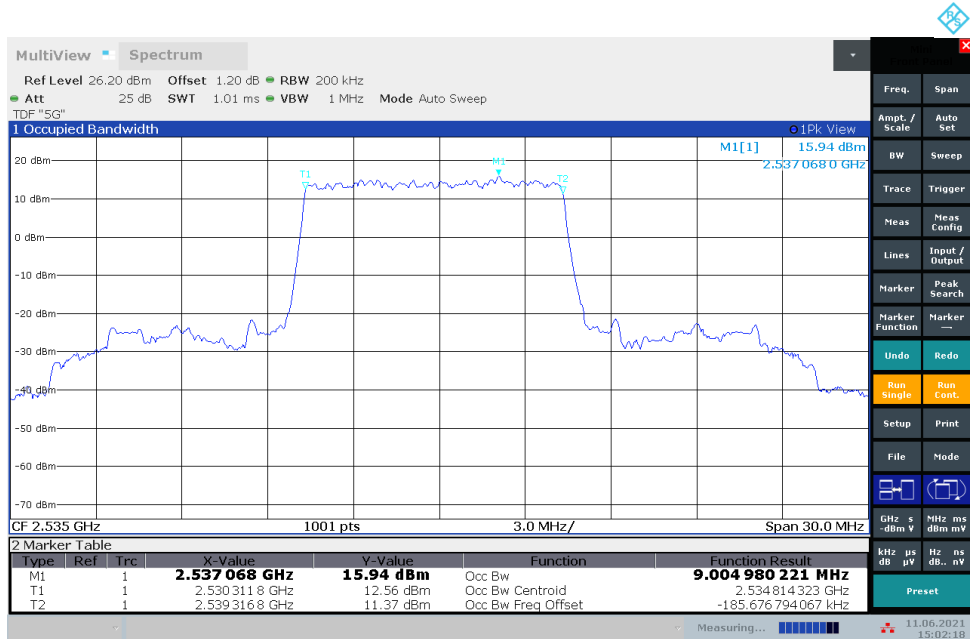
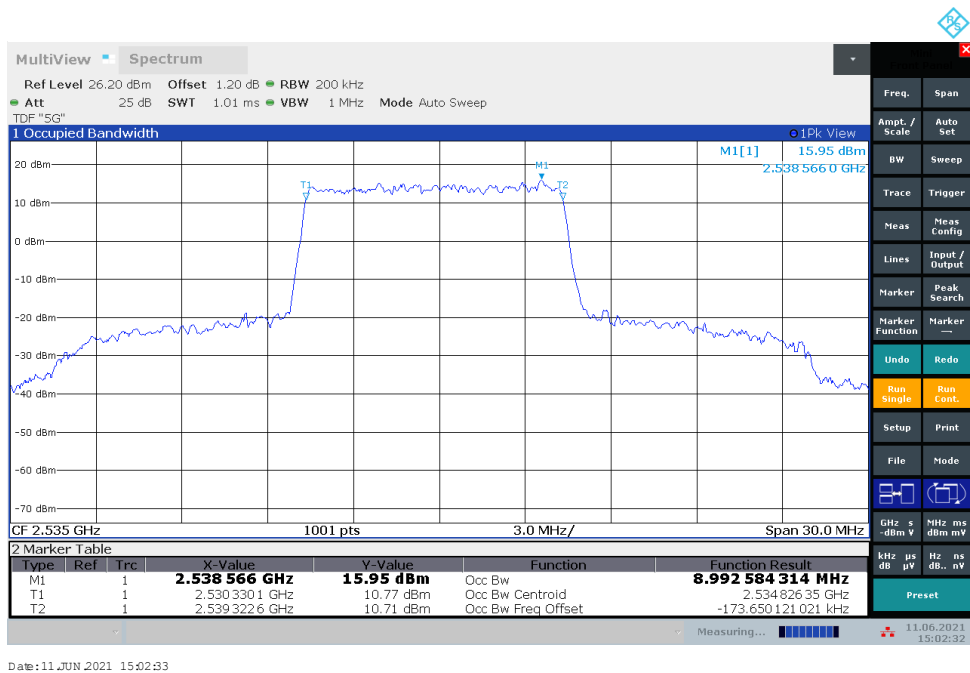
n7,5MHz Bandwidth,DFT-s-QPSK (99% BW)



Date:11 JUN 2021 15:01:44

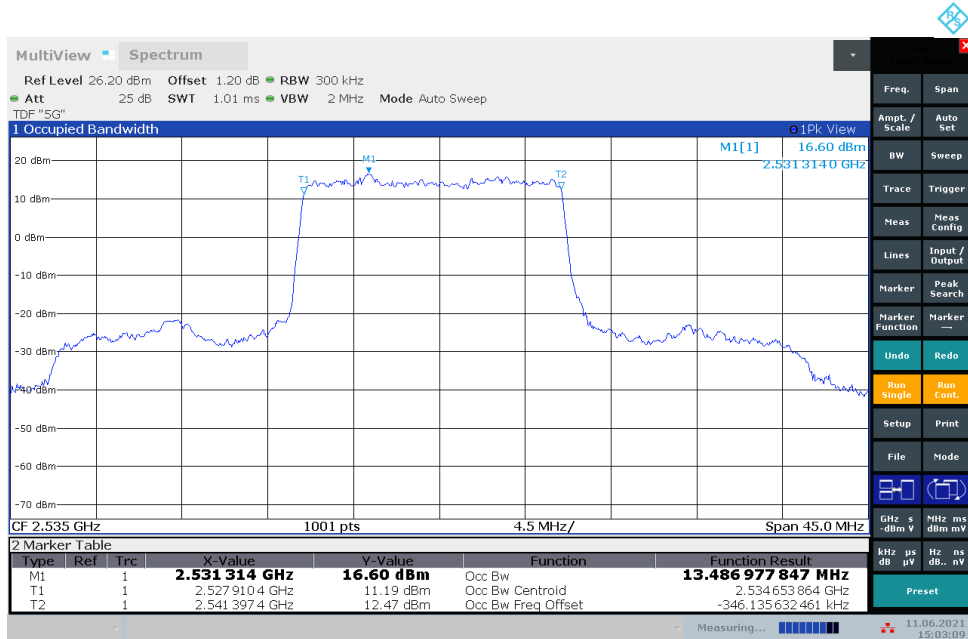
**n7,10MHz(99%)**

Frequency (MHz)	Occupied Bandwidth (99%) (MHz)	
	DFT-s-pi/2 BPSK	DFT-s-QPSK
2535	9.005	8.993

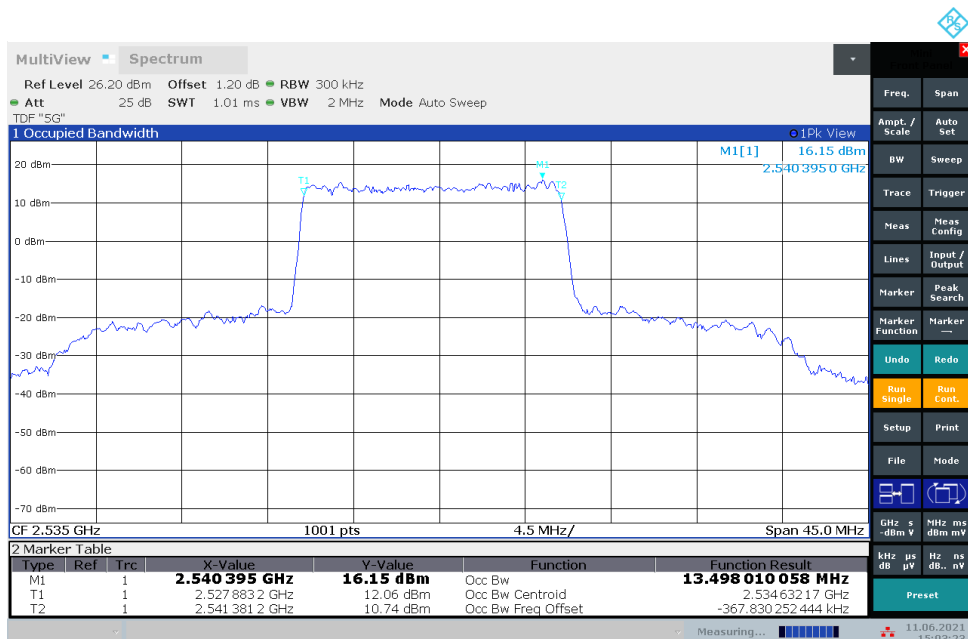
**n7,10MHz Bandwidth,DFT-s-pi/2 BPSK (99% BW)**

**n7,10MHz Bandwidth,DFT-s-QPSK (99% BW)**


**n7,15MHz(99%)**

Frequency (MHz)	Occupied Bandwidth (99%) (MHz)	
	DFT-s-pi/2 BPSK	DFT-s-QPSK
2535	13.487	13.498

**n7,15MHz Bandwidth,DFT-s-pi/2 BPSK (99% BW)**


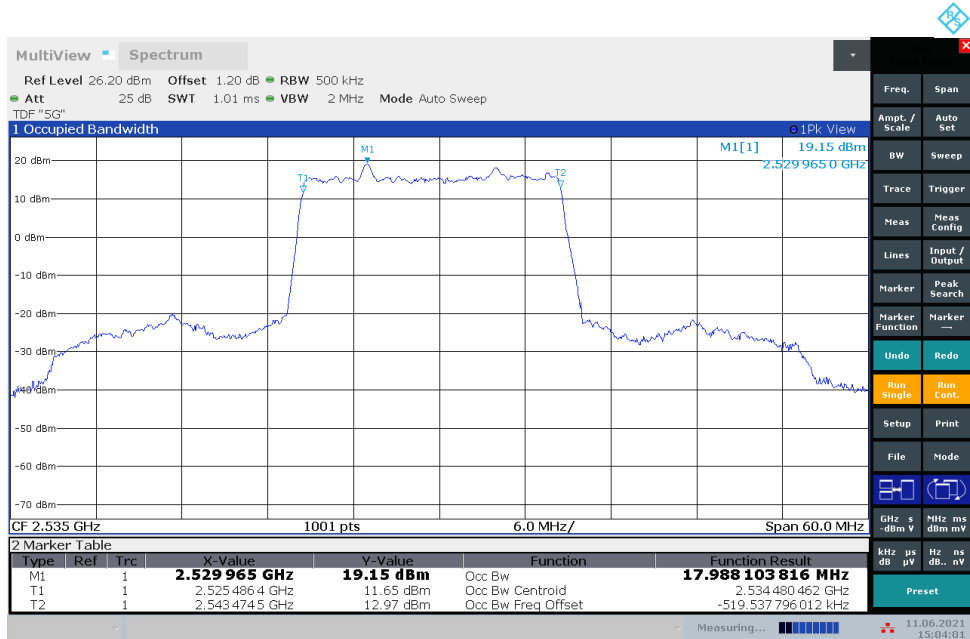
Date:11 JUN 2021 15:03:09

**n7,15MHz Bandwidth,DFT-s-QPSK (99% BW)**


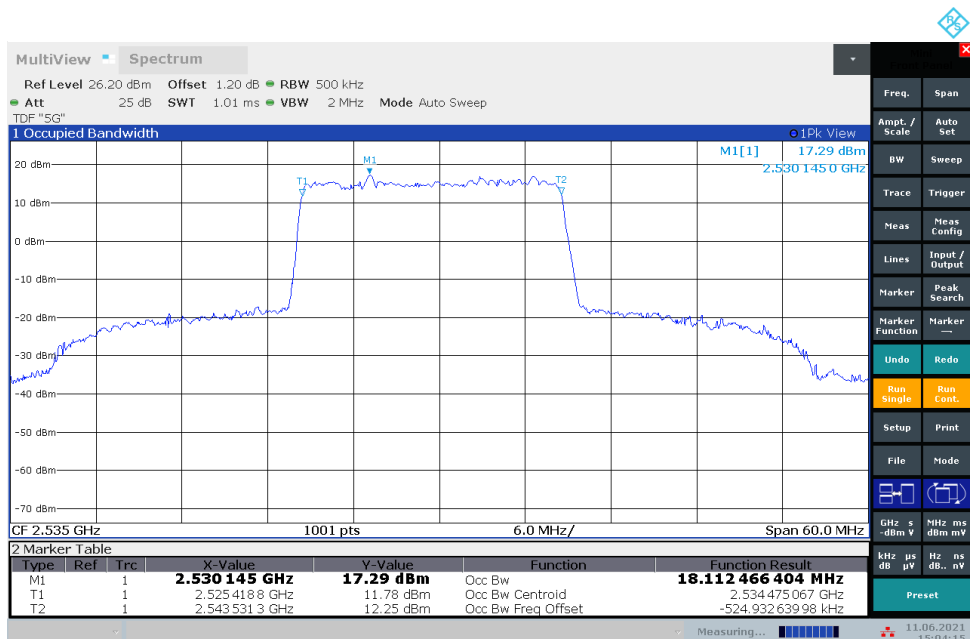
Date:11 JUN 2021 15:03:23

**n7,20MHz(99%)**

Frequency (MHz)	Occupied Bandwidth (99%) (MHz)	
	DFT-s-pi/2 BPSK	DFT-s-QPSK
2535	17.988	18.112

**n7,20MHz Bandwidth,DFT-s-pi/2 BPSK (99% BW)**


Date:11 JUN 2021 15:04:00

**n7,20MHz Bandwidth,DFT-s-QPSK (99% BW)**


Date:11 JUN 2021 15:04:15



## **A.5 Emission Bandwidth**

The emission bandwidth is defined as the width of the signal between two points, one below the carrier center frequency and one above the carrier center frequency, outside of which all emissions are attenuated at least 26 dB below the transmitter power. Table below lists the measured -26dBc BW. Spectrum analyzer plots are included on the following pages.

The measurement method is from ANSI C63.26:

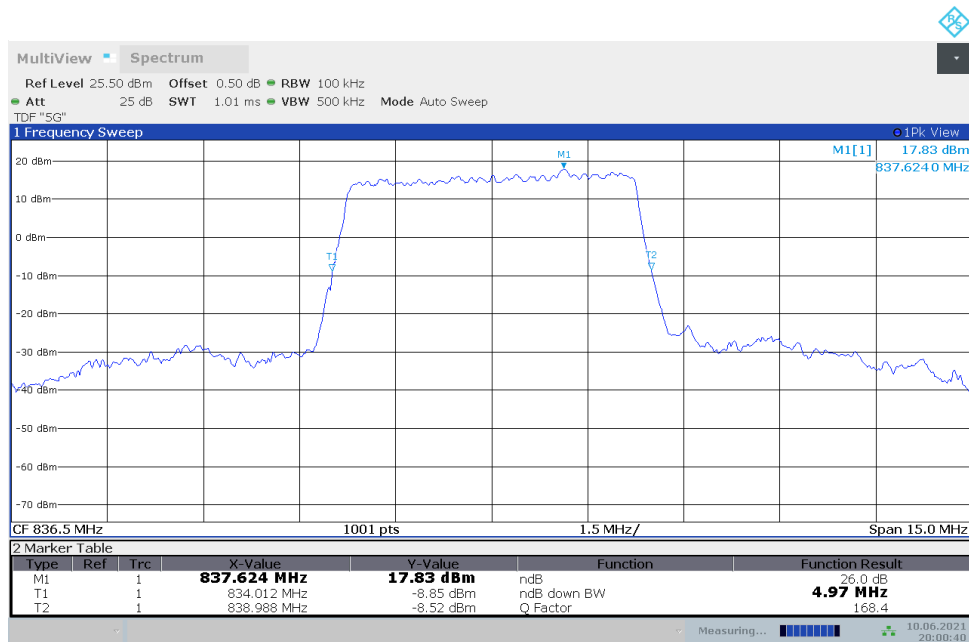
- a) The spectrum analyzer center frequency is set to the nominal EUT channel center frequency. The span range for the spectrum analyzer shall be wide enough to see sufficient roll off of the signal to make the measurement.
- b) The nominal RBW shall be in the range of 1% to 5% of the anticipated OBW, and the VBW shall be set  $\geq 3 \times$  RBW.
- c) Set the reference level of the instrument as required to prevent the signal amplitude from exceeding the maximum spectrum analyzer input mixer level for linear operation.
- d) The dynamic range of the spectrum analyzer at the selected RBW shall be more than 10 dB below the target “-X dB” requirement, i.e., if the requirement calls for measuring the -26 dB OBW, the spectrum analyzer noise floor at the selected RBW shall be at least 36 dB below the reference level.
- e) Set spectrum analyzer detection mode to peak, and the trace mode to max hold.

n5

n5,5MHz(-26dBc)

Frequency (MHz)	Emission Bandwidth (-26dBc) (MHz)	
	DFT-s-pi/2 BPSK	DFT-s-QPSK
836.5	4.975	4.975

n5,5MHz Bandwidth,DFT-s-pi/2 BPSK (-26dBc BW)



Date: 10 JUN 2021 20:00:40

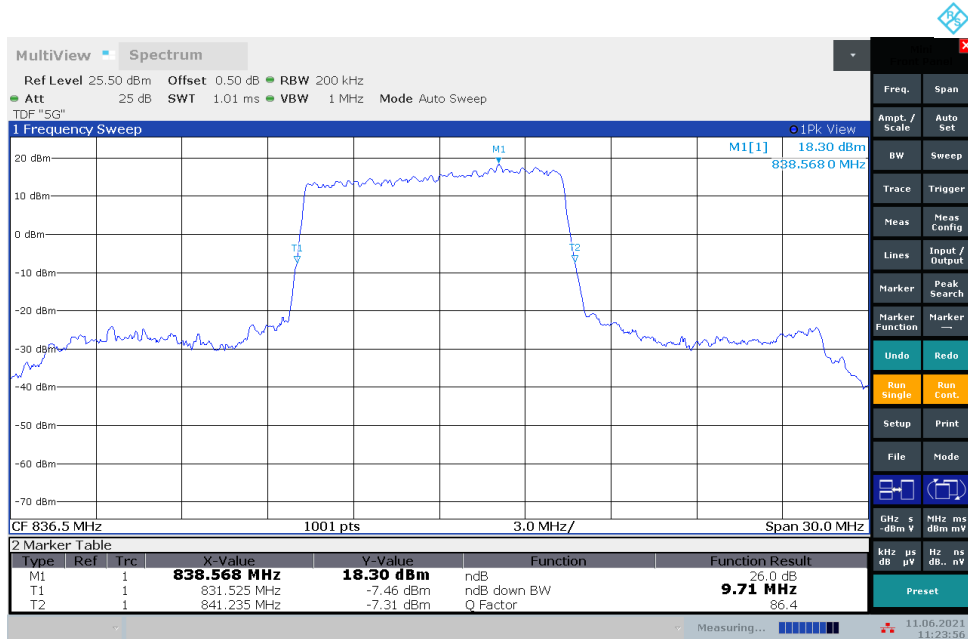
n5,5MHz Bandwidth,DFT-s-QPSK (-26dBc BW)



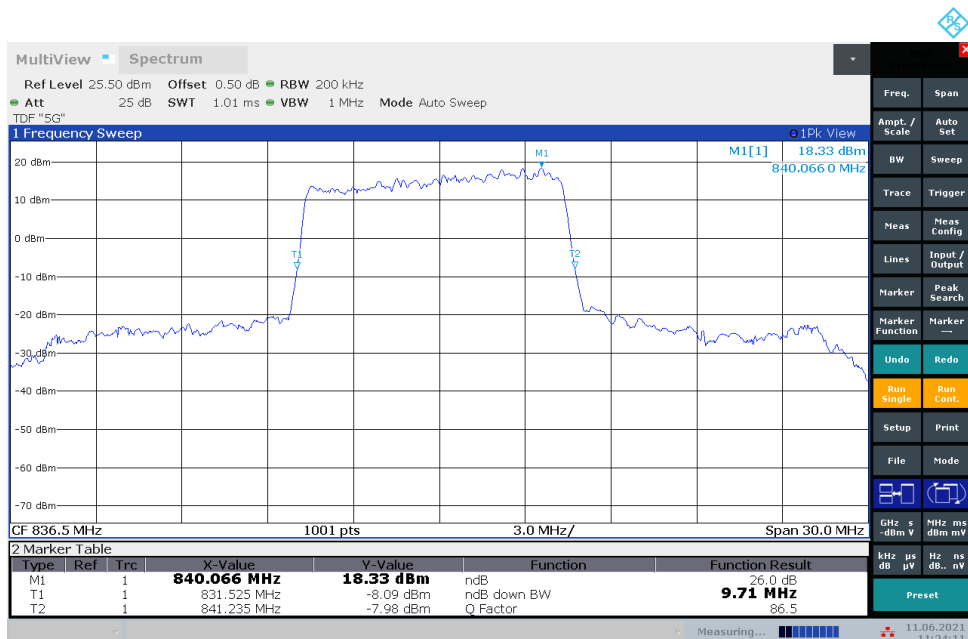
Date: 10 JUN 2021 20:00:55

**n5,10MHz(-26dBc)**

Frequency (MHz)	Emission Bandwidth (-26dBc) (MHz)	
	DFT-s-pi/2 BPSK	DFT-s-QPSK
836.5	9.710	9.710

**n5,10MHz Bandwidth,DFT-s-pi/2 BPSK (-26dBc BW)**


Date:11 JUN 2021 11:23:57

**n5,10MHz Bandwidth,DFT-s-QPSK (-26dBc BW)**


Date:11 JUN 2021 11:24:12

### n5,15MHz(-26dBc)

Frequency (MHz)	Emission Bandwidth (-26dBc) (MHz)	
	DFT-s-pi/2 BPSK	DFT-s-QPSK
836.5	14.431	14.386

### n5,15MHz Bandwidth,DFT-s-pi/2 BPSK (-26dBc BW)



Date:11 JUN 2021 11:24:46

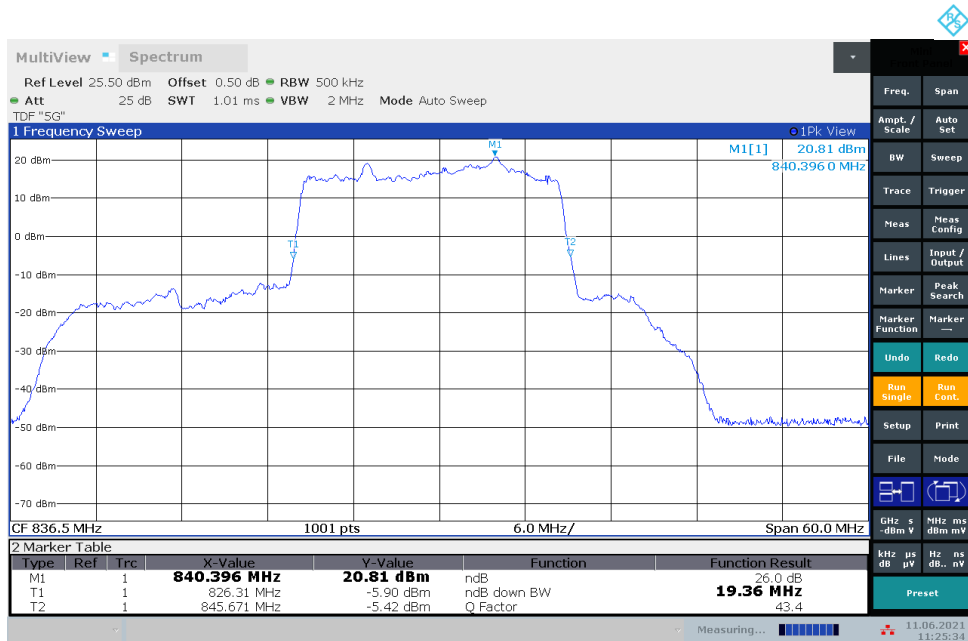
### n5,15MHz Bandwidth,DFT-s-QPSK (-26dBc BW)



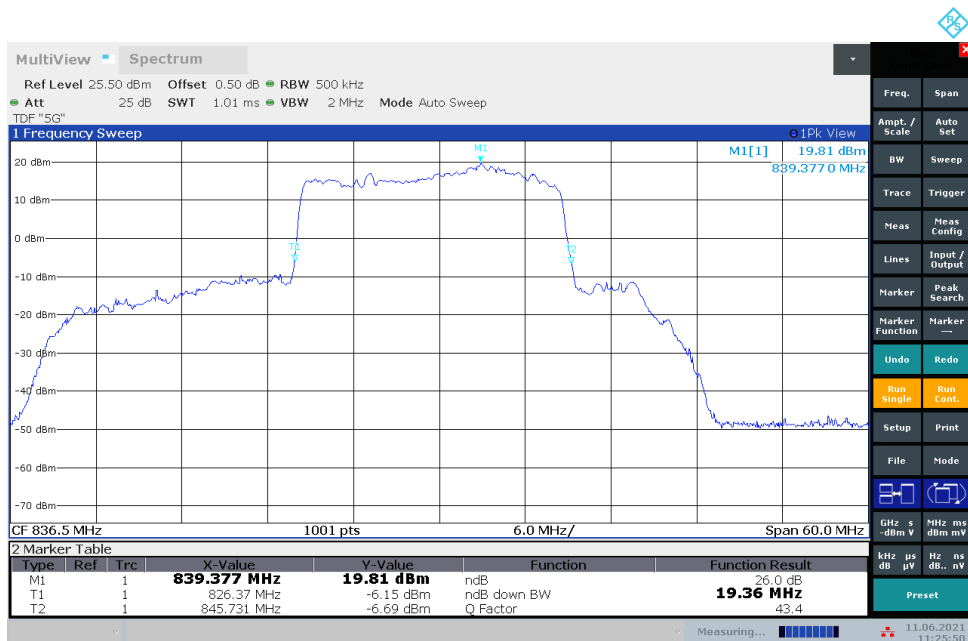
Date:11 JUN 2021 11:25:01

**n5,20MHz(-26dBc)**

Frequency (MHz)	Emission Bandwidth (-26dBc) (MHz)	
	DFT-s-pi/2 BPSK	DFT-s-QPSK
836.5	19.361	19.361

**n5,20MHz Bandwidth,DFT-s-pi/2 BPSK (-26dBc BW)**


Date: 11 JUN 2021 11:25:35

**n5,20MHz Bandwidth,DFT-s-QPSK (-26dBc BW)**


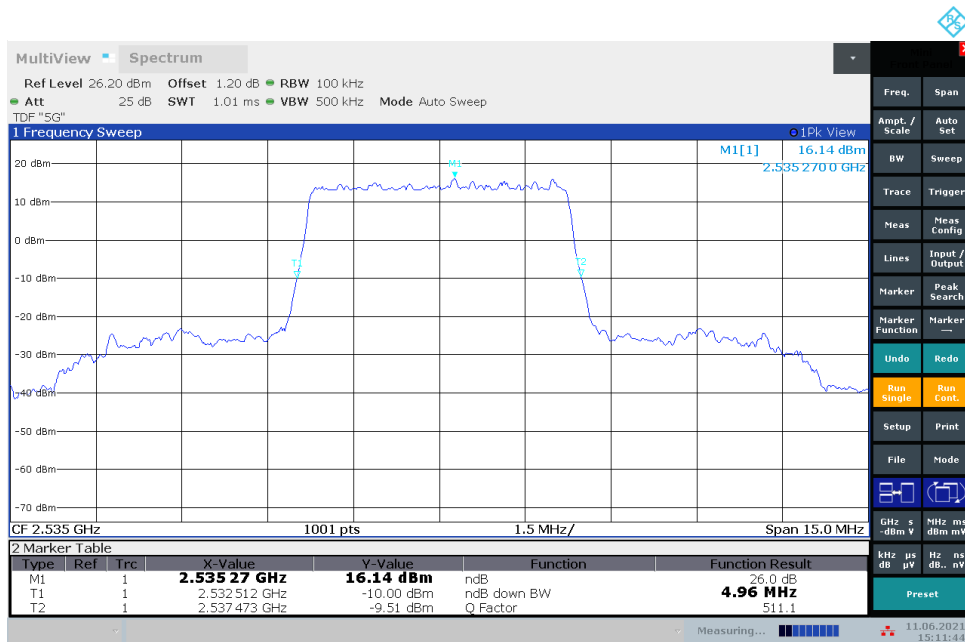
Date: 11 JUN 2021 11:25:50

n7

n7,5MHz(-26dBc)

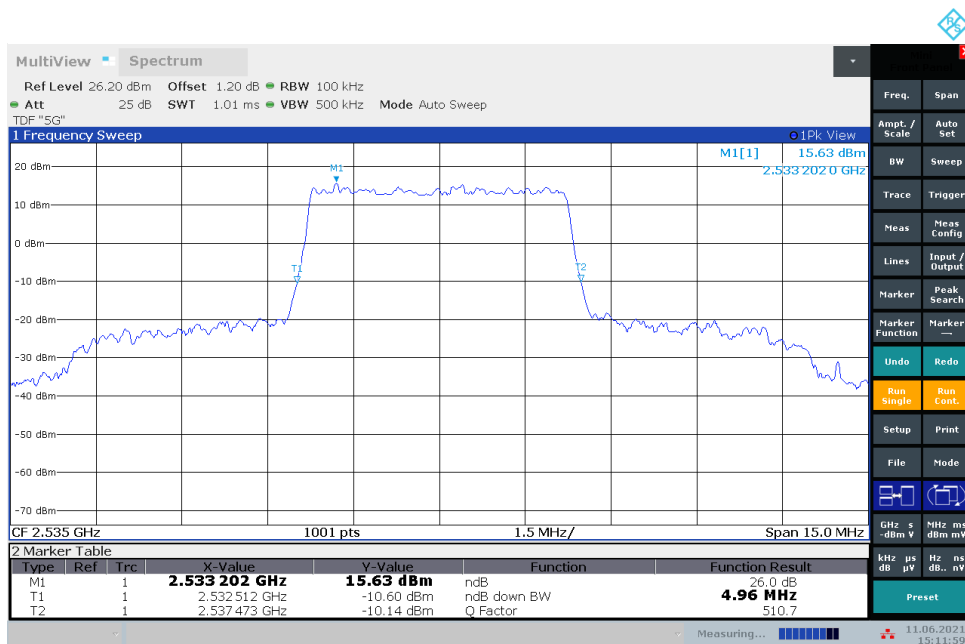
Frequency (MHz)	Emission Bandwidth (-26dBc) (MHz)	
	DFT-s-pi/2 BPSK	DFT-s-QPSK
2535	4.960	4.960

n7,5MHz Bandwidth,DFT-s-pi/2 BPSK (-26dBc BW)



Date:11 JUN 2021 15:11:44

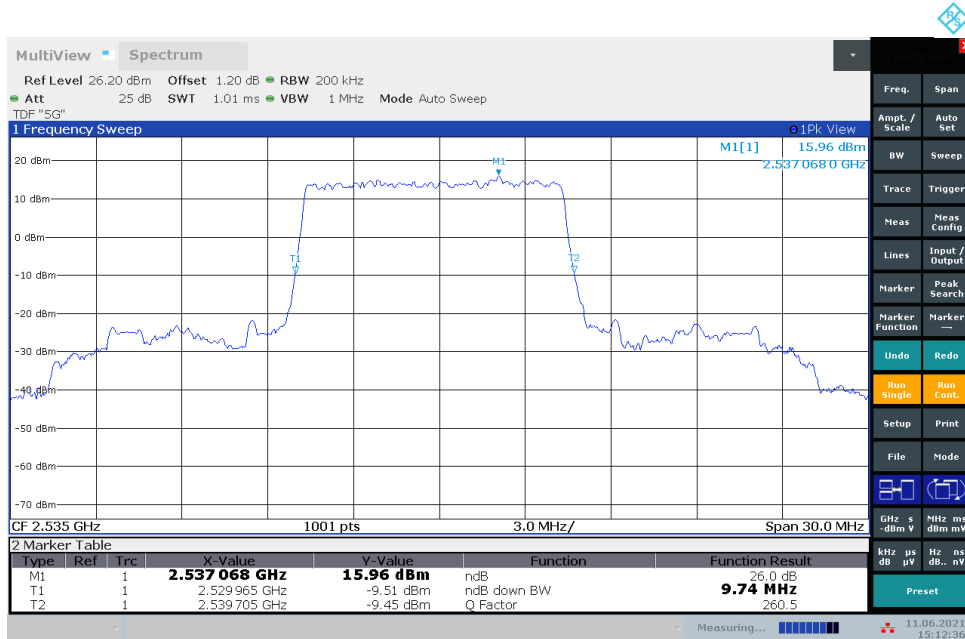
n7,5MHz Bandwidth,DFT-s-QPSK (-26dBc BW)



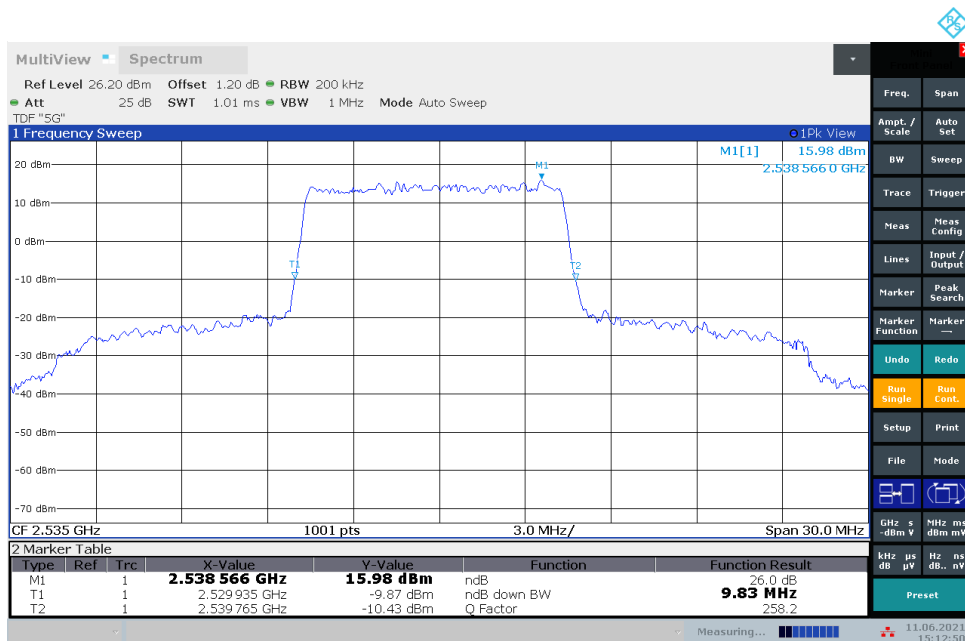
Date:11 JUN 2021 15:11:59

**n7,10MHz(-26dBc)**

Frequency (MHz)	Emission Bandwidth (-26dBc) (MHz)	
	DFT-s-pi/2 BPSK	DFT-s-QPSK
2535	9.740	9.830

**n7,10MHz Bandwidth,DFT-s-pi/2 BPSK (-26dBc BW)**


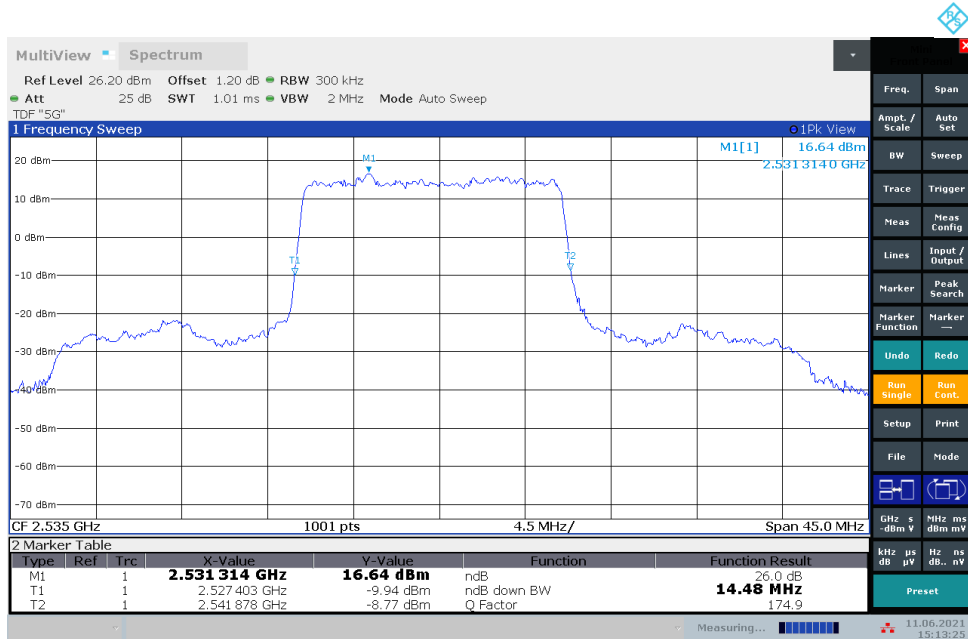
Date:11 JUN 2021 15:12:36

**n7,10MHz Bandwidth,DFT-s-QPSK (-26dBc BW)**


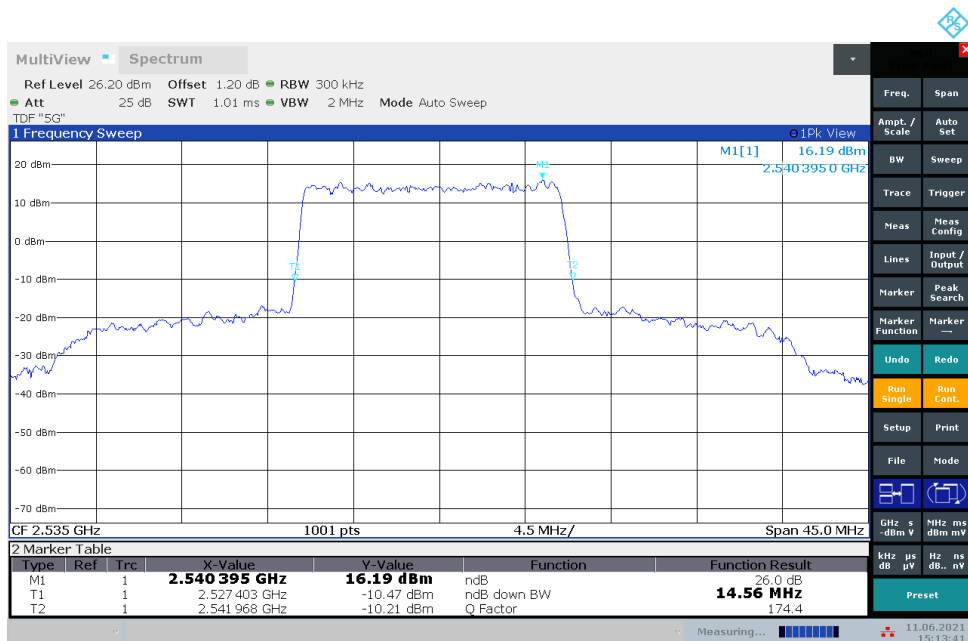
Date:11 JUN 2021 15:12:51

**n7,15MHz(-26dBc)**

Frequency (MHz)	Emission Bandwidth (-26dBc) (MHz)	
	DFT-s-pi/2 BPSK	DFT-s-QPSK
2535	14.476	14.565

**n7,15MHz Bandwidth,DFT-s-pi/2 BPSK (-26dBc BW)**


Date:11 JUN 2021 15:13:26

**n7,15MHz Bandwidth,DFT-s-QPSK (-26dBc BW)**


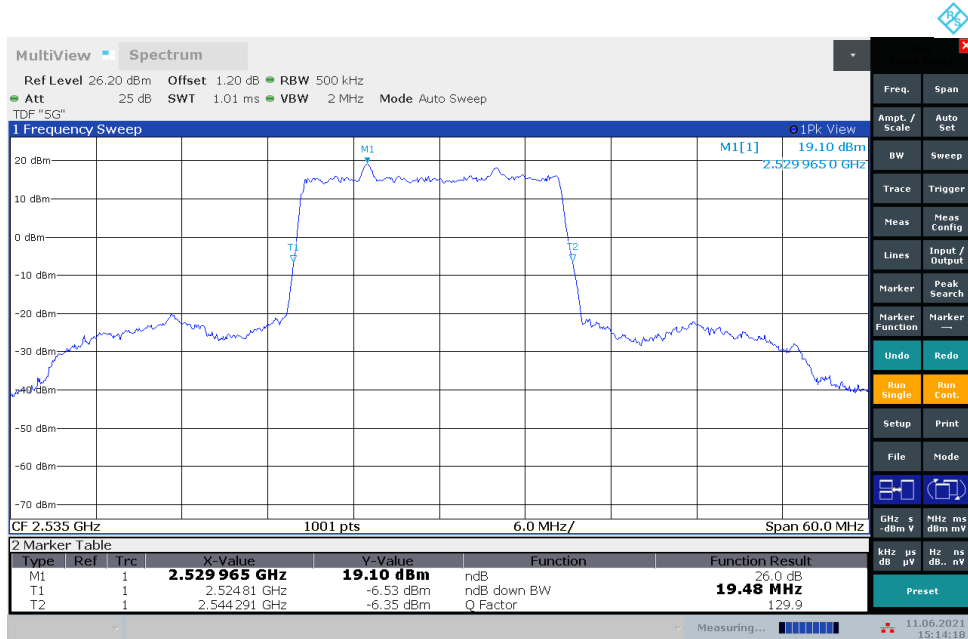
Date:11 JUN 2021 15:13:41



### n7,20MHz(-26dBc)

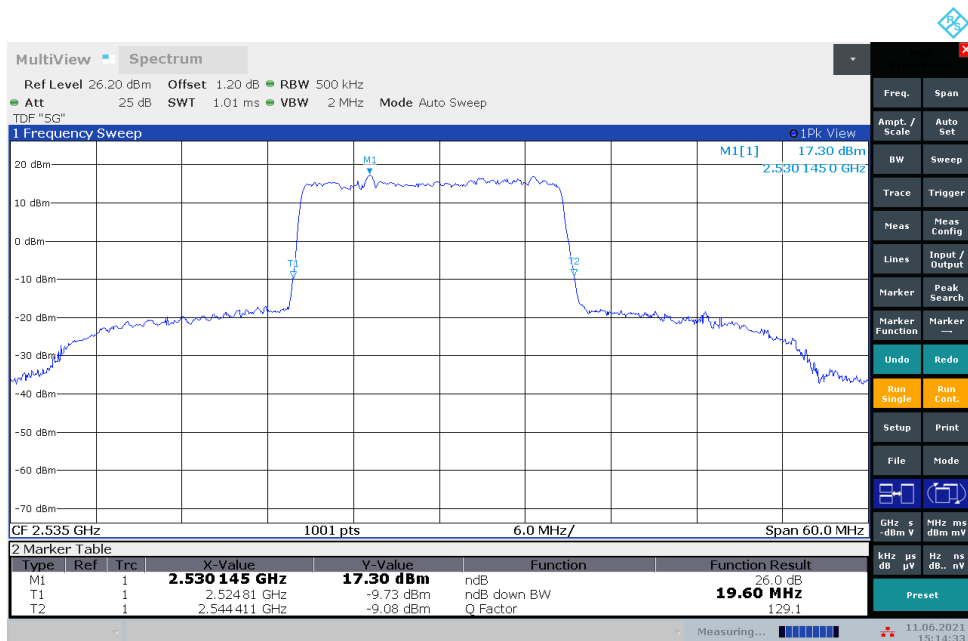
Frequency (MHz)	Emission Bandwidth (-26dBc) (MHz)	
	DFT-s-pi/2 BPSK	DFT-s-QPSK
2535	19.481	19.600

### n7,20MHz Bandwidth,DFT-s-pi/2 BPSK (-26dBc BW)



Date:11 JUN 2021 15:14:19

### n7,20MHz Bandwidth,DFT-s-QPSK (-26dBc BW)



Date:11 JUN 2021 15:14:34

## **A.6 Band Edge Compliance**

### **A.6.1 Measurement limit**

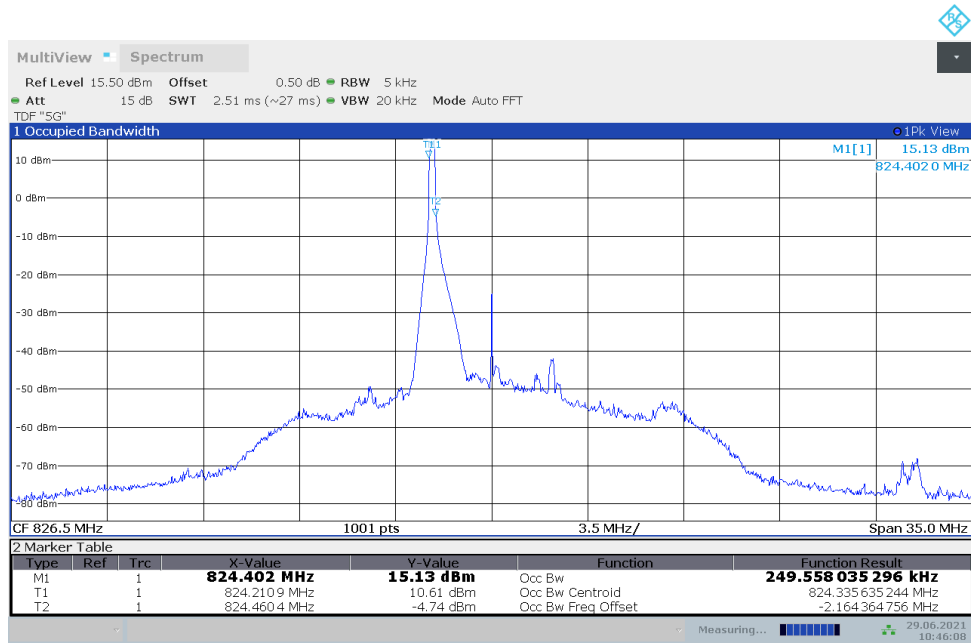
Part 22.917 and Part 27.53(h) specify that the power of any emission outside of the authorized operating frequency ranges must be attenuated below the transmitting power (P) by a factor of at least  $43 + 10 \log(P)$  dB.

Part 27.53(m) specifies for mobile digital stations, the attenuation factor shall be not less than  $40 + 10 \log(P)$  dB on all frequencies between the channel edge and 5 megahertz from the channel edge,  $43 + 10 \log(P)$  dB on all frequencies between 5 megahertz and X megahertz from the channel edge, and  $55 + 10 \log(P)$  dB on all frequencies more than X megahertz from the channel edge, where X is the greater of 6 megahertz or the actual emission bandwidth as defined in paragraph (m)(6) of this section. In addition, the attenuation factor shall not be less than  $43 + 10 \log(P)$  dB on all frequencies between 2490.5 MHz and 2496 MHz and  $55 + 10 \log(P)$  dB at or below 2490.5 MHz. Mobile Satellite Service licensees operating on frequencies below 2495 MHz may also submit a documented interference complaint against BRS licensees operating on channel BRS Channel 1 on the same terms and conditions as adjacent channel BRS or EBS licensees.

## A.6.2 Measurement result

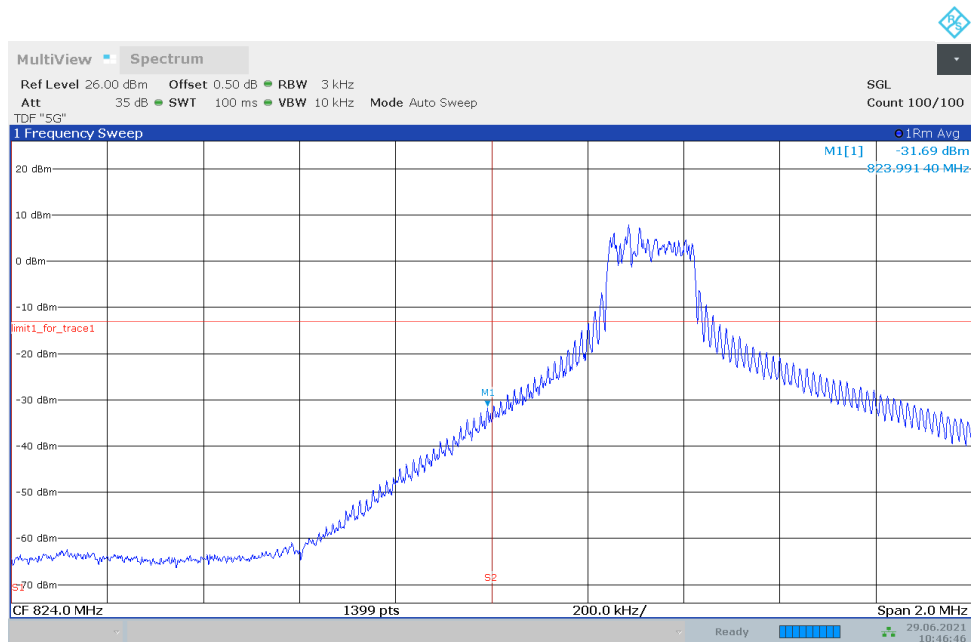
NR n5

OBW: 1RB-LOW\_offset



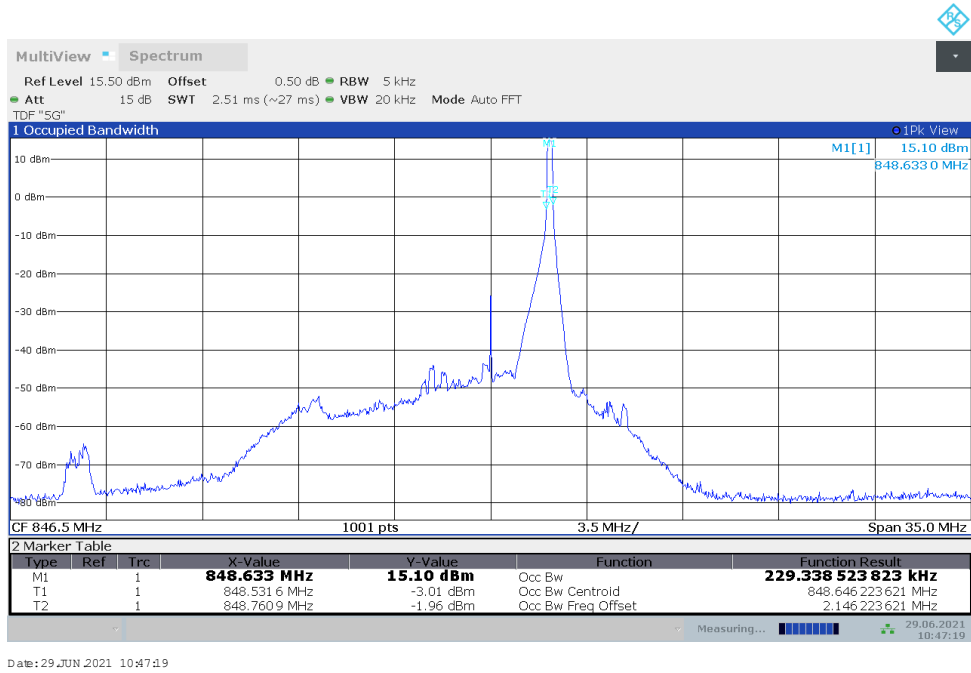
Date: 29 JUN 2021 10:46:08

## LOW BAND EDGE BLOCK-1RB-LOW\_offset

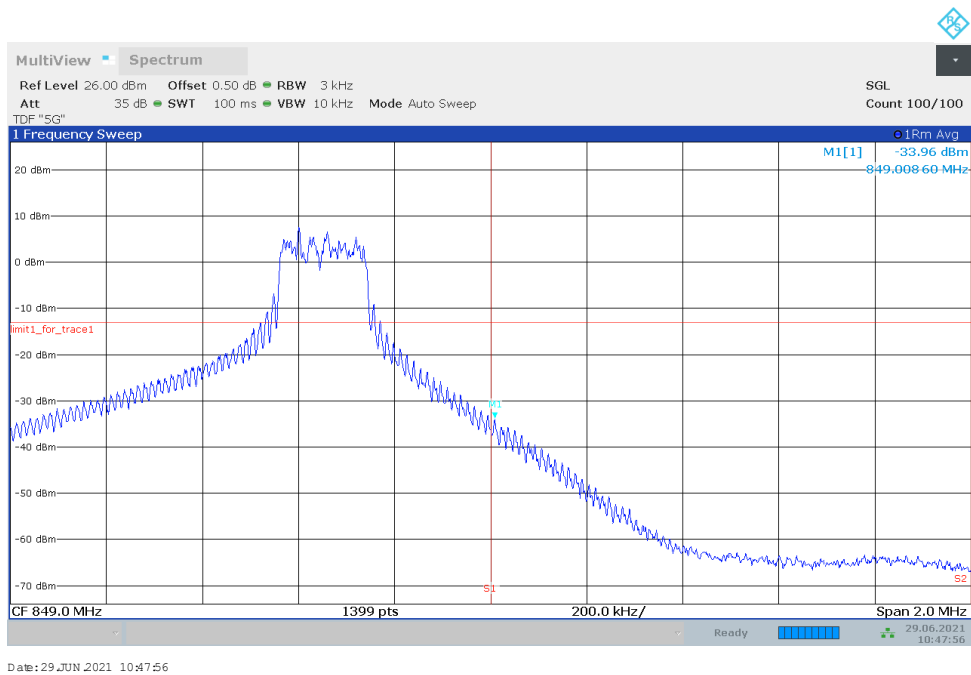


Date: 29 JUN 2021 10:46:45

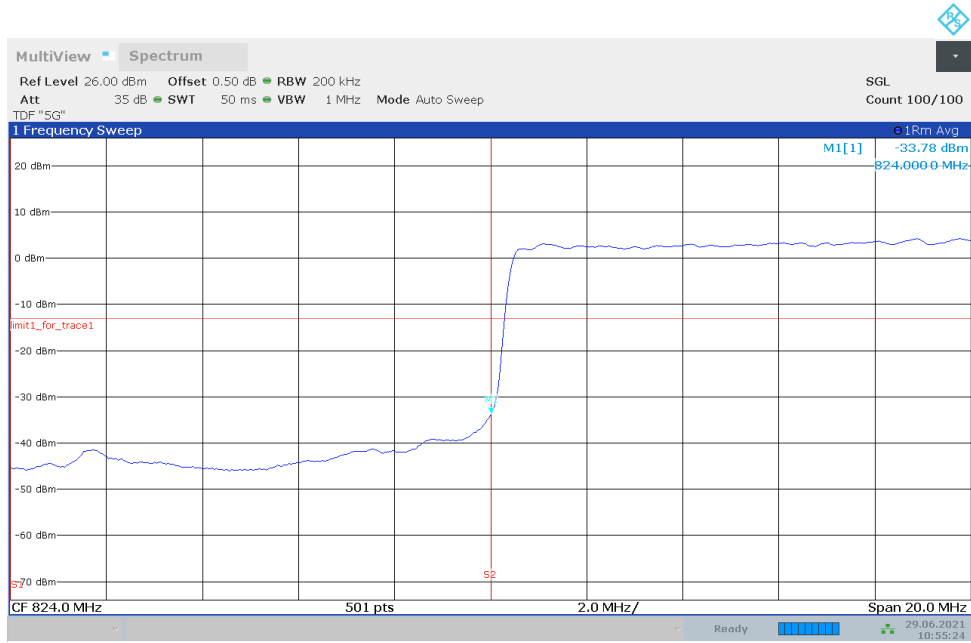
### OBW: 1RB-HIGH\_offset



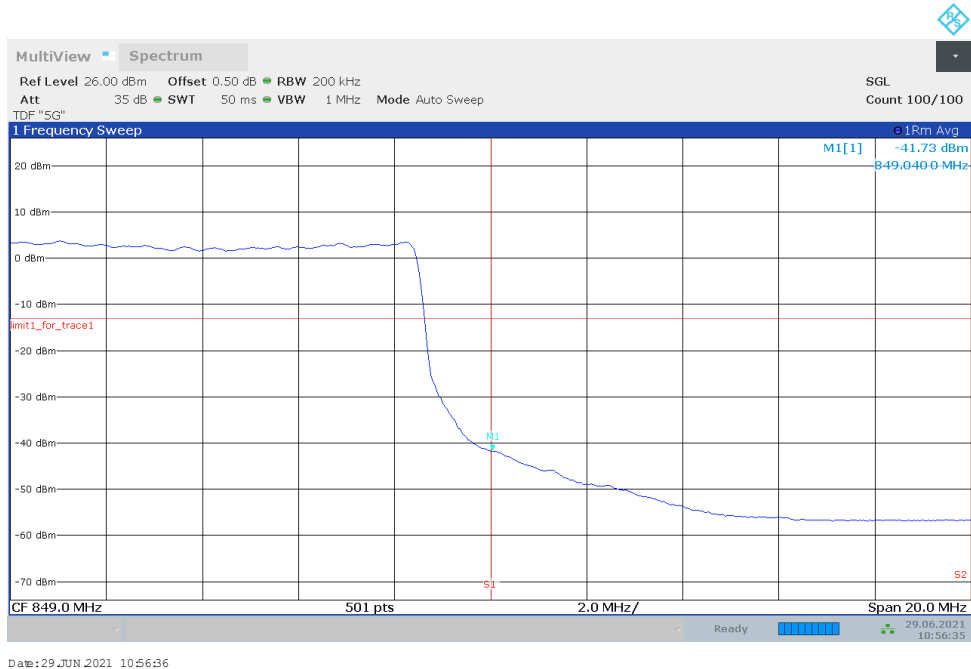
### HIGH BAND EDGE BLOCK-1RB-HIGH\_offset



### LOW BAND EDGE BLOCK-100%RB-LOW\_offset

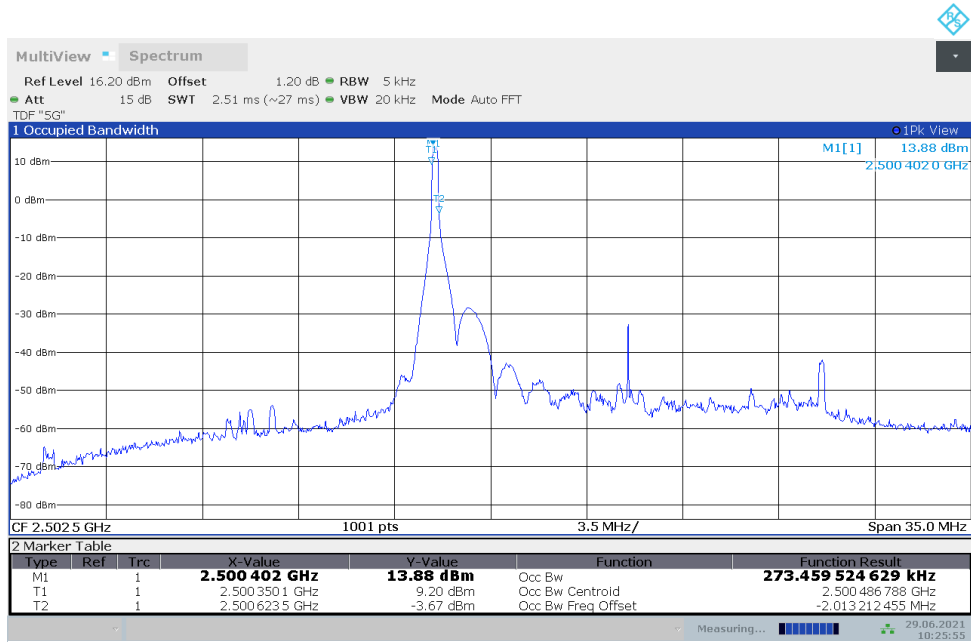


### HIGH BAND EDGE BLOCK-100%RB-HIGH\_offset

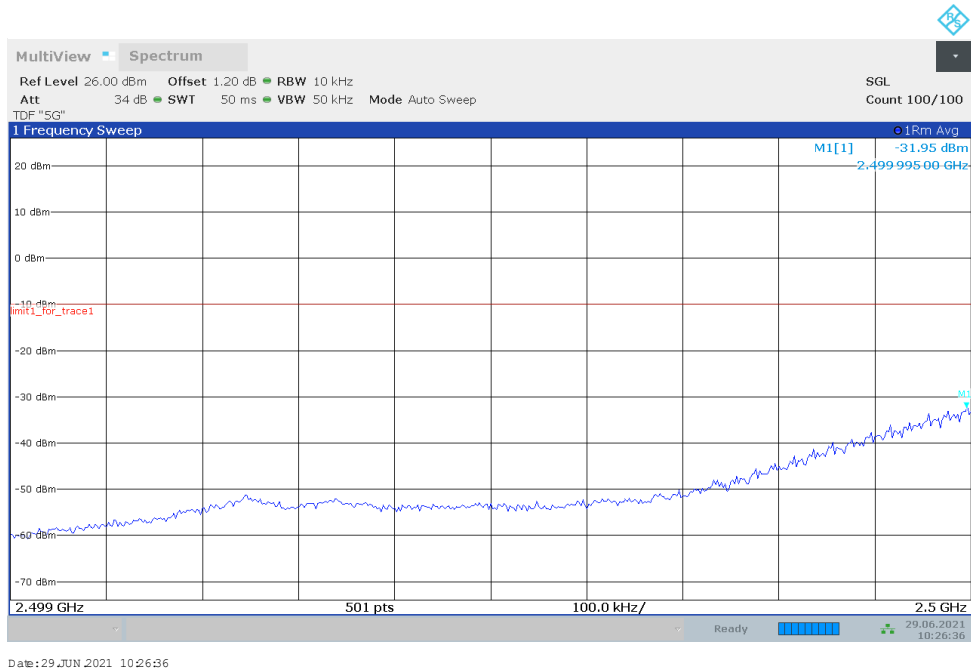


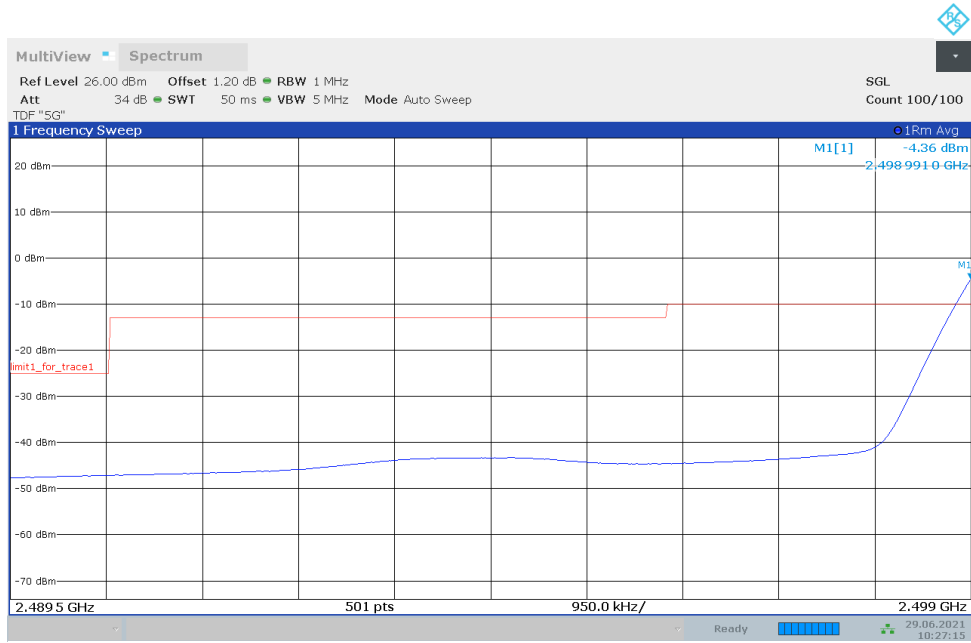
NR n7

OBW: 1RB-LOW\_offset

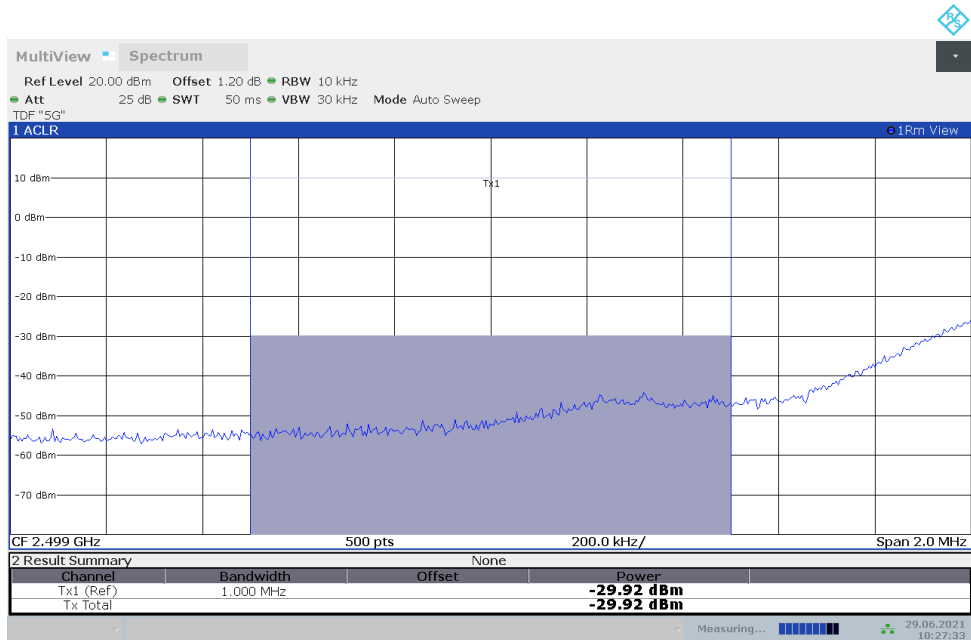


LOW BAND EDGE BLOCK-1RB-LOW\_offset



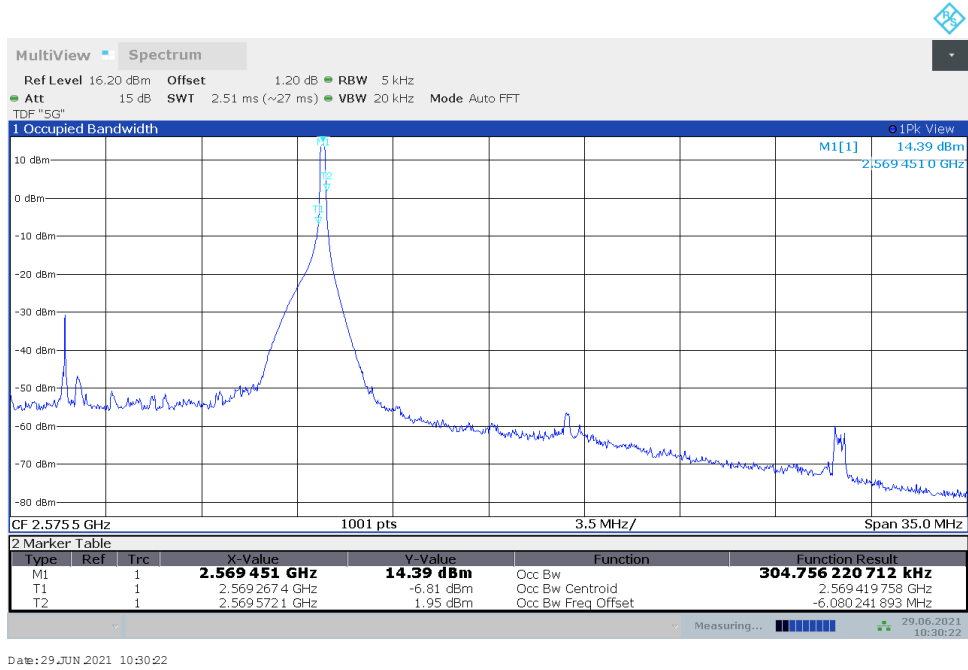


Date: 29 JUN 2021 10:27:16

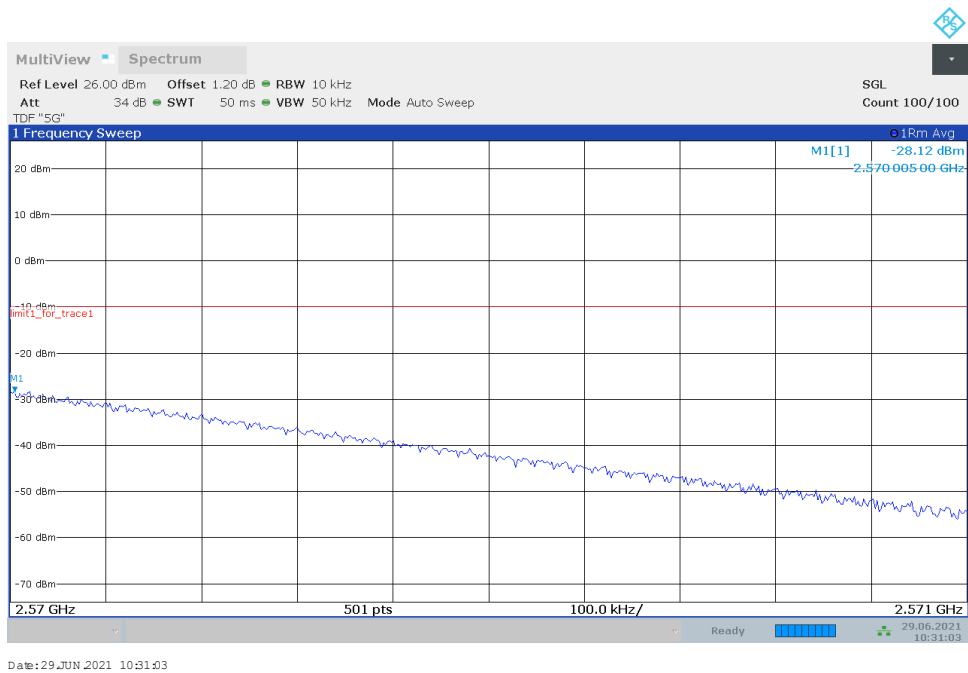


Date: 29 JUN 2021 10:27:33

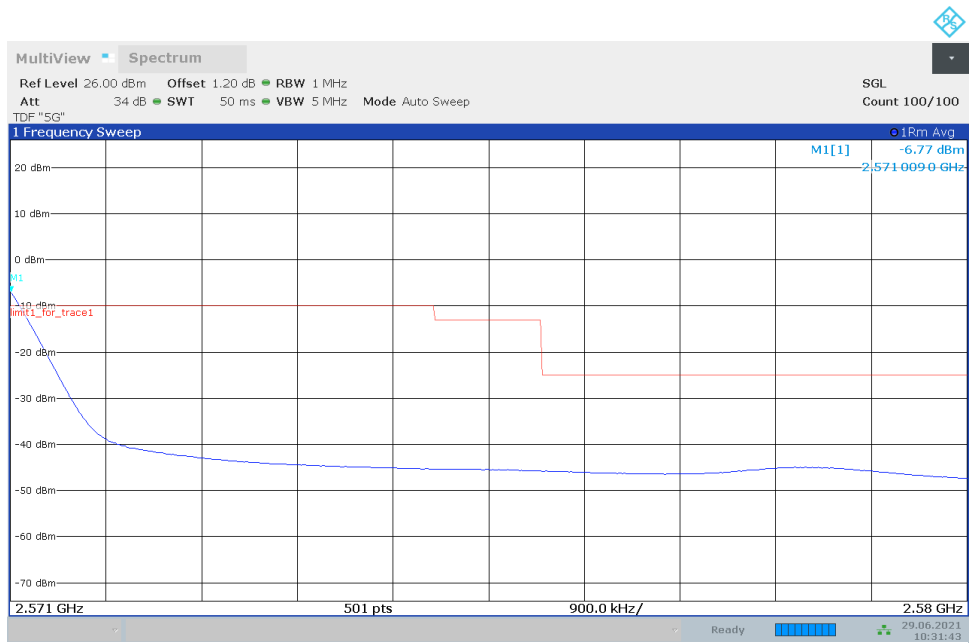
### OBW: 1RB-HIGH\_offset



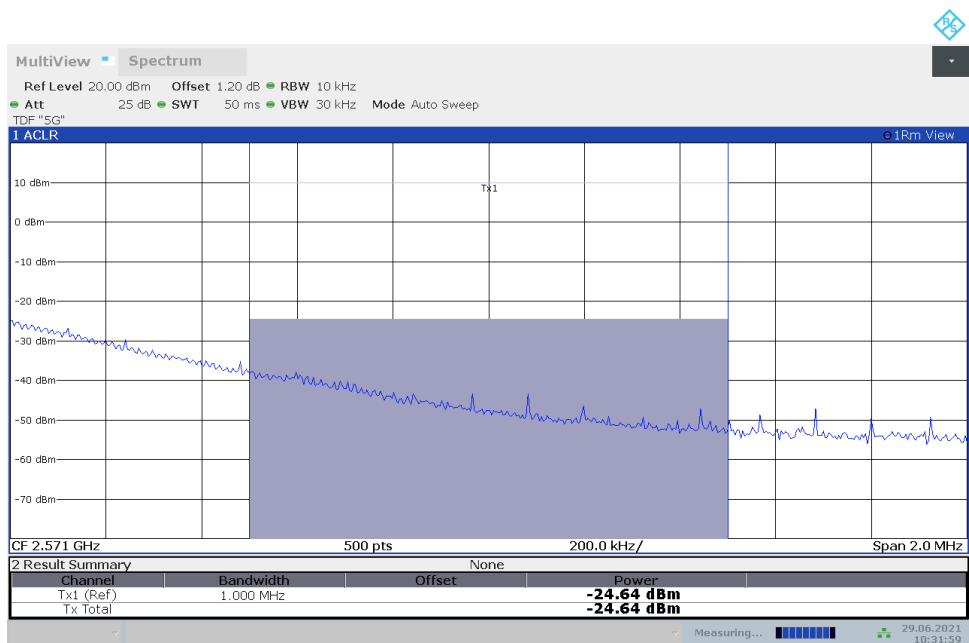
### LOW BAND EDGE BLOCK-1RB-HIGH\_offset





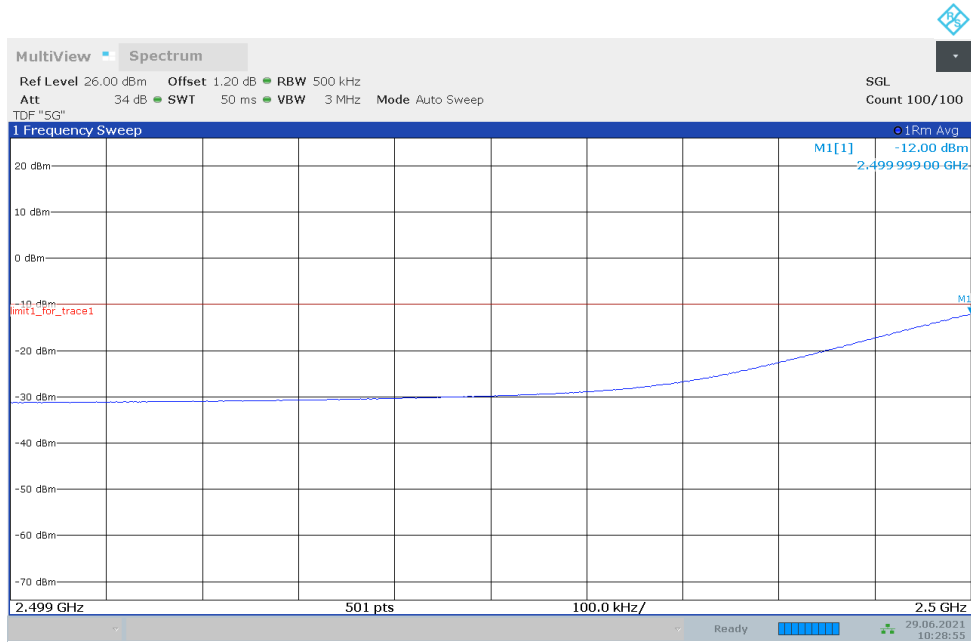


Date: 29 JUN 2021 10:31:43

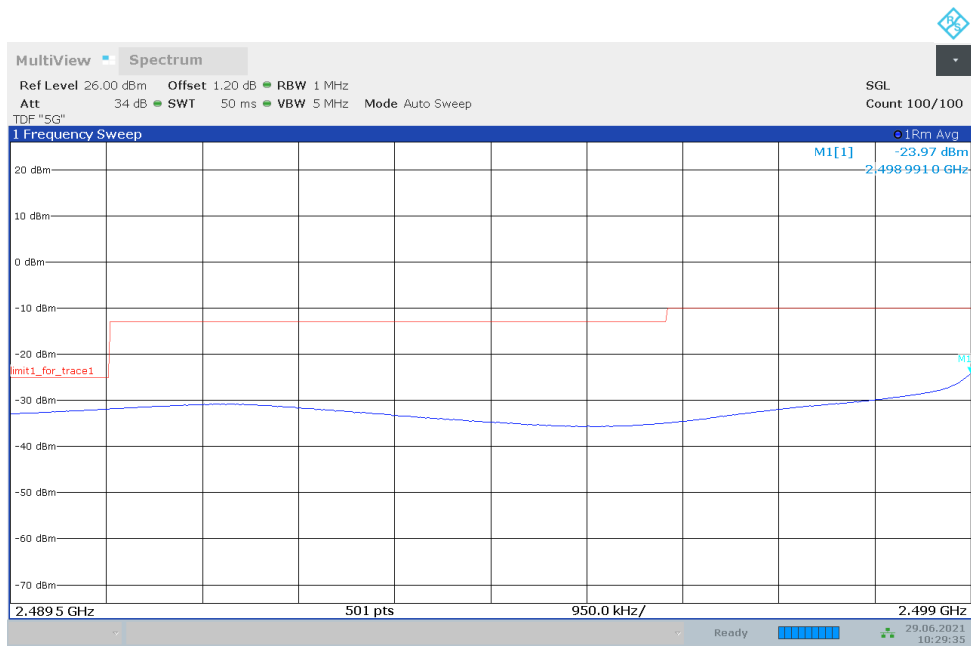


Date: 29 JUN 2021 10:32:00

### LOW BAND EDGE BLOCK-100%RB-LOW\_offset

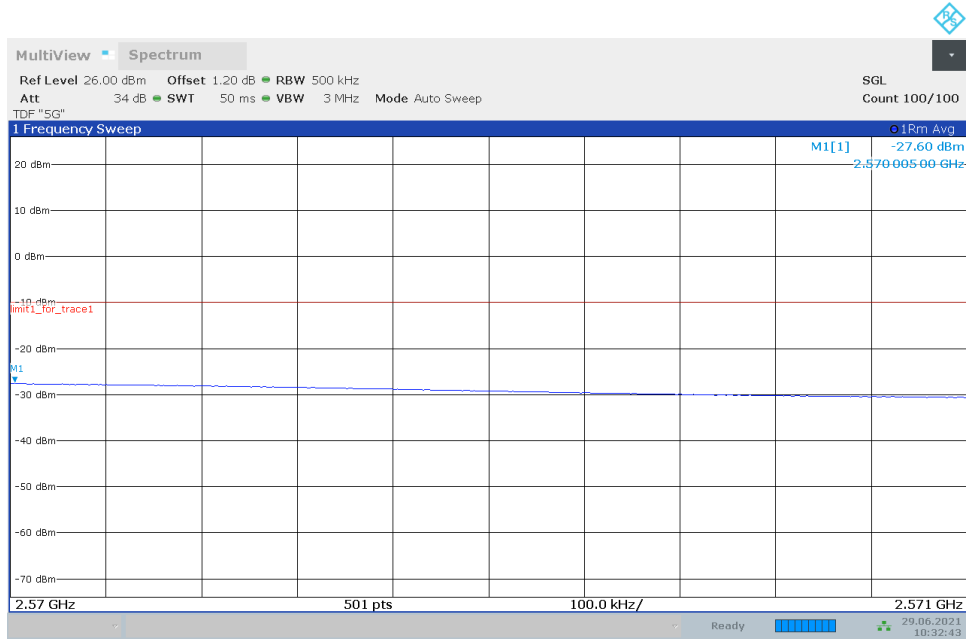


Date: 29 JUN 2021 10:28:55

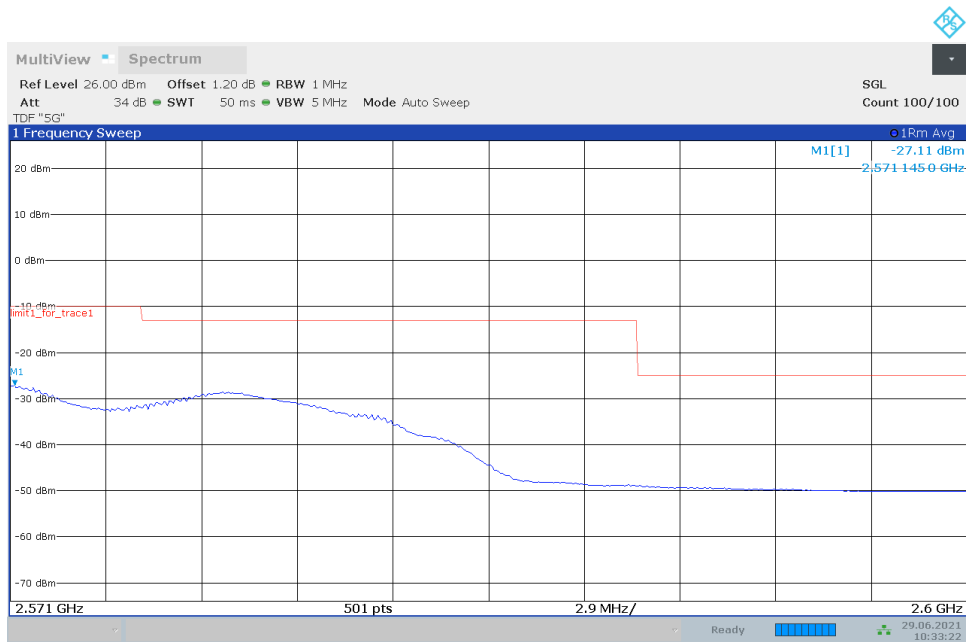


Date: 29 JUN 2021 10:29:36

### HIGH BAND EDGE BLOCK-100%RB-HIGH\_offset



Date: 29 JUN 2021 10:32:43



Date: 29 JUN 2021 10:33:23

## **A.7 Conducted Spurious Emission**

### **A.7.1 Measurement Method**

The following steps outline the procedure used to measure the conducted emissions from the EUT.

1. In measuring unwanted emissions, the spectrum shall be investigated from 30 MHz or the lowest radio frequency signal generated in the equipment, whichever is lower, without going below 9 kHz, up to at least the frequency given below:
  - (a) If the equipment operates below 10 GHz: to the tenth harmonic of the highest fundamental frequency or to 40 GHz, whichever is lower.
  - (b) If the equipment operates at or above 10 GHz: to the fifth harmonic of the highest fundamental frequency or to 100 GHz, whichever is lower.
2. Determine EUT transmit frequencies: below outlines the band edge frequencies pertinent to conducted emissions testing.
3. The number of sweep points of spectrum analyzer is set to 30001 which is greater than span/RBW.

### **A. 7.2 Measurement Limit**

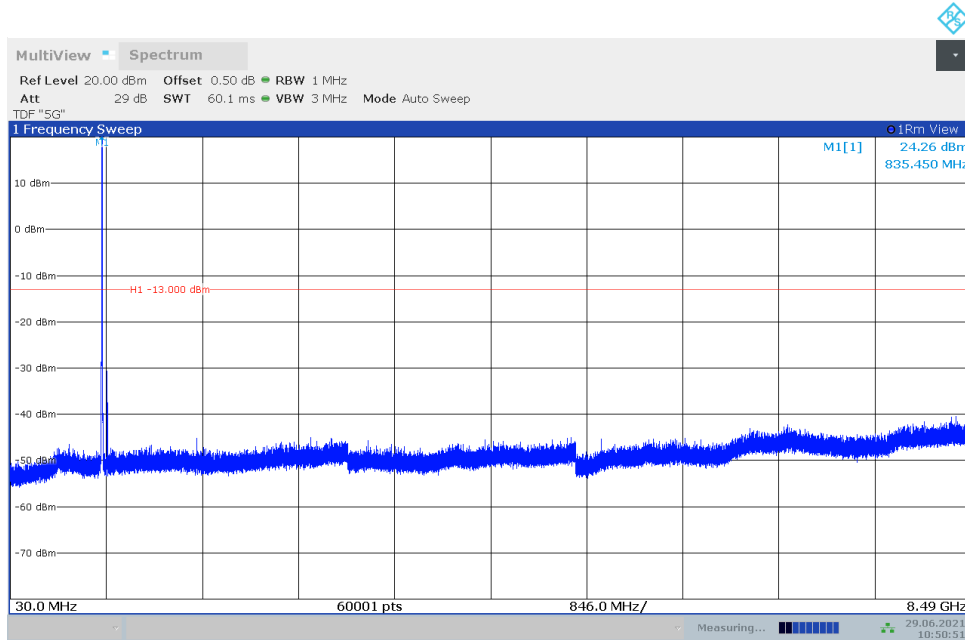
Part 22.917 and Part 27.53(h) specify that the power of any emission outside of the authorized operating frequency ranges must be attenuated below the transmitting power (P) by a factor of at least  $43 + 10 \log(P)$  dB.

Part 27.53(m) specifies for mobile digital stations, the attenuation factor shall be not less than  $40 + 10 \log(P)$  dB on all frequencies between the channel edge and 5 megahertz from the channel edge,  $43 + 10 \log(P)$  dB on all frequencies between 5 megahertz and X megahertz from the channel edge, and  $55 + 10 \log(P)$  dB on all frequencies more than X megahertz from the channel edge, where X is the greater of 6 megahertz or the actual emission bandwidth as defined in paragraph (m)(6) of this section. In addition, the attenuation factor shall not be less that  $43 + 10 \log(P)$  dB on all frequencies between 2490.5 MHz and 2496 MHz and  $55 + 10 \log(P)$  dB at or below 2490.5 MHz. Mobile Satellite Service licensees operating on frequencies below 2495 MHz may also submit a documented interference complaint against BRS licensees operating on channel BRS Channel 1 on the same terms and conditions as adjacent channel BRS or EBS licensees.

### A. 7.3 Measurement result

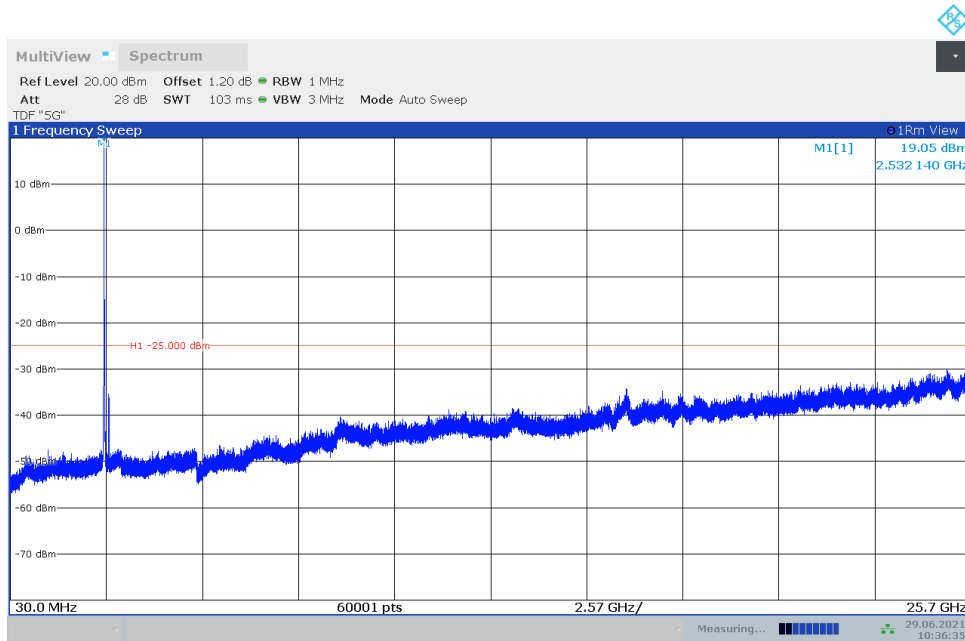
n5: 30MHz – 8.49GHz

NOTE: peak above the limit line is the carrier frequency.



n7: 30MHz – 25.7GHz

NOTE: peak above the limit line is the carrier frequency.



## **A.8 Peak-to-Average Power Ratio**

The peak-to-average ratio (PAR) of the transmission may not exceed 13 dB

- a) Refer to instrument's analyzer instruction manual for details on how to use the power statistics/CCDF function;
- b) Set resolution/measurement bandwidth  $\geq$  signal's occupied bandwidth;
- c) Set the number of counts to a value that stabilizes the measured CCDF curve;
- d) Record the maximum PAPR level associated with a probability of 0.1%.

### **Measurement results**

#### **n7,20MHz**

Frequency (MHz)	PAPR (dB)								
	DFT-s-pi/2 BPSK	DFT-s-QPSK	DFT-s-16QAM	DFT-s-64QAM	DFT-s-256QAM	CP-QPSK	CP-16QAM	CP-64QAM	CP-256QAM
2535	4.24	5.24	5.90	6.20	6.46	7.56	7.54	7.68	8.18

## Annex B: Accreditation Certificate

<p>United States Department of Commerce National Institute of Standards and Technology</p>  	
<hr/> <b>Certificate of Accreditation to ISO/IEC 17025:2017</b> <hr/>	
NVLAP LAB CODE: 600118-0	
<b>Telecommunication Technology Labs, CAICT</b> Beijing China	
<i>is accredited by the National Voluntary Laboratory Accreditation Program for specific services, listed on the Scope of Accreditation, for:</i>	
<b>Electromagnetic Compatibility &amp; Telecommunications</b>	
<i>This laboratory is accredited in accordance with the recognized International Standard ISO/IEC 17025:2017. This accreditation demonstrates technical competence for a defined scope and the operation of a laboratory quality management system (refer to joint ISO-ILAC-IAF Communique dated January 2009).</i>	
<hr/> 2020-09-29 through 2021-09-30 Effective Dates	 For the National Voluntary Laboratory Accreditation Program

\*\*\*END OF REPORT\*\*\*