



# **Appendix A**

## **Detailed System Check Results**

1. System Check Results
System Performance Check 835 MHz
System Performance Check 1880 MHz

Test Laboratory: SGS-SAR Lab

## HAC-E-Dipole CD835V3

**DUT: CD835V3; Type: CD835V3; Serial: 1052**

Communication System: UID 0, CW; Frequency: 835 MHz; Duty Cycle: 1:1

Medium: Air; Medium parameters used:  $\sigma = 0$  S/m,  $\epsilon_r = 1$ ;  $\rho = 0$  kg/m<sup>3</sup>  
Phantom section: RF Section

DASY 5 Configuration:

- Probe: EF3DV3 - SN4051; ConvF(1, 1, 1); Calibrated: 2019-06-18;
- Sensor-Surface: (Fix Surface)
- Electronics: DAE4 Sn896; Calibrated: 2019-09-18
- Phantom: HAC Test Arch with AMCC; Type: SD HAC P01 BA;
- DASY52 52.8.8(1222); SEMCAD X 14.6.10(7331)

### Dipole E-Field measurement/E Scan - measurement distance from the probe sensor center to CD835 = 15mm/Hearing Aid Compatibility Test at 15mm distance

**(41x361x1)**: Interpolated grid: dx=0.5000 mm, dy=0.5000 mm

Device Reference Point: 0, 0, -6.3 mm

Reference Value = 130.8 V/m; Power Drift = -0.08 dB

PMR not calibrated. PMF = 1.000 is applied.

E-field emissions = 110.5 V/m

**Near-field category: M4 (AWF 0 dB)**

PMF scaled E-field

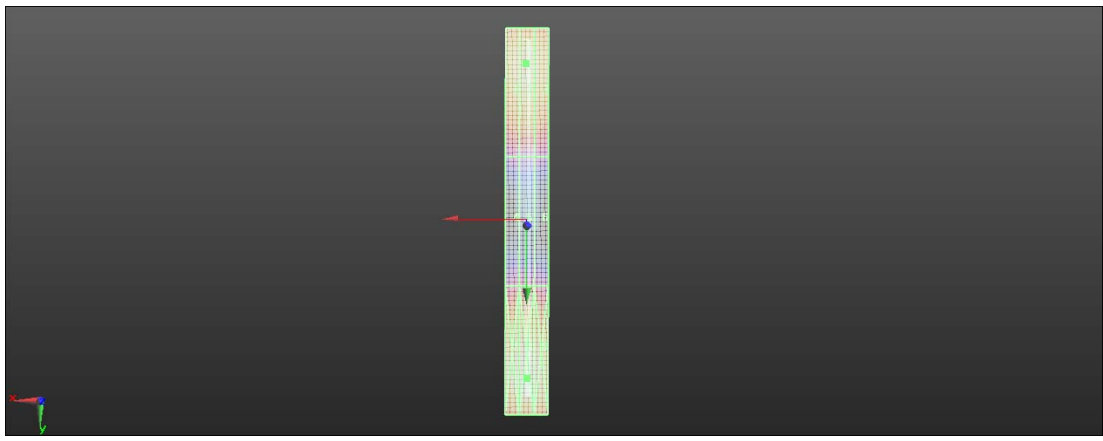
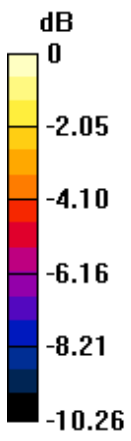
Grid 1 <b>M4</b> <b>109.1 V/m</b>	Grid 2 <b>M4</b> <b>110.5 V/m</b>	Grid 3 <b>M4</b> <b>107.7 V/m</b>
Grid 4 <b>M4</b> <b>65.10 V/m</b>	Grid 5 <b>M4</b> <b>65.36 V/m</b>	Grid 6 <b>M4</b> <b>63.72 V/m</b>
Grid 7 <b>M4</b> <b>118.6 V/m</b>	Grid 8 <b>M4</b> <b>121.1 V/m</b>	Grid 9 <b>M4</b> <b>118.3 V/m</b>

#### Cursor:

Total = 121.1 V/m

E Category: M4

Location: 0, 73, 8.7 mm



0 dB = 121.1 V/m = 41.66 dBV/m

Test Laboratory: SGS-SAR Lab

## HAC-E-Dipole CD1880V3

**DUT: CD1880V3; Type: CD1880V3; Serial: 1044**

Communication System: UID 0, CW; Frequency: 1880 MHz; Duty Cycle: 1:1

Medium: Air; Medium parameters used:  $\sigma = 0$  S/m,  $\epsilon_r = 1$ ;  $\rho = 0$  kg/m<sup>3</sup>  
Phantom section: RF Section

DASY 5 Configuration:

- Probe: EF3DV3 - SN4051; ConvF(1, 1, 1); Calibrated: 2019-06-18;
- Sensor-Surface: (Fix Surface)
- Electronics: DAE4 Sn896; Calibrated: 2019-09-18
- Phantom: HAC Test Arch with AMCC; Type: SD HAC P01 BA;
- DASY52 52.8.8(1222); SEMCAD X 14.6.10(7331)

### Dipole E-Field measurement/E Scan - measurement distance from the probe sensor center to CD1880 = 15mm/Hearing Aid Compatibility Test at 15mm distance

**(41x181x1)**: Interpolated grid: dx=0.5000 mm, dy=0.5000 mm

Device Reference Point: 0, 0, -6.3 mm

Reference Value = 158.4 V/m; Power Drift = 0.00 dB

PMR not calibrated. PMF = 1.000 is applied.

E-field emissions = 91.77 V/m

**Near-field category: M3 (AWF 0 dB)**

PMF scaled E-field

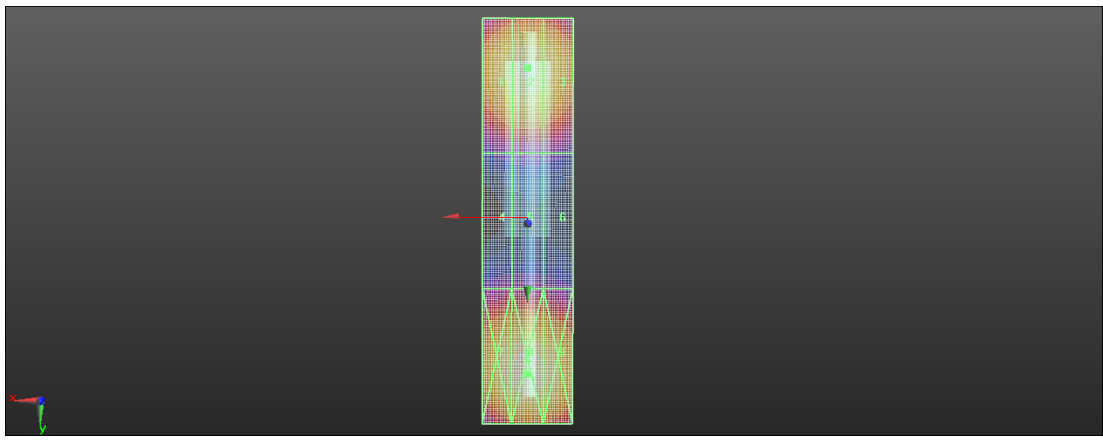
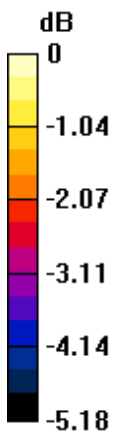
Grid 1 <b>M3</b> <b>90.15 V/m</b>	Grid 2 <b>M3</b> <b>91.77 V/m</b>	Grid 3 <b>M3</b> <b>89.72 V/m</b>
Grid 4 <b>M3</b> <b>65.96 V/m</b>	Grid 5 <b>M3</b> <b>66.01 V/m</b>	Grid 6 <b>M3</b> <b>65.24 V/m</b>
Grid 7 <b>M3</b> <b>92.49 V/m</b>	Grid 8 <b>M3</b> <b>94.57 V/m</b>	Grid 9 <b>M3</b> <b>92.53 V/m</b>

#### Cursor:

Total = 94.57 V/m

E Category: M3

Location: 0, 34, 8.7 mm



0 dB = 94.57 V/m = 39.52 dBV/m