





# **Appendix D**







## **Photographs**

1. SAR measurement System
2. Photographs of Tissue Simulate Liquid
3. Photographs of EUT test position
4. EUT Constructional Details







## 1. SAR measurement System








## 2. Photographs of Tissue Simulate Liquid



<p>Photo 1: Tissue Simulant Liquid for Head 835</p>	<p>Photo 2: Tissue Simulant Liquid for Body 835</p>
	
<p>Photo 3: Tissue Simulant Liquid for Head 1900</p>	<p>Photo 4: Tissue Simulant Liquid for Body 1900</p>
	
<p>Photo 5: Tissue Simulant Liquid for Head 2450</p>	<p>Photo 6: Tissue Simulant Liquid for Body 2450</p>
	

### 3. Photographs of EUT test position

<p><b>Photo 7: Left touch cheek</b></p>	<p><b>Photo 8: Left tilted 15 degree</b></p>
	
<p><b>Photo 9: Right touch cheek</b></p>	<p><b>Photo 10: Right tilted 15 degree</b></p>
	
<p><b>Photo 11: Front side 10mm</b></p>	<p><b>Photo 12: Back side 10mm</b></p>
	

<p align="center"><b>Photo 13: Left side 10mm</b></p>	<p align="center"><b>Photo 14: Right side 10mm</b></p>
	
<p align="center"><b>Photo 15: Top side 10mm</b></p>	<p align="center"><b>Photo 16: Bottom side 10mm</b></p>
	
<p align="center"><b>Photo 17: Back side 10mm with handset</b></p>	<p align="center">N/A</p>
	<p align="center">N/A</p>

#### 4. EUT Constructional Details

Photo 18: Front View	Photo 19: Back View
 A black smartphone is shown from the front view, lying on a blue surface. A ruler is placed vertically to the left of the phone, and another ruler is placed horizontally below the phone. The phone's screen is off, and the three capacitive touch buttons are visible at the bottom.	 A black smartphone is shown from the back view, lying on a blue surface. A ruler is placed vertically to the left of the phone, and another ruler is placed horizontally below the phone. The back of the phone is plain black with a camera lens and a flash visible at the top.