




# **Appendix D**







## **Photographs**







1. SAR measurement System
2. Photographs of Tissue Simulate Liquid
3. Photographs of EUT test position
4. EUT Constructional Details


## 1. SAR measurement System









## 2. Photographs of Tissue Simulate Liquid







<p><b>Photo 1: Tissue Simulant Liquid for Head 750</b></p>	<p><b>Photo 2: Tissue Simulant Liquid for Body 750</b></p>
	
<p><b>Photo 3: Tissue Simulant Liquid for Head 835</b></p>	<p><b>Photo 4: Tissue Simulant Liquid for Body 835</b></p>
	
<p><b>Photo 5: Tissue Simulant Liquid for Head 1750</b></p>	<p><b>Photo 6: Tissue Simulant Liquid for Body 1750</b></p>
	

<p><b>Photo 7: Tissue Simulant Liquid for Head 1900</b></p>	<p><b>Photo 8: Tissue Simulant Liquid for Body 1900</b></p>
	
<p><b>Photo 9: Tissue Simulant Liquid for Head 2450</b></p>	<p><b>Photo 10: Tissue Simulant Liquid for Body 2450</b></p>
	
<p><b>Photo 11: Tissue Simulant Liquid for Head 2600</b></p>	<p><b>Photo 12: Tissue Simulant Liquid for Body 2600</b></p>
	
<p><b>Photo 13: Tissue Simulant Liquid for Head 5G</b></p>	<p><b>Photo 14: Tissue Simulant Liquid for Body 5G</b></p>



### 3. Photographs of EUT test position

<p>Photo 15: Left touch cheek</p>	<p>Photo 16: Left tilted 15 degree</p>
	
<p>Photo 17: Right touch cheek</p>	<p>Photo 18: Right tilted 15 degree</p>
	
<p>Photo 19: Front side 15mm</p>	<p>Photo 20: Back side 15mm</p>
	

<p>Photo 21: Front side 10mm</p>	<p>Photo 22: Back side 10mm</p>
	
<p>Photo 23: Front side 0mm</p>	<p>Photo 24: Back side 0mm</p>
	
<p>Photo 25: Left side 10mm</p>	<p>Photo 26: Right side 10mm</p>
	


**Photo 27: Top side 10mm**



**Photo 28: Bottom side 10mm**



**Photo 29: Bottom side 0mm**





#### 4. EUT Constructional Details

