



# TEST REPORT

## No. I19060823-WMD03

for

**TCL Communication Ltd.**

**Tablet PC**

**Model Name: 9029W**

**FCC ID: 2ACCJBT16**

with

**Hardware Version: 02**

**Software Version: v5F5U**

**Issued Date: 2019-06-11**



**Note:**

The test results in this test report relate only to the devices specified in this report. This report shall not be reproduced except in full without the written approval of CTTL.

The report must not be used by the client to claim product certification, approval, or endorsement by NVLAP, NIST, or any agency of the U.S. Government.

**Test Laboratory:**

CTTL, Telecommunication Technology Labs, CAICT

No. 52, Huayuan North Road, Haidian District, Beijing, P. R. China 100191.

Tel:+86(0)10-62304633-2512, Fax:+86(0)10-62304633-2504

Email: [ctl\\_terminals@caict.ac.cn](mailto:ctl_terminals@caict.ac.cn), website: [www.caict.ac.cn](http://www.caict.ac.cn)

## **REPORT HISTORY**

<b>Report Number</b>	<b>Revision</b>	<b>Description</b>	<b>Issue Date</b>
I19060823-WMD03	Rev.0	1 <sup>st</sup> edition	2019-06-11
I19060823-WMD03	Rev.1	2 <sup>nd</sup> edition Added the power class 2 results of LTE band 41 for output power,occupied bandwidth and band edge compliance.	2019-06-19



## **CONTENTS**

<b>1. TEST LABORATORY</b> .....	<b>4</b>
1.1. INTRODUCTION & ACCREDITATION .....	4
1.2. TESTING LOCATION .....	4
1.3. TESTING ENVIRONMENT .....	4
1.4. PROJECT DATA.....	4
1.5. SIGNATURE .....	5
<b>2. CLIENT INFORMATION</b> .....	<b>6</b>
2.1. APPLICANT INFORMATION.....	6
2.2. MANUFACTURER INFORMATION.....	6
<b>3. EQUIPMENT UNDER TEST (EUT) AND ANCILLARY EQUIPMENT (AE)</b> .....	<b>7</b>
3.1. ABOUT EUT .....	7
3.2. INTERNAL IDENTIFICATION OF EUT USED DURING THE TEST .....	7
3.3. INTERNAL IDENTIFICATION OF AE USED DURING THE TEST.....	7
3.4. GENERAL DESCRIPTION .....	7
<b>4. REFERENCE DOCUMENTS</b> .....	<b>8</b>
4.1. REFERENCE DOCUMENTS FOR TESTING .....	8
<b>5. LABORATORY ENVIRONMENT</b> .....	<b>9</b>
<b>6. SUMMARY OF TEST RESULT</b> .....	<b>10</b>
6.1. SUMMARY OF TEST RESULTS .....	10
6.2. STATEMENTS .....	13
<b>7. TEST EQUIPMENTS UTILIZED</b> .....	<b>14</b>
<b>ANNEX A: MEASUREMENT RESULTS</b> .....	<b>15</b>
A.1 OUTPUT POWER .....	15
A.2 EMISSION LIMIT .....	52
A.3 FREQUENCY STABILITY .....	63
A.4 OCCUPIED BANDWIDTH .....	68
A.5 EMISSION BANDWIDTH.....	107
A.6 BAND EDGE COMPLIANCE .....	145
A.7 CONDUCTED SPURIOUS EMISSION .....	182
A.8 PEAK-TO-AVERAGE POWER RATIO .....	188
<b>ANNEX B: ACCREDITATION CERTIFICATE</b> .....	<b>190</b>



## **1. Test Laboratory**

### **1.1. Introduction & Accreditation**

Telecommunication Technology Labs, CAICT is an ISO/IEC 17025:2005 accredited test laboratory under NATIONAL VOLUNTARY LABORATORY ACCREDITATION PROGRAM (NVLAP) with lab code 600118-0, and is also an FCC accredited test laboratory (CN5017), and ISED accredited test laboratory (CN0066). The detail accreditation scope can be found on NVLAP website.

### **1.2. Testing Location**

Location 1: CTTL(huayuan North Road)

Address: No. 52, Huayuan North Road, Haidian District, Beijing,  
P. R. China 100191

Location 2: CTTL(Shouxiang)

Address: No. 51 Shouxiang Science Building, Xueyuan Road,  
Haidian District, Beijing, P. R. China 100191

### **1.3. Testing Environment**

Normal Temperature: 15-35°C  
Relative Humidity: 20-75%

### **1.4. Project data**

Testing Start Date: 2019-05-15  
Testing End Date: 2019-06-10

**1.5. Signature**



---

**Dong Yuan**  
**(Prepared this test report)**



---

**Zhou Yu**  
**(Reviewed this test report)**



---

**Zhao Hui Lin**  
**Deputy Director of the laboratory**  
**(Approved this test report)**



## **2. Client Information**

### **2.1. Applicant Information**

Company Name: TCL Communication Ltd.  
7/F, Block F4, TCL Communication Technology Building, TCL  
Address /Post: International E City, Zhong Shan Yuan Road, Nanshan District,  
Shenzhen, Guangdong, P.R. China 518052  
Contact: Gong Zhizhou  
Email: zhizhou.gong@tcl.com  
Telephone: 0086-755-36611722  
Fax: /

### **2.2. Manufacturer Information**

Company Name: TCL Communication Ltd.  
7/F, Block F4, TCL Communication Technology Building, TCL  
Address /Post: International E City, Zhong Shan Yuan Road, Nanshan District,  
Shenzhen, Guangdong, P.R. China 518052  
Contact: Gong Zhizhou  
Email: zhizhou.gong@tcl.com  
Telephone: 0086-755-36611722  
Fax: /



### **3. Equipment Under Test (EUT) and Ancillary Equipment (AE)**

#### **3.1. About EUT**

Description	Tablet PC
Model Name	9029W
FCC ID	2ACCJBT16
Antenna	Embedded
Output power	27.07dBm maximum EIRP measured for LTE Band 66
Extreme vol. Limits	3.65VDC to 4.3VDC (nominal: 3.9VDC)
Extremetemp. Tolerance	-10°C to +55°C

Note: Components list, please refer to documents of the manufacturer; it is also included in the original test record of CTTL.

#### **3.2. Internal Identification of EUT used during the test**

<b>EUT ID*</b>	<b>IMEI</b>	<b>HW Version</b>	<b>SW Version</b>	<b>Date of receipt</b>
UT28a	015500000200347	02	v5F5U	2019-05-09
UT18a	015500000200354	02	v5F5U	2019-05-13

\*EUT ID: is used to identify the test sample in the lab internally.

#### **3.3. Internal Identification of AE used during the test**

<b>AE ID*</b>	<b>Description</b>
AE1	Battery
AE1	
Model	TLp040J1
Manufacturer	BYD
Capacitance	4000mAh(rated)
Nominal Voltage	3.85V

\*AE ID: is used to identify the test sample in the lab internally.

#### **3.4. General Description**

The Equipment Under Test (EUT) is a model of Tablet PC with embedded antenna. Manual and specifications of the EUT were provided to fulfil the test.



## 4. Reference Documents

### 4.1. Reference Documents for testing

The following documents listed in this section are referred for testing.

<b>Reference</b>	<b>Title</b>	<b>Version</b>
FCC Part 24	PERSONAL COMMUNICATIONS SERVICES	10-1-18 Edition
FCC Part 22	PUBLIC MOBILE SERVICES	10-1-18 Edition
FCC Part 27	MISCELLANEOUS WIRELESS COMMUNICATIONS SERVICES	10-1-18 Edition
FCC Part 90	PRIVATE LAND MOBILE RADIO SERVICES	10-1-18 Edition
ANSI/TIA-603-E	Land Mobile FM or PM Communications Equipment Measurement and Performance Standards	2016
ANSI/TIA-102.CAAA -E	DIGITAL C4FMCQPSK TRANSCEIVER MEASUREMENT METHODS	2016
ANSI C63.26	American National Standard for Compliance Testing of Transmitters Used in Licensed Radio Services	2015
KDB 971168 D01	MEASUREMENT GUIDANCE FOR CERTIFICATION OF LICENSED DIGITAL TRANSMITTERS	v03r01



## 5. LABORATORY ENVIRONMENT

Fully-anechoic chamber FAC-3 (9 meters×6.5 meters×4 meters) did not exceed following limits along the EMC testing:

Temperature	Min. = 15 °C, Max. = 35 °C
Relative humidity	Min. = 15 %, Max. = 75 %
Shielding effectiveness	0.014MHz - 1MHz, >60dB; 1MHz - 1000MHz, >90dB.
Electrical insulation	> 2 MΩ
Ground system resistance	< 4 Ω
Site voltage standing-wave ratio ( $S_{VSWR}$ )	Between 0 and 6 dB, from 1GHz to 18GHz
Uniformity of field strength	Between 0 and 6 dB, from 80 to 4000 MHz



## 6. SUMMARY OF TEST RESULT

### 6.1. Summary of test results

#### LTE Band 7

Items	Test Name	Clause in FCC rules	Verdict
1	Output Power	27.50	P
2	Emission Limit	27.53	P
3	Frequency Stability	2.1055	P
4	Occupied Bandwidth	2.1049	P
5	Emission Bandwidth	27.53	P
6	Band Edge Compliance	27.53	P
7	Conducted Spurious Emission	27.53	P
8	Peak-to-Average Power Ratio	27.50	P

#### LTE Band 12

Items	Test Name	Clause in FCC rules	Verdict
1	Output Power	27.50	P
2	Emission Limit	27.53	P
3	Frequency Stability	2.1055	P
4	Occupied Bandwidth	2.1049	P
5	Emission Bandwidth	27.53	P
6	Band Edge Compliance	27.53	P
7	Conducted Spurious Emission	27.53	P
8	Peak-to-Average Power Ratio	27.50	P

**LTE Band 25**

Items	Test Name	Clause in FCC rules	Verdict
1	Output Power	24.232	P
2	Emission Limit	24.238	P
3	Frequency Stability	2.1055	P
4	Occupied Bandwidth	2.1049	P
5	Emission Bandwidth	24.238	P
6	Band Edge Compliance	24.238	P
7	Conducted Spurious Emission	24.238	P
8	Peak-to-Average Power Ratio	24.232	P

**LTE Band 26(814MHz~824MHz)**

Items	Test Name	Clause in FCC rules	Verdict
1	Output Power	90.635	P
2	Emission Limit	90.691	P
3	Frequency Stability	2.1055	P
4	Occupied Bandwidth	2.1049	P
5	Emission Bandwidth	2.1049	P
6	Band Edge Compliance	90.691	P
7	Conducted Spurious Emission	90.691	P

**LTE Band 26(824MHz~849MHz)**

Items	Test Name	Clause in FCC rules	Verdict
1	Output Power	22.913	P
2	Emission Limit	22.917	P
3	Frequency Stability	2.1055	P
4	Occupied Bandwidth	2.1049	P
5	Emission Bandwidth	22.917	P
6	Band Edge Compliance	22.917	P
7	Conducted Spurious Emission	22.917	P



**LTE Band 41**

Items	Test Name	Clause in FCC rules	Verdict
1	Output Power	27.50	P
2	Emission Limit	27.53	P
3	Frequency Stability	2.1055	P
4	Occupied Bandwidth	2.1049	P
5	Emission Bandwidth	27.53	P
6	Band Edge Compliance	27.53	P
7	Conducted Spurious Emission	27.53	P
8	Peak-to-Average Power Ratio	27.50	P

**LTE Band 66**

Items	Test Name	Clause in FCC rules	Verdict
1	Output Power	27.50	P
2	Emission Limit	27.53	P
3	Frequency Stability	2.1055	P
4	Occupied Bandwidth	2.1049	P
5	Emission Bandwidth	27.53	P
6	Band Edge Compliance	27.53	P
7	Conducted Spurious Emission	27.53	P
8	Peak-to-Average Power Ratio	27.50	P

**LTE Band 71**

Items	Test Name	Clause in FCC rules	Verdict
1	Output Power	27.50	P
2	Emission Limit	27.53	P
3	Frequency Stability	2.1055	P
4	Occupied Bandwidth	2.1049	P
5	Emission Bandwidth	27.53	P
6	Band Edge Compliance	27.53	P
7	Conducted Spurious Emission	27.53	P
8	Peak-to-Average Power Ratio	27.50	P

Terms used in Verdict column

P	Pass, The EUT complies with the essential requirements in the standard.
NP	Not Perform, The test was not performed by CTTL
NA	Not Applicable, The test was not applicable
BR	Re-use test data from basic model report.
F	Fail, The EUT does not comply with the essential requirements in the standard



## **6.2. Statements**

The test cases listed in section 6.1 of this report for the EUT specified in section 3 were performed by CTTL according to the standards or reference documents in section 4.1

The EUT met all applicable requirements of the standards or reference documents in section 4.1.

This report only deals with the LTE functions among the features described in section 3.

## 7. Test Equipments Utilized

NO.	Description	TYPE	series number	MANUFACTURE	CAL DUE DATE	Calibration interval
1	Universal Radio Communication Tester	CMW500	159082	R&S	2019-12-25	1 year
2	Spectrum Analyzer	FSU26	200030	R&S	2020-06-03	1 year
3	Climate chamber	SH-242	93008556	ESPEC	2019-12-21	2 year
4	EMI Antenna	VULB9163	9163-235	Schwarzbeck	2019-11-20	1 year
5	EMI Antenna	3117	00058889	ETS-Lindgren	2020-02-02	1 year
6	EMI Antenna	3117	00119024	ETS-Lindgren	2020-02-25	1 year
7	EMI Antenna	9117	177	Schwarzbeck	2019-08-22	1 year
8	Signal Generator	SMF100A	101295	R&S	2019-11-27	1 year
9	Test Receiver	E4440A	MY48250642	Agilent	2020-03-18	1 year
10	Universal Radio Communication Tester	CMW500	143008	R&S	2019-11-26	1 year
11	Power Amplifier	5S1G4	0341863	AR	/	/

## **ANNEX A: MEASUREMENT RESULTS**

### **A.1 OUTPUT POWER**

#### **A.1.1 Summary**

During the process of testing, the EUT was controlled via Rhode & Schwarz Digital Radio Communication tester (CMW500) to ensure max power transmission and proper modulation. In all cases, output power is within the specified limits.

#### **A.1.2 Conducted**

##### **A.1.2.1 Method of Measurements**

The EUT was set up for the max output power with pseudo random data modulation. These measurements were done at 3 frequencies (bottom, middle and top of operational frequency range) for each bandwidth.

##### **A.1.2.2 Measurement result**

#### **LTE band 7**

Bandwidth	RB size/offset	Frequency (MHz)	Power(dBm)	
			QPSK	16QAM
5MHz	1 RB high	2567.5	22.48	21.60
		2535	22.53	21.64
		2502.5	22.49	21.59
	1 RB low	2567.5	22.44	21.56
		2535	22.46	21.63
		2502.5	22.48	21.82
	50% RB mid	2567.5	21.60	20.68
		2535	21.66	20.75
		2502.5	21.61	20.68
	100% RB	2567.5	21.58	20.60
		2535	21.62	20.59
		2502.5	21.54	20.51
10MHz	1 RB high	2565	22.50	21.56
		2535	22.53	21.54
		2505	22.48	21.46
	1 RB low	2565	22.49	21.54
		2535	22.49	21.50
		2505	22.54	21.43
	50% RB mid	2565	21.69	20.50
		2535	21.70	20.69
		2505	21.63	20.68



	100% RB	2565	21.53	20.63
		2535	21.68	20.71
		2505	21.60	20.57
15MHz	1 RB high	2562.5	22.39	21.84
		2535	22.49	21.86
		2507.5	22.56	21.97
	1 RB low	2562.5	22.43	21.42
		2535	22.46	21.85
		2507.5	22.53	21.90
	50% RB mid	2562.5	21.62	20.61
		2535	21.65	20.72
		2507.5	21.65	20.64
	100% RB	2562.5	21.63	20.59
		2535	21.74	20.66
		2507.5	21.62	20.58
20MHz	1 RB high	2560	22.20	21.74
		2535	22.30	21.86
		2510	22.27	21.76
	1 RB low	2560	22.29	21.71
		2535	22.36	21.85
		2510	22.33	21.75
	50% RB mid	2560	21.59	20.59
		2535	21.68	20.69
		2510	21.58	20.58
	100% RB	2560	21.59	20.57
		2535	21.72	20.68
		2510	21.52	20.50





**LTE band 12**

Bandwidth	RB size/offset	Frequency (MHz)	Power(dBm)	
			QPSK	16QAM
1.4MHz	1 RB high	715.3	23.24	22.12
		707.5	23.14	22.41
		699.7	23.24	22.38
	1 RB low	715.3	23.14	22.08
		707.5	23.21	22.43
		699.7	23.16	22.11
	50% RB mid	715.3	23.22	22.16
		707.5	23.24	22.32
		699.7	23.23	22.32
	100% RB	715.3	22.22	21.35
		707.5	22.20	21.12
		699.7	22.20	21.11
3MHz	1 RB high	714.5	23.15	22.03
		707.5	23.15	21.96
		700.5	23.21	22.43
	1 RB low	714.5	23.13	22.13
		707.5	23.13	21.99
		700.5	23.19	22.44
	50% RB mid	714.5	22.19	21.26
		707.5	22.19	21.32
		700.5	22.17	21.34
	100% RB	714.5	22.11	21.15
		707.5	22.13	21.18
		700.5	22.15	21.23
5MHz	1 RB high	713.5	23.08	22.08
		707.5	23.04	22.17
		701.5	23.06	22.49
	1 RB low	713.5	23.02	22.11
		707.5	23.06	22.17
		701.5	23.05	22.45
	50% RB mid	713.5	22.18	21.26
		707.5	22.16	21.28
		701.5	22.16	21.40
	100% RB	713.5	22.14	21.12
		707.5	22.07	21.12
		701.5	22.16	21.26
10MHz	1 RB high	711.0	23.29	22.00
		707.5	23.17	22.18



		704.0	23.19	22.41
	1 RB low	711.0	23.12	22.15
		707.5	23.15	22.14
		704.0	23.15	22.36
	50% RB mid	711.0	22.17	21.24
		707.5	22.18	21.20
		704.0	22.14	21.26
	100% RB	711.0	22.21	21.23
		707.5	22.06	21.11
		704.0	22.17	21.27



**LTE band 25**

Bandwidth	RB size/offset	Frequency (MHz)	Power(dBm)	
			QPSK	16QAM
1.4MHz	1 RB high	1914.3	23.42	22.45
		1882.5	23.31	22.36
		1850.7	23.24	22.14
	1 RB low	1914.3	23.36	22.37
		1882.5	23.26	22.30
		1850.7	23.20	22.25
	50% RB mid	1914.3	23.43	22.56
		1882.5	23.28	22.43
		1850.7	23.30	22.79
	100% RB	1914.3	22.47	21.59
		1882.5	22.36	21.51
		1850.7	22.35	21.47
3MHz	1 RB high	1913.5	23.34	22.28
		1882.5	23.24	22.65
		1851.5	23.26	22.27
	1 RB low	1913.5	23.49	22.34
		1882.5	23.31	22.66
		1851.5	23.27	22.30
	50% RB mid	1913.5	22.40	21.58
		1882.5	22.39	21.41
		1851.5	22.33	21.34
	100% RB	1913.5	22.40	21.47
		1882.5	22.32	21.31
		1851.5	22.27	21.27
5MHz	1 RB high	1912.5	23.32	22.40
		1882.5	23.23	22.35
		1852.5	23.14	22.58
	1 RB low	1912.5	23.34	22.38
		1882.5	23.24	22.30
		1852.5	23.09	22.59
	50% RB mid	1912.5	22.39	21.53
		1882.5	22.29	21.34
		1852.5	22.23	21.38
	100% RB	1912.5	22.41	21.41
		1882.5	22.28	21.23
		1852.5	22.27	21.21
10MHz	1 RB high	1910.0	23.30	22.36
		1882.5	23.22	22.19



	1 RB low	1855.0	23.15	22.51
		1910.0	23.28	22.32
		1882.5	23.18	22.13
	50% RB mid	1855.0	23.21	22.52
		1910.0	22.42	21.53
		1882.5	22.33	21.33
	100% RB	1855.0	22.25	21.25
		1910.0	22.53	21.53
		1882.5	22.26	21.24
15MHz	1 RB high	1855.0	22.24	21.22
		1910.0	22.53	21.53
		1882.5	22.26	21.24
	1 RB low	1907.5	23.29	22.67
		1882.5	23.17	22.13
		1857.5	23.08	22.46
	50% RB mid	1907.5	23.17	22.63
		1882.5	23.12	22.07
		1857.5	23.17	22.50
	100% RB	1907.5	22.48	21.40
		1882.5	22.34	21.27
		1857.5	22.26	21.29
20MHz	1 RB high	1907.5	22.51	21.38
		1882.5	22.35	21.27
		1857.5	22.25	21.25
	1 RB low	1905.0	23.05	22.57
		1882.5	22.96	22.45
		1860.0	22.92	22.48
	50% RB mid	1905.0	22.96	22.55
		1882.5	22.93	22.35
		1860.0	22.94	22.47
	100% RB	1905.0	22.36	21.33
		1882.5	22.27	21.24
		1860.0	22.23	21.23
1 RB high	1905.0	22.23	21.22	
	1882.5	22.29	21.25	
	1860.0	22.20	21.20	



**LTE band 26(814MHz~824MHz)**

Bandwidth	RB size/offset	Frequency (MHz)	Power(dBm)	
			QPSK	16QAM
1.4MHz	1 RB high	823.3	23.25	22.29
		819.0	23.31	22.30
		814.7	23.33	22.34
	1 RB low	823.3	23.27	22.24
		819.0	23.32	22.26
		814.7	23.34	22.29
	50% RB mid	823.3	23.36	22.52
		819.0	23.40	22.59
		814.7	23.41	22.56
	100% RB	823.3	22.35	21.46
		819.0	22.40	21.49
		814.7	22.45	21.51
3MHz	1 RB high	822.5	23.24	22.20
		819.0	23.27	22.38
		815.5	23.32	22.25
	1 RB low	822.5	23.30	22.28
		819.0	23.30	22.41
		815.5	23.36	22.33
	50% RB mid	822.5	22.33	21.37
		819.0	22.34	21.38
		815.5	22.35	21.43
	100% RB	822.5	22.23	21.25
		819.0	22.30	21.27
		815.5	22.27	21.27
5MHz	1 RB high	821.5	23.16	22.21
		819.0	23.24	22.45
		816.5	23.24	22.26
	1 RB low	821.5	23.20	22.21
		819.0	23.23	22.46
		816.5	23.24	22.28
	50% RB mid	821.5	22.30	21.43
		819.0	22.33	21.47
		816.5	22.34	21.46
	100% RB	821.5	22.26	21.29
		819.0	22.31	21.31
		816.5	22.30	21.34
10MHz	1 RB high	819.0	23.31	22.38
	1 RB low	819.0	23.32	22.41



	50% RB mid	819.0	22.36	21.38
	100% RB	819.0	22.37	21.33



**LTE band 26(824MHz~849MHz)**

Bandwidth	RB size/offset	Frequency (MHz)	Power(dBm)	
			QPSK	16QAM
1.4MHz	1 RB high	848.3	23.23	22.22
		836.5	23.27	22.34
		824.7	23.24	22.26
	1 RB low	848.3	23.23	22.21
		836.5	23.28	22.33
		824.7	23.25	22.23
	50% RB mid	848.3	23.30	22.49
		836.5	23.33	22.52
		824.7	23.34	22.51
	100% RB	848.3	22.31	21.18
		836.5	22.34	21.42
		824.7	22.37	21.46
3MHz	1 RB high	847.5	23.25	22.21
		836.5	23.23	22.37
		825.5	23.32	22.27
	1 RB low	847.5	23.31	22.25
		836.5	23.28	22.37
		825.5	23.29	22.26
	50% RB mid	847.5	22.30	21.34
		836.5	22.28	21.36
		825.5	22.32	21.37
	100% RB	847.5	22.26	21.19
		836.5	22.23	21.24
		825.5	22.26	21.23
5MHz	1 RB high	846.5	23.16	22.18
		836.5	23.23	22.44
		826.5	23.22	22.23
	1 RB low	846.5	23.17	22.18
		836.5	23.25	22.47
		826.5	23.17	22.22
	50% RB mid	846.5	22.30	21.41
		836.5	22.31	21.44
		826.5	22.31	21.43
	100% RB	846.5	22.25	21.28
		836.5	22.26	21.28
		826.5	22.28	21.30
10MHz	1 RB high	844.0	23.28	22.25
		836.5	23.28	22.40



	1 RB low	829.0	23.35	22.42	
		844.0	23.30	22.23	
		836.5	23.34	22.40	
		829.0	23.29	22.38	
	50% RB mid	844.0	22.36	21.32	
		836.5	22.31	21.32	
		829.0	22.35	21.37	
	100% RB	844.0	22.30	21.28	
		836.5	22.30	21.29	
		829.0	22.37	21.33	
	15MHz	1 RB high	841.5	23.24	22.51
			836.5	23.21	22.30
831.5			23.20	22.34	
1 RB low		841.5	23.24	22.59	
		836.5	23.22	22.33	
		831.5	23.26	22.32	
50% RB mid		841.5	22.34	21.34	
		836.5	22.31	21.35	
		831.5	22.37	21.36	
100% RB		841.5	22.36	21.30	
		836.5	22.35	21.31	
		831.5	22.41	21.35	





**LTE band 41**  
**PC2**

Bandwidth	RB size/offset	Frequency (MHz)	Power(dBm)	
			QPSK	16QAM
5MHz	1 RB high	2687.5	24.77	24.00
		2593.0	24.73	24.09
		2498.5	24.82	24.06
	1 RB low	2687.5	24.79	23.97
		2593.0	24.73	24.10
		2498.5	24.81	24.09
	50% RB mid	2687.5	23.88	22.92
		2593.0	23.80	22.91
		2498.5	23.89	22.89
	100% RB	2687.5	23.86	22.85
		2593.0	23.80	22.79
		2498.5	23.86	22.88
10MHz	1 RB high	2685.0	24.86	24.10
		2593.0	24.72	24.22
		2501.0	24.78	24.13
	1 RB low	2685.0	24.83	24.02
		2593.0	24.76	24.21
		2501.0	24.77	24.10
	50% RB mid	2685.0	23.87	22.83
		2593.0	23.79	22.79
		2501.0	23.85	22.88
	100% RB	2685.0	23.87	22.89
		2593.0	23.82	22.81
		2501.0	23.83	22.81
15MHz	1 RB high	2682.5	24.70	24.21
		2593.0	24.75	23.95
		2503.5	24.69	23.59
	1 RB low	2682.5	24.67	24.20
		2593.0	24.74	24.01
		2503.5	24.79	23.95
	50% RB mid	2682.5	23.81	22.80
		2593.0	23.82	22.81
		2503.5	23.86	22.80
	100% RB	2682.5	23.83	22.83
		2593.0	23.81	22.78
		2503.5	23.86	22.47



20MHz	1 RB high	2680.0	24.74	23.73
		2593.0	24.71	23.87
		2506.0	24.59	23.88
	1 RB low	2680.0	24.57	23.78
		2593.0	24.71	23.84
		2506.0	24.66	23.83
	50% RB mid	2680.0	23.81	22.75
		2593.0	23.82	22.78
		2506.0	23.88	22.83
	100% RB	2680.0	23.78	22.73
		2593.0	23.76	22.72
		2506.0	23.77	22.77



**LTE band 41**  
**PC3**

Bandwidth	RB size/offset	Frequency (MHz)	Power(dBm)	
			QPSK	16QAM
5MHz	1 RB high	2687.5	21.56	20.53
		2593.0	21.54	20.33
		2498.5	21.37	20.18
	1 RB low	2687.5	21.49	20.43
		2593.0	21.54	20.34
		2498.5	21.38	20.17
	50% RB mid	2687.5	20.63	19.60
		2593.0	20.61	19.63
		2498.5	20.43	19.11
	100% RB	2687.5	20.54	19.54
		2593.0	20.52	19.47
		2498.5	20.33	19.33
10MHz	1 RB high	2685.0	21.73	20.53
		2593.0	20.11	20.66
		2501.0	20.27	20.32
	1 RB low	2685.0	20.81	20.65
		2593.0	20.60	20.82
		2501.0	21.25	20.47
	50% RB mid	2685.0	20.50	19.51
		2593.0	20.49	19.49
		2501.0	20.29	19.36
	100% RB	2685.0	20.49	19.55
		2593.0	20.51	19.55
		2501.0	20.32	19.38
15MHz	1 RB high	2682.5	21.47	20.50
		2593.0	21.56	20.43
		2503.5	21.25	20.25
	1 RB low	2682.5	21.62	20.58
		2593.0	21.51	20.42
		2503.5	21.28	20.25
	50% RB mid	2682.5	20.53	19.53
		2593.0	20.55	19.51
		2503.5	20.38	19.34
	100% RB	2682.5	20.56	19.50
		2593.0	20.56	19.52
		2503.5	20.35	19.31



20MHz	1 RB high	2680.0	21.44	20.18
		2593.0	21.48	20.20
		2506.0	21.50	20.06
	1 RB low	2680.0	21.35	20.17
		2593.0	21.51	20.18
		2506.0	21.57	20.04
	50% RB mid	2680.0	20.69	19.49
		2593.0	20.65	19.56
		2506.0	20.72	19.33
	100% RB	2680.0	20.59	19.49
		2593.0	20.64	19.51
		2506.0	20.63	19.30



**LTE band 66**

Bandwidth	RB size/offset	Frequency (MHz)	Power(dBm)	
			QPSK	16QAM
1.4MHz	1 RB high	1779.3	23.19	22.27
		1745.0	23.21	22.34
		1710.7	23.15	22.54
	1 RB low	1779.3	23.20	22.21
		1745.0	23.23	22.26
		1710.7	23.15	22.24
	50% RB mid	1779.3	23.31	22.52
		1745.0	23.31	22.53
		1710.7	23.26	22.47
	100% RB	1779.3	22.25	21.35
		1745.0	22.36	21.43
		1710.7	22.31	21.43
3MHz	1 RB high	1778.5	23.27	22.35
		1745.0	23.20	22.16
		1711.5	23.23	22.15
	1 RB low	1778.5	23.22	22.11
		1745.0	23.28	22.09
		1711.5	23.22	22.01
	50% RB mid	1778.5	22.36	21.13
		1745.0	22.31	21.12
		1711.5	22.25	21.07
	100% RB	1778.5	22.30	21.05
		1745.0	22.27	21.04
		1711.5	22.21	21.08
5MHz	1 RB high	1777.5	23.16	22.38
		1745.0	23.18	22.74
		1712.5	23.17	22.30
	1 RB low	1777.5	23.19	22.36
		1745.0	23.20	22.72
		1712.5	23.11	22.29
	50% RB mid	1777.5	25.69	21.46
		1745.0	22.36	21.50
		1712.5	22.37	21.40
	100% RB	1777.5	22.27	21.35
		1745.0	22.29	21.35
		1712.5	22.32	21.25
10MHz	1 RB high	1775.0	23.31	22.20
		1745.0	23.29	22.34



	1 RB low	1715.0	23.26	22.16
		1775.0	23.27	22.26
		1745.0	23.29	22.29
	50% RB mid	1715.0	23.20	22.21
		1775.0	22.40	21.47
		1745.0	22.37	21.44
	100% RB	1715.0	22.39	21.46
		1775.0	22.42	21.36
		1745.0	22.33	21.35
15MHz	1 RB high	1715.0	22.36	21.35
		1775.0	22.42	21.36
		1745.0	22.33	21.35
	1 RB low	1772.5	23.19	22.61
		1745.0	23.28	22.65
		1717.5	23.18	22.16
	50% RB mid	1772.5	23.23	22.62
		1745.0	23.27	22.67
		1717.5	23.17	22.12
	100% RB	1772.5	22.46	21.43
		1745.0	22.39	21.36
		1717.5	22.44	21.41
20MHz	1 RB high	1772.5	22.48	21.45
		1745.0	22.40	21.34
		1717.5	22.48	21.39
	1 RB low	1770.0	22.96	22.57
		1745.0	22.98	22.56
		1720.0	23.02	22.47
	50% RB mid	1770.0	22.97	22.53
		1745.0	22.98	22.53
		1720.0	22.94	22.42
	100% RB	1770.0	22.34	21.34
		1745.0	22.40	21.35
		1720.0	22.38	21.33
	1 RB high	1770.0	22.34	21.35
		1745.0	22.32	21.30
		1720.0	22.39	21.37



**LTE band 71**

Bandwidth	RB size/offset	Frequency (MHz)	Power(dBm)	
			QPSK	16QAM
5MHz	1 RB high	695.5	22.44	21.17
		680.5	22.34	21.43
		665.5	22.35	21.58
	1 RB low	695.5	22.37	21.75
		680.5	22.41	21.58
		665.5	22.35	21.51
	50% RB mid	695.5	21.58	20.60
		680.5	21.49	20.59
		665.5	21.60	20.56
	100% RB	695.5	21.63	20.56
		680.5	21.51	20.59
		665.5	21.48	20.50
10MHz	1 RB high	693	22.58	21.53
		680.5	22.43	21.43
		668	22.50	21.54
	1 RB low	693	22.38	21.37
		680.5	22.34	21.35
		668	22.39	21.42
	50% RB mid	693	21.59	20.65
		680.5	21.52	20.51
		668	21.58	20.61
	100% RB	693	21.60	20.62
		680.5	21.53	20.57
		668	21.61	20.62
15MHz	1 RB high	690.5	22.46	21.95
		680.5	22.34	21.37
		670.5	22.41	21.34
	1 RB low	690.5	22.34	21.81
		680.5	22.33	21.31
		670.5	22.40	21.69
	50% RB mid	690.5	21.54	20.54
		680.5	21.51	20.55
		670.5	21.50	20.53
	100% RB	690.5	21.50	20.47
		680.5	21.49	20.50
		670.5	21.52	20.49
20MHz	1 RB high	688	22.25	21.75



		680.5	23.27	21.82
		673	22.24	21.79
	1 RB low	688	22.09	21.57
		680.5	22.09	21.68
		673	22.16	21.54
	50% RB mid	688	21.59	20.49
		680.5	21.58	20.55
		673	21.53	20.47
	100% RB	688	21.49	20.43
		680.5	21.58	20.56
		673	21.40	20.38



### A.1.3 Radiated

#### A.1.3.1 Description

This is the test for the maximum radiated power from the EUT.

Rule Part 22.913(a) specifies "Mobile stations are limited to 2.0 watts EIRP."

Rule Part 24.232(b) specifies, "Mobile/portable stations are limited to 2 watts e.i.r.p. Peak power" and 24.232(c) specifies that "Peak transmit power must be measured over any interval of continuous transmission using instrumentation calibrated in terms of an rms-equivalent voltage."

Rule Part 27.50(d) specifies "Fixed, mobile, and portable (handheld) stations operating in the 1710–1755 MHz band are limited to 1 watt EIRP".

Rule Part 27.50(h)(2) specifies "Mobile stations are limited to 2.0 watts EIRP."

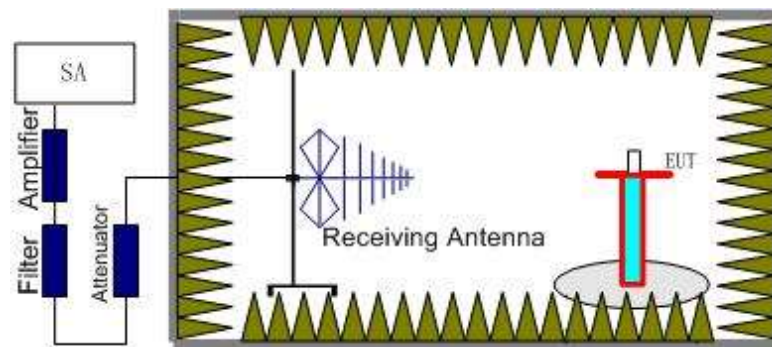
Rule Part 27.50(c) specifies "Portable stations (hand-held de-vices) are limited to 3 watts ERP."

Rule Part 90.635(b) specifies "The maximum output power of the transmitter for mobile stations is 100 watts(50dBm)".

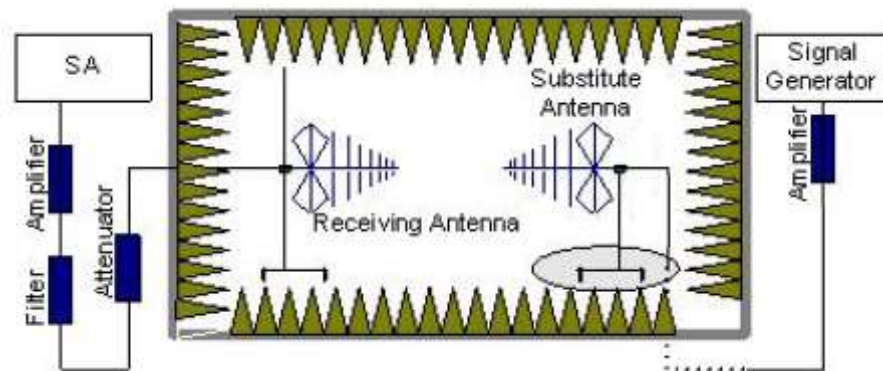
#### A.1.3.2 Method of Measurement

The measurements procedures in TIA-603-E-2016 are used.

1. EUT was placed on a 1.5 meter high non-conductive stand at a 3 meter test distance from the receive antenna. A receiving antenna was placed on the antenna mast 3 meters from the EUT for emission measurements. The height of receiving antenna is 1.5m. The test setup refers to figure below. Detected emissions were maximized at each frequency by rotating the EUT through 360° and adjusting the receiving antenna polarization. The radiated emission measurements of all transmit frequencies in three channels (High, Middle, Low) were measured with peak detector.



2. The EUT is then put into continuously transmitting mode at its maximum power level during the test. And the maximum value of the receiver should be recorded as (Pr).
3. The EUT shall be replaced by a substitution antenna. The test setup refers to figure below.



In the chamber, a substitution antenna for the frequency band of interest is placed at the reference point of the chamber. An RF signal source for the frequency band of interest is connected to the substitution antenna with a cable that has been constructed to not interfere with the radiation pattern of the antenna. A power ( $P_{Mea}$ ) is applied to the input of the substitution antenna. Adjust the level of the signal generator output until the value of the receiver reaches the previously recorded ( $P_r$ ). The power of signal source ( $P_{Mea}$ ) is recorded. The test should be performed by rotating the test item and adjusting the receiving antenna polarization.

4. An amplifier should be connected to the Signal Source output port. And the cable should be connected between the amplifier and the substitution antenna. The cable loss ( $P_{cl}$ ), the substitution antenna Gain ( $G_a$ ) and the amplifier Gain ( $P_{Ag}$ ) should be recorded after test.

The measurement results are obtained as described below:

$$\text{Power (EIRP)} = P_{Mea} - P_{Ag} - P_{cl} - G_a$$

5. This value is EIRP since the measurement is calibrated using an antenna of known gain (unit dBi) and known input power.
6. ERP can be calculated from EIRP by subtracting the gain of the dipole,  $ERP = EIRP - 2.15$ .



### A.1.3.3 Measurement result

#### LTE Band 7- EIRP

Limits:  $\leq 33$  dBm (2W)

#### LTE Band 7\_5MHz\_QPSK

Frequency(MHz)	P <sub>Mea</sub> (dBm)	P <sub>cl</sub> (dB)	P <sub>Ag</sub> (dB)	G <sub>a</sub> (dBi)	EIRP(dBm)	Limit(dBm)	Margin(dB)	Polarization
2502.50	-23.83	3.58	45.68	6.10	24.37	33.00	8.63	H
2535.00	-22.79	3.63	44.82	6.16	24.56	33.00	8.44	H
2567.50	-23.39	3.65	44.92	6.22	24.10	33.00	8.90	H

#### LTE Band 7\_10MHz\_QPSK

Frequency(MHz)	P <sub>Mea</sub> (dBm)	P <sub>cl</sub> (dB)	P <sub>Ag</sub> (dB)	G <sub>a</sub> (dBi)	EIRP(dBm)	Limit(dBm)	Margin(dB)	Polarization
2505.00	-23.62	3.59	45.64	6.11	24.54	33.00	8.46	H
2535.00	-22.71	3.63	44.82	6.16	24.64	33.00	8.36	H
2565.00	-23.35	3.65	44.97	6.22	24.19	33.00	8.81	H

#### LTE Band 7\_15MHz\_QPSK

Frequency(MHz)	P <sub>Mea</sub> (dBm)	P <sub>cl</sub> (dB)	P <sub>Ag</sub> (dB)	G <sub>a</sub> (dBi)	EIRP(dBm)	Limit(dBm)	Margin(dB)	Polarization
2507.50	-22.77	3.59	44.92	6.11	24.67	33.00	8.33	H
2535.00	-22.78	3.63	44.82	6.16	24.57	33.00	8.43	H
2562.50	-24.14	3.65	45.67	6.21	24.09	33.00	8.91	H

#### LTE Band 7\_20MHz\_QPSK

Frequency(MHz)	P <sub>Mea</sub> (dBm)	P <sub>cl</sub> (dB)	P <sub>Ag</sub> (dB)	G <sub>a</sub> (dBi)	EIRP(dBm)	Limit(dBm)	Margin(dB)	Polarization
2510.00	-22.94	3.58	45.36	6.12	24.96	33.00	8.04	H
2535.00	-22.64	3.63	44.82	6.16	24.71	33.00	8.29	H
2560.00	-24.19	3.64	45.98	6.21	24.36	33.00	8.64	H



**LTE Band 7\_5MHz\_16QAM**

Frequency(MHz)	P <sub>Mea</sub> (dBm)	P <sub>cl</sub> (dB)	P <sub>Ag</sub> (dB)	G <sub>a</sub> (dBi)	EIRP(dBm)	Limit(dBm)	Margin(dB)	Polarization
2502.50	-24.70	3.58	45.68	6.10	23.50	33.00	9.50	H
2535.00	-23.74	3.63	44.82	6.16	23.61	33.00	9.39	H
2567.50	-24.32	3.65	44.92	6.22	23.17	33.00	9.83	H

**LTE Band 7\_10MHz\_16QAM**

Frequency(MHz)	P <sub>Mea</sub> (dBm)	P <sub>cl</sub> (dB)	P <sub>Ag</sub> (dB)	G <sub>a</sub> (dBi)	EIRP(dBm)	Limit(dBm)	Margin(dB)	Polarization
2505.00	-24.59	3.59	45.64	6.11	23.57	33.00	9.43	H
2535.00	-23.58	3.63	44.82	6.16	23.77	33.00	9.23	H
2565.00	-24.49	3.65	44.97	6.22	23.05	33.00	9.95	H

**LTE Band 7\_15MHz\_16QAM**

Frequency(MHz)	P <sub>Mea</sub> (dBm)	P <sub>cl</sub> (dB)	P <sub>Ag</sub> (dB)	G <sub>a</sub> (dBi)	EIRP(dBm)	Limit(dBm)	Margin(dB)	Polarization
2507.50	-23.59	3.59	44.92	6.11	23.85	33.00	9.15	H
2535.00	-23.65	3.63	44.82	6.16	23.70	33.00	9.30	H
2562.50	-25.27	3.65	45.67	6.21	22.96	33.00	10.04	H

**LTE Band 7\_20MHz\_16QAM**

Frequency(MHz)	P <sub>Mea</sub> (dBm)	P <sub>cl</sub> (dB)	P <sub>Ag</sub> (dB)	G <sub>a</sub> (dBi)	EIRP(dBm)	Limit(dBm)	Margin(dB)	Polarization
2510.00	-23.85	3.58	45.36	6.12	24.05	33.00	8.95	H
2535.00	-23.51	3.63	44.82	6.16	23.84	33.00	9.16	H
2560.00	-25.31	3.64	45.98	6.21	23.24	33.00	9.76	H



**LTE Band 12 - ERP**

**Limits:** ≤34.77dBm (3W)

**LTE Band 12\_1.4MHz\_QPSK**

Frequency(MHz)	P <sub>Mea</sub> (dBm)	P <sub>cl</sub> (dB)	P <sub>Ag</sub> (dB)	G <sub>a</sub> (dBi)	Correction (dB)	ERP(dBm)	Limit(dBm)	Margin(dB)	Polarization
699.70	-21.47	1.90	44.66	0.77	2.15	19.91	34.77	14.86	V
707.50	-22.26	1.91	44.94	0.62	2.15	19.24	34.77	15.53	H
715.30	-22.56	1.92	45.26	0.50	2.15	19.13	34.77	15.64	H

**LTE Band 12\_3MHz\_QPSK**

Frequency(MHz)	P <sub>Mea</sub> (dBm)	P <sub>cl</sub> (dB)	P <sub>Ag</sub> (dB)	G <sub>a</sub> (dBi)	Correction (dB)	ERP(dBm)	Limit(dBm)	Margin(dB)	Polarization
700.50	-21.60	1.90	44.68	0.76	2.15	19.79	34.77	14.98	V
707.50	-22.36	1.91	44.94	0.62	2.15	19.14	34.77	15.63	V
714.50	-22.60	1.92	45.26	0.50	2.15	19.09	34.77	15.68	H

**LTE Band 12\_5MHz\_QPSK**

Frequency(MHz)	P <sub>Mea</sub> (dBm)	P <sub>cl</sub> (dB)	P <sub>Ag</sub> (dB)	G <sub>a</sub> (dBi)	Correction (dB)	ERP(dBm)	Limit(dBm)	Margin(dB)	Polarization
701.50	-21.84	1.90	44.81	0.74	2.15	19.66	34.77	15.11	V
707.50	-22.44	1.91	44.94	0.62	2.15	19.06	34.77	15.71	H
713.50	-22.47	1.92	45.22	0.50	2.15	19.18	34.77	15.59	H

**LTE Band 12\_10MHz\_QPSK**

Frequency(MHz)	P <sub>Mea</sub> (dBm)	P <sub>cl</sub> (dB)	P <sub>Ag</sub> (dB)	G <sub>a</sub> (dBi)	Correction (dB)	ERP(dBm)	Limit(dBm)	Margin(dB)	Polarization
704.00	-22.00	1.91	44.93	0.70	2.15	19.57	34.77	15.20	V
707.50	-22.29	1.91	44.94	0.62	2.15	19.21	34.77	15.56	V
711.00	-22.57	1.92	45.19	0.53	2.15	19.08	34.77	15.69	H



**LTE Band 12\_1.4MHz\_16QAM**

Frequency(MHz)	P <sub>Mea</sub> (dBm)	P <sub>cl</sub> (dB)	P <sub>Ag</sub> (dB)	G <sub>a</sub> (dBi)	Correction (dB)	ERP(dBm)	Limit(dBm)	Margin(dB)	Polarization
699.70	-22.54	1.90	44.66	0.77	2.15	18.84	34.77	15.93	V
707.50	-23.38	1.91	44.94	0.62	2.15	18.12	34.77	16.65	H
715.30	-23.63	1.92	45.26	0.50	2.15	18.06	34.77	16.71	H

**LTE Band 12\_3MHz\_16QAM**

Frequency(MHz)	P <sub>Mea</sub> (dBm)	P <sub>cl</sub> (dB)	P <sub>Ag</sub> (dB)	G <sub>a</sub> (dBi)	Correction (dB)	ERP(dBm)	Limit(dBm)	Margin(dB)	Polarization
700.50	-22.56	1.90	44.68	0.76	2.15	18.83	34.77	15.94	V
707.50	-23.44	1.91	44.94	0.62	2.15	18.06	34.77	16.71	V
714.50	-23.69	1.92	45.26	0.50	2.15	18.00	34.77	16.77	H

**LTE Band 12\_5MHz\_16QAM**

Frequency(MHz)	P <sub>Mea</sub> (dBm)	P <sub>cl</sub> (dB)	P <sub>Ag</sub> (dB)	G <sub>a</sub> (dBi)	Correction (dB)	ERP(dBm)	Limit(dBm)	Margin(dB)	Polarization
701.50	-22.70	1.90	44.81	0.74	2.15	18.80	34.77	15.97	V
707.50	-23.42	1.91	44.94	0.62	2.15	18.08	34.77	16.69	H
713.50	-23.55	1.92	45.22	0.50	2.15	18.10	34.77	16.67	H

**LTE Band 12\_10MHz\_16QAM**

Frequency(MHz)	P <sub>Mea</sub> (dBm)	P <sub>cl</sub> (dB)	P <sub>Ag</sub> (dB)	G <sub>a</sub> (dBi)	Correction (dB)	ERP(dBm)	Limit(dBm)	Margin(dB)	Polarization
704.00	-23.03	1.91	44.93	0.70	2.15	18.54	34.77	16.23	V
707.50	-23.32	1.91	44.94	0.62	2.15	18.18	34.77	16.59	H
711.00	-23.71	1.92	45.19	0.53	2.15	17.94	34.77	16.83	H



**LTE Band 25- EIRP**

Limits: ≤33dBm (2W)

**LTE Band 25\_1.4MHz\_QPSK**

Frequency(MHz)	P <sub>Mea</sub> (dBm)	P <sub>cl</sub> (dB)	P <sub>Ag</sub> (dB)	G <sub>a</sub> (dBi)	EIRP(dBm)	Limit(dBm)	Margin(dB)	Polarization
1850.70	-21.92	2.92	43.75	4.87	23.78	33.00	9.22	H
1882.50	-21.42	3.13	43.75	4.81	24.01	33.00	8.99	H
1914.30	-20.30	2.89	43.78	4.75	25.34	33.00	7.66	H

**LTE Band 25\_3MHz\_QPSK**

Frequency(MHz)	P <sub>Mea</sub> (dBm)	P <sub>cl</sub> (dB)	P <sub>Ag</sub> (dB)	G <sub>a</sub> (dBi)	EIRP(dBm)	Limit(dBm)	Margin(dB)	Polarization
1851.50	-22.14	2.87	43.75	4.87	23.61	33.00	9.39	H
1882.50	-21.56	3.13	43.75	4.81	23.87	33.00	9.13	H
1913.50	-20.50	2.88	43.78	4.76	25.16	33.00	7.84	H

**LTE Band 25\_5MHz\_QPSK**

Frequency(MHz)	P <sub>Mea</sub> (dBm)	P <sub>cl</sub> (dB)	P <sub>Ag</sub> (dB)	G <sub>a</sub> (dBi)	EIRP(dBm)	Limit(dBm)	Margin(dB)	Polarization
1852.50	-22.29	2.87	43.75	4.87	23.46	33.00	9.54	H
1882.50	-21.53	3.13	43.75	4.81	23.90	33.00	9.10	H
1912.50	-20.55	2.86	43.77	4.76	25.12	33.00	7.88	H

**LTE Band 25\_10MHz\_QPSK**

Frequency(MHz)	P <sub>Mea</sub> (dBm)	P <sub>cl</sub> (dB)	P <sub>Ag</sub> (dB)	G <sub>a</sub> (dBi)	EIRP(dBm)	Limit(dBm)	Margin(dB)	Polarization
1855.00	-22.37	2.88	43.74	4.86	23.35	33.00	9.65	H
1882.50	-21.47	3.13	43.75	4.81	23.96	33.00	9.04	H
1910.00	-20.58	2.88	43.77	4.76	25.07	33.00	7.93	H

**LTE Band 25\_15MHz\_QPSK**

Frequency(MHz)	P <sub>Mea</sub> (dBm)	P <sub>cl</sub> (dB)	P <sub>Ag</sub> (dB)	G <sub>a</sub> (dBi)	EIRP(dBm)	Limit(dBm)	Margin(dB)	Polarization
1857.50	-22.61	2.87	43.75	4.86	23.13	33.00	9.87	H
1882.50	-21.59	3.13	43.75	4.81	23.84	33.00	9.16	H
1907.50	-20.91	2.84	43.77	4.77	24.79	33.00	8.21	H

**LTE Band 25\_20 MHz\_QPSK**

Frequency(MHz)	P <sub>Mea</sub> (dBm)	P <sub>cl</sub> (dB)	P <sub>Ag</sub> (dB)	G <sub>a</sub> (dBi)	EIRP(dBm)	Limit(dBm)	Margin(dB)	Polarization
1860.00	-22.49	2.86	43.75	4.85	23.25	33.00	9.75	H
1882.50	-21.47	3.13	43.75	4.81	23.96	33.00	9.04	H
1905.00	-21.03	2.87	43.77	4.77	24.64	33.00	8.36	H



**LTE Band 25\_1.4MHz\_16QAM**

Frequency(MHz)	P <sub>Mea</sub> (dBm)	P <sub>cl</sub> (dB)	P <sub>Ag</sub> (dB)	G <sub>a</sub> (dBi)	EIRP(dBm)	Limit(dBm)	Margin(dB)	Polarization
1850.70	-22.81	2.92	43.75	4.87	22.89	33.00	10.11	H
1882.50	-22.30	3.13	43.75	4.81	23.13	33.00	9.87	H
1914.30	-21.17	2.89	43.78	4.75	24.47	33.00	8.53	H

**LTE Band 25\_3MHz\_16QAM**

Frequency(MHz)	P <sub>Mea</sub> (dBm)	P <sub>cl</sub> (dB)	P <sub>Ag</sub> (dB)	G <sub>a</sub> (dBi)	EIRP(dBm)	Limit(dBm)	Margin(dB)	Polarization
1851.50	-23.03	2.87	43.75	4.87	22.72	33.00	10.28	H
1882.50	-22.29	3.13	43.75	4.81	23.14	33.00	9.86	H
1913.50	-21.41	2.88	43.78	4.76	24.25	33.00	8.75	H

**LTE Band 25\_5MHz\_16QAM**

Frequency(MHz)	P <sub>Mea</sub> (dBm)	P <sub>cl</sub> (dB)	P <sub>Ag</sub> (dB)	G <sub>a</sub> (dBi)	EIRP(dBm)	Limit(dBm)	Margin(dB)	Polarization
1852.50	-22.98	2.87	43.75	4.87	22.77	33.00	10.23	H
1882.50	-22.41	3.13	43.75	4.81	23.02	33.00	9.98	H
1912.50	-21.28	2.86	43.77	4.76	24.39	33.00	8.61	H

**LTE Band 25\_10MHz\_16QAM**

Frequency(MHz)	P <sub>Mea</sub> (dBm)	P <sub>cl</sub> (dB)	P <sub>Ag</sub> (dB)	G <sub>a</sub> (dBi)	EIRP(dBm)	Limit(dBm)	Margin(dB)	Polarization
1855.00	-23.11	2.88	43.74	4.86	22.61	33.00	10.39	H
1882.50	-22.30	3.13	43.75	4.81	23.13	33.00	9.87	H
1910.00	-21.53	2.88	43.77	4.76	24.12	33.00	8.88	H

**LTE Band 25\_15MHz\_16QAM**

Frequency(MHz)	P <sub>Mea</sub> (dBm)	P <sub>cl</sub> (dB)	P <sub>Ag</sub> (dB)	G <sub>a</sub> (dBi)	EIRP(dBm)	Limit(dBm)	Margin(dB)	Polarization
1857.50	-23.37	2.87	43.75	4.86	22.37	33.00	10.63	H
1882.50	-22.32	3.13	43.75	4.81	23.11	33.00	9.89	H
1907.50	-21.83	2.84	43.77	4.77	23.87	33.00	9.13	H

**LTE Band 25\_20 MHz\_16QAM**

Frequency(MHz)	P <sub>Mea</sub> (dBm)	P <sub>cl</sub> (dB)	P <sub>Ag</sub> (dB)	G <sub>a</sub> (dBi)	EIRP(dBm)	Limit(dBm)	Margin(dB)	Polarization
1860.00	-23.42	2.86	43.75	4.85	22.32	33.00	10.68	H
1882.50	-22.22	3.13	43.75	4.81	23.21	33.00	9.79	H
1905.00	-21.94	2.87	43.77	4.77	23.73	33.00	9.27	H





**LTE Band 26(814MHz~824MHz)- ERP**

**Limits:** ≤50dBm (100W)

**LTE Band 26\_1.4MHz\_QPSK**

Frequency(MHz)	P <sub>Mea</sub> (dBm)	P <sub>cl</sub> (dB)	P <sub>Ag</sub> (dB)	G <sub>a</sub> (dBi)	Correction (dB)	ERP(dBm)	Limit(dBm)	Margin(dB)	Polarization
814.70	-25.97	2.13	45.86	0.89	2.15	16.50	50.00	33.50	H
819.00	-25.90	2.19	45.84	1.05	2.15	16.65	50.00	33.35	H
823.30	-24.98	2.24	45.79	0.55	2.15	16.97	50.00	33.03	H

**LTE Band 26\_3MHz\_QPSK**

Frequency(MHz)	P <sub>Mea</sub> (dBm)	P <sub>cl</sub> (dB)	P <sub>Ag</sub> (dB)	G <sub>a</sub> (dBi)	Correction (dB)	ERP(dBm)	Limit(dBm)	Margin(dB)	Polarization
815.50	-26.09	2.14	45.87	0.93	2.15	16.42	50.00	33.58	H
819.00	-26.01	2.19	45.84	1.05	2.15	16.54	50.00	33.46	H
822.50	-25.00	2.23	45.81	0.33	2.15	16.76	50.00	33.24	H

**LTE Band 26\_5MHz\_QPSK**

Frequency(MHz)	P <sub>Mea</sub> (dBm)	P <sub>cl</sub> (dB)	P <sub>Ag</sub> (dB)	G <sub>a</sub> (dBi)	Correction (dB)	ERP(dBm)	Limit(dBm)	Margin(dB)	Polarization
816.50	-26.13	2.16	45.88	0.98	2.15	16.42	50.00	33.58	H
819.00	-26.01	2.19	45.84	1.05	2.15	16.54	50.00	33.46	H
821.50	-25.55	2.22	45.82	0.71	2.15	16.61	50.00	33.39	H

**LTE Band 26\_10MHz\_QPSK**

Frequency(MHz)	P <sub>Mea</sub> (dBm)	P <sub>cl</sub> (dB)	P <sub>Ag</sub> (dB)	G <sub>a</sub> (dBi)	Correction (dB)	ERP(dBm)	Limit(dBm)	Margin(dB)	Polarization
819.00	-25.93	2.19	45.84	1.05	2.15	16.62	50.00	33.38	H



**LTE Band 26\_1.4MHz\_16QAM**

Frequency(MHz)	P <sub>Mea</sub> (dBm)	P <sub>cl</sub> (dB)	P <sub>Ag</sub> (dB)	G <sub>a</sub> (dBi)	Correction (dB)	ERP(dBm)	Limit(dBm)	Margin(dB)	Polarization
814.70	-26.94	2.13	45.86	0.89	2.15	15.53	50.00	34.47	H
819.00	-26.88	2.19	45.84	1.05	2.15	15.67	50.00	34.33	H
823.30	-25.99	2.24	45.79	0.55	2.15	15.96	50.00	34.04	H

**LTE Band 26\_3MHz\_16QAM**

Frequency(MHz)	P <sub>Mea</sub> (dBm)	P <sub>cl</sub> (dB)	P <sub>Ag</sub> (dB)	G <sub>a</sub> (dBi)	Correction (dB)	ERP(dBm)	Limit(dBm)	Margin(dB)	Polarization
815.50	-26.98	2.14	45.87	0.93	2.15	15.53	50.00	34.47	H
819.00	-27.04	2.19	45.84	1.05	2.15	15.51	50.00	34.49	H
822.50	-25.93	2.23	45.81	0.33	2.15	15.83	50.00	34.17	H

**LTE Band 26\_5MHz\_16QAM**

Frequency(MHz)	P <sub>Mea</sub> (dBm)	P <sub>cl</sub> (dB)	P <sub>Ag</sub> (dB)	G <sub>a</sub> (dBi)	Correction (dB)	ERP(dBm)	Limit(dBm)	Margin(dB)	Polarization
816.50	-27.05	2.16	45.88	0.98	2.15	15.50	50.00	34.50	H
819.00	-27.00	2.19	45.84	1.05	2.15	15.55	50.00	34.45	H
821.50	-26.37	2.22	45.82	0.71	2.15	15.79	50.00	34.21	H

**LTE Band 26\_10MHz\_16QAM**

Frequency(MHz)	P <sub>Mea</sub> (dBm)	P <sub>cl</sub> (dB)	P <sub>Ag</sub> (dB)	G <sub>a</sub> (dBi)	Correction (dB)	ERP(dBm)	Limit(dBm)	Margin(dB)	Polarization
819.00	-26.78	2.19	45.84	1.05	2.15	15.77	50.00	34.23	H



**LTE Band 26(824MHz~849MHz)- ERP**

**Limits:** ≤38.45dBm (7W)

**LTE Band 26\_1.4MHz\_QPSK**

Frequency(MHz)	P <sub>Mea</sub> (dBm)	P <sub>cl</sub> (dB)	P <sub>Ag</sub> (dB)	G <sub>a</sub> (dBi)	Correction (dB)	ERP(dBm)	Limit(dBm)	Margin(dB)	Polarization
824.70	-25.30	2.26	45.79	0.95	2.15	17.03	38.45	21.42	H
836.50	-25.25	2.26	45.66	0.82	2.15	16.82	38.45	21.63	H
848.30	-25.96	2.27	45.55	0.80	2.15	15.97	38.45	22.48	H

**LTE Band 26\_3MHz\_QPSK**

Frequency(MHz)	P <sub>Mea</sub> (dBm)	P <sub>cl</sub> (dB)	P <sub>Ag</sub> (dB)	G <sub>a</sub> (dBi)	Correction (dB)	ERP(dBm)	Limit(dBm)	Margin(dB)	Polarization
825.50	-25.42	2.26	45.79	0.94	2.15	16.90	38.45	21.55	H
836.50	-25.43	2.26	45.66	0.82	2.15	16.64	38.45	21.81	H
847.50	-26.10	2.27	45.56	0.81	2.15	15.85	38.45	22.60	H

**LTE Band 26\_5MHz\_QPSK**

Frequency(MHz)	P <sub>Mea</sub> (dBm)	P <sub>cl</sub> (dB)	P <sub>Ag</sub> (dB)	G <sub>a</sub> (dBi)	Correction (dB)	ERP(dBm)	Limit(dBm)	Margin(dB)	Polarization
826.50	-25.38	2.25	45.77	0.93	2.15	16.92	38.45	21.53	H
836.50	-25.41	2.26	45.66	0.82	2.15	16.66	38.45	21.79	H
846.50	-26.11	2.26	45.56	0.82	2.15	15.86	38.45	22.59	H

**LTE Band 26\_10MHz\_QPSK**

Frequency(MHz)	P <sub>Mea</sub> (dBm)	P <sub>cl</sub> (dB)	P <sub>Ag</sub> (dB)	G <sub>a</sub> (dBi)	Correction (dB)	ERP(dBm)	Limit(dBm)	Margin(dB)	Polarization
829.00	-25.43	2.13	45.74	0.90	2.15	16.93	38.45	21.52	H
836.50	-25.29	2.26	45.66	0.82	2.15	16.78	38.45	21.67	H
844.00	-26.00	2.26	45.59	0.82	2.15	16.00	38.45	22.45	H

**LTE Band 26\_15MHz\_QPSK**

Frequency(MHz)	P <sub>Mea</sub> (dBm)	P <sub>cl</sub> (dB)	P <sub>Ag</sub> (dB)	G <sub>a</sub> (dBi)	Correction (dB)	ERP(dBm)	Limit(dBm)	Margin(dB)	Polarization
831.50	-25.58	2.12	45.71	0.87	2.15	16.73	38.45	21.72	H
836.50	-25.37	2.26	45.66	0.82	2.15	16.70	38.45	21.75	H
841.50	-26.11	2.26	45.61	0.82	2.15	15.91	38.45	22.54	H



**LTE Band 26\_1.4MHz\_16QAM**

Frequency(MHz)	P <sub>Mea</sub> (dBm)	P <sub>cl</sub> (dB)	P <sub>Ag</sub> (dB)	G <sub>a</sub> (dBi)	Correction (dB)	ERP(dBm)	Limit(dBm)	Margin(dB)	Polarization
824.70	-26.27	2.26	45.79	0.95	2.15	16.06	38.45	22.39	H
836.50	-26.23	2.26	45.66	0.82	2.15	15.84	38.45	22.61	H
848.30	-26.99	2.27	45.55	0.80	2.15	14.94	38.45	23.51	H

**LTE Band 26\_3MHz\_16QAM**

Frequency(MHz)	P <sub>Mea</sub> (dBm)	P <sub>cl</sub> (dB)	P <sub>Ag</sub> (dB)	G <sub>a</sub> (dBi)	Correction (dB)	ERP(dBm)	Limit(dBm)	Margin(dB)	Polarization
825.50	-26.40	2.26	45.79	0.94	2.15	15.92	38.45	22.53	H
836.50	-26.31	2.26	45.66	0.82	2.15	15.76	38.45	22.69	H
847.50	-27.07	2.27	45.56	0.81	2.15	14.88	38.45	23.57	H

**LTE Band 26\_5MHz\_16QAM**

Frequency(MHz)	P <sub>Mea</sub> (dBm)	P <sub>cl</sub> (dB)	P <sub>Ag</sub> (dB)	G <sub>a</sub> (dBi)	Correction (dB)	ERP(dBm)	Limit(dBm)	Margin(dB)	Polarization
826.50	-26.36	2.25	45.77	0.93	2.15	15.94	38.45	22.51	H
836.50	-26.24	2.26	45.66	0.82	2.15	15.83	38.45	22.62	H
846.50	-26.96	2.26	45.56	0.82	2.15	15.01	38.45	23.44	H

**LTE Band 26\_10MHz\_16QAM**

Frequency(MHz)	P <sub>Mea</sub> (dBm)	P <sub>cl</sub> (dB)	P <sub>Ag</sub> (dB)	G <sub>a</sub> (dBi)	Correction (dB)	ERP(dBm)	Limit(dBm)	Margin(dB)	Polarization
829.00	-26.41	2.13	45.74	0.90	2.15	15.95	38.45	22.50	H
836.50	-26.20	2.26	45.66	0.82	2.15	15.87	38.45	22.58	H
844.00	-26.92	2.26	45.59	0.82	2.15	15.08	38.45	23.37	H

**LTE Band 26\_15MHz\_16QAM**

Frequency(MHz)	P <sub>Mea</sub> (dBm)	P <sub>cl</sub> (dB)	P <sub>Ag</sub> (dB)	G <sub>a</sub> (dBi)	Correction (dB)	ERP(dBm)	Limit(dBm)	Margin(dB)	Polarization
831.50	-26.46	2.12	45.71	0.87	2.15	15.85	38.45	22.60	H
836.50	-26.41	2.26	45.66	0.82	2.15	15.66	38.45	22.79	H
841.50	-26.96	2.26	45.61	0.82	2.15	15.06	38.45	23.39	H



**LTE Band 41- EIRP**

**PC2**

**Limits:** ≤33dBm (2W)

**LTE Band 41\_5MHz\_QPSK**

Frequency(MHz)	P <sub>Mea</sub> (dBm)	P <sub>cl</sub> (dB)	P <sub>Ag</sub> (dB)	G <sub>a</sub> (dBi)	EIRP(dBm)	Limit(dBm)	Margin(dB)	Polarization
2498.50	-25.95	3.58	45.59	6.10	22.16	33.00	10.84	H
2593.00	-25.41	3.69	44.93	6.27	22.10	33.00	10.90	H
2687.50	-24.04	3.73	44.98	6.44	23.65	33.00	9.35	H

**LTE Band 41\_10MHz\_QPSK**

Frequency(MHz)	P <sub>Mea</sub> (dBm)	P <sub>cl</sub> (dB)	P <sub>Ag</sub> (dB)	G <sub>a</sub> (dBi)	EIRP(dBm)	Limit(dBm)	Margin(dB)	Polarization
2501.00	-25.64	3.58	45.65	6.10	22.53	33.00	10.47	H
2593.00	-25.23	3.69	44.93	6.27	22.28	33.00	10.72	H
2685.00	-23.90	3.73	44.98	6.43	23.78	33.00	9.22	H

**LTE Band 41\_15MHz\_QPSK**

Frequency(MHz)	P <sub>Mea</sub> (dBm)	P <sub>cl</sub> (dB)	P <sub>Ag</sub> (dB)	G <sub>a</sub> (dBi)	EIRP(dBm)	Limit(dBm)	Margin(dB)	Polarization
2503.50	-25.62	3.58	45.65	6.11	22.56	33.00	10.44	H
2593.00	-25.35	3.69	44.93	6.27	22.16	33.00	10.84	H
2682.50	-24.17	3.73	44.98	6.43	23.51	33.00	9.49	H

**LTE Band 41\_20MHz\_QPSK**

Frequency(MHz)	P <sub>Mea</sub> (dBm)	P <sub>cl</sub> (dB)	P <sub>Ag</sub> (dB)	G <sub>a</sub> (dBi)	EIRP(dBm)	Limit(dBm)	Margin(dB)	Polarization
2506.00	-24.86	3.59	45.15	6.11	22.81	33.00	10.19	H
2593.00	-25.19	3.69	44.93	6.27	22.32	33.00	10.68	H
2680.00	-23.81	3.73	44.97	6.42	23.85	33.00	9.15	H



**LTE Band 41\_5MHz\_16QAM**

Frequency(MHz)	P <sub>Mea</sub> (dBm)	P <sub>cl</sub> (dB)	P <sub>Ag</sub> (dB)	G <sub>a</sub> (dBi)	EIRP(dBm)	Limit(dBm)	Margin(dB)	Polarization
2498.50	-26.77	3.58	45.59	6.10	21.34	33.00	11.66	H
2593.00	-26.26	3.69	44.93	6.27	21.25	33.00	11.75	H
2687.50	-24.98	3.73	44.98	6.44	22.71	33.00	10.29	H

**LTE Band 41\_10MHz\_16QAM**

Frequency(MHz)	P <sub>Mea</sub> (dBm)	P <sub>cl</sub> (dB)	P <sub>Ag</sub> (dB)	G <sub>a</sub> (dBi)	EIRP(dBm)	Limit(dBm)	Margin(dB)	Polarization
2501.00	-26.69	3.58	45.65	6.10	21.48	33.00	11.52	H
2593.00	-26.11	3.69	44.93	6.27	21.40	33.00	11.60	H
2685.00	-24.83	3.73	44.98	6.43	22.85	33.00	10.15	H

**LTE Band 41\_15MHz\_16QAM**

Frequency(MHz)	P <sub>Mea</sub> (dBm)	P <sub>cl</sub> (dB)	P <sub>Ag</sub> (dB)	G <sub>a</sub> (dBi)	EIRP(dBm)	Limit(dBm)	Margin(dB)	Polarization
2503.50	-26.54	3.58	45.65	6.11	21.64	33.00	11.36	H
2593.00	-26.40	3.69	44.93	6.27	21.11	33.00	11.89	H
2682.50	-24.99	3.73	44.98	6.43	22.69	33.00	10.31	H

**LTE Band 41\_20MHz\_16QAM**

Frequency(MHz)	P <sub>Mea</sub> (dBm)	P <sub>cl</sub> (dB)	P <sub>Ag</sub> (dB)	G <sub>a</sub> (dBi)	EIRP(dBm)	Limit(dBm)	Margin(dB)	Polarization
2506.00	-25.80	3.59	45.15	6.11	21.87	33.00	11.13	H
2593.00	-26.00	3.69	44.93	6.27	21.51	33.00	11.49	H
2680.00	-24.82	3.73	44.97	6.42	22.84	33.00	10.16	H



**LTE Band 41- EIRP**

**PC3**

**Limits:** ≤33dBm (2W)

**LTE Band 41\_5MHz\_QPSK**

Frequency(MHz)	P <sub>Mea</sub> (dBm)	P <sub>cl</sub> (dB)	P <sub>Ag</sub> (dB)	G <sub>a</sub> (dBi)	EIRP(dBm)	Limit(dBm)	Margin(dB)	Polarization
2498.50	-28.99	3.58	45.59	6.10	19.12	33.00	13.88	H
2593.00	-28.74	3.69	44.93	6.27	18.77	33.00	14.23	H
2687.50	-26.95	3.73	44.98	6.44	20.74	33.00	12.26	H

**LTE Band 41\_10MHz\_QPSK**

Frequency(MHz)	P <sub>Mea</sub> (dBm)	P <sub>cl</sub> (dB)	P <sub>Ag</sub> (dB)	G <sub>a</sub> (dBi)	EIRP(dBm)	Limit(dBm)	Margin(dB)	Polarization
2501.00	-28.70	3.58	45.65	6.10	19.47	33.00	13.53	H
2593.00	-28.55	3.69	44.93	6.27	18.96	33.00	14.04	H
2685.00	-26.74	3.73	44.98	6.43	20.94	33.00	12.06	H

**LTE Band 41\_15MHz\_QPSK**

Frequency(MHz)	P <sub>Mea</sub> (dBm)	P <sub>cl</sub> (dB)	P <sub>Ag</sub> (dB)	G <sub>a</sub> (dBi)	EIRP(dBm)	Limit(dBm)	Margin(dB)	Polarization
2503.50	-28.90	3.58	45.65	6.11	19.28	33.00	13.72	H
2593.00	-28.70	3.69	44.93	6.27	18.81	33.00	14.19	H
2682.50	-27.13	3.73	44.98	6.43	20.55	33.00	12.45	H

**LTE Band 41\_20MHz\_QPSK**

Frequency(MHz)	P <sub>Mea</sub> (dBm)	P <sub>cl</sub> (dB)	P <sub>Ag</sub> (dB)	G <sub>a</sub> (dBi)	EIRP(dBm)	Limit(dBm)	Margin(dB)	Polarization
2506.00	-28.09	3.59	45.15	6.11	19.58	33.00	13.42	H
2593.00	-28.49	3.69	44.93	6.27	19.02	33.00	13.98	H
2680.00	-26.84	3.73	44.97	6.42	20.82	33.00	12.18	H



**LTE Band 66- EIRP**

Limits: ≤30dBm (1W)

**LTE Band 66\_1.4MHz\_QPSK**

Frequency(MHz)	P <sub>Mea</sub> (dBm)	P <sub>cl</sub> (dB)	P <sub>Ag</sub> (dB)	G <sub>a</sub> (dBi)	EIRP(dBm)	Limit(dBm)	Margin(dB)	Polarization
1710.70	-27.55	3.17	44.10	5.12	24.84	33.00	8.16	H
1745.00	-26.90	3.68	44.16	5.06	26.00	33.00	7.00	H
1779.30	-25.00	3.04	44.03	5.00	27.07	33.00	5.93	H

**LTE Band 66\_3MHz\_QPSK**

Frequency(MHz)	P <sub>Mea</sub> (dBm)	P <sub>cl</sub> (dB)	P <sub>Ag</sub> (dB)	G <sub>a</sub> (dBi)	EIRP(dBm)	Limit(dBm)	Margin(dB)	Polarization
1711.50	-27.97	3.40	44.10	5.12	24.65	33.00	8.35	H
1745.00	-27.10	3.68	44.16	5.06	25.80	33.00	7.20	H
1778.50	-25.11	3.04	44.03	5.00	26.96	33.00	6.04	H

**LTE Band 66\_5MHz\_QPSK**

Frequency(MHz)	P <sub>Mea</sub> (dBm)	P <sub>cl</sub> (dB)	P <sub>Ag</sub> (dB)	G <sub>a</sub> (dBi)	EIRP(dBm)	Limit(dBm)	Margin(dB)	Polarization
1712.50	-20.93	3.66	44.10	5.12	24.63	33.00	8.37	H
1745.00	-19.77	3.68	44.16	5.06	25.77	33.00	7.23	H
1777.50	-19.00	3.04	44.04	5.00	27.00	33.00	6.00	H

**LTE Band 66\_10MHz\_QPSK**

Frequency(MHz)	P <sub>Mea</sub> (dBm)	P <sub>cl</sub> (dB)	P <sub>Ag</sub> (dB)	G <sub>a</sub> (dBi)	EIRP(dBm)	Limit(dBm)	Margin(dB)	Polarization
1715.00	-20.97	3.56	44.10	5.11	24.68	33.00	8.32	H
1745.00	-19.69	3.68	44.16	5.06	25.85	33.00	7.15	H
1775.00	-18.95	3.05	44.05	5.01	27.05	33.00	5.95	H

**LTE Band 66\_15MHz\_QPSK**

Frequency(MHz)	P <sub>Mea</sub> (dBm)	P <sub>cl</sub> (dB)	P <sub>Ag</sub> (dB)	G <sub>a</sub> (dBi)	EIRP(dBm)	Limit(dBm)	Margin(dB)	Polarization
1717.50	-21.30	3.47	44.11	5.11	24.45	33.00	8.55	H
1745.00	-19.75	3.68	44.16	5.06	25.79	33.00	7.21	H
1772.50	-19.24	3.05	44.06	5.01	26.78	33.00	6.22	H

**LTE Band 66\_20MHz\_QPSK**

Frequency(MHz)	P <sub>Mea</sub> (dBm)	P <sub>cl</sub> (dB)	P <sub>Ag</sub> (dB)	G <sub>a</sub> (dBi)	EIRP(dBm)	Limit(dBm)	Margin(dB)	Polarization
1720.00	-21.40	3.37	44.11	5.10	24.44	33.00	8.56	H
1745.00	-19.66	3.68	44.16	5.06	25.88	33.00	7.12	H
1770.00	-18.97	3.05	44.07	5.01	27.07	33.00	5.93	H





**LTE Band 66\_1.4MHz\_16QAM**

Frequency(MHz)	P <sub>Mea</sub> (dBm)	P <sub>cl</sub> (dB)	P <sub>Ag</sub> (dB)	G <sub>a</sub> (dBi)	EIRP(dBm)	Limit(dBm)	Margin(dB)	Polarization
1710.70	-28.44	3.17	44.10	5.12	23.95	33.00	9.05	H
1745.00	-27.78	3.68	44.16	5.06	25.12	33.00	7.88	H
1779.30	-25.83	3.04	44.03	5.00	26.24	33.00	6.76	H

**LTE Band 66\_3MHz\_16QAM**

Frequency(MHz)	P <sub>Mea</sub> (dBm)	P <sub>cl</sub> (dB)	P <sub>Ag</sub> (dB)	G <sub>a</sub> (dBi)	EIRP(dBm)	Limit(dBm)	Margin(dB)	Polarization
1711.50	-28.78	3.40	44.10	5.12	23.84	33.00	9.16	H
1745.00	-27.86	3.68	44.16	5.06	25.04	33.00	7.96	H
1778.50	-26.00	3.04	44.03	5.00	26.07	33.00	6.93	H

**LTE Band 66\_5MHz\_16QAM**

Frequency(MHz)	P <sub>Mea</sub> (dBm)	P <sub>cl</sub> (dB)	P <sub>Ag</sub> (dB)	G <sub>a</sub> (dBi)	EIRP(dBm)	Limit(dBm)	Margin(dB)	Polarization
1712.50	-21.68	3.66	44.10	5.12	23.88	33.00	9.12	H
1745.00	-20.63	3.68	44.16	5.06	24.91	33.00	8.09	H
1777.50	-19.66	3.04	44.04	5.00	26.34	33.00	6.66	H

**LTE Band 66\_10MHz\_16QAM**

Frequency(MHz)	P <sub>Mea</sub> (dBm)	P <sub>cl</sub> (dB)	P <sub>Ag</sub> (dB)	G <sub>a</sub> (dBi)	EIRP(dBm)	Limit(dBm)	Margin(dB)	Polarization
1715.00	-21.80	3.56	44.10	5.11	23.85	33.00	9.15	H
1745.00	-20.44	3.68	44.16	5.06	25.10	33.00	7.90	H
1775.00	-19.87	3.05	44.05	5.01	26.13	33.00	6.87	H

**LTE Band 66\_15MHz\_16QAM**

Frequency(MHz)	P <sub>Mea</sub> (dBm)	P <sub>cl</sub> (dB)	P <sub>Ag</sub> (dB)	G <sub>a</sub> (dBi)	EIRP(dBm)	Limit(dBm)	Margin(dB)	Polarization
1717.50	-22.01	3.47	44.11	5.11	23.74	33.00	9.26	H
1745.00	-20.50	3.68	44.16	5.06	25.04	33.00	7.96	H
1772.50	-20.13	3.05	44.06	5.01	25.89	33.00	7.11	H

**LTE Band 66\_20MHz\_16QAM**

Frequency(MHz)	P <sub>Mea</sub> (dBm)	P <sub>cl</sub> (dB)	P <sub>Ag</sub> (dB)	G <sub>a</sub> (dBi)	EIRP(dBm)	Limit(dBm)	Margin(dB)	Polarization
1720.00	-22.14	3.37	44.11	5.10	23.70	33.00	9.30	H
1745.00	-20.41	3.68	44.16	5.06	25.13	33.00	7.87	H
1770.00	-19.86	3.05	44.07	5.01	26.18	33.00	6.82	H



**LTE Band 71- ERP**

**Limits:** ≤34.77 dBm (3W)

**LTE Band 71\_5MHz\_QPSK**

Frequency(MHz)	P <sub>Mea</sub> (dBm)	P <sub>cl</sub> (dB)	P <sub>Ag</sub> (dB)	G <sub>a</sub> (dBi)	Correction (dB)	ERP(dBm)	Limit(dBm)	Margin(dB)	Polarization
665.50	-22.62	1.87	44.73	0.78	2.15	18.87	34.77	15.90	V
680.50	-21.07	1.88	44.72	0.78	2.15	20.39	34.77	14.38	V
695.50	-21.25	1.89	44.67	0.77	2.15	20.15	34.77	14.62	V

**LTE Band 71\_10MHz\_QPSK**

Frequency(MHz)	P <sub>Mea</sub> (dBm)	P <sub>cl</sub> (dB)	P <sub>Ag</sub> (dB)	G <sub>a</sub> (dBi)	Correction (dB)	ERP(dBm)	Limit(dBm)	Margin(dB)	Polarization
668.00	-22.80	1.87	44.75	0.78	2.15	18.72	34.77	16.05	V
680.50	-20.84	1.88	44.72	0.78	2.15	20.62	34.77	14.15	V
693.00	-20.98	1.89	44.67	0.77	2.15	20.42	34.77	14.35	V

**LTE Band 71\_15MHz\_QPSK**

Frequency(MHz)	P <sub>Mea</sub> (dBm)	P <sub>cl</sub> (dB)	P <sub>Ag</sub> (dB)	G <sub>a</sub> (dBi)	Correction (dB)	ERP(dBm)	Limit(dBm)	Margin(dB)	Polarization
670.50	-22.24	1.88	44.75	0.78	2.15	19.26	34.77	15.51	V
680.50	-20.94	1.88	44.72	0.78	2.15	20.52	34.77	14.25	V
690.50	-20.60	1.89	44.73	0.77	2.15	20.87	34.77	13.90	V

**LTE Band 71\_20MHz\_QPSK**

Frequency(MHz)	P <sub>Mea</sub> (dBm)	P <sub>cl</sub> (dB)	P <sub>Ag</sub> (dB)	G <sub>a</sub> (dBi)	Correction (dB)	ERP(dBm)	Limit(dBm)	Margin(dB)	Polarization
673.00	-22.11	1.88	44.71	0.78	2.15	19.35	34.77	15.42	V
680.50	-20.84	1.88	44.72	0.78	2.15	20.62	34.77	14.15	V
688.00	-20.62	1.89	44.72	0.77	2.15	20.84	34.77	13.93	V



**LTE Band 71\_5MHz\_16QAM**

Frequency(MHz)	P <sub>Mea</sub> (dBm)	P <sub>cl</sub> (dB)	P <sub>Ag</sub> (dB)	G <sub>a</sub> (dBi)	Correction (dB)	ERP(dBm)	Limit(dBm)	Margin(dB)	Polarization
665.50	-23.56	1.87	44.73	0.78	2.15	17.93	34.77	16.84	V
680.50	-21.93	1.88	44.72	0.78	2.15	19.53	34.77	15.24	V
695.50	-22.02	1.89	44.67	0.77	2.15	19.38	34.77	15.39	V

**LTE Band 71\_10MHz\_16QAM**

Frequency(MHz)	P <sub>Mea</sub> (dBm)	P <sub>cl</sub> (dB)	P <sub>Ag</sub> (dB)	G <sub>a</sub> (dBi)	Correction (dB)	ERP(dBm)	Limit(dBm)	Margin(dB)	Polarization
668.00	-23.65	1.87	44.75	0.78	2.15	17.87	34.77	16.90	V
680.50	-21.67	1.88	44.72	0.78	2.15	19.79	34.77	14.98	V
693.00	-21.74	1.89	44.67	0.77	2.15	19.66	34.77	15.11	V

**LTE Band 71\_15MHz\_16QAM**

Frequency(MHz)	P <sub>Mea</sub> (dBm)	P <sub>cl</sub> (dB)	P <sub>Ag</sub> (dB)	G <sub>a</sub> (dBi)	Correction (dB)	ERP(dBm)	Limit(dBm)	Margin(dB)	Polarization
670.50	-23.25	1.88	44.75	0.78	2.15	18.25	34.77	16.52	V
680.50	-21.77	1.88	44.72	0.78	2.15	19.69	34.77	15.08	V
690.50	-21.37	1.89	44.73	0.77	2.15	20.10	34.77	14.67	V

**LTE Band 71\_20MHz\_16QAM**

Frequency(MHz)	P <sub>Mea</sub> (dBm)	P <sub>cl</sub> (dB)	P <sub>Ag</sub> (dB)	G <sub>a</sub> (dBi)	Correction (dB)	ERP(dBm)	Limit(dBm)	Margin(dB)	Polarization
673.00	-23.07	1.88	44.71	0.78	2.15	18.39	34.77	16.38	V
680.50	-21.82	1.88	44.72	0.78	2.15	19.64	34.77	15.13	V
688.00	-21.46	1.89	44.72	0.77	2.15	20.00	34.77	14.77	V

Peak EIRP(dBm) = P<sub>Mea</sub>(-25.00dBm) - G<sub>a</sub> (-5.00dBi) - P<sub>Ag</sub> (-44.03dB) - P<sub>cl</sub> (3.04dB) = 27.07dBm

Note: Expanded measurement uncertainty is  $U = 2.84$  dB,  $k = 2$ .

## A.2 EMISSION LIMIT

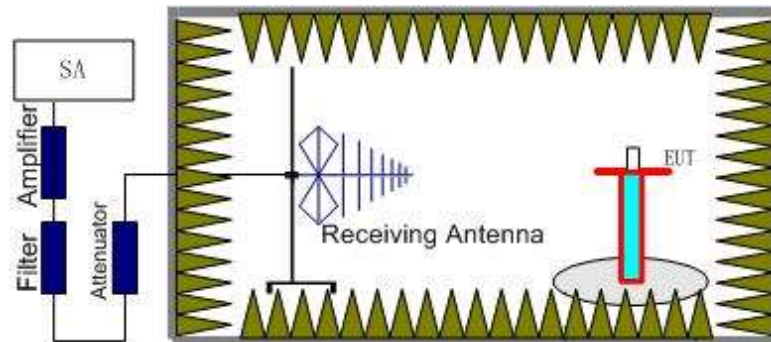
### A.2.1 Measurement Method

The measurements procedures in TIA-603-E-2016 are used. This measurement is carried out in fully-anechoic chamber FAC-3.

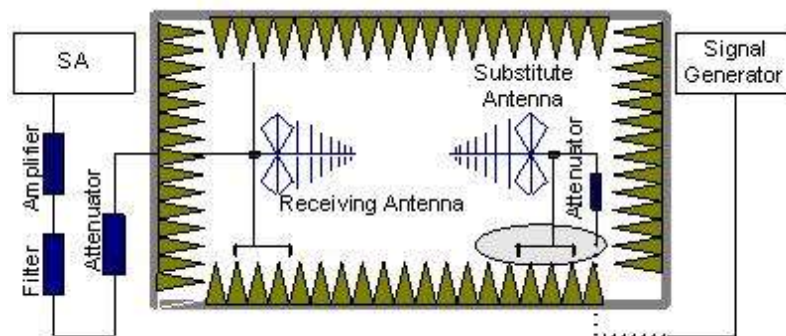
The spectrum was scanned from 30 MHz to the 10th harmonic of the highest frequency generated within the equipment, which is the transmitted carrier. The resolution bandwidth is set 1MHz. The spectrum was scanned with the mobile station transmitting at carrier frequencies that pertain to low, mid and high channels of the LTE Bands 7 12 25 26 41 66 71.

#### The procedure of radiated spurious emissions is as follows:

1. EUT was placed on a 1.5 meter high non-conductive stand at a 3 meter test distance from the receive antenna. A receiving antenna was placed on the antenna mast 3 meters from the EUT for emission measurements. The height of receiving antenna is 1.5m. The test setup refers to figure below. Detected emissions were maximized at each frequency by rotating the EUT through 360° and adjusting the receiving antenna polarization. The radiated emission measurements of all non-harmonic and harmonics of the transmit frequency through the 10th harmonic were measured with peak detector.



2. The EUT is then put into continuously transmitting mode at its maximum power level during the test. And the maximum value of the receiver should be recorded as (Pr).
3. The EUT shall be replaced by a substitution antenna. The test setup refers to figure below.



In the chamber, an substitution antenna for the frequency band of interest is placed at the reference point of the chamber. An RF Signal source for the frequency band of interest is connected to the substitution antenna with a cable that has been constructed to not interfere



with the radiation pattern of the antenna. A power ( $P_{Mea}$ ) is applied to the input of the substitution antenna. Adjust the level of the signal generator output until the value of the receiver reaches the previously recorded ( $P_r$ ). The power of signal source ( $P_{Mea}$ ) is recorded. The test should be performed by rotating the test item and adjusting the receiving antenna polarization.

4. The Path loss ( $P_{pl}$ ) between the Signal Source with the Substitution Antenna and the Substitution Antenna Gain ( $G_a$ ) should be recorded after test.

An amplifier should be connected in for the test.

The Path loss ( $P_{pl}$ ) is the summation of the cable loss and the gain of the amplifier.

The measurement results are obtained as described below:

$$\text{Power (EIRP)} = P_{Mea} + P_{pl} + G_a$$

5. This value is EIRP since the measurement is calibrated using an antenna of known gain (unit: dBi) and known input power.
6. ERP can be calculated from EIRP by subtracting the gain of the dipole,  $ERP = EIRP - 2.15\text{dB}$ .

### A.2.2 Measurement Limit

Part 22.917, Part 24.238 and Part 27.53(h) specify that the power of any emission outside of the authorized operating frequency ranges must be attenuated below the transmitting power ( $P$ ) by a factor of at least  $43 + 10 \log(P)$  dB.

The specification that emissions shall be attenuated below the transmitter power ( $P$ ) by at least  $43 + 10 \log(P)$  dB, translates in the relevant power range (1 to 0.001 W) to -13 dBm. At 1 W the specified minimum attenuation becomes 43 dB and relative to a 30 dBm (1 W) carrier becomes a limit of -13 dBm. At 0.001 W (0 dBm) the minimum attenuation is 13 dB, which again yields a limit of -13 dBm. In this way a translation of the specification from relative to absolute terms is carried out.

Part 27.53(m)(4) specifies for mobile digital stations, the attenuation factor shall be not less than  $40 + 10 \log(P)$  dB on all frequencies between the channel edge and 5 megahertz from the channel edge,  $43 + 10 \log(P)$  dB on all frequencies between 5 megahertz and X megahertz from the channel edge, and  $55 + 10 \log(P)$  dB on all frequencies more than X megahertz from the channel edge, where X is the greater of 6 megahertz or the actual emission bandwidth as defined in paragraph (m)(6) of this section. In addition, the attenuation factor shall not be less than  $43 + 10 \log(P)$  dB on all frequencies between 2490.5 MHz and 2496 MHz and  $55 + 10 \log(P)$  dB at or below 2490.5 MHz. Mobile Satellite Service licensees operating on frequencies below 2495 MHz may also submit a documented interference complaint against BRS licensees operating on channel BRS Channel 1 on the same terms and conditions as adjacent channel BRS or EBS licensees.

Part 90.691 states that out-of-band emission requirement shall apply only to the "outer" channels included in an EA license and to spectrum adjacent to interior channels used by incumbent licensees. The emission limits are as follows: For any frequency removed from the EA licensee's frequency block by up to and including 37.5 kHz, the power of any emission shall be attenuated below the transmitter power ( $P$ ) in watts by at least  $116 \log_{10}(f/6.1)$  decibels or  $50 + 10 \log_{10}(P)$  decibels or 80 decibels, whichever is the lesser attenuation, where  $f$  is the frequency removed from the center of the outer channel in the block in kilohertz and where  $f$  is greater than 12.5 kHz. For any frequency removed from the EA licensee's frequency block greater than 37.5 kHz, the



power of any emission shall be attenuated below the transmitter power (P) in watts by at least  $43 + 10\log_{10}(P)$  decibels or 80 decibels, whichever is the lesser attenuation, where f is the frequency removed from the center of the outer channel in the block in kilohertz and where f is greater than 37.5 kHz.

### **A.2.3 Measurement Results**

Radiated emissions measurements were made only at the upper, middle, and lower carrier frequencies of the LTE Bands 7 12 25 26 41 66 71. It was decided that measurements at these three carrier frequencies would be sufficient to demonstrate compliance with emissions limits because it was seen that all the significant spurs occur well outside the band and no radiation was seen from a carrier in one block of the LTE Bands 7 12 25 26 41 66 71 into any of the other blocks. The equipment must still, however, meet emissions requirements with the carrier at all frequencies over which it is capable of operating and it is the manufacturer's responsibility to verify this. The evaluated frequency range is from 30MHz to 26GHz.



**LTE Band 7, 5 MHz, QPSK, Channel 20775**

Frequency(MHz)	P <sub>Mea</sub> (dBm)	Path Loss(dB)	Antenna Gain(dBi)	Peak EIRP(dBm)	Limit(dBm)	Margin(dB)	Polarization
5009.02	-42.02	6.59	9.91	-38.70	-25.00	13.70	H
7511.01	-50.56	8.35	12.21	-46.70	-25.00	21.70	V
10023.01	-52.65	9.25	12.91	-48.99	-25.00	23.99	H
12517.01	-49.09	10.22	13.21	-46.10	-25.00	21.10	V
15032.00	-46.04	11.26	13.98	-43.32	-25.00	18.32	V
17499.00	-43.69	12.72	14.90	-41.51	-25.00	16.51	H

**LTE Band 7, 5 MHz, QPSK, Channel 21100**

Frequency(MHz)	P <sub>Mea</sub> (dBm)	Path Loss(dB)	Antenna Gain(dBi)	Peak EIRP(dBm)	Limit(dBm)	Margin(dB)	Polarization
5077.02	-42.18	6.71	10.01	-38.88	-25.00	13.88	H
7609.01	-46.41	8.01	12.29	-42.13	-25.00	17.13	V
10153.01	-50.85	9.38	12.96	-47.27	-25.00	22.27	H
12680.01	-49.54	10.33	13.31	-46.56	-25.00	21.56	V
15192.00	-46.24	11.40	13.88	-43.76	-25.00	18.76	V
17759.00	-44.10	12.51	15.26	-41.35	-25.00	16.35	H

**LTE Band 7, 5 MHz, QPSK, Channel 21425**

Frequency(MHz)	P <sub>Mea</sub> (dBm)	Path Loss(dB)	Antenna Gain(dBi)	Peak EIRP(dBm)	Limit(dBm)	Margin(dB)	Polarization
5141.02	-47.72	6.87	10.10	-44.49	-25.00	19.49	H
7706.01	-46.17	8.42	12.36	-42.23	-25.00	17.23	V
10275.01	-52.36	9.56	13.01	-48.91	-25.00	23.91	H
12841.01	-49.41	10.66	13.40	-46.67	-25.00	21.67	H
15418.00	-45.82	11.42	13.75	-43.49	-25.00	18.49	V
17955.00	-43.49	12.89	15.54	-40.84	-25.00	15.84	H

**LTE Band 12, 1.4MHz, QPSK, Channel 23017**

Frequency(MHz)	P <sub>Mea</sub> (dBm)	Path Loss(dB)	Antenna Gain(dBi)	Correction (dB)	Peak ERP(dBm)	Limit (dBm)	Margin(dB)	Polarization
1400.01	-54.63	3.24	4.98	2.15	-55.04	-13.00	42.04	H
2099.00	-54.66	4.19	4.90	2.15	-56.10	-13.00	43.10	H
2799.00	-48.27	4.91	6.64	2.15	-48.69	-13.00	35.69	H
3499.02	-53.06	5.52	8.20	2.15	-52.53	-13.00	39.53	H
4195.02	-55.34	6.19	9.10	2.15	-54.58	-13.00	41.58	H
4908.01	-55.58	6.73	9.81	2.15	-54.65	-13.00	41.65	H

**LTE Band 12, 1.4MHz, QPSK, Channel 23095**

Frequency(MHz)	P <sub>Mea</sub> (dBm)	Path Loss(dB)	Antenna Gain(dBi)	Correction (dB)	Peak ERP(dBm)	Limit (dBm)	Margin(dB)	Polarization
1415.01	-57.82	3.25	5.06	2.15	-58.16	-13.00	45.16	H
2137.00	-54.66	4.23	5.01	2.15	-56.03	-13.00	43.03	V
2831.00	-50.95	4.95	6.70	2.15	-51.35	-13.00	38.35	H
3539.02	-54.87	5.71	8.25	2.15	-54.48	-13.00	41.48	H
4234.02	-55.90	6.25	9.13	2.15	-55.17	-13.00	42.17	V
4948.01	-55.92	6.69	9.85	2.15	-54.91	-13.00	41.91	H

**LTE Band 12, 1.4MHz, QPSK, Channel 23173**

Frequency(MHz)	P <sub>Mea</sub> (dBm)	Path Loss(dB)	Antenna Gain(dBi)	Correction (dB)	Peak ERP(dBm)	Limit (dBm)	Margin(dB)	Polarization
1431.01	-58.58	3.28	5.14	2.15	-58.87	-13.00	45.87	H
2136.00	-55.57	4.23	5.01	2.15	-56.94	-13.00	43.94	H
2862.00	-45.38	4.96	6.75	2.15	-45.74	-13.00	32.74	H
3577.02	-51.50	6.10	8.31	2.15	-51.44	-13.00	38.44	H
4305.02	-55.42	6.19	9.21	2.15	-54.55	-13.00	41.55	H
5004.01	-55.75	6.60	9.91	2.15	-54.59	-13.00	41.59	V





**LTE Band 25, 1.4MHz, QPSK, Channel 26047**

Frequency(MHz)	P <sub>Mea</sub> (dBm)	Path Loss(dB)	Antenna Gain(dBi)	Peak EIRP(dBm)	Limit(dBm)	Margin(dB)	Polarization
3702.02	-48.47	6.42	8.48	-46.41	-13.00	33.41	H
5558.02	-50.32	7.19	10.59	-46.92	-13.00	33.92	H
11507.01	-50.57	9.81	13.10	-47.28	-13.00	34.28	V
13606.01	-47.52	10.83	14.26	-44.09	-13.00	31.09	H
14964.00	-45.48	11.20	14.03	-42.65	-13.00	29.65	H
16877.00	-42.10	12.02	13.75	-40.37	-13.00	27.37	H

**LTE Band 25, 1.4MHz, QPSK, Channel 26365**

Frequency(MHz)	P <sub>Mea</sub> (dBm)	Path Loss(dB)	Antenna Gain(dBi)	Peak EIRP(dBm)	Limit(dBm)	Margin(dB)	Polarization
3765.02	-45.42	6.25	8.57	-43.10	-13.00	30.10	V
5649.02	-49.57	7.27	10.57	-46.27	-13.00	33.27	V
7534.01	-35.07	8.25	12.23	-31.09	-13.00	18.09	V
13135.01	-48.01	10.78	13.69	-45.10	-13.00	32.10	H
15032.00	-45.07	11.26	13.98	-42.35	-13.00	29.35	H
16973.00	-41.33	12.27	13.79	-39.81	-13.00	26.81	H

**LTE Band 25, 1.4MHz, QPSK, Channel 26683**

Frequency(MHz)	P <sub>Mea</sub> (dBm)	Path Loss(dB)	Antenna Gain(dBi)	Peak EIRP(dBm)	Limit(dBm)	Margin(dB)	Polarization
3829.02	-46.09	6.06	8.66	-43.49	-13.00	30.49	H
7659.01	-37.83	8.24	12.33	-33.74	-13.00	20.74	V
11509.01	-50.87	9.81	13.10	-47.58	-13.00	34.58	H
13443.01	-48.14	10.60	14.12	-44.62	-13.00	31.62	H
15350.00	-45.19	11.34	13.79	-42.74	-13.00	29.74	V
17243.00	-42.91	12.36	14.33	-40.94	-13.00	27.94	V

**LTE Band 26(814MHz~824MHz), 1.4MHz, QPSK, Channel 26697**

Frequency(MHz)	P <sub>Mea</sub> (dBm)	Path Loss(dB)	Antenna Gain(dBi)	Correction (dB)	Peak ERP(dBm)	Limit (dBm)	Margin(dB)	Polarization
4891.01	-52.88	6.73	9.79	2.15	-51.97	-13.00	38.97	V
6523.01	-53.40	7.50	11.03	2.15	-52.02	-13.00	39.02	H
7345.01	-53.19	8.11	12.01	2.15	-51.44	-13.00	38.44	H
8146.01	-52.41	8.41	12.72	2.15	-50.25	-13.00	37.25	H
8961.00	-52.00	9.06	13.09	2.15	-50.12	-13.00	37.12	H
9784.00	-51.31	9.00	13.12	2.15	-49.34	-13.00	36.34	V

**LTE Band 26(814MHz~824MHz), 1.4MHz, QPSK, Channel 26740**

Frequency(MHz)	P <sub>Mea</sub> (dBm)	Path Loss(dB)	Antenna Gain(dBi)	Correction (dB)	Peak ERP(dBm)	Limit (dBm)	Margin(dB)	Polarization
1638.01	-57.50	3.56	5.25	2.15	-57.96	-13.00	44.96	H
2464.00	-52.98	4.59	5.99	2.15	-53.73	-13.00	40.73	V
3269.02	-55.26	5.28	7.65	2.15	-55.04	-13.00	42.04	V
4101.02	-55.77	6.04	9.00	2.15	-54.96	-13.00	41.96	V
4915.01	-52.94	6.73	9.82	2.15	-52.00	-13.00	39.00	V
5741.01	-53.73	7.28	10.55	2.15	-52.61	-13.00	39.61	H

**LTE Band 26(814MHz~824MHz), 1.4MHz, QPSK, Channel 26783**

Frequency(MHz)	P <sub>Mea</sub> (dBm)	Path Loss(dB)	Antenna Gain(dBi)	Correction (dB)	Peak ERP(dBm)	Limit (dBm)	Margin(dB)	Polarization
4943.01	-52.48	6.70	9.84	2.15	-51.49	-13.00	38.49	V
6731.01	-52.54	7.99	11.28	2.15	-51.40	-13.00	38.40	V
7550.01	-51.63	8.18	12.24	2.15	-49.72	-13.00	36.72	H
8131.01	-51.95	8.38	12.70	2.15	-49.78	-13.00	36.78	H
8923.00	-50.92	8.93	13.08	2.15	-48.92	-13.00	35.92	H
9895.00	-50.53	9.09	13.00	2.15	-48.77	-13.00	35.77	H

**LTE Band 26(824MHz~849MHz), 1.4MHz, QPSK, Channel 26797**

Frequency(MHz)	P <sub>Mea</sub> (dBm)	Path Loss(dB)	Antenna Gain(dBi)	Correction (dB)	Peak ERP(dBm)	Limit (dBm)	Margin(dB)	Polarization
1650.01	-56.54	3.57	5.23	2.15	-57.03	-13.00	44.03	H
2463.00	-52.57	4.59	5.99	2.15	-53.32	-13.00	40.32	V
3318.02	-54.30	5.29	7.76	2.15	-53.98	-13.00	40.98	V
4110.02	-55.60	6.04	9.01	2.15	-54.78	-13.00	41.78	H
4951.01	-53.23	6.69	9.85	2.15	-52.22	-13.00	39.22	V
5758.01	-54.43	7.25	10.55	2.15	-53.28	-13.00	40.28	H

**LTE Band 26(824MHz~849MHz), 1.4MHz, QPSK, Channel 26915**

Frequency(MHz)	P <sub>Mea</sub> (dBm)	Path Loss(dB)	Antenna Gain(dBi)	Correction (dB)	Peak ERP(dBm)	Limit (dBm)	Margin(dB)	Polarization
1673.01	-58.18	3.58	5.19	2.15	-58.72	-13.00	45.72	H
2510.00	-52.71	4.63	6.12	2.15	-53.37	-13.00	40.37	H
3338.02	-54.64	5.31	7.81	2.15	-54.29	-13.00	41.29	V
4180.02	-54.89	6.16	9.08	2.15	-54.12	-13.00	41.12	V
5022.01	-52.95	6.57	9.93	2.15	-51.74	-13.00	38.74	V
5845.01	-53.96	7.22	10.53	2.15	-52.80	-13.00	39.80	H

**LTE Band 26(824MHz~849MHz), 1.4MHz, QPSK, Channel 27033**

Frequency(MHz)	P <sub>Mea</sub> (dBm)	Path Loss(dB)	Antenna Gain(dBi)	Correction (dB)	Peak ERP(dBm)	Limit (dBm)	Margin(dB)	Polarization
1697.01	-58.46	3.60	5.15	2.15	-59.06	-13.00	46.06	H
2546.00	-52.10	4.66	6.18	2.15	-52.73	-13.00	39.73	H
3389.02	-54.86	5.35	7.93	2.15	-54.43	-13.00	41.43	V
4251.02	-55.47	6.24	9.15	2.15	-54.71	-13.00	41.71	H
5093.01	-52.72	6.75	10.03	2.15	-51.59	-13.00	38.59	V
5957.01	-53.24	7.47	10.51	2.15	-52.35	-13.00	39.35	H



**LTE Band 41, 5MHz, QPSK, Channel 39675**

Frequency(MHz)	P <sub>Mea</sub> (dBm)	Path Loss(dB)	Antenna Gain(dBi)	Peak EIRP(dBm)	Limit(dBm)	Margin(dB)	Polarization
4997.02	-36.39	6.61	9.90	-33.10	-25.00	8.10	H
7499.01	-50.52	8.39	12.20	-46.71	-25.00	21.71	V
9995.01	-52.19	9.18	12.90	-48.47	-25.00	23.47	H
12493.01	-49.82	10.19	13.20	-46.81	-25.00	21.81	H
14987.00	-46.43	11.21	14.01	-43.63	-25.00	18.63	V
17492.00	-43.25	12.71	14.88	-41.08	-25.00	16.08	V

**LTE Band 41, 5MHz, QPSK, Channel 40620**

Frequency(MHz)	P <sub>Mea</sub> (dBm)	Path Loss(dB)	Antenna Gain(dBi)	Peak EIRP(dBm)	Limit(dBm)	Margin(dB)	Polarization
5186.02	-48.27	6.94	10.16	-45.05	-25.00	20.05	V
7788.01	-55.87	8.30	12.43	-51.74	-25.00	26.74	H
9090.01	-55.10	8.96	13.15	-50.91	-25.00	25.91	V
10371.01	-51.85	9.76	13.05	-48.56	-25.00	23.56	H
11689.01	-51.44	9.63	13.06	-48.01	-25.00	23.01	H
12966.01	-49.94	10.48	13.48	-46.94	-25.00	21.94	V

**LTE Band 41, 5MHz, QPSK, Channel 41565**

Frequency(MHz)	P <sub>Mea</sub> (dBm)	Path Loss(dB)	Antenna Gain(dBi)	Peak EIRP(dBm)	Limit(dBm)	Margin(dB)	Polarization
5378.02	-49.25	6.88	10.43	-45.70	-25.00	20.70	H
8084.01	-54.39	8.32	12.67	-50.04	-25.00	25.04	H
10750.01	-51.60	9.43	13.15	-47.88	-25.00	22.88	H
13439.01	-47.49	10.60	14.11	-43.98	-25.00	18.98	V
16131.00	-45.47	11.82	13.67	-43.62	-25.00	18.62	H
17465.00	-43.59	12.65	14.82	-41.42	-25.00	16.42	H



**LTE Band 66, 1.4MHz QPSK, Channel 131979**

Frequency(MHz)	P <sub>Mea</sub> (dBm)	Path Loss(dB)	Antenna Gain(dBi)	Peak EIRP(dBm)	Limit(dBm)	Margin(dB)	Polarization
3422.02	-48.10	5.38	8.01	-45.47	-13.00	32.47	H
5134.02	-58.06	6.86	10.09	-54.83	-13.00	41.83	V
6846.01	-47.89	7.83	11.42	-44.30	-13.00	31.30	V
8555.01	-54.91	8.57	13.01	-50.47	-13.00	37.47	H
10266.01	-53.42	9.53	13.01	-49.94	-13.00	36.94	H
11973.01	-50.73	10.18	13.01	-47.90	-13.00	34.90	V

**LTE Band 66, 1.4MHz, QPSK, Channel 132322**

Frequency(MHz)	P <sub>Mea</sub> (dBm)	Path Loss(dB)	Antenna Gain(dBi)	Peak EIRP(dBm)	Limit(dBm)	Margin(dB)	Polarization
3490.02	-46.20	5.50	8.18	-43.52	-13.00	30.52	H
5230.02	-57.92	7.00	10.22	-54.70	-13.00	41.70	V
6983.01	-46.96	8.17	11.58	-43.55	-13.00	30.55	V
8727.01	-54.97	8.44	13.05	-50.36	-13.00	37.36	H
10466.01	-51.80	9.70	13.09	-48.41	-13.00	35.41	V
12211.01	-49.93	10.05	13.08	-46.90	-13.00	33.90	V

**LTE Band 66, 1.4MHz, QPSK, Channel 132665**

Frequency(MHz)	P <sub>Mea</sub> (dBm)	Path Loss(dB)	Antenna Gain(dBi)	Peak EIRP(dBm)	Limit(dBm)	Margin(dB)	Polarization
3559.02	-45.64	5.92	8.28	-43.28	-13.00	30.28	H
5342.02	-56.59	6.95	10.38	-53.16	-13.00	40.16	H
7120.01	-46.55	8.16	11.74	-42.97	-13.00	29.97	V
8893.01	-54.86	8.83	13.08	-50.61	-13.00	37.61	H
10676.01	-51.95	9.30	13.14	-48.11	-13.00	35.11	V
12456.01	-48.86	10.29	13.18	-45.97	-13.00	32.97	H



**LTE Band 71, 5MHz, QPSK, Channel 133147**

Frequency(MHz)	P <sub>Mea</sub> (dBm)	Path Loss(dB)	Antenna Gain(dBi)	Correction (dB)	Peak ERP(dBm)	Limit (dBm)	Margin(dB)	Polarization
1331.01	-47.11	3.15	4.62	2.15	-47.79	-13.00	34.79	H
1984.01	-55.85	4.01	4.63	2.15	-57.38	-13.00	44.38	H
2651.00	-52.52	4.74	6.37	2.15	-53.04	-13.00	40.04	V
3354.02	-53.99	5.32	7.85	2.15	-53.61	-13.00	40.61	H
4012.02	-55.30	6.06	8.91	2.15	-54.60	-13.00	41.60	H
4651.02	-54.33	6.47	9.55	2.15	-53.40	-13.00	40.40	H

**LTE Band 71, 5MHz, QPSK, Channel 133297**

Frequency(MHz)	P <sub>Mea</sub> (dBm)	Path Loss(dB)	Antenna Gain(dBi)	Correction (dB)	Peak ERP(dBm)	Limit (dBm)	Margin(dB)	Polarization
1361.01	-49.70	3.19	4.78	2.15	-50.26	-13.00	37.26	H
2042.00	-47.38	4.14	4.73	2.15	-48.94	-13.00	35.94	H
2719.00	-52.04	4.80	6.49	2.15	-52.50	-13.00	39.50	H
3403.02	-54.92	5.36	7.97	2.15	-54.46	-13.00	41.46	V
4096.02	-55.63	6.04	9.00	2.15	-54.82	-13.00	41.82	V
4752.01	-55.11	6.58	9.65	2.15	-54.19	-13.00	41.19	H

**LTE Band 71, 5MHz, QPSK, Channel 133447**

Frequency(MHz)	P <sub>Mea</sub> (dBm)	Path Loss(dB)	Antenna Gain(dBi)	Correction (dB)	Peak ERP(dBm)	Limit (dBm)	Margin(dB)	Polarization
1391.01	-53.18	3.22	4.93	2.15	-53.62	-13.00	40.62	H
2087.00	-51.51	4.18	4.86	2.15	-52.98	-13.00	39.98	H
2800.00	-52.44	4.91	6.64	2.15	-52.86	-13.00	39.86	H
3477.02	-55.91	5.48	8.14	2.15	-55.40	-13.00	42.40	V
4188.02	-55.24	6.18	9.09	2.15	-54.48	-13.00	41.48	V
4852.01	-54.89	6.72	9.75	2.15	-54.01	-13.00	41.01	V

Note: The maximum value of expanded measurement uncertainty for this test item is  $U = 5.16$  dB,  $k = 2$ .

### **A.3 FREQUENCY STABILITY**

#### **A.3.1 Method of Measurement**

In order to measure the carrier frequency under the condition of AFC lock, it is necessary to make measurements with the EUT in a “call mode”. This is accomplished with the use of R&S CMW500 DIGITAL RADIO COMMUNICATION TESTER.

1. Measure the carrier frequency at room temperature.
2. Subject the EUT to overnight soak at -10°C.
3. With the EUT, powered via nominal voltage, connected to the CMW500 and in a simulated call on middle channel for LTE band 7 12 25 26 41 66 71, measure the carrier frequency. These measurements should be made within 2 minutes of Powering up the EUT, to prevent significant self-warming.
4. Repeat the above measurements at 10°C increments from -10°C to +50°C. Allow at least 1.5 hours at each temperature, unpowered, before making measurements.
5. Re-measure carrier frequency at room temperature with nominal voltage. Vary supply voltage from minimum voltage to maximum voltage, in 0.1Volt increments re-measuring carrier frequency at each voltage. Pause at nominal voltage for 1.5 hours unpowered, to allow any self-heating to stabilize, before continuing.
6. Subject the EUT to overnight soak at +50°C.
7. With the EUT, powered via nominal voltage, connected to the CMW500 and in a simulated call on the centre channel, measure the carrier frequency. These measurements should be made within 2 minutes of Powering up the EUT, to prevent significant self-warming.
8. Repeat the above measurements at 10 °C increments from -10°C to +50°C. Allow at least 1.5 hours at each temperature, unpowered, before making measurements.
9. At all temperature levels hold the temperature to +/- 0.5°C during the measurement procedure.

The frequency stability shall be sufficient to ensure that the fundamental emission stays within the authorized frequency block. As this transceiver is considered "Hand carried, battery powered equipment" Section 2.1055(d)(2) applies. This requires that the lower voltage for frequency stability testing be specified by the manufacturer. This transceiver is specified to operate with an input voltage of between 3.65VDC and 4.3VDC, with a nominal voltage of 3.9VDC. Operation above or below these voltage limits is prohibited by transceiver software in order to prevent improper operation as well as to protect components from overstress.

**A.3.2 Measurement results**

**LTE Band 7, 10MHz bandwidth (worst case of all bandwidths)**

**Frequency Error vs Voltage**

Voltage (V)	Frequency error (Hz)		Frequency error (ppm)	
	QPSK	16QAM	QPSK	16QAM
3.65	-14.93	-13.50	0.0059	0.0053
3.9	-9.18	-11.70	0.0036	0.0046
4.3	-12.66	-15.21	0.0050	0.0060

**Frequency Error vs Temperature**

Temperature (°C)	Frequency error (Hz)		Frequency error (ppm)	
	QPSK	16QAM	QPSK	16QAM
50	-19.21	-11.69	0.0076	0.0046
40	-14.95	-9.64	0.0059	0.0038
30	-11.60	-9.73	0.0046	0.0038
20	-10.97	-10.13	0.0043	0.0040
10	-9.33	-14.81	0.0037	0.0058
0	-12.22	-15.98	0.0048	0.0063
-10	-9.00	-10.34	0.0036	0.0041

**LTE Band 12, 5MHz bandwidth (worst case of all bandwidths)**

**Frequency Error vs Voltage**

Voltage (V)	Frequency error (Hz)		Frequency error (ppm)	
	QPSK	16QAM	QPSK	16QAM
3.65	-11.30	-18.35	0.0160	0.0259
3.9	-10.47	-16.41	0.0148	0.0232
4.3	-11.12	-22.06	0.0157	0.0312

**Frequency Error vs Temperature**

Temperature (°C)	Frequency error (Hz)		Frequency error (ppm)	
	QPSK	16QAM	QPSK	16QAM
50	-13.39	-23.57	0.0189	0.0333
40	-9.21	-23.47	0.0130	0.0332
30	-12.23	-17.60	0.0173	0.0249
20	-14.48	-13.10	0.0205	0.0185
10	-9.43	-15.54	0.0133	0.0220
0	-10.59	-19.13	0.0150	0.0270
-10	-8.38	-19.47	0.0118	0.0275



**LTE Band 25, 1.4MHz bandwidth (worst case of all bandwidths)****Frequency Error vs Voltage**

Voltage (V)	Frequency error (Hz)		Frequency error (ppm)	
	QPSK	16QAM	QPSK	16QAM
3.65	-11.87	-32.42	0.0063	0.0172
3.9	-13.45	-34.52	0.0071	0.0183
4.3	-11.57	-36.22	0.0061	0.0192

**Frequency Error vs Temperature**

Temperature (°C)	Frequency error (Hz)		Frequency error (ppm)	
	QPSK	16QAM	QPSK	16QAM
50	-10.99	-29.00	0.0058	0.0154
40	-13.46	-41.27	0.0072	0.0219
30	-14.82	-32.27	0.0079	0.0171
20	-16.42	-35.03	0.0087	0.0186
10	-13.52	-36.84	0.0072	0.0196
0	-11.77	-32.44	0.0063	0.0172
-10	-16.04	-37.68	0.0085	0.0200

**LTE Band 26(814MHz~824MHz), 1.4MHz bandwidth (worst case of all bandwidths)****Frequency Error vs Voltage**

Voltage (V)	Frequency error (Hz)		Frequency error (ppm)	
	QPSK	16QAM	QPSK	16QAM
3.65	-8.30	-34.06	0.0101	0.0416
3.9	-9.06	-34.29	0.0111	0.0419
4.3	-12.69	-33.20	0.0155	0.0405

**Frequency Error vs Temperature**

Temperature (°C)	Frequency error (Hz)		Frequency error (ppm)	
	QPSK	16QAM	QPSK	16QAM
50	-13.40	-33.37	0.0164	0.0407
40	-13.32	-32.74	0.0163	0.0400
30	-9.77	-33.46	0.0119	0.0409
20	-8.55	-30.08	0.0104	0.0367
10	-12.10	-30.37	0.0148	0.0371
0	-10.30	-29.04	0.0126	0.0355
-10	-13.40	-32.00	0.0164	0.0391

**LTE Band 26(824MHz~849MHz), 1.4MHz bandwidth (worst case of all bandwidths)****Frequency Error vs Voltage**

Voltage (V)	Frequency error (Hz)		Frequency error (ppm)	
	QPSK	16QAM	QPSK	16QAM
3.65	-12.20	-23.49	0.0146	0.0281
3.9	-10.94	-20.93	0.0131	0.0250
4.3	-10.79	-23.59	0.0129	0.0282

**Frequency Error vs Temperature**

Temperature (°C)	Frequency error (Hz)		Frequency error (ppm)	
	QPSK	16QAM	QPSK	16QAM
50	-13.12	-22.07	0.0157	0.0264
40	-10.11	-26.52	0.0121	0.0317
30	-9.20	-23.35	0.0110	0.0279
20	-9.01	-20.84	0.0108	0.0249
10	-6.77	-20.71	0.0081	0.0248
0	-11.09	-24.58	0.0133	0.0294
-10	-12.47	-23.55	0.0149	0.0282

**LTE Band 41, 5MHz bandwidth (worst case of all bandwidths)****PC2****Frequency Error vs Voltage**

Voltage (V)	Frequency error (Hz)		Frequency error (ppm)	
	QPSK	16QAM	QPSK	16QAM
3.65	-17.72	-12.04	0.0068	0.0046
3.9	-17.29	-16.09	0.0067	0.0062
4.3	-22.85	-12.16	0.0088	0.0047

**Frequency Error vs Temperature**

Temperature (°C)	Frequency error (Hz)		Frequency error (ppm)	
	QPSK	16QAM	QPSK	16QAM
50	-17.72	-12.04	0.0068	0.0046
40	-17.29	-16.09	0.0067	0.0062
30	-22.85	-12.16	0.0088	0.0047
20	-22.59	-17.19	0.0087	0.0066
10	-20.67	-11.10	0.0080	0.0043
0	-17.37	-9.44	0.0067	0.0036
-10	-13.96	-10.94	0.0054	0.0042



**LTE Band 66, 1.4MHz bandwidth (worst case of all bandwidths)**

**Frequency Error vs Voltage**

Voltage (V)	Frequency error (Hz)		Frequency error (ppm)	
	QPSK	16QAM	QPSK	16QAM
3.65	-11.00	-31.66	0.0063	0.0181
3.9	-12.40	-37.67	0.0071	0.0216
4.3	-12.20	-30.21	0.0070	0.0173

**Frequency Error vs Temperature**

Temperature (°C)	Frequency error (Hz)		Frequency error (ppm)	
	QPSK	16QAM	QPSK	16QAM
50	-11.00	-31.66	0.0063	0.0181
40	-12.40	-37.67	0.0071	0.0216
30	-12.20	-30.21	0.0070	0.0173
20	-10.13	-34.28	0.0058	0.0196
10	-9.56	-31.41	0.0055	0.0180
0	-9.23	-31.59	0.0053	0.0181
-10	-12.67	-30.78	0.0073	0.0176

**LTE Band 71, 10MHz bandwidth (worst case of all bandwidths)**

**Frequency Error vs Voltage**

Voltage (V)	Frequency error (Hz)		Frequency error (ppm)	
	QPSK	16QAM	QPSK	16QAM
3.65	-24.56	-20.17	0.0361	0.0296
3.9	-22.86	-22.32	0.0336	0.0328
4.3	-23.29	-23.45	0.0342	0.0345

**Frequency Error vs Temperature**

Temperature (°C)	Frequency error (Hz)		Frequency error (ppm)	
	QPSK	16QAM	QPSK	16QAM
50	-22.36	-21.26	0.0329	0.0312
40	-24.46	-25.73	0.0359	0.0378
30	-24.53	-26.71	0.0360	0.0393
20	-27.35	-23.16	0.0402	0.0340
10	-25.56	-23.32	0.0376	0.0343
0	-24.32	-27.92	0.0357	0.0410
-10	-28.17	-18.63	0.0414	0.0274



## **A.4 OCCUPIED BANDWIDTH**

### **A.4.1 Occupied Bandwidth Results**

Occupied bandwidth measurements are only provided for selected frequencies in order to reduce the amount of submitted data. Data were taken at the extreme and mid frequencies of the US Cellular/PCS frequency bands. The table below lists the measured 99% BW. Spectrum analyzer plots are included on the following pages.

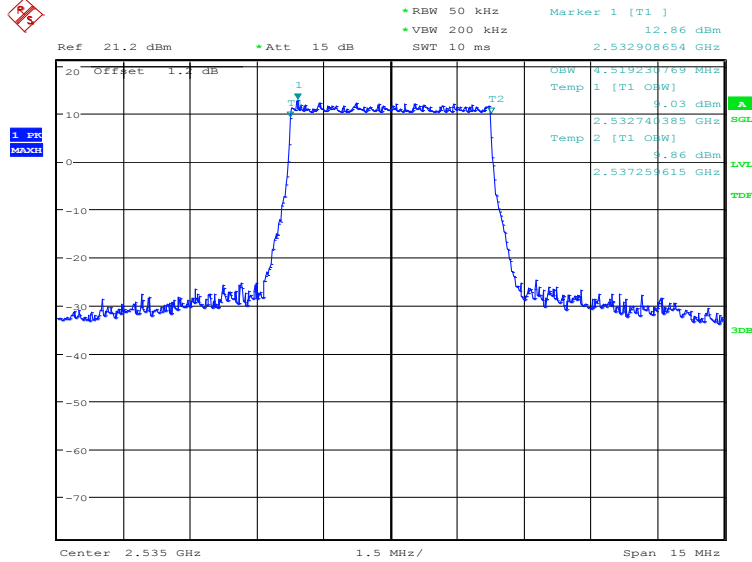
The measurement method is from KDB 971168 4.2:

- a) The spectrum analyzer center frequency is set to the nominal EUT channel center frequency. The frequency span for the spectrum analyzer shall be set wide enough to capture all modulation products including the emission skirts (i.e., two to five times the OBW).
- b) The nominal IF filter bandwidth (3 dB RBW) shall be in the range of 1 to 5 % of the anticipated OBW, and the VBW shall be at least 3 times the RBW.
- c) Set the reference level of the instrument as required to keep the signal from exceeding the maximum input mixer level for linear operation. In general, the peak of the spectral envelope must be at least  $10\log(\text{OBW} / \text{RBW})$  below the reference level.
- d) Set the detection mode to peak, and the trace mode to max hold.
- e) Use the 99 % power bandwidth function of the spectrum analyzer and report the measured bandwidth.

**LTE band 7, 5MHz (99%)**

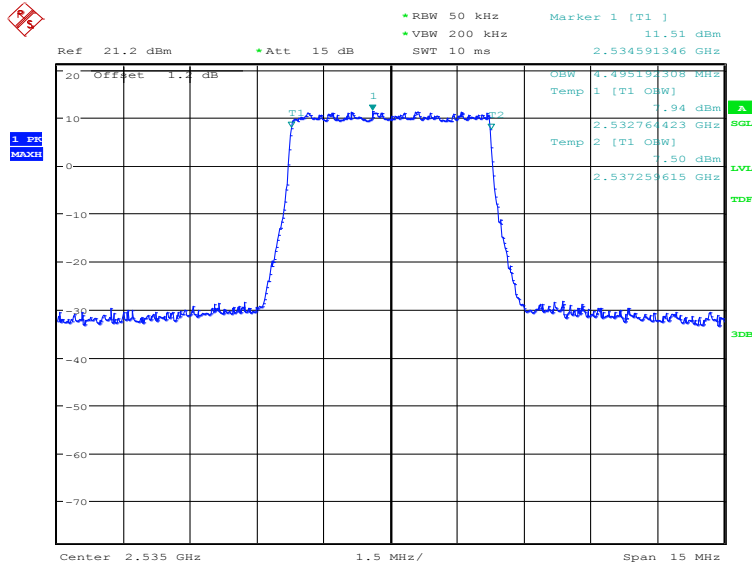
Frequency(MHz)	Occupied Bandwidth (99%)(kHz)	
2535.0	QPSK	16QAM
	4519.23	4495.19

**LTE band 7, 5MHz Bandwidth, QPSK (99% BW)**



Date: 6.JUN.2019 16:03:22

**LTE band 7, 5MHz Bandwidth, 16QAM (99% BW)**

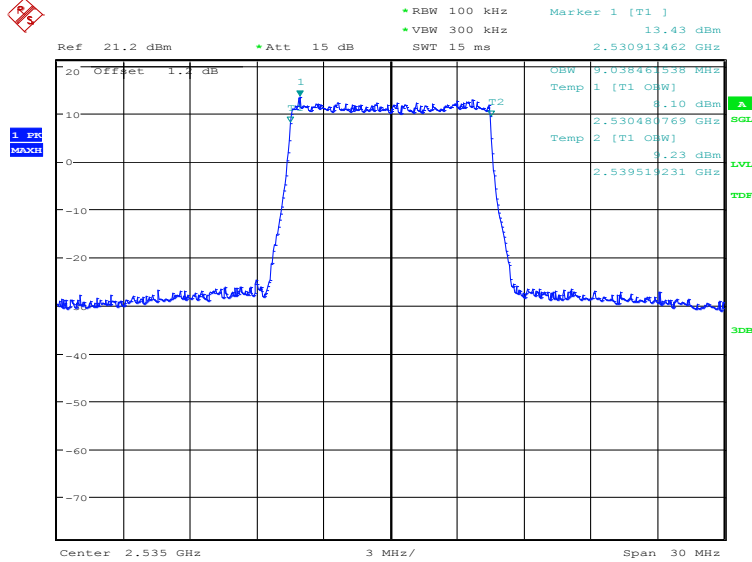


Date: 6.JUN.2019 16:04:46

**LTE band 7, 10MHz (99%)**

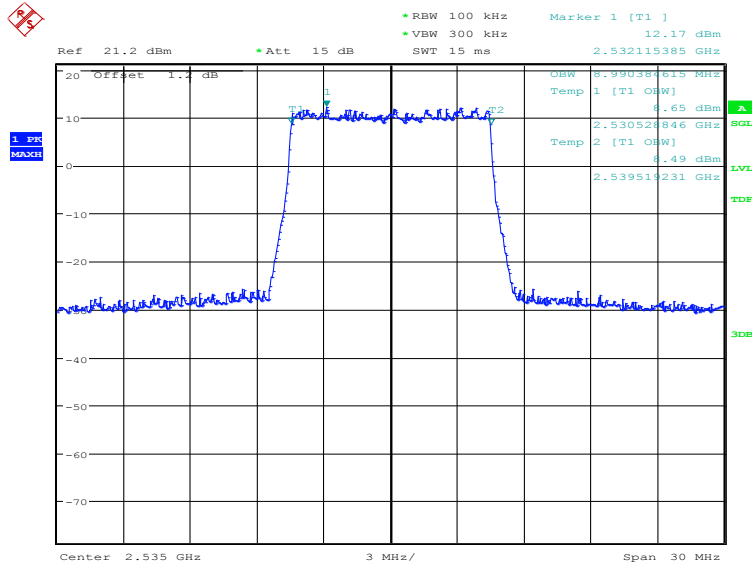
Frequency(MHz)	Occupied Bandwidth (99%)(kHz)	
2535.0	QPSK	16QAM
	9038.46	8990.38

**LTE band 7, 10MHz Bandwidth, QPSK (99% BW)**



Date: 6.JUN.2019 16:06:59

**LTE band 7, 10MHz Bandwidth, 16QAM (99% BW)**



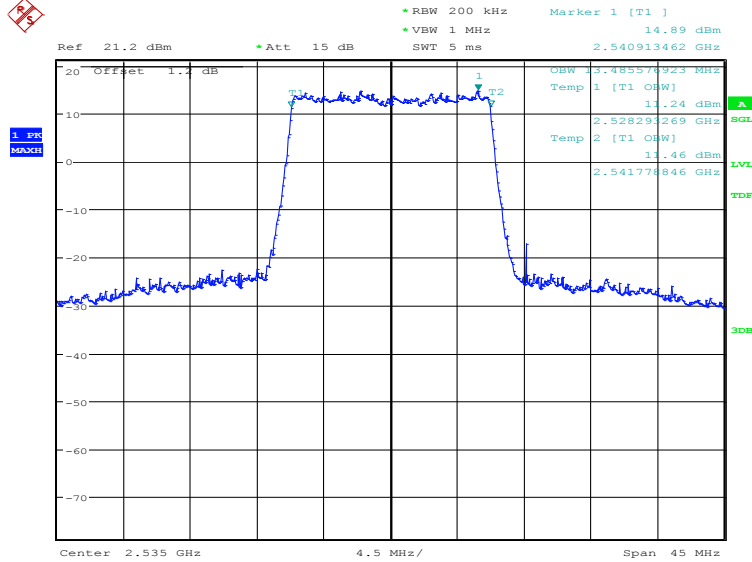
Date: 6.JUN.2019 16:08:23



**LTE band 7, 15MHz (99%)**

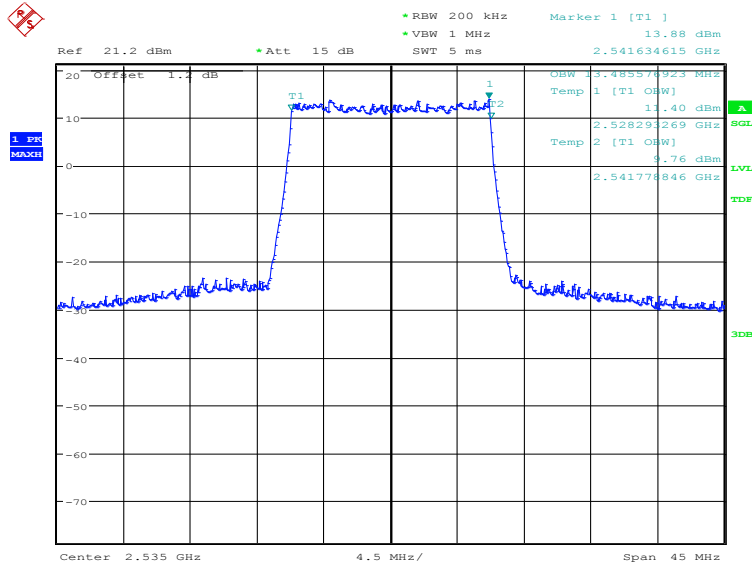
Frequency(MHz)	Occupied Bandwidth (99%)(kHz)	
2535.0	QPSK	16QAM
	13485.58	13485.58

**LTE band 7, 15MHz Bandwidth, QPSK (99% BW)**



Date: 6.JUN.2019 16:10:37

**LTE band 7, 15MHz Bandwidth, 16QAM (99% BW)**

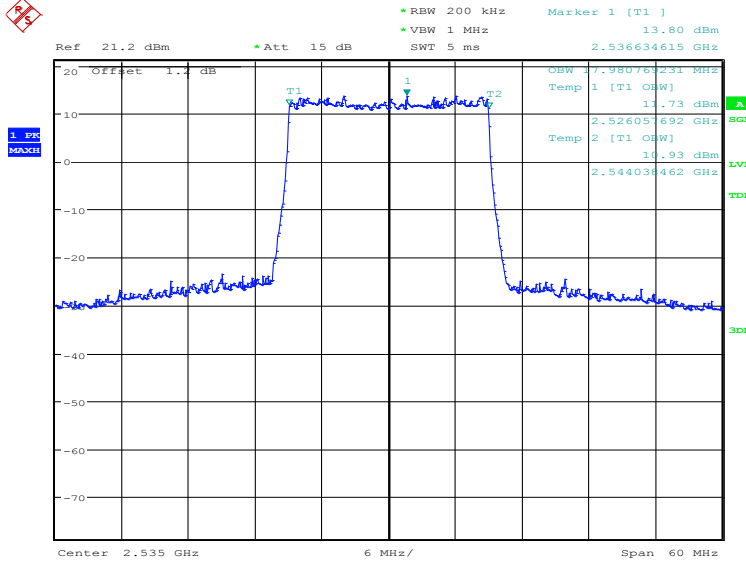


Date: 6.JUN.2019 16:12:01

**LTE band 7, 20MHz (99%)**

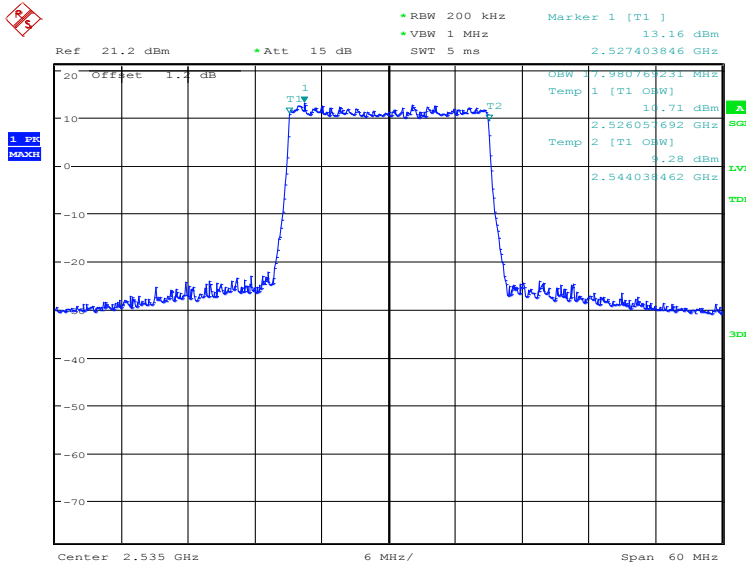
Frequency(MHz)	Occupied Bandwidth (99%)(kHz)	
2535.0	QPSK	16QAM
	17980.77	17980.77

**LTE band 7, 20MHz Bandwidth, QPSK (99% BW)**



Date: 6.JUN.2019 16:14:14

**LTE band 7, 20MHz Bandwidth, 16QAM (99% BW)**



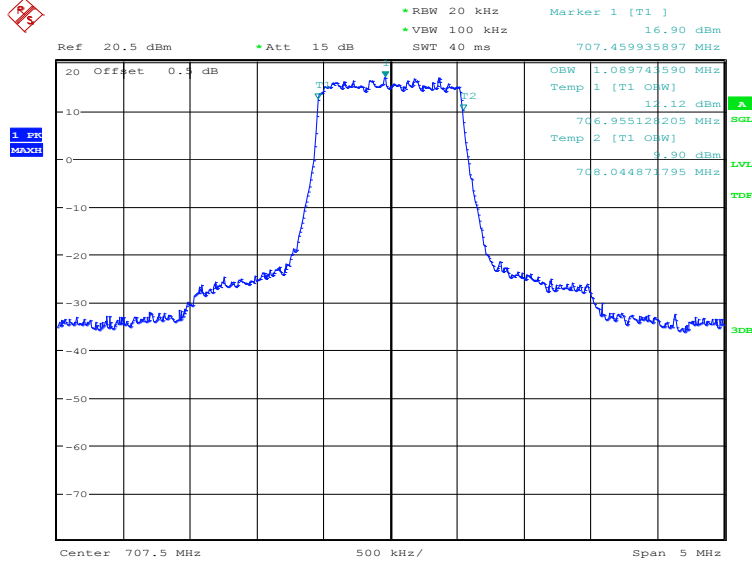
Date: 6.JUN.2019 16:15:38



**LTE band 12, 1.4MHz (99%)**

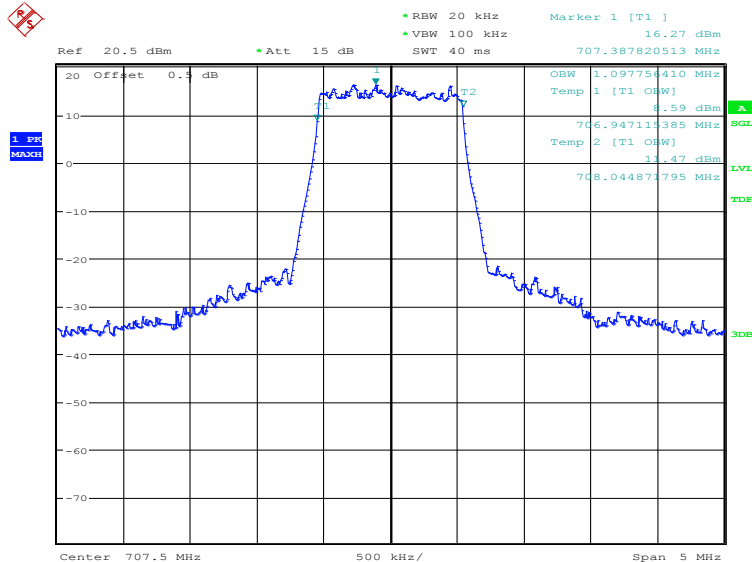
Frequency(MHz)	Occupied Bandwidth (99%)(kHz)	
707.5	QPSK	16QAM
	1089.74	1097.76

**LTE band 12, 1.4MHz Bandwidth, QPSK (99% BW)**



Date: 15.MAY.2019 19:27:15

**LTE band 12, 1.4MHz Bandwidth, 16QAM (99% BW)**

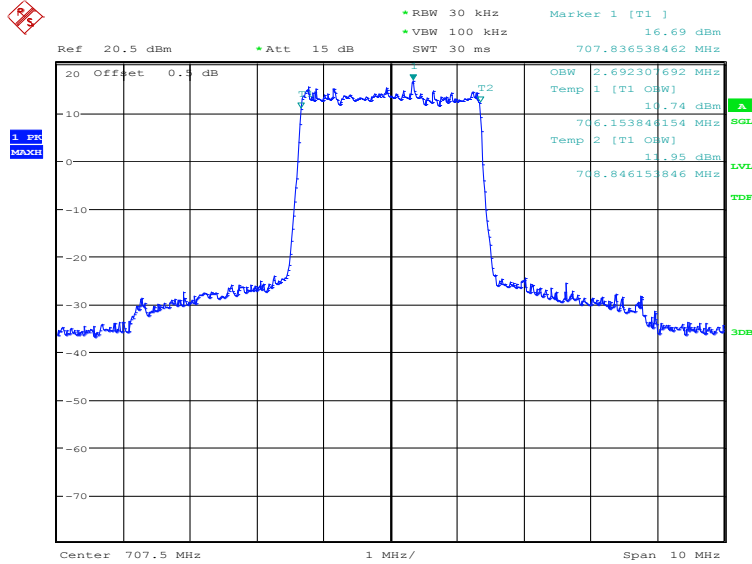


Date: 15.MAY.2019 19:28:40

**LTE band 12, 3MHz (99%)**

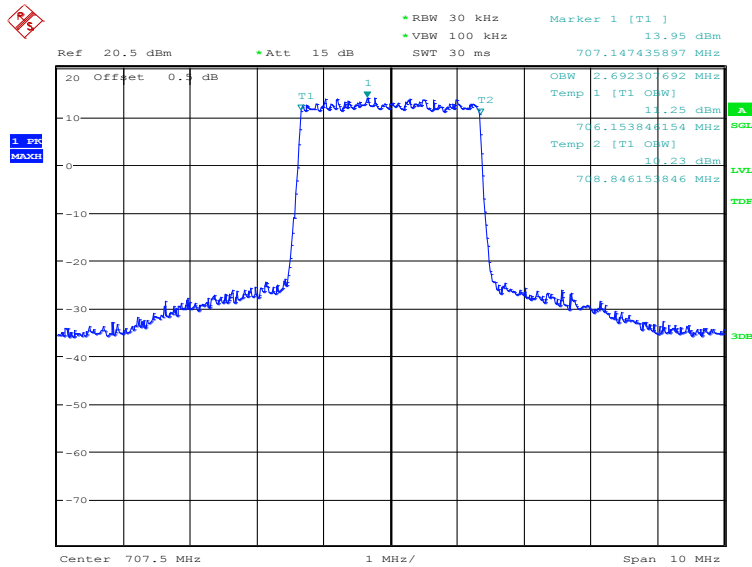
Frequency(MHz)	Occupied Bandwidth (99%)(kHz)	
707.5	QPSK	16QAM
	2692.31	2692.31

**LTE band 12, 3MHz Bandwidth, QPSK (99% BW)**



Date: 15.MAY.2019 19:30:54

**LTE band 12, 3MHz Bandwidth, 16QAM (99% BW)**



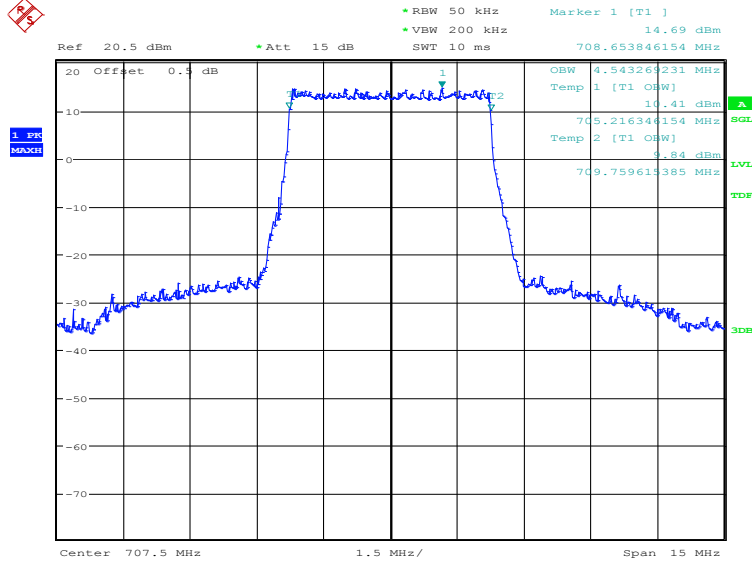
Date: 15.MAY.2019 19:32:19



**LTE band 12, 5MHz (99%)**

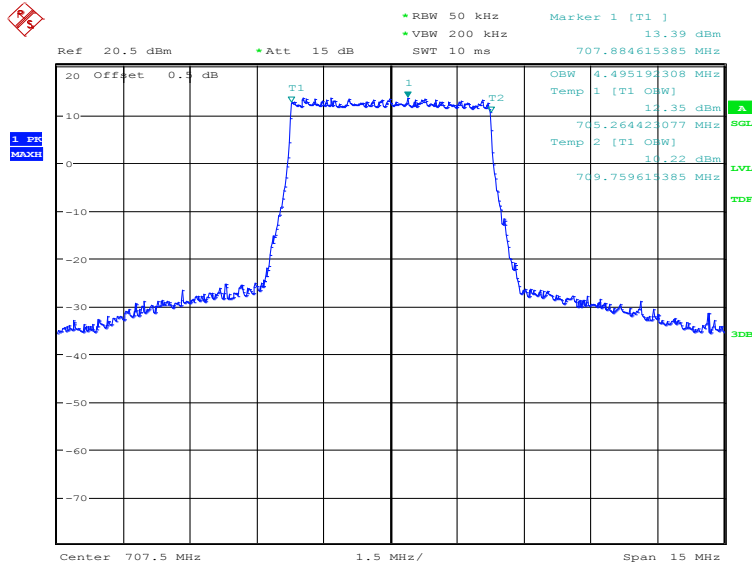
Frequency(MHz)	Occupied Bandwidth (99%)(kHz)	
707.5	QPSK	16QAM
	4543.27	4495.19

**LTE band 12, 5MHz Bandwidth, QPSK (99% BW)**



Date: 15.MAY.2019 19:34:33

**LTE band 12, 5MHz Bandwidth, 16QAM (99% BW)**

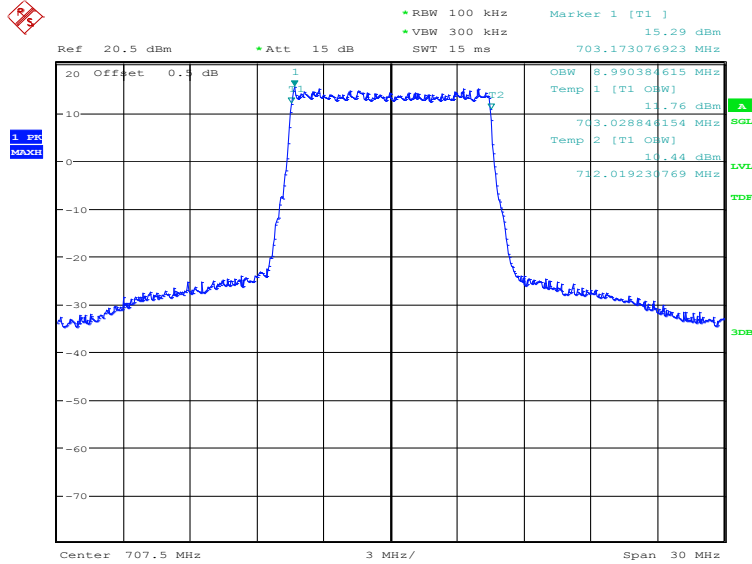


Date: 15.MAY.2019 19:35:58

**LTE band 12, 10MHz (99%)**

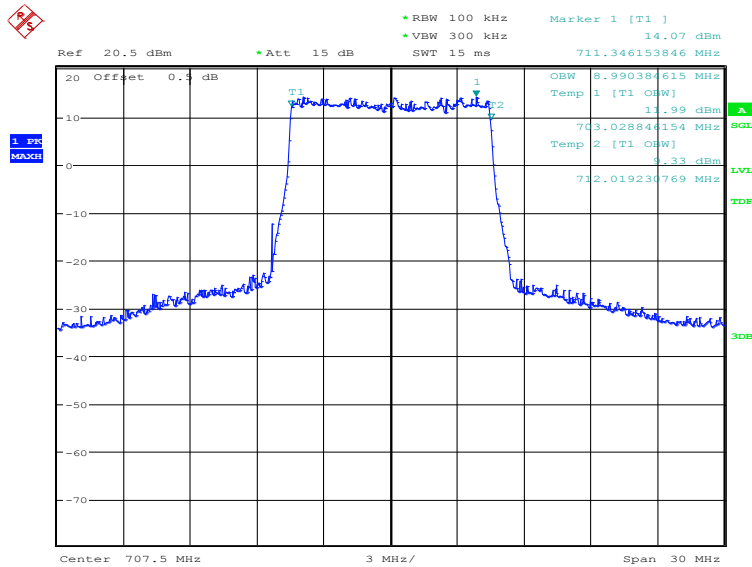
Frequency(MHz)	Occupied Bandwidth (99%)(kHz)	
707.5	QPSK	16QAM
	8990.38	8990.38

**LTE band 12, 10MHz Bandwidth, QPSK (99% BW)**



Date: 15.MAY.2019 19:38:12

**LTE band 12, 10MHz Bandwidth, 16QAM (99% BW)**

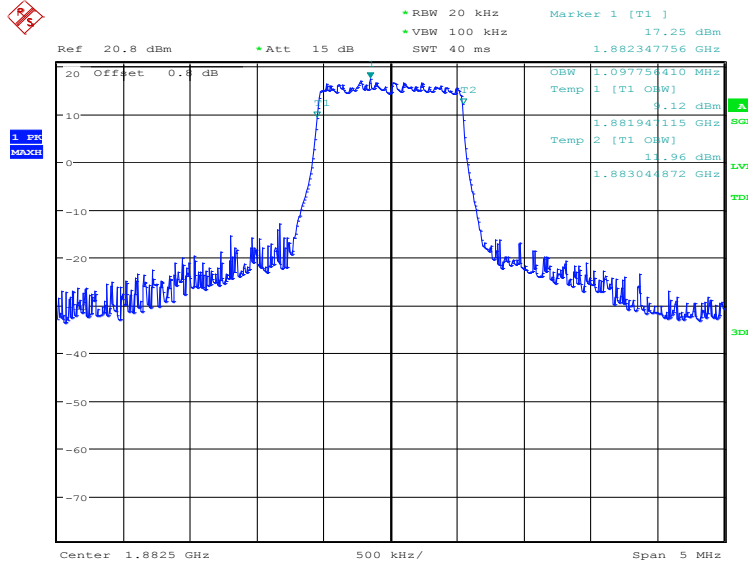


Date: 15.MAY.2019 19:39:37

**LTE band 25, 1.4MHz (99%)**

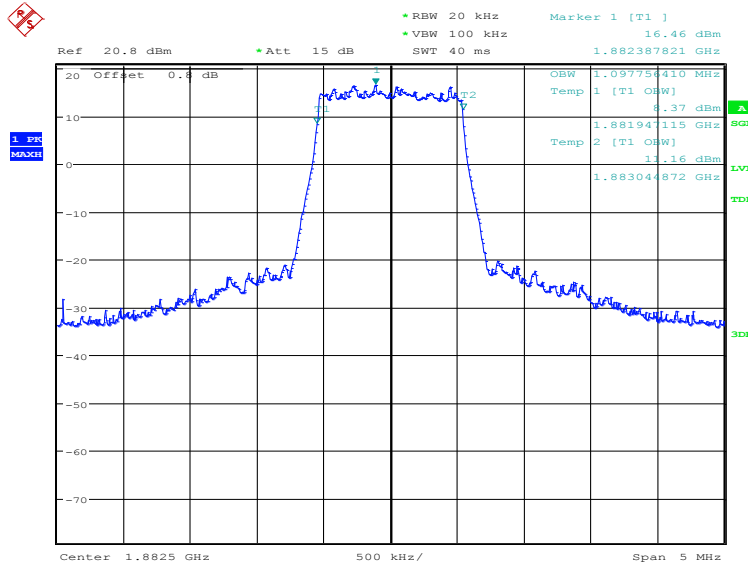
Frequency(MHz)	Occupied Bandwidth (99%)(kHz)	
1882.5	QPSK	16QAM
	1097.76	1097.76

**LTE band 25, 1.4MHz Bandwidth, QPSK (99% BW)**



Date: 15.MAY.2019 19:41:52

**LTE band 25, 1.4MHz Bandwidth, 16QAM (99% BW)**

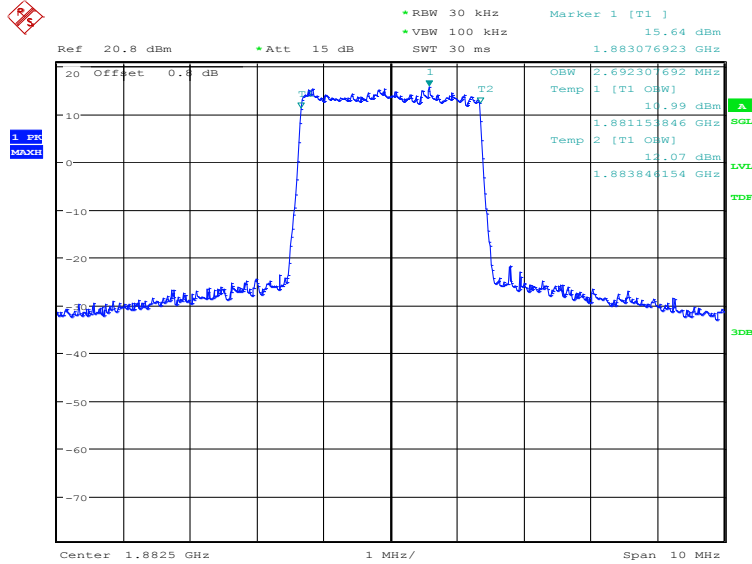


Date: 15.MAY.2019 19:43:17

**LTE band 25, 3MHz (99%)**

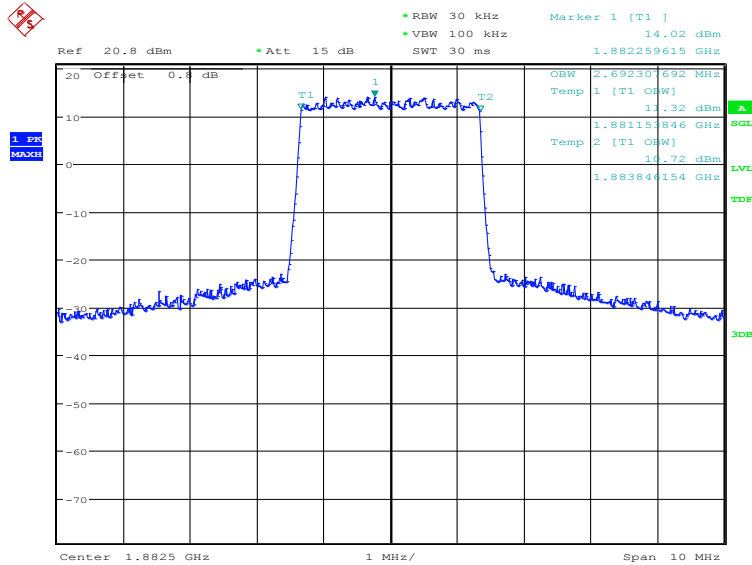
Frequency(MHz)	Occupied Bandwidth (99%)(kHz)	
1882.5	QPSK	16QAM
	2692.31	2692.31

**LTE band 25, 3MHz Bandwidth, QPSK (99% BW)**



Date: 15.MAY.2019 19:45:31

**LTE band 25, 3MHz Bandwidth, 16QAM (99% BW)**



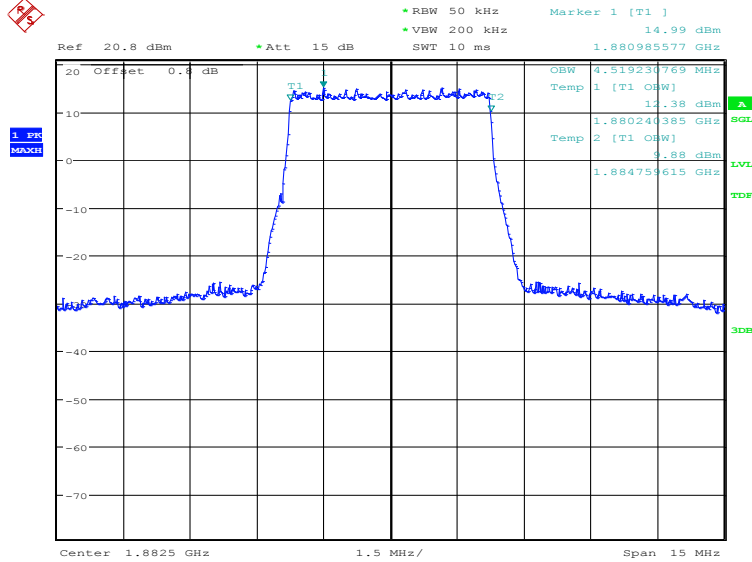
Date: 15.MAY.2019 19:46:56



**LTE band 25, 5MHz (99%)**

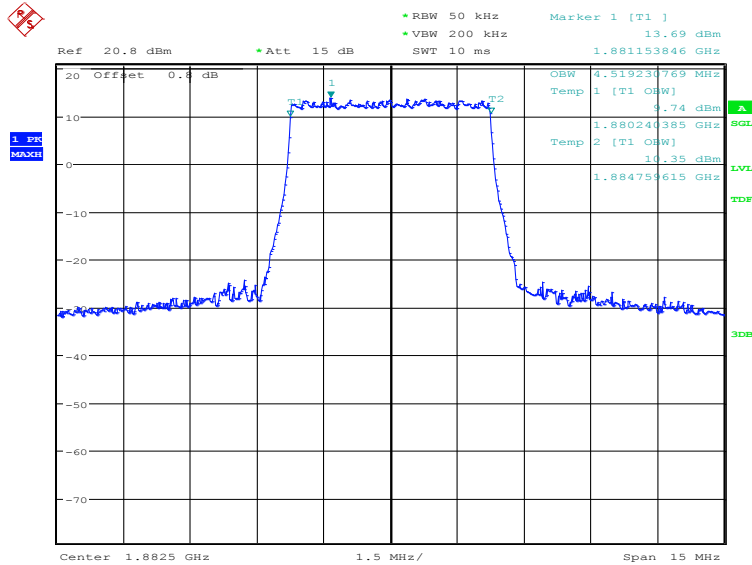
Frequency(MHz)	Occupied Bandwidth (99%)(kHz)	
1882.5	QPSK	16QAM
	4519.23	4519.23

**LTE band 25, 5MHz Bandwidth, QPSK (99% BW)**



Date: 15.MAY.2019 19:49:10

**LTE band 25, 5MHz Bandwidth, 16QAM (99% BW)**

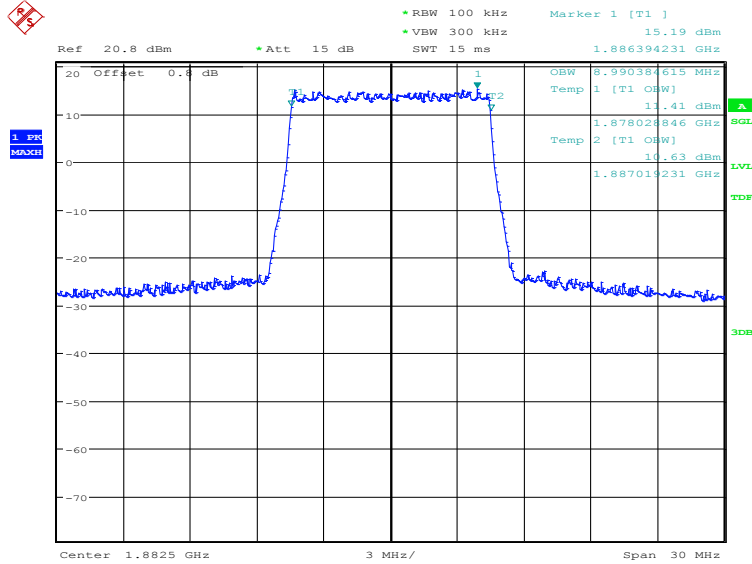


Date: 15.MAY.2019 19:50:35

**LTE band 25, 10MHz (99%)**

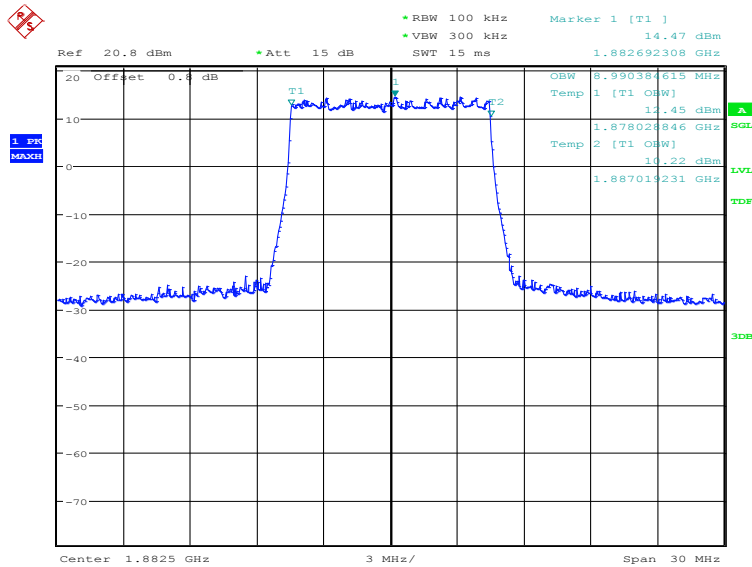
Frequency(MHz)	Occupied Bandwidth (99%)(kHz)	
1882.5	QPSK	16QAM
	8990.38	8990.38

**LTE band 25, 10MHz Bandwidth, QPSK (99% BW)**



Date: 15.MAY.2019 19:52:49

**LTE band 25, 10MHz Bandwidth, 16QAM (99% BW)**



Date: 15.MAY.2019 19:54:14

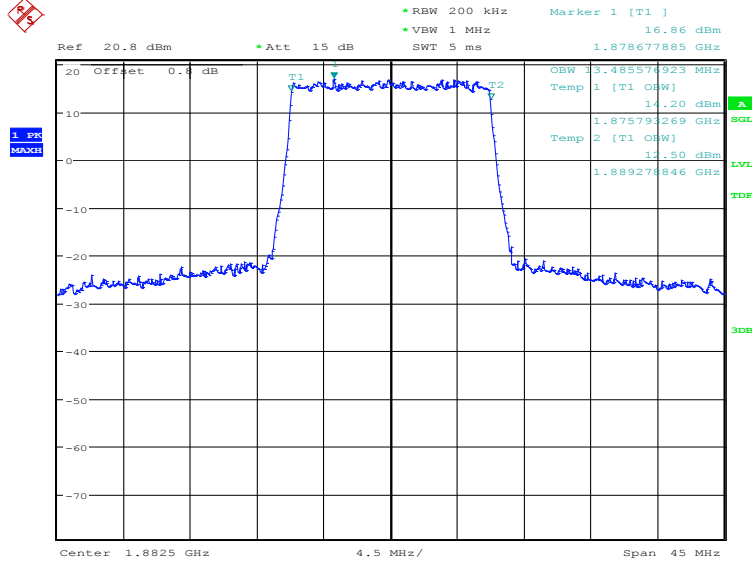




**LTE band 25, 15MHz (99%)**

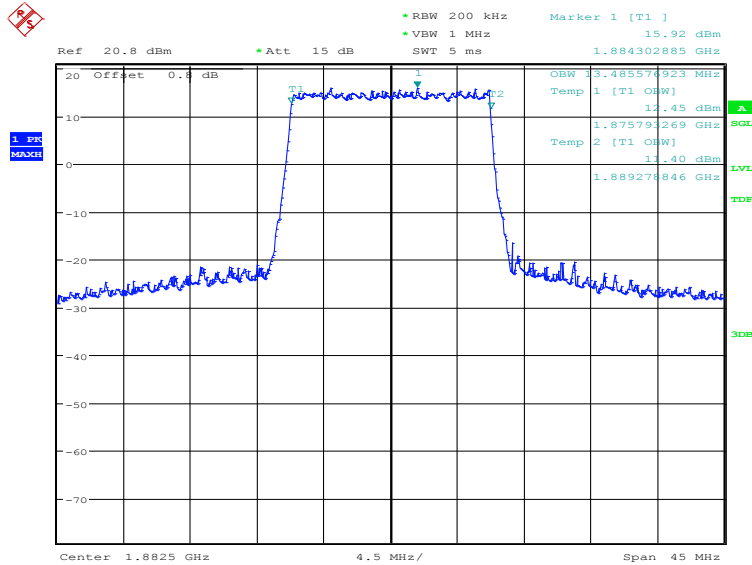
Frequency(MHz)	Occupied Bandwidth (99%)(kHz)	
1882.5	QPSK	16QAM
	13485.58	13485.58

**LTE band 25, 15MHz Bandwidth, QPSK (99% BW)**



Date: 15.MAY.2019 19:56:28

**LTE band 25, 15MHz Bandwidth, 16QAM (99% BW)**

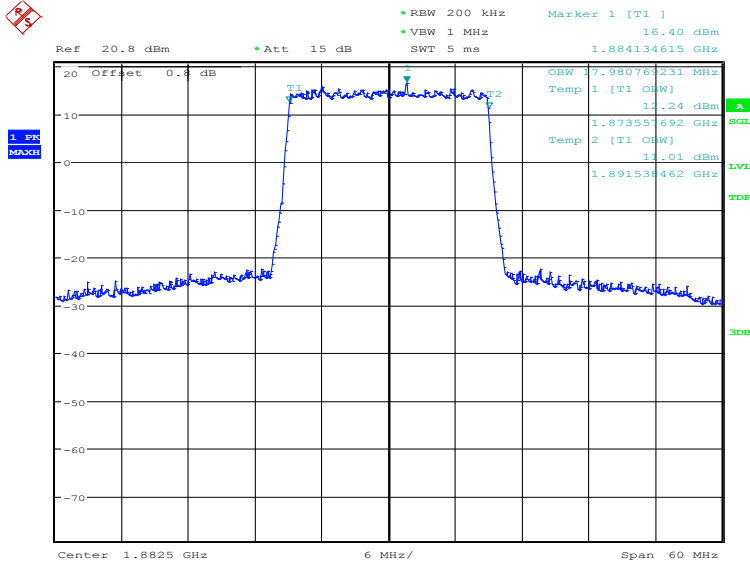


Date: 15.MAY.2019 19:57:53

**LTE band 25, 20MHz (99%)**

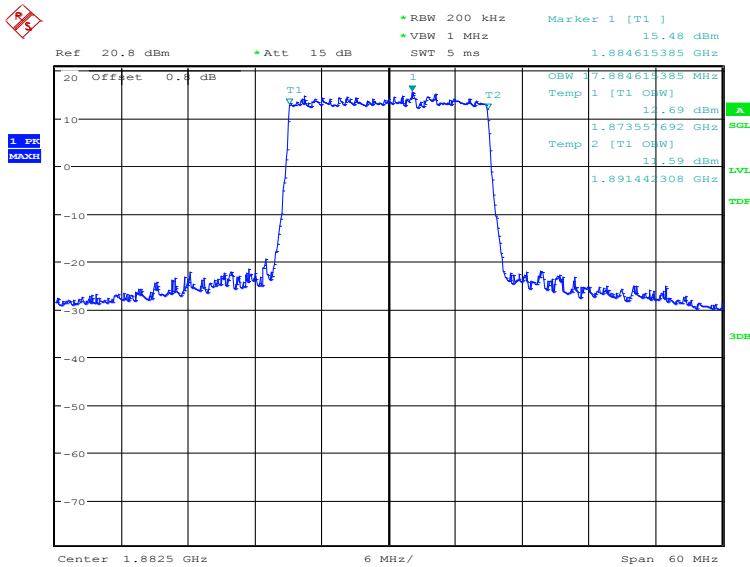
Frequency(MHz)	Occupied Bandwidth (99%)(kHz)	
1882.5	QPSK	16QAM
	17980.77	17884.62

**LTE band 25, 20MHz Bandwidth, QPSK (99% BW)**



Date: 15.MAY.2019 20:00:07

**LTE band 25, 20MHz Bandwidth, 16QAM (99% BW)**

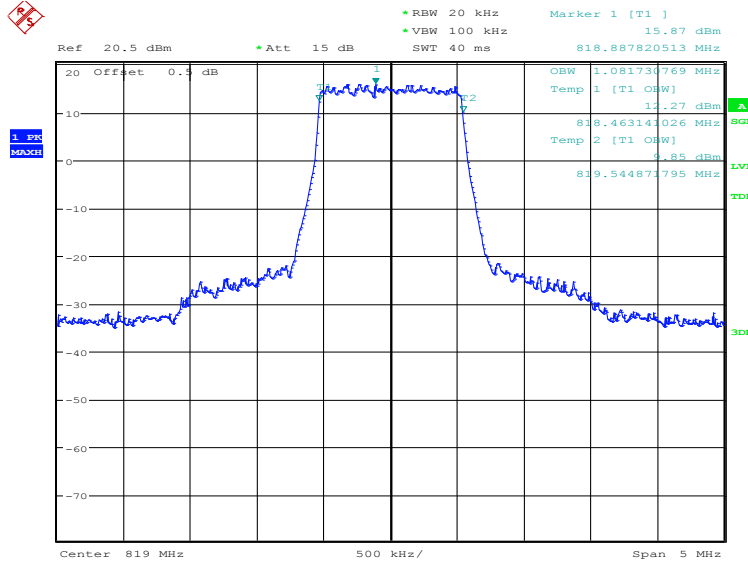


Date: 15.MAY.2019 20:01:32

**LTE band 26(814MHz~824MHz), 1.4MHz (99%)**

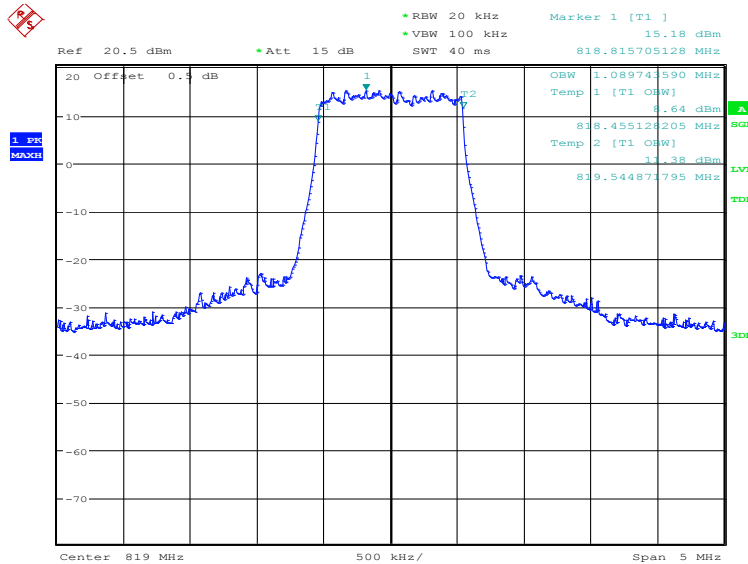
Frequency(MHz)	Occupied Bandwidth (99%)( kHz)	
819.0	QPSK	16QAM
	1081.73	1089.74

**LTE band 26(814MHz~824MHz), 1.4MHz Bandwidth, QPSK (99% BW)**



Date: 15.MAY.2019 20:21:13

**LTE band 26(814MHz~824MHz), 1.4MHz Bandwidth, 16QAM (99% BW)**

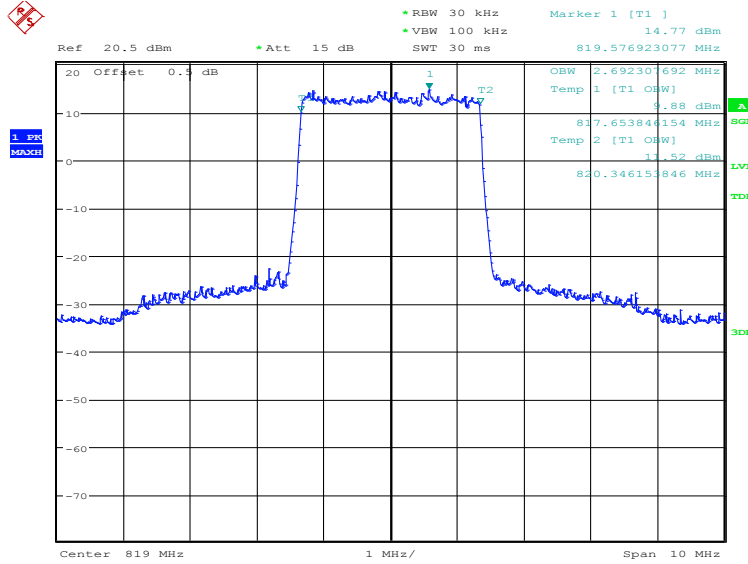


Date: 15.MAY.2019 20:22:38

**LTE band 26(814MHz~824MHz), 3MHz (99%)**

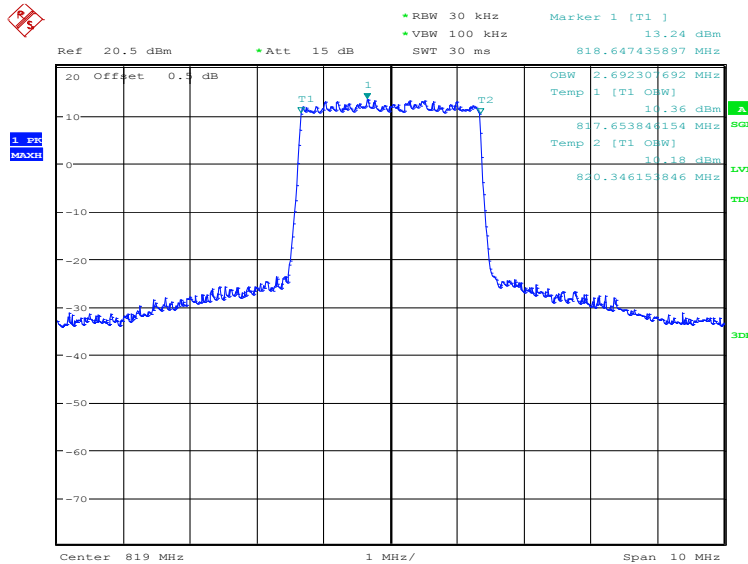
Frequency(MHz)	Occupied Bandwidth (99%)( kHz)	
819.0	QPSK	16QAM
	2692.31	2692.31

**LTE band 26(814MHz~824MHz), 3MHz Bandwidth, QPSK (99% BW)**



Date: 15.MAY.2019 20:24:52

**LTE band 26(814MHz~824MHz), 3MHz Bandwidth, 16QAM (99% BW)**

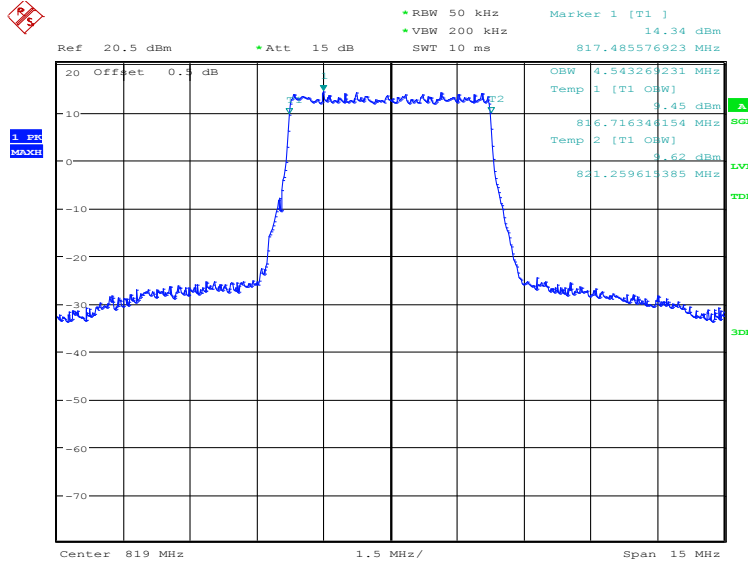


Date: 15.MAY.2019 20:26:17

**LTE band 26(814MHz~824MHz), 5MHz (99%)**

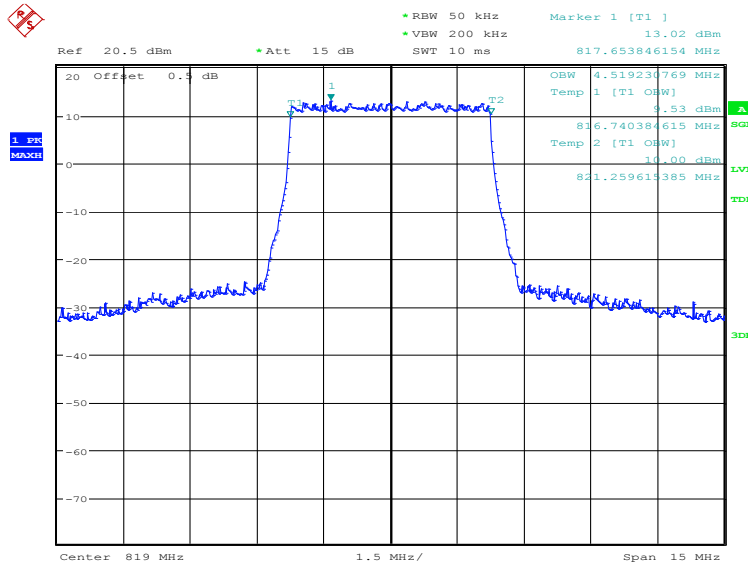
Frequency(MHz)	Occupied Bandwidth (99%)( kHz)	
819.0	QPSK	16QAM
	4543.27	4519.23

**LTE band 26(814MHz~824MHz), 5MHz Bandwidth, QPSK (99% BW)**



Date: 15.MAY.2019 20:28:31

**LTE band 26(814MHz~824MHz), 5MHz Bandwidth, 16QAM (99% BW)**



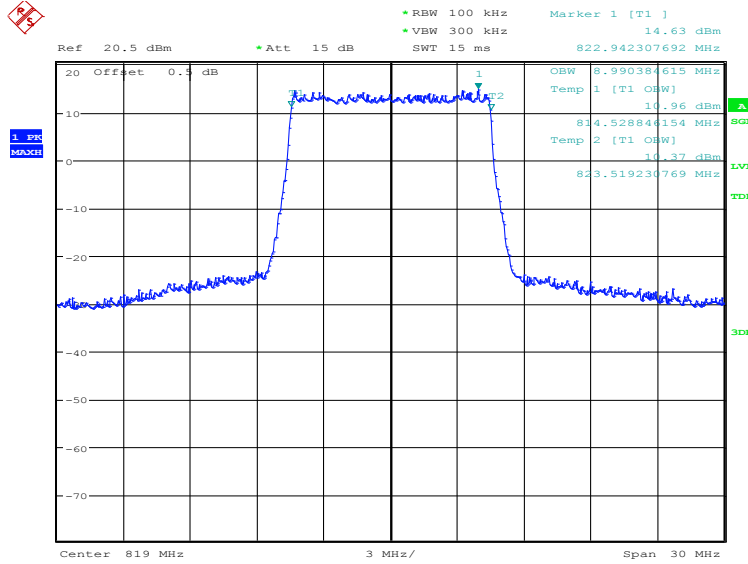
Date: 15.MAY.2019 20:29:56



**LTE band 26(814MHz~824MHz), 10MHz (99%)**

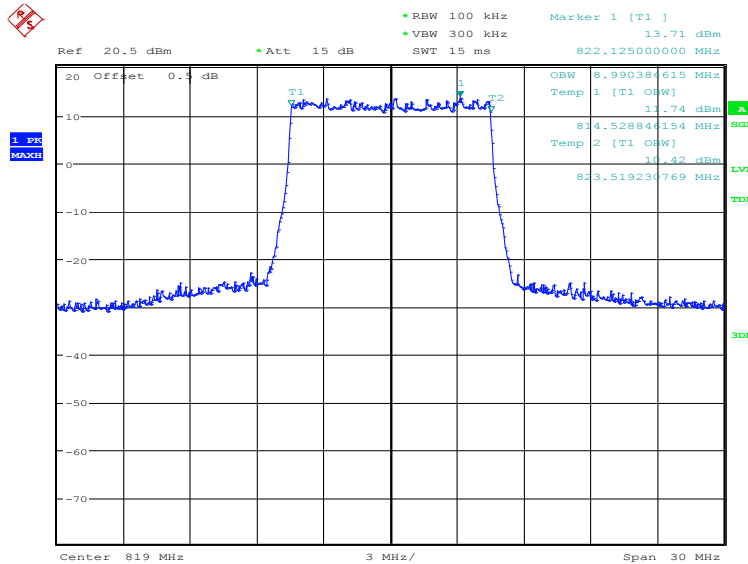
Frequency(MHz)	Occupied Bandwidth (99%)( kHz)	
819.0	QPSK	16QAM
	8990.38	8990.38

**LTE band 26(814MHz~824MHz), 10MHz Bandwidth, QPSK (99% BW)**



Date: 15.MAY.2019 20:32:10

**LTE band 26(814MHz~824MHz), 10MHz Bandwidth, 16QAM (99% BW)**

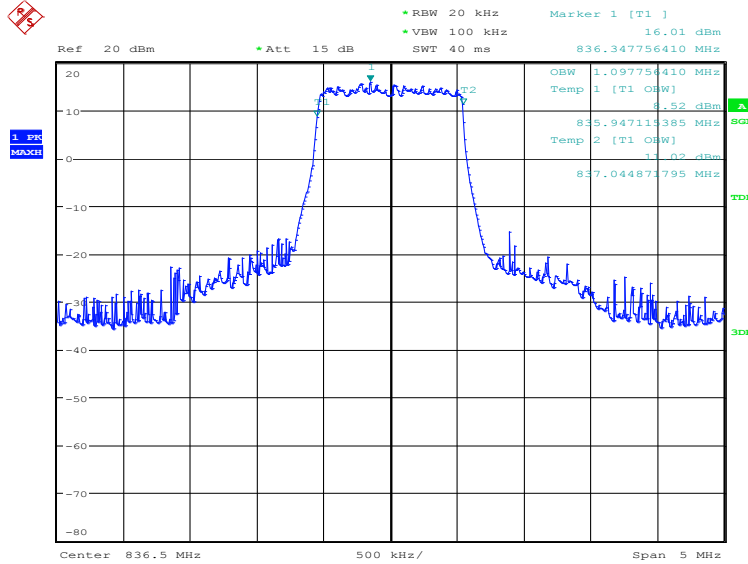


Date: 15.MAY.2019 20:33:36

**LTE band 26(824MHz~849MHz), 1.4MHz (99%)**

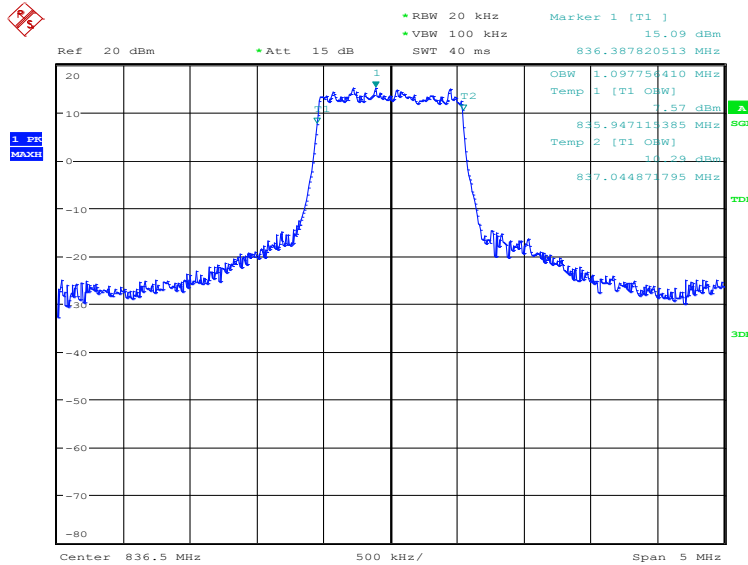
Frequency(MHz)	Occupied Bandwidth (99%)(kHz)	
836.5	QPSK	16QAM
	1097.76	1097.76

**LTE band 26(824MHz~849MHz), 1.4MHz Bandwidth, QPSK (99% BW)**



Date: 15.MAY.2019 20:03:06

**LTE band 26(824MHz~849MHz), 1.4MHz Bandwidth, 16QAM (99% BW)**



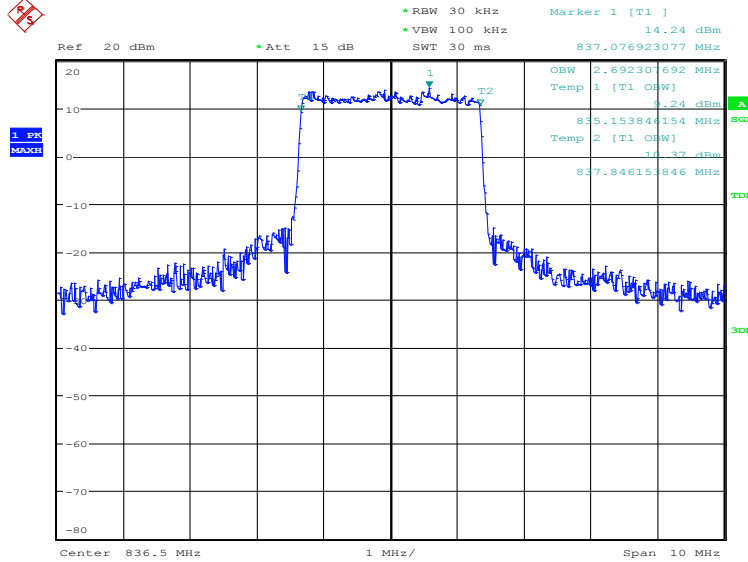
Date: 15.MAY.2019 20:04:31



**LTE band 26(824MHz~849MHz), 3MHz (99%)**

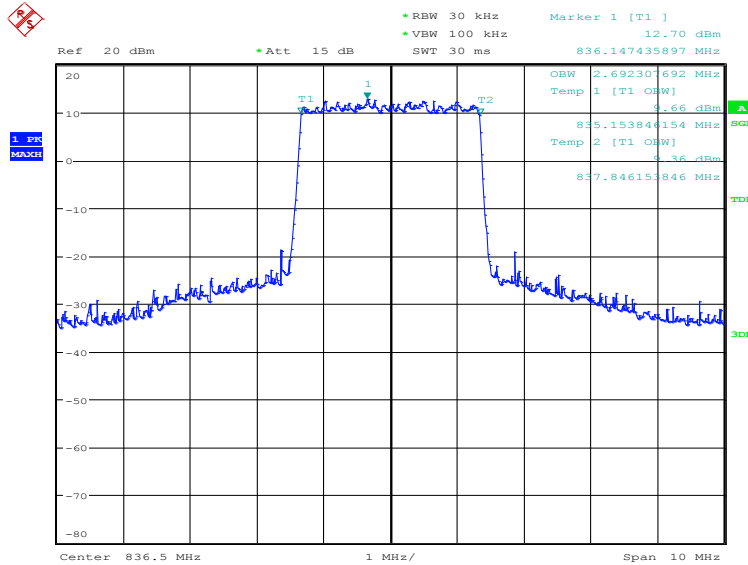
Frequency(MHz)	Occupied Bandwidth (99%)(kHz)	
836.5	QPSK	16QAM
	2692.31	2692.31

**LTE band 26(824MHz~849MHz), 3MHz Bandwidth, QPSK (99% BW)**



Date: 15.MAY.2019 20:06:45

**LTE band 26(824MHz~849MHz), 3MHz Bandwidth, 16QAM (99% BW)**



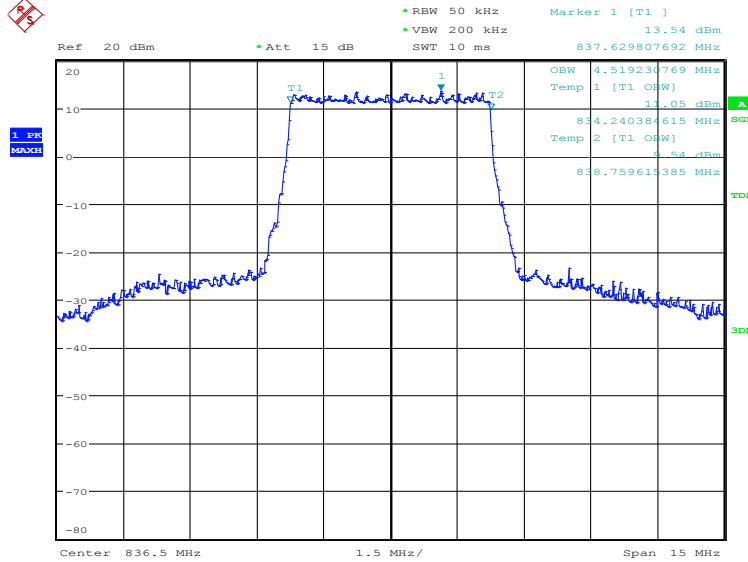
Date: 15.MAY.2019 20:08:10



**LTE band 26(824MHz~849MHz), 5MHz (99%)**

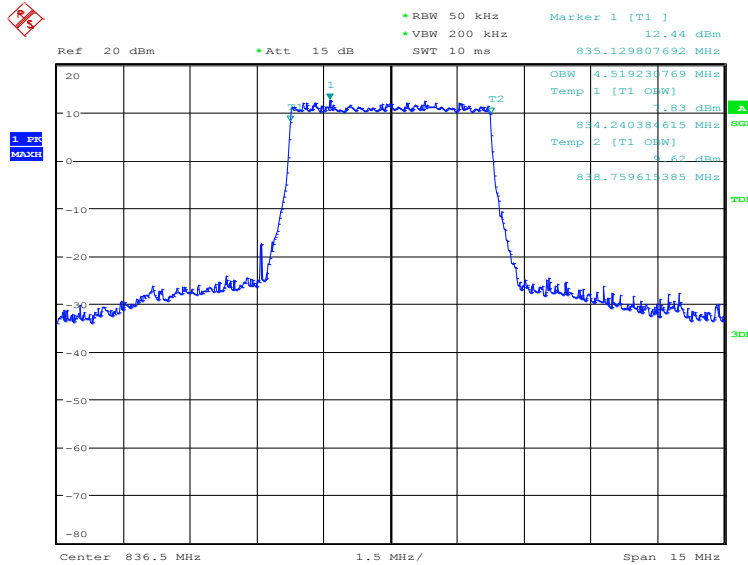
Frequency(MHz)	Occupied Bandwidth (99%)(kHz)	
836.5	QPSK	16QAM
	4519.23	4519.23

**LTE band 26(824MHz~849MHz), 5MHz Bandwidth, QPSK (99% BW)**



Date: 15.MAY.2019 20:10:25

**LTE band 26(824MHz~849MHz), 5MHz Bandwidth, 16QAM (99% BW)**



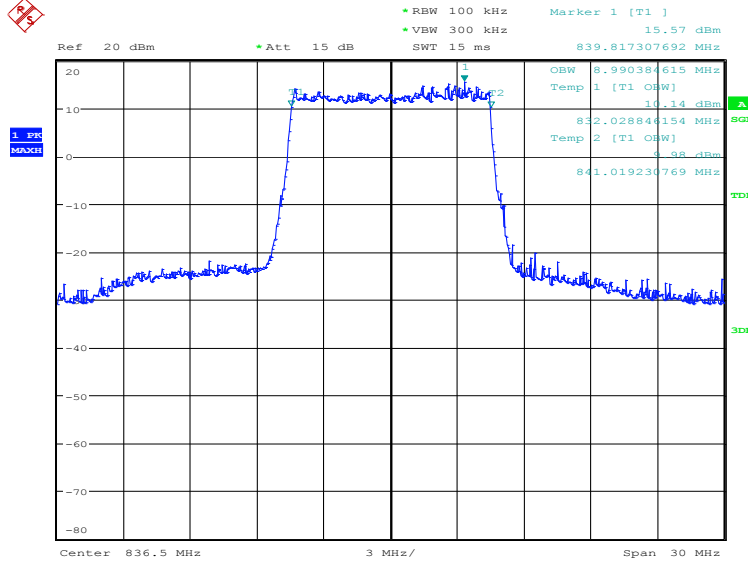
Date: 15.MAY.2019 20:11:50



**LTE band 26(824MHz~849MHz), 10MHz (99%)**

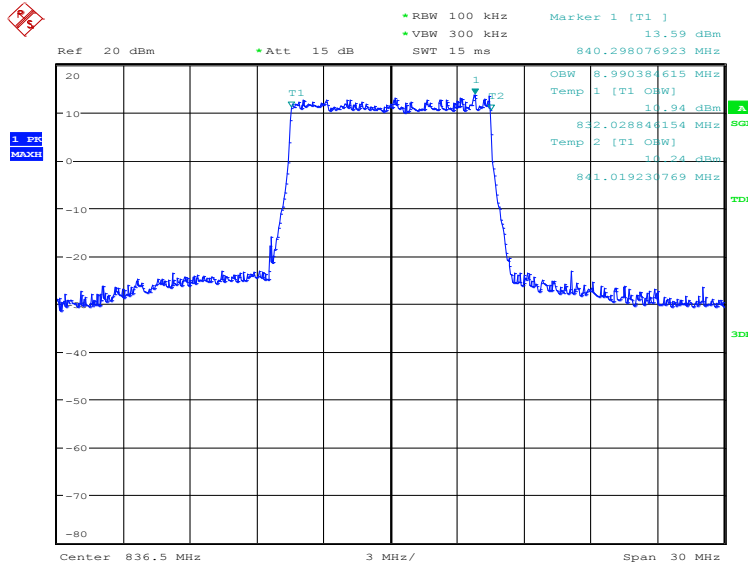
Frequency(MHz)	Occupied Bandwidth (99%)(kHz)	
836.5	QPSK	16QAM
	8990.38	8990.38

**LTE band 26(824MHz~849MHz), 10MHz Bandwidth, QPSK (99% BW)**



Date: 15.MAY.2019 20:14:04

**LTE band 26(824MHz~849MHz), 10MHz Bandwidth, 16QAM (99% BW)**

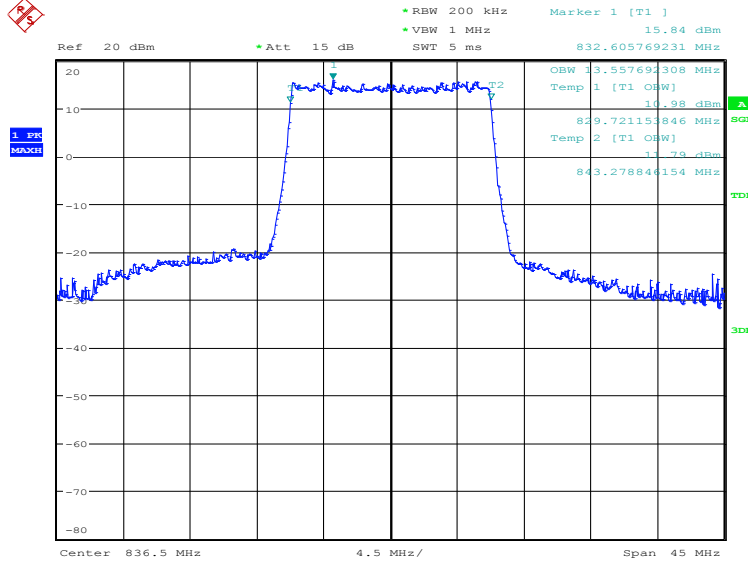


Date: 15.MAY.2019 20:15:29

**LTE band 26(824MHz~849MHz), 15MHz (99%)**

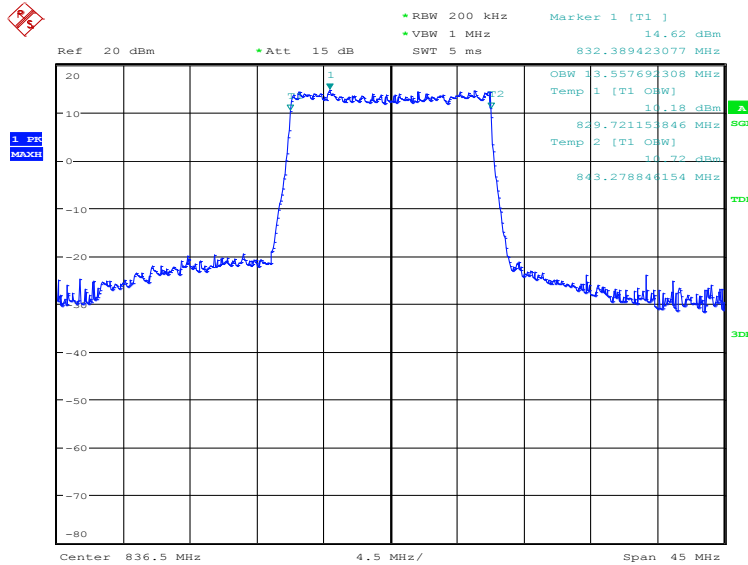
Frequency(MHz)	Occupied Bandwidth (99%)(kHz)	
836.5	QPSK	16QAM
	1357.69	1357.69

**LTE band 26(824MHz~849MHz), 15MHz Bandwidth, QPSK (99% BW)**



Date: 15.MAY.2019 20:17:43

**LTE band 26(824MHz~849MHz), 15MHz Bandwidth, 16QAM (99% BW)**



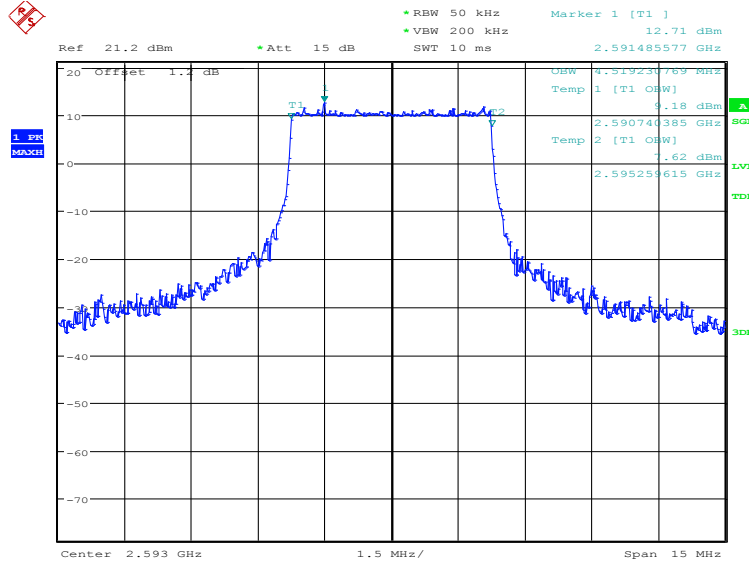
Date: 15.MAY.2019 20:19:08



**LTE band 41, 5MHz (99%)  
PC2**

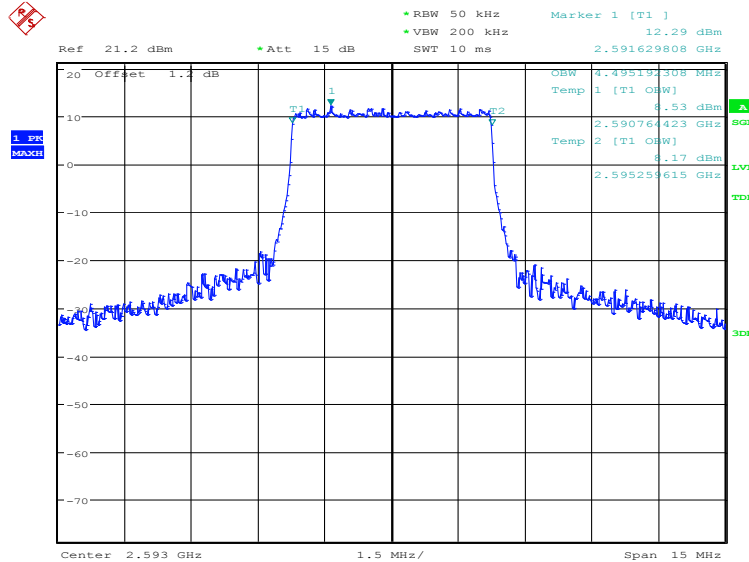
Frequency(MHz)	Occupied Bandwidth (99%)(kHz)	
2593.0	QPSK	16QAM
	4519.23	4495.19

**LTE band 41, 5MHz Bandwidth, QPSK (99% BW)**



Date: 6.JUN.2019 16:17:58

**LTE band 41, 5MHz Bandwidth, 16QAM (99% BW)**



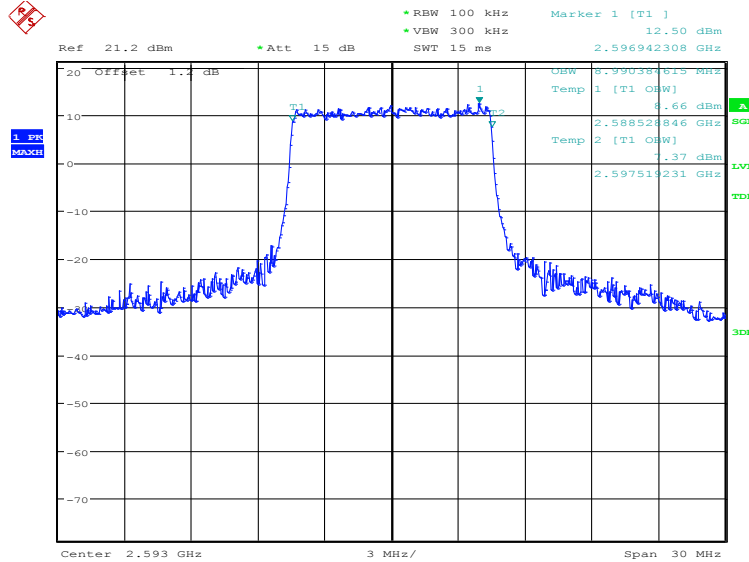
Date: 6.JUN.2019 16:19:22



**LTE band 41, 10MHz (99%)  
PC2**

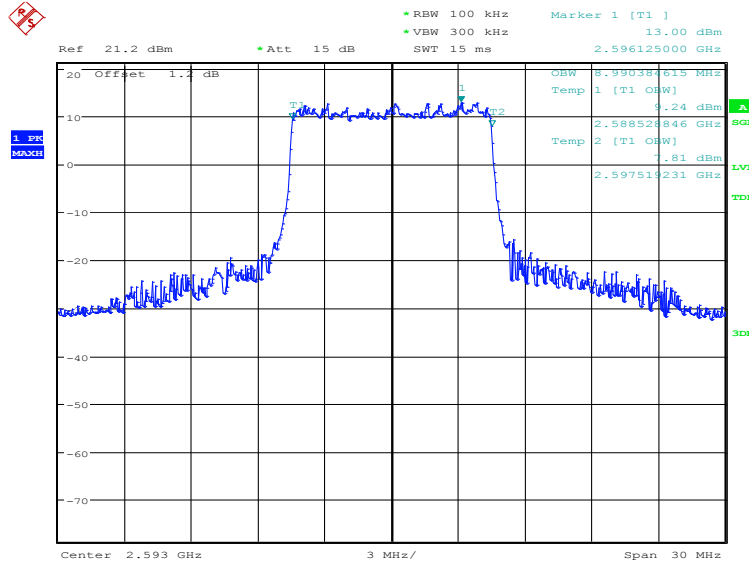
Frequency(MHz)	Occupied Bandwidth (99%)(kHz)	
2593.0	QPSK	16QAM
	8990.38	8990.38

**LTE band 41, 10MHz Bandwidth, QPSK (99% BW)**



Date: 6.JUN.2019 16:21:35

**LTE band 41, 10MHz Bandwidth,16QAM (99% BW)**



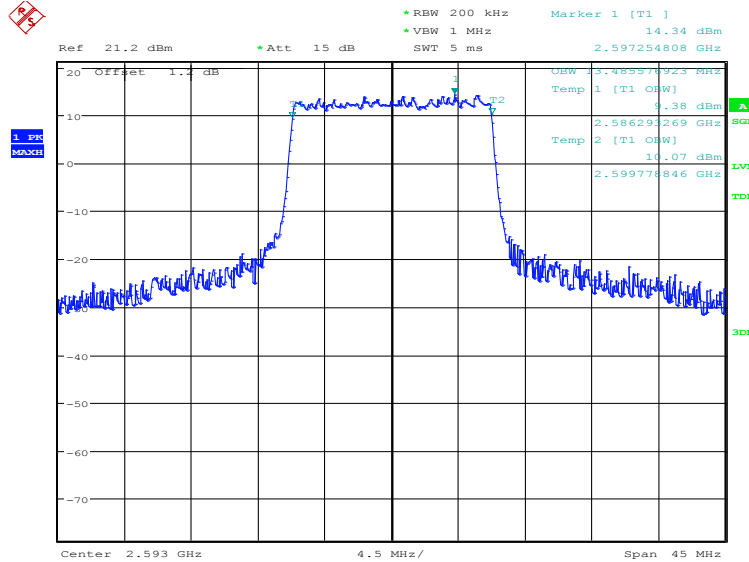
Date: 6.JUN.2019 16:23:00



**LTE band 41, 15MHz (99%)  
PC2**

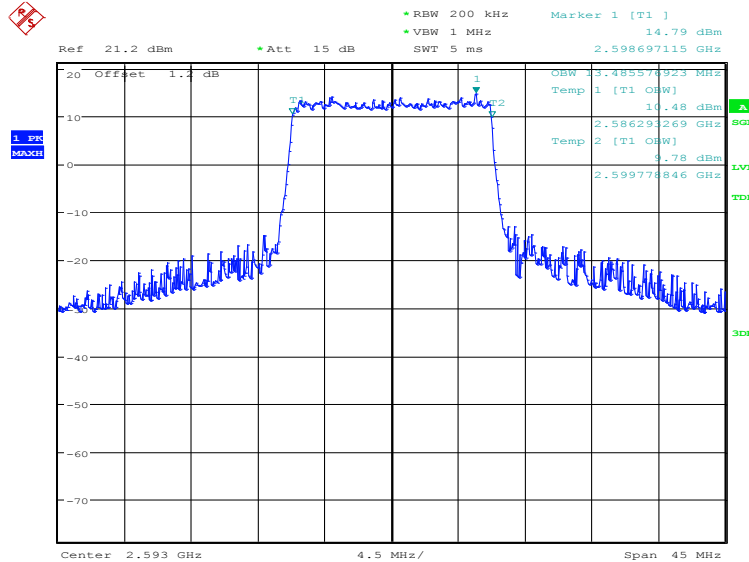
Frequency(MHz)	Occupied Bandwidth (99%)(kHz)	
2593.0	QPSK	16QAM
	13485.58	13485.58

**LTE band 41, 15MHz Bandwidth, QPSK (99% BW)**



Date: 6.JUN.2019 16:25:13

**LTE band 41, 15MHz Bandwidth,16QAM (99% BW)**



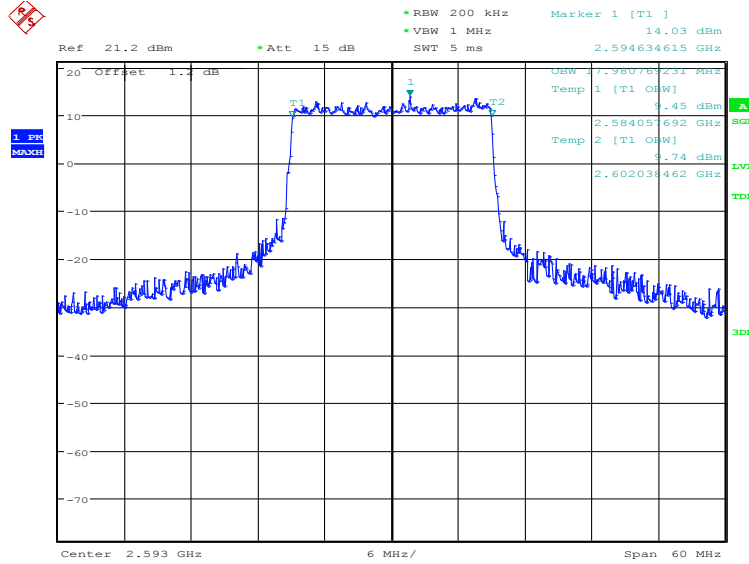
Date: 6.JUN.2019 16:26:37



LTE band 41, 20MHz (99%)  
PC2

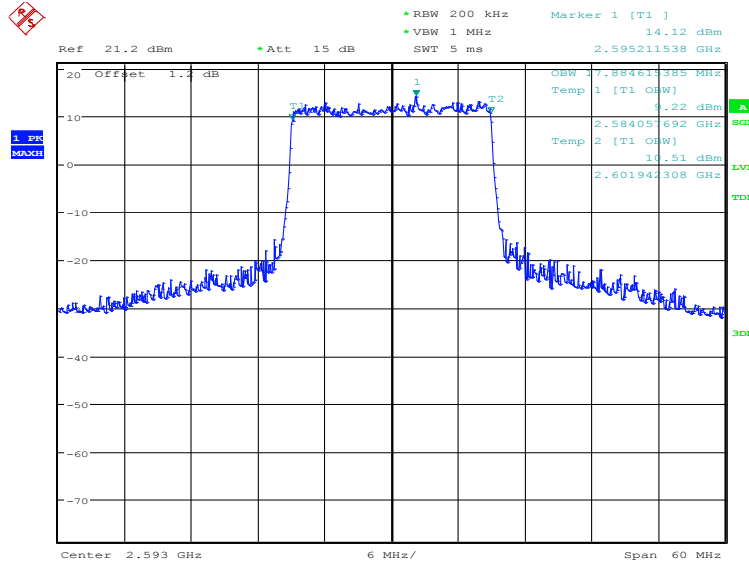
Frequency(MHz)	Occupied Bandwidth (99%)(kHz)	
2593.0	QPSK	16QAM
	17980.77	17884.62

LTE band 41, 20MHz Bandwidth, QPSK (99% BW)



Date: 6.JUN.2019 16:28:50

LTE band 41, 20MHz Bandwidth, 16QAM (99% BW)



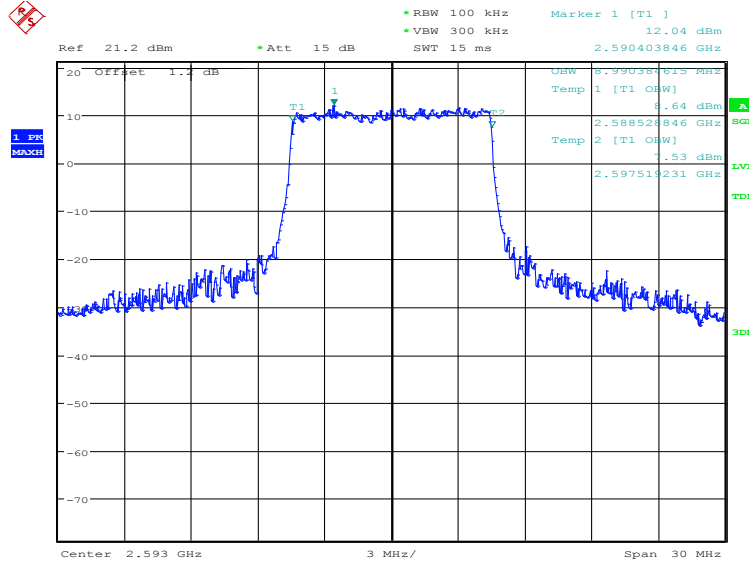
Date: 6.JUN.2019 16:30:14



LTE band 41, 10MHz (99%)  
PC3

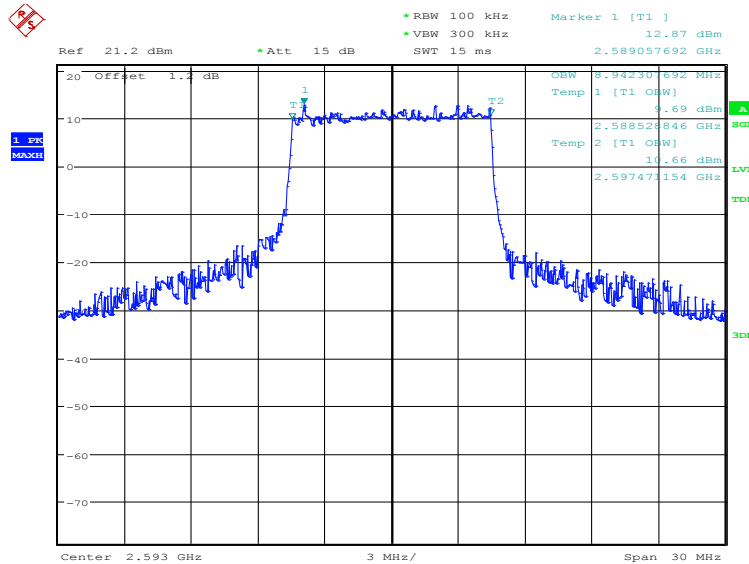
Frequency(MHz)	Occupied Bandwidth (99%)(kHz)	
2593.0	QPSK	16QAM
	8990.38	8942.31

LTE band 41, 10MHz Bandwidth, QPSK (99% BW)



Date: 18.JUN.2019 10:49:06

LTE band 41, 10MHz Bandwidth, 16QAM (99% BW)



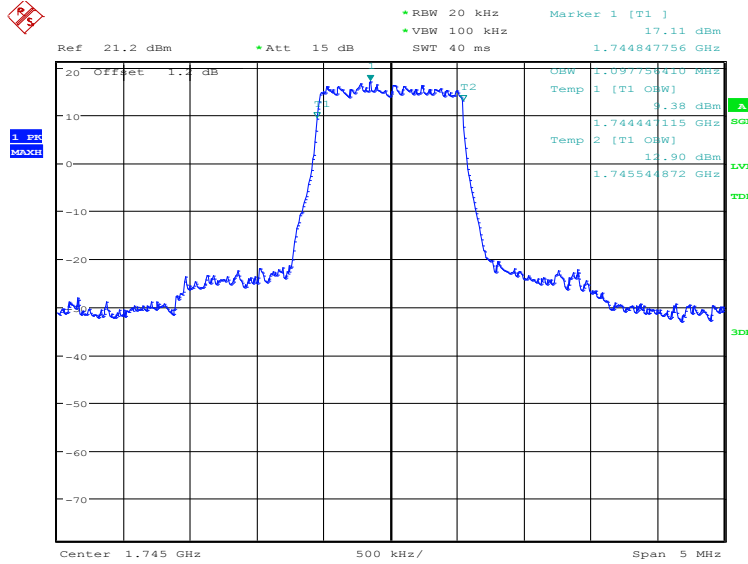
Date: 18.JUN.2019 10:50:30



**LTE band 66, 1.4MHz (99%)**

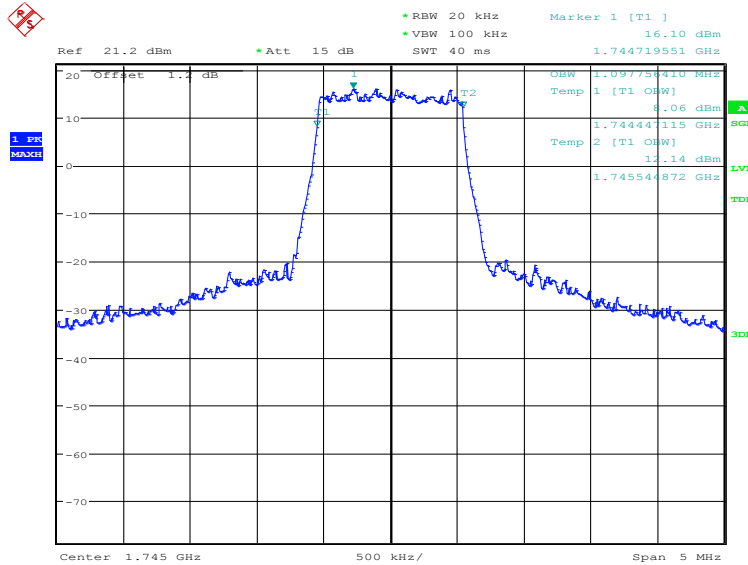
Frequency(MHz)	Occupied Bandwidth (99%)(kHz)	
1745.0	QPSK	16QAM
	1097.76	1097.76

**LTE band 66, 1.4MHz Bandwidth, QPSK (99% BW)**



Date: 15.MAY.2019 20:35:51

**LTE band 66, 1.4MHz Bandwidth, 16QAM (99% BW)**

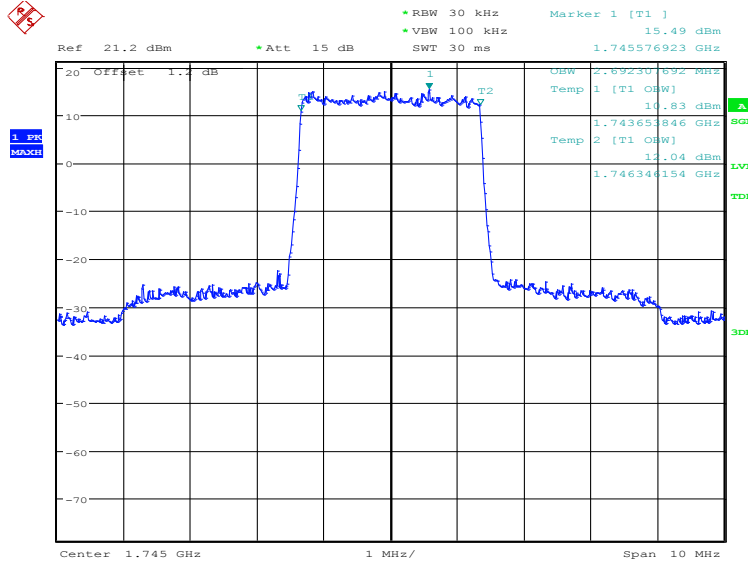


Date: 15.MAY.2019 20:37:16

**LTE band 66, 3MHz (99%)**

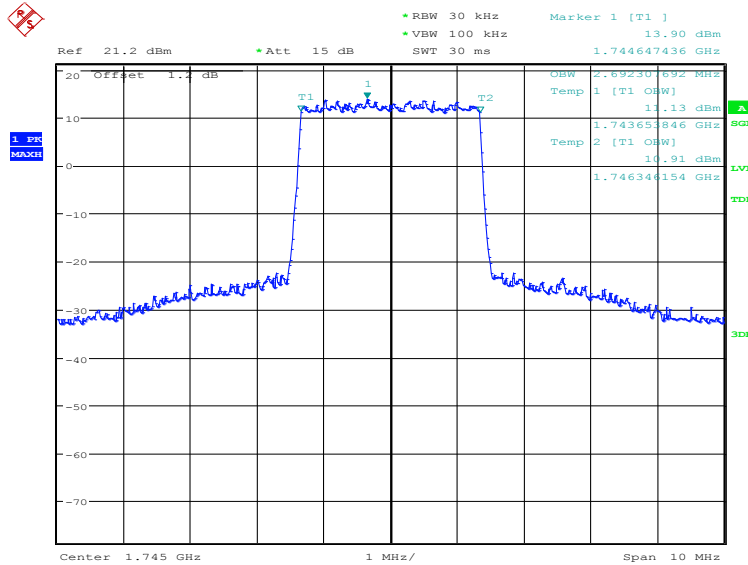
Frequency(MHz)	Occupied Bandwidth (99%)(kHz)	
1745.0	QPSK	16QAM
	2692.31	2692.31

**LTE band 66, 3MHz Bandwidth, QPSK (99% BW)**



Date: 15.MAY.2019 20:39:30

**LTE band 66, 3MHz Bandwidth, 16QAM (99% BW)**

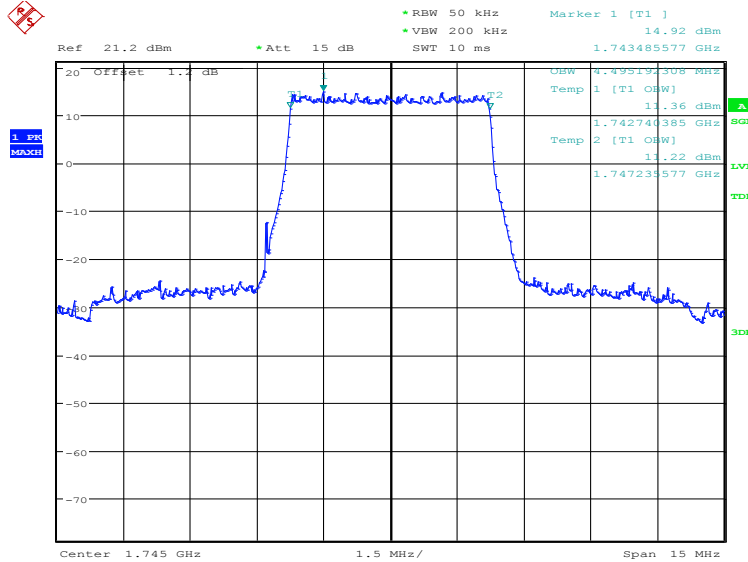


Date: 15.MAY.2019 20:40:55

**LTE band 66, 5MHz (99%)**

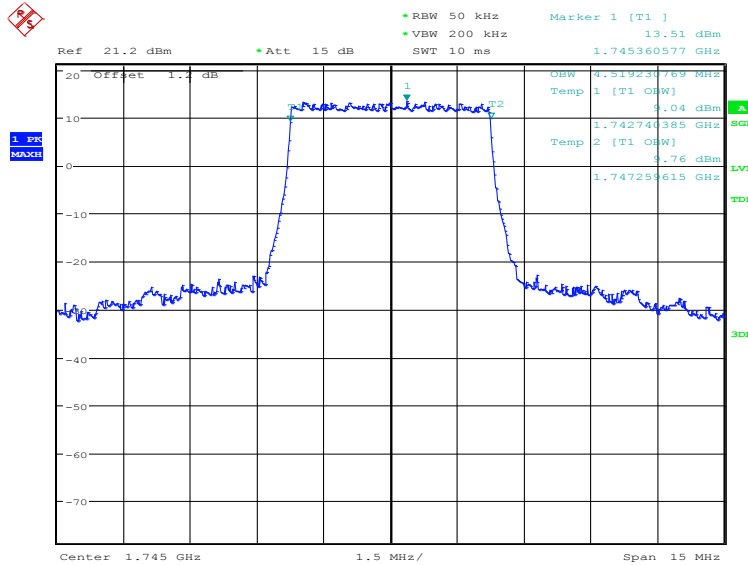
Frequency(MHz)	Occupied Bandwidth (99%)(kHz)	
1745.0	QPSK	16QAM
	4495.19	4519.23

**LTE band 66, 5MHz Bandwidth, QPSK (99% BW)**



Date: 15.MAY.2019 20:43:09

**LTE band 66, 5MHz Bandwidth, 16QAM (99% BW)**



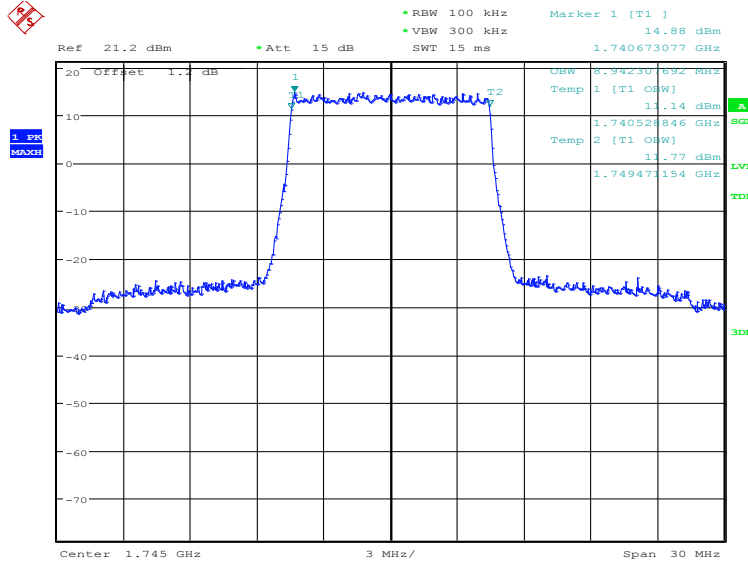
Date: 15.MAY.2019 20:44:35



**LTE band 66, 10MHz (99%)**

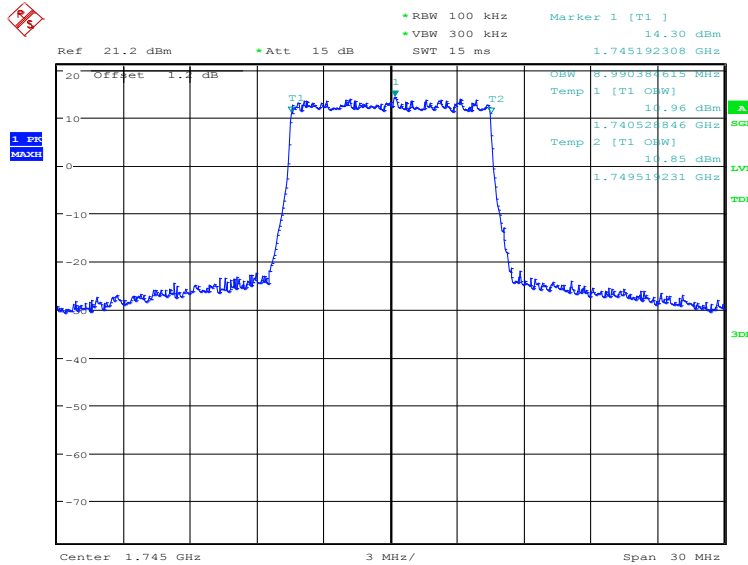
Frequency(MHz)	Occupied Bandwidth (99%)(kHz)	
1745.0	QPSK	16QAM
	8942.31	8990.38

**LTE band 66, 10MHz Bandwidth, QPSK (99% BW)**



Date: 15.MAY.2019 20:46:49

**LTE band 66, 10MHz Bandwidth, 16QAM (99% BW)**

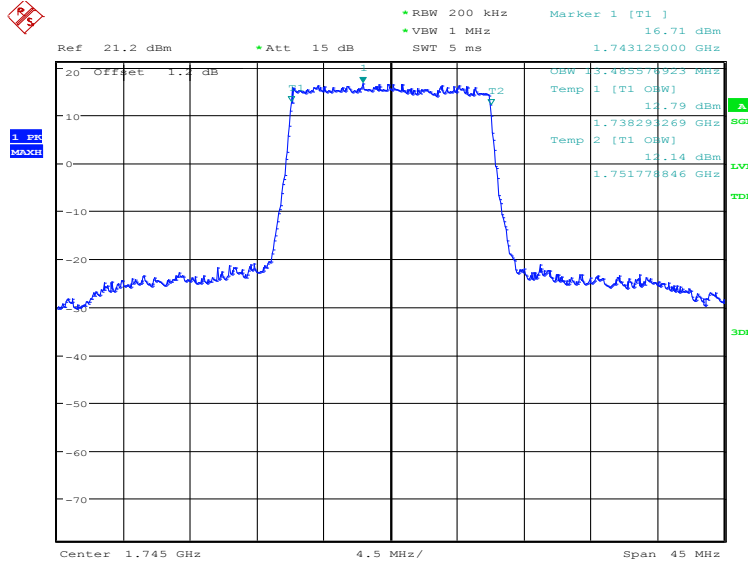


Date: 15.MAY.2019 20:48:14

**LTE band 66, 15MHz (99%)**

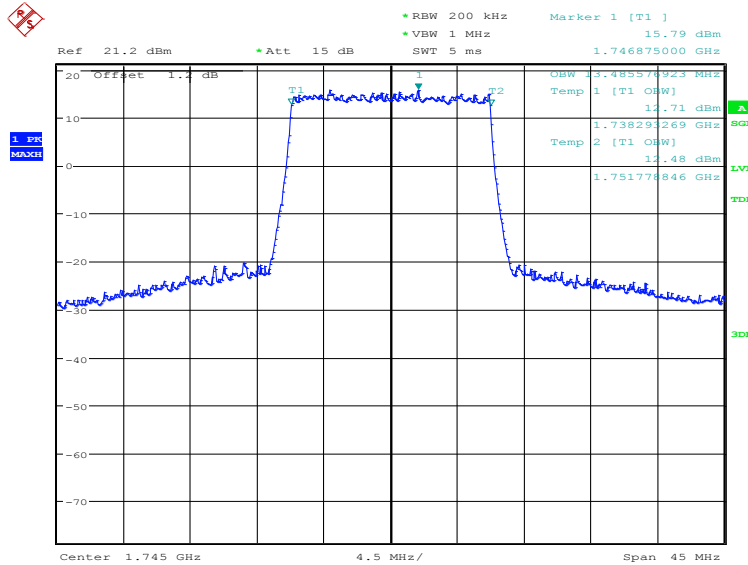
Frequency(MHz)	Occupied Bandwidth (99%)(kHz)	
1745.0	QPSK	16QAM
	13485.58	13485.58

**LTE band 66, 15MHz Bandwidth, QPSK (99% BW)**



Date: 15.MAY.2019 20:50:28

**LTE band 66, 15MHz Bandwidth, 16QAM (99% BW)**

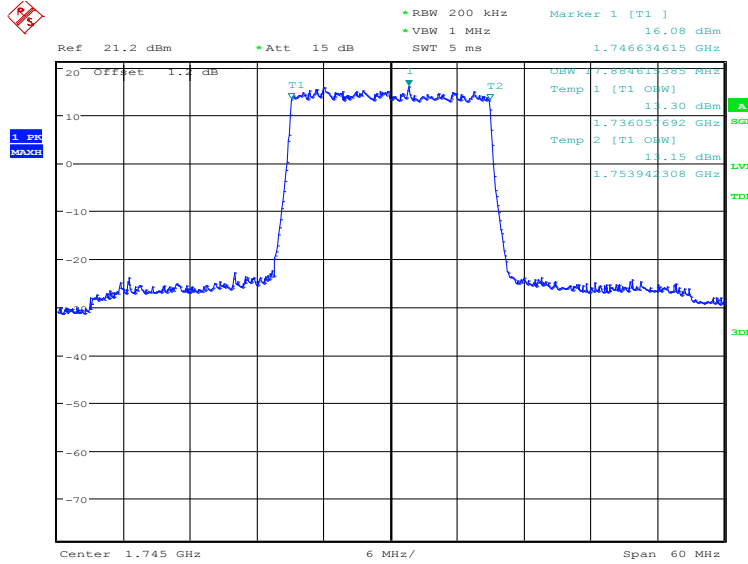


Date: 15.MAY.2019 20:51:53

**LTE band 66, 20MHz (99%)**

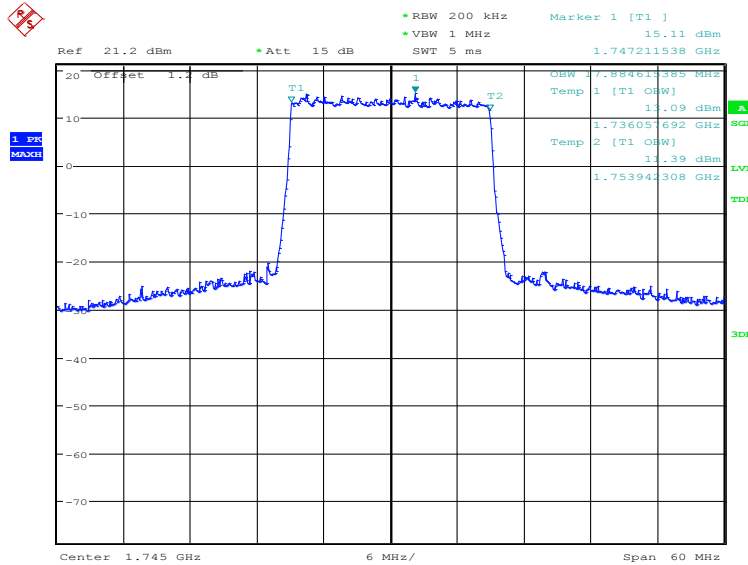
Frequency(MHz)	Occupied Bandwidth (99%)(kHz)	
1745.0	QPSK	16QAM
	17884.62	17884.62

**LTE band 66, 20MHz Bandwidth, QPSK (99% BW)**



Date: 15.MAY.2019 20:54:08

**LTE band 66, 20MHz Bandwidth, 16QAM (99% BW)**

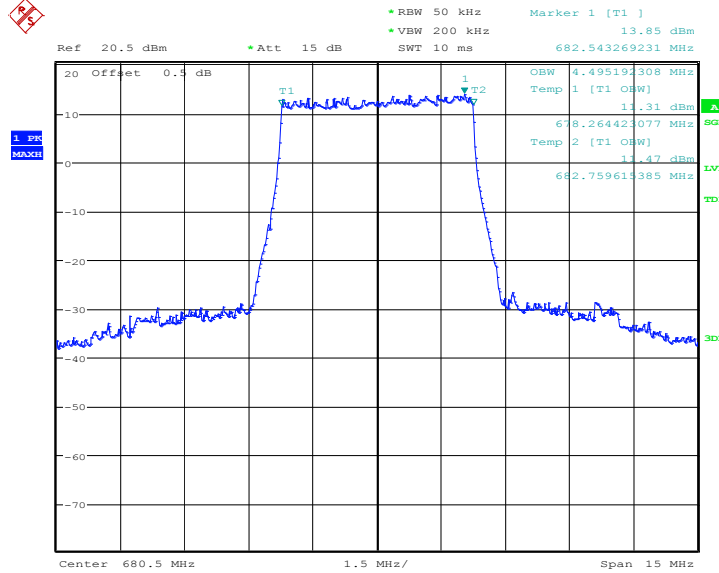


Date: 15.MAY.2019 20:55:33

**LTE band 71, 5MHz (99%)**

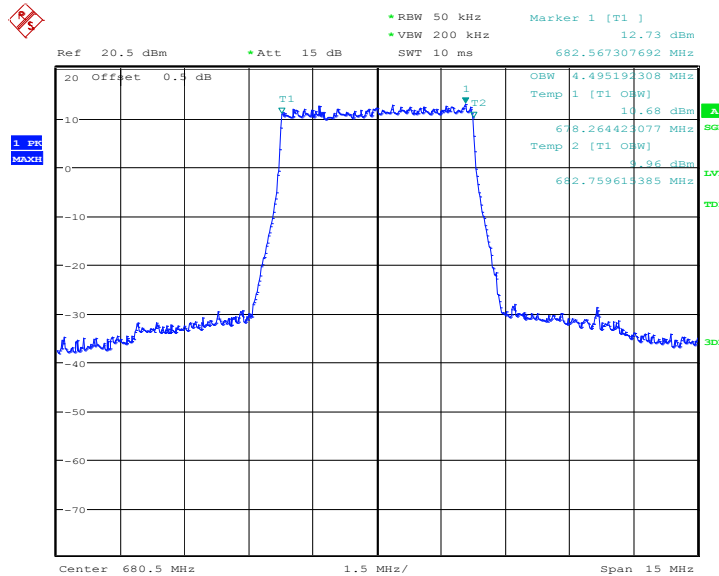
Frequency(MHz)	Occupied Bandwidth (99%)(kHz)	
680.5	QPSK	16QAM
	4495.19	4495.19

**LTE band 71, 5MHz Bandwidth, QPSK (99% BW)**



Date: 30.MAY.2019 15:50:20

**LTE band 71, 5MHz Bandwidth, 16QAM (99% BW)**

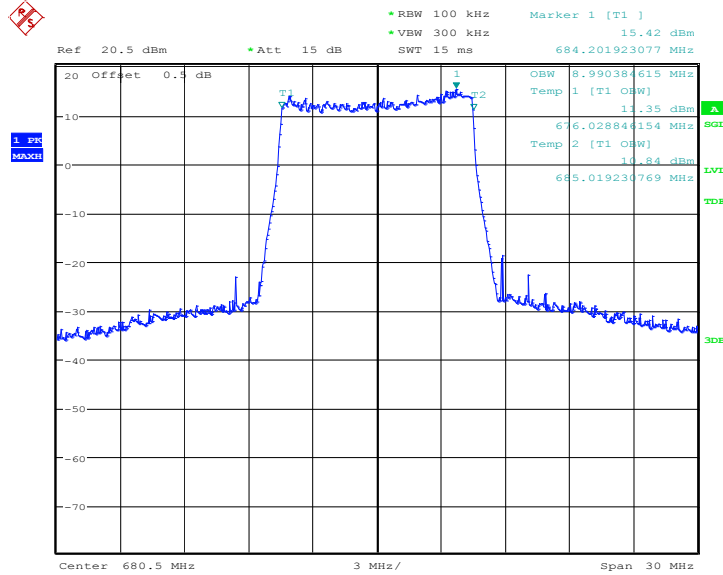


Date: 30.MAY.2019 15:51:44

**LTE band 71, 10MHz (99%)**

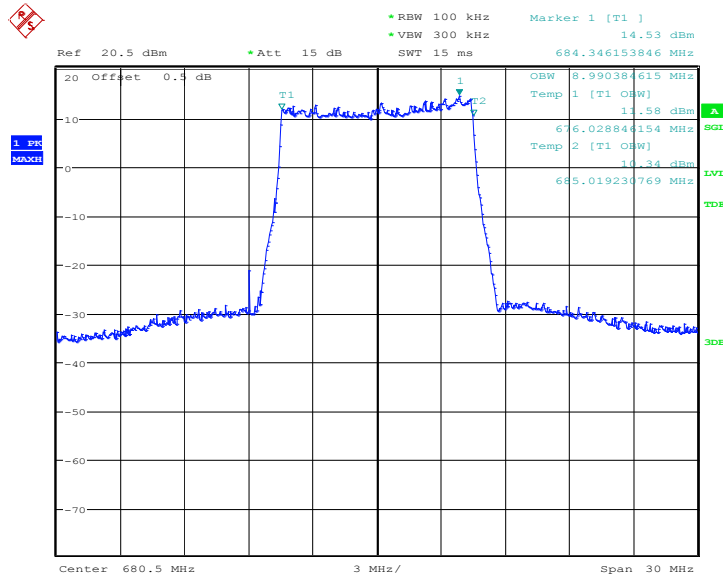
Frequency(MHz)	Occupied Bandwidth (99%)(kHz)	
680.5	QPSK	16QAM
	8990.38	8990.38

**LTE band 71, 10MHz Bandwidth, QPSK (99% BW)**



Date: 30.MAY.2019 15:53:57

**LTE band 71, 10MHz Bandwidth, 16QAM (99% BW)**



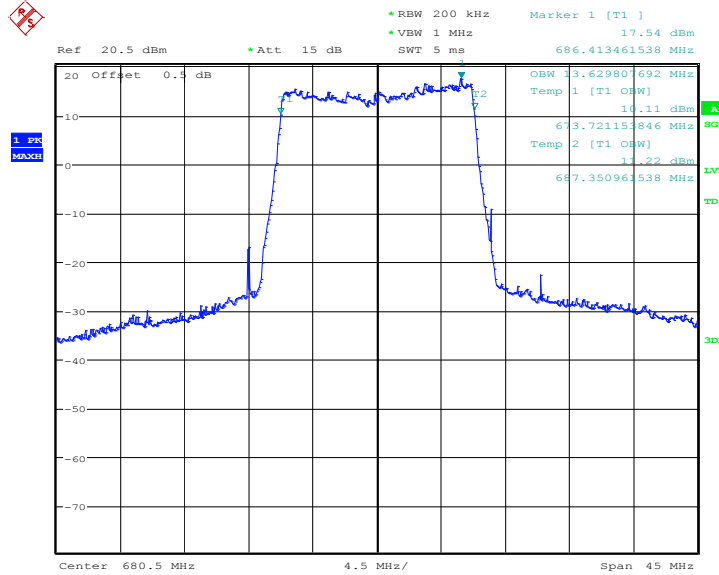
Date: 30.MAY.2019 15:55:21



**LTE band 71, 15MHz (99%)**

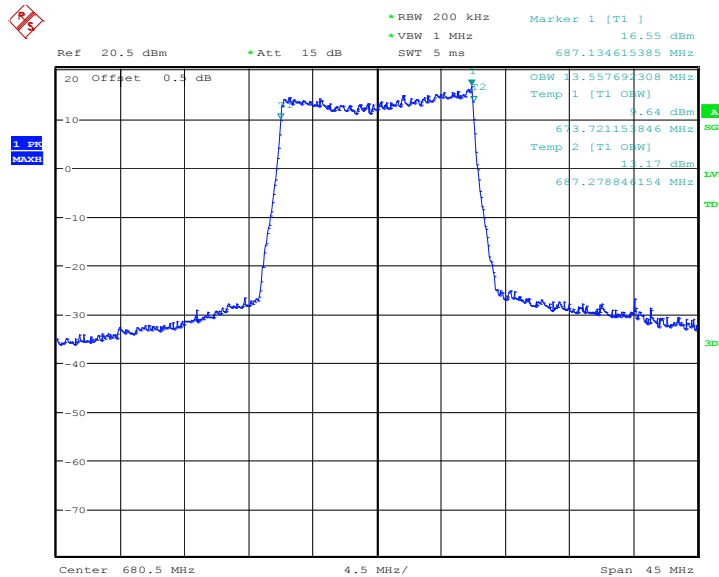
Frequency(MHz)	Occupied Bandwidth (99%)(kHz)	
680.5	QPSK	16QAM
	13629.81	13557.69

**LTE band 71, 15MHz Bandwidth, QPSK (99% BW)**



Date: 30.MAY.2019 15:57:34

**LTE band 71, 15MHz Bandwidth, 16QAM (99% BW)**

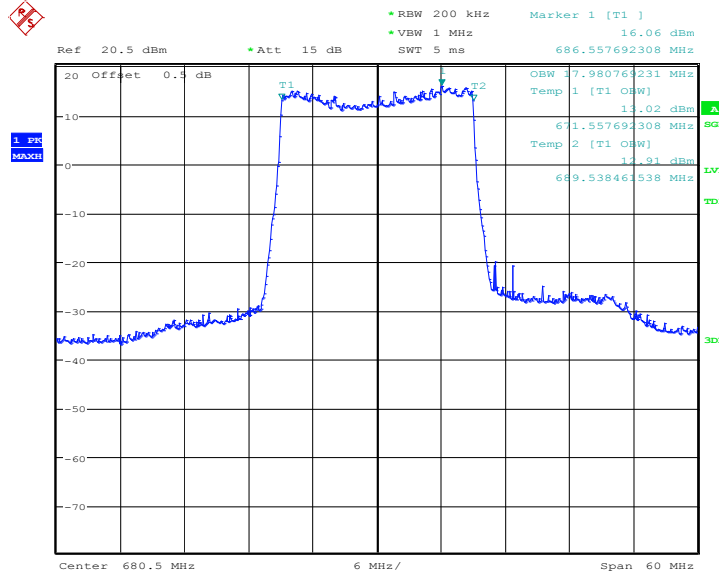


Date: 30.MAY.2019 15:58:57

**LTE band 71, 20MHz (99%)**

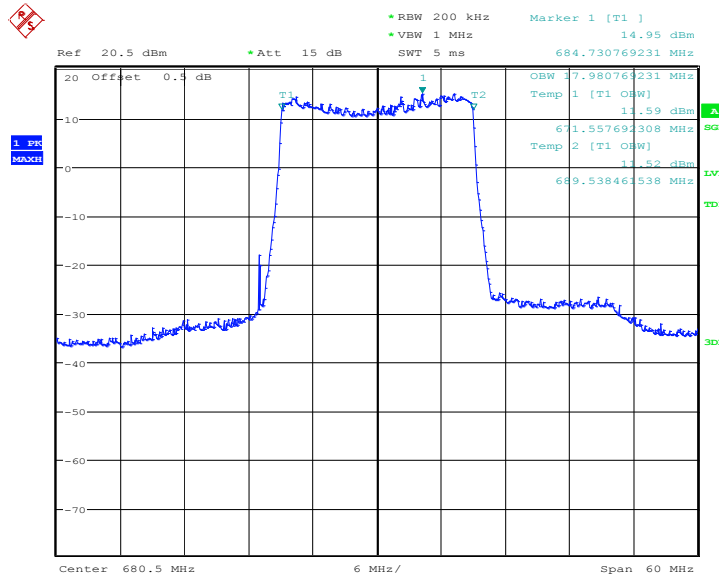
Frequency(MHz)	Occupied Bandwidth (99%)(kHz)	
680.5	QPSK	16QAM
	17980.77	17980.77

**LTE band 71, 20MHz Bandwidth, QPSK (99% BW)**



Date: 30.MAY.2019 16:01:11

**LTE band 71, 20MHz Bandwidth, 16QAM (99% BW)**



Date: 30.MAY.2019 16:02:34

## A.5 EMISSION BANDWIDTH

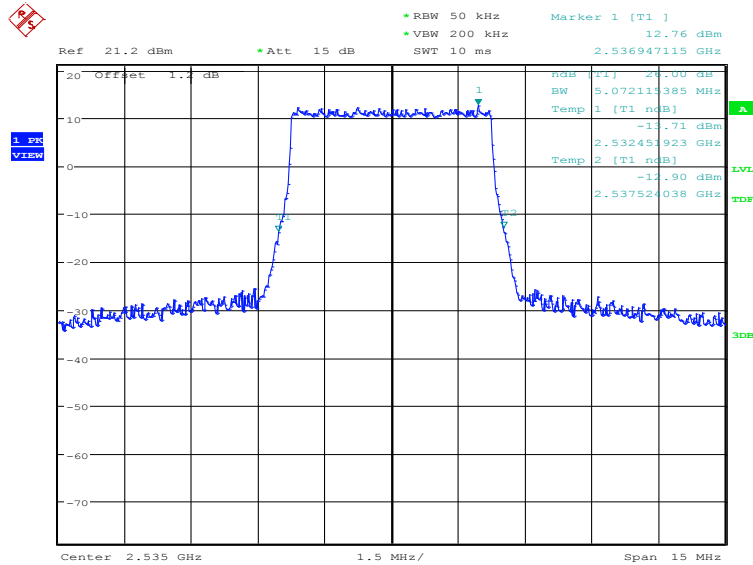
### A.5.1 Emission Bandwidth Results

The emission bandwidth is defined as the width of the signal between two points, one below the carrier center frequency and one above the carrier center frequency, outside of which all emissions are attenuated at least 26 dB below the transmitter power. Table below lists the measured -26dBc BW. Spectrum analyzer plots are included on the following pages.

#### LTE band 7, 5MHz (-26dBc)

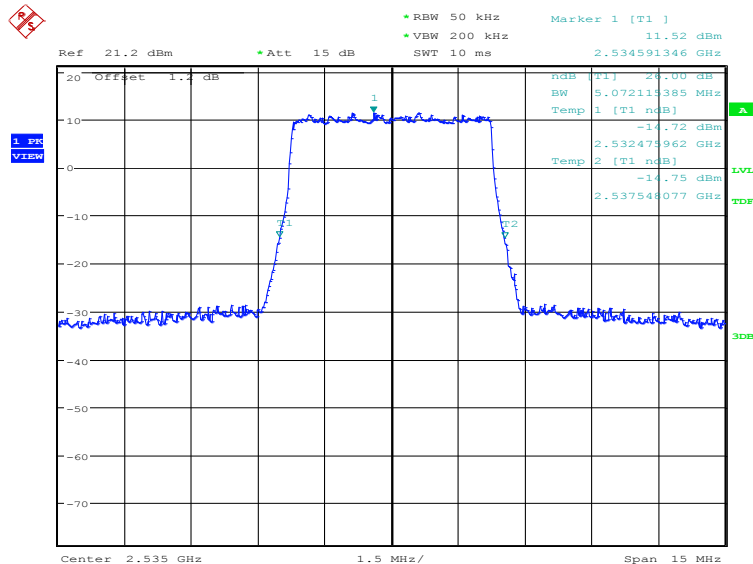
Frequency(MHz)	Occupied Bandwidth (-26dBc)(kHz)	
	QPSK	16QAM
2535.0	5072.12	5072.12

#### LTE band 7, 5MHz Bandwidth, QPSK (-26dBc BW)



Date: 6.JUN.2019 16:32:14

#### LTE band 7, 5MHz Bandwidth, 16QAM (-26dBc BW)



Date: 6.JUN.2019 16:33:38

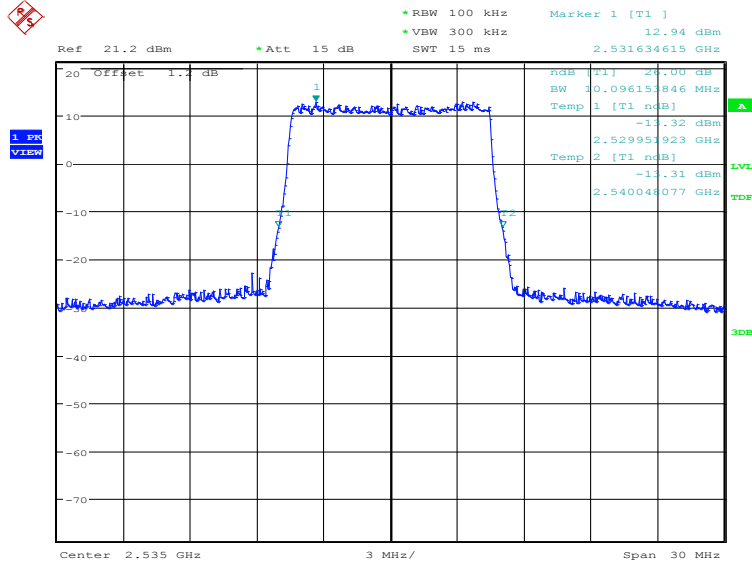




**LTE band 7, 10MHz (-26dBc)**

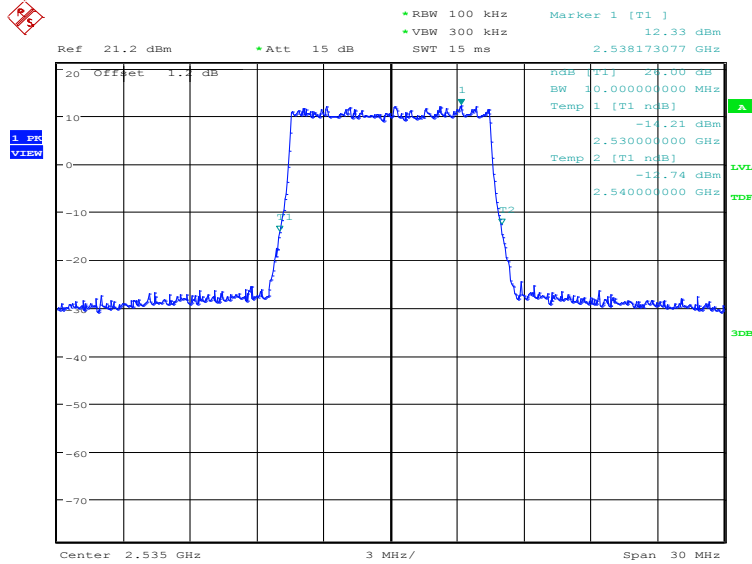
Frequency(MHz)	Occupied Bandwidth (-26dBc)(kHz)	
	2535.0	QPSK
	10096.15	10000.00

**LTE band 7, 10MHz Bandwidth, QPSK (-26dBc BW)**



Date: 6.JUN.2019 16:35:52

**LTE band 7, 10MHz Bandwidth, 16QAM (-26dBc BW)**



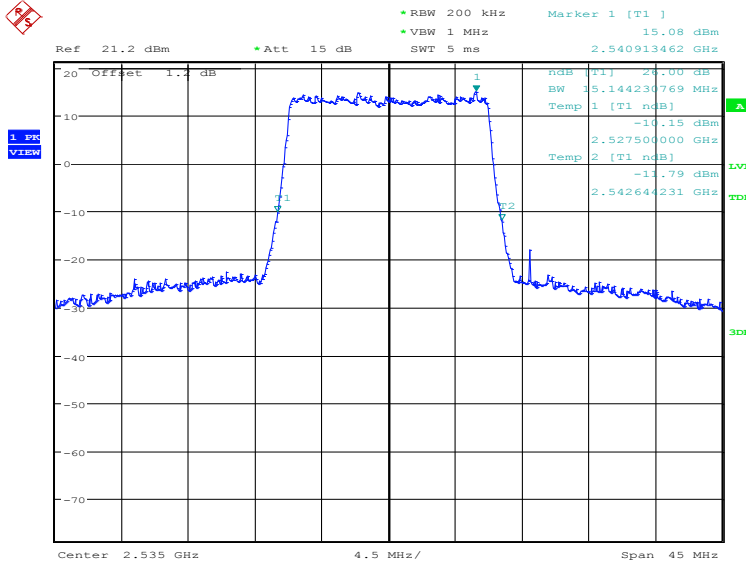
Date: 6.JUN.2019 16:37:16



**LTE band 7, 15MHz (-26dBc)**

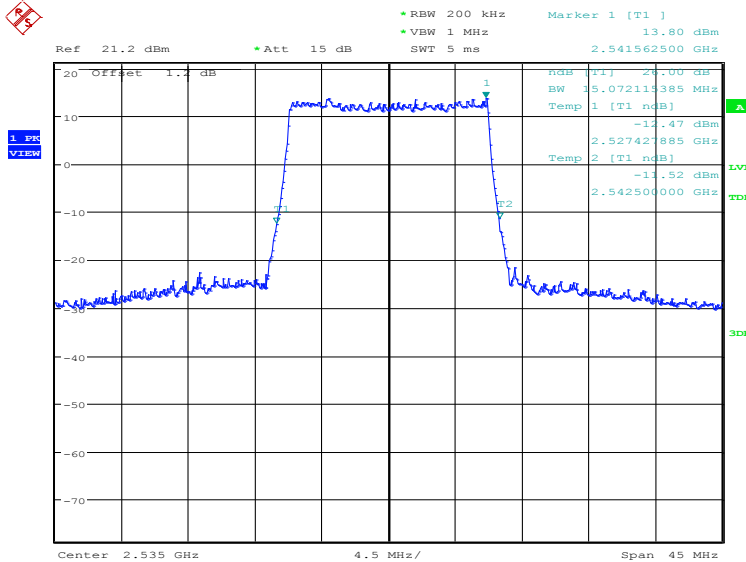
Frequency(MHz)	Occupied Bandwidth (-26dBc)(kHz)	
2535.0	QPSK	16QAM
	15144.23	15072.12

**LTE band 7, 15MHz Bandwidth, QPSK (-26dBc BW)**



Date: 6.JUN.2019 16:39:30

**LTE band 7, 15MHz Bandwidth, 16QAM (-26dBc BW)**



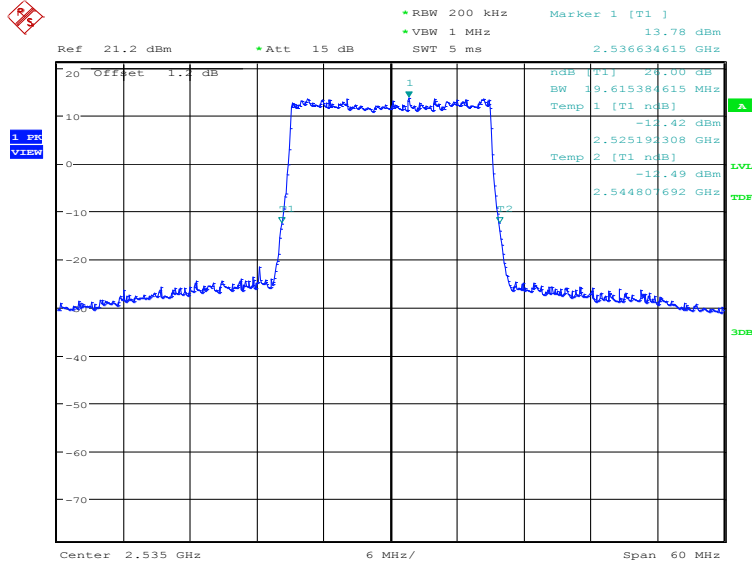
Date: 6.JUN.2019 16:40:54



**LTE band 7, 20MHz (-26dBc)**

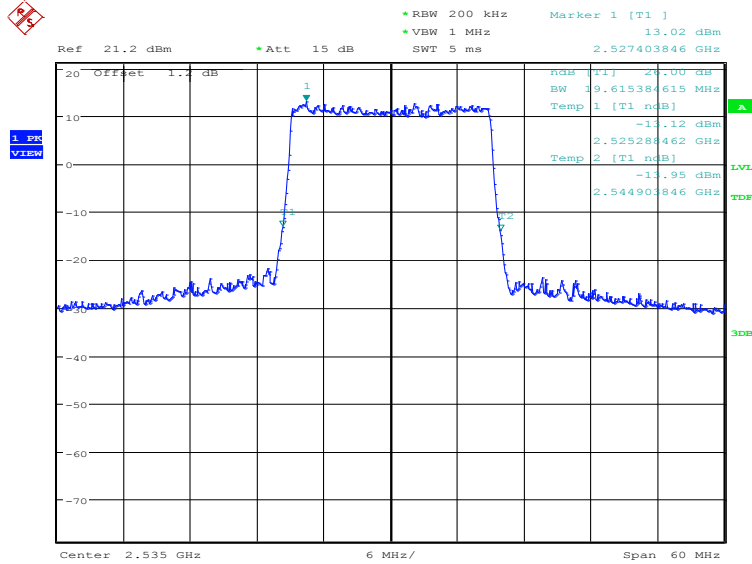
Frequency(MHz)	Occupied Bandwidth (-26dBc)(kHz)	
2535.0	QPSK	16QAM
	19615.38	19615.38

**LTE band 7, 20MHz Bandwidth, QPSK (-26dBc BW)**



Date: 6.JUN.2019 16:43:08

**LTE band 7, 20MHz Bandwidth, 16QAM (-26dBc BW)**

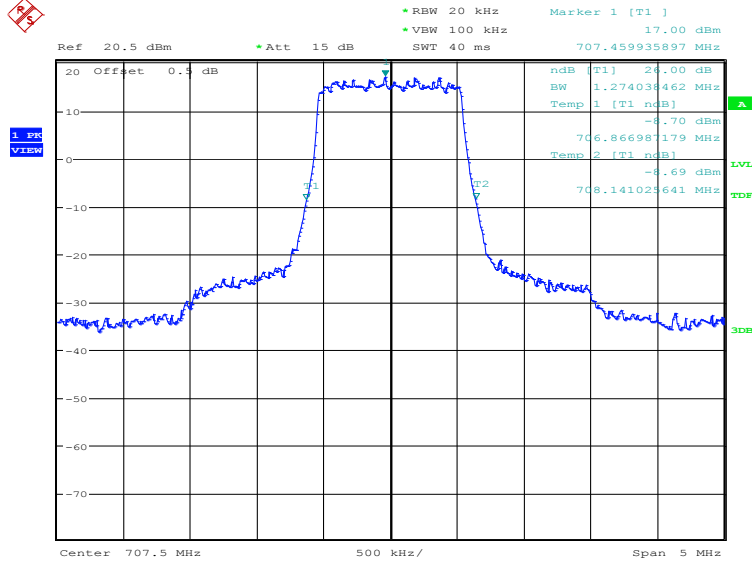


Date: 6.JUN.2019 16:44:32

**LTE band 12, 1.4MHz (-26dBc)**

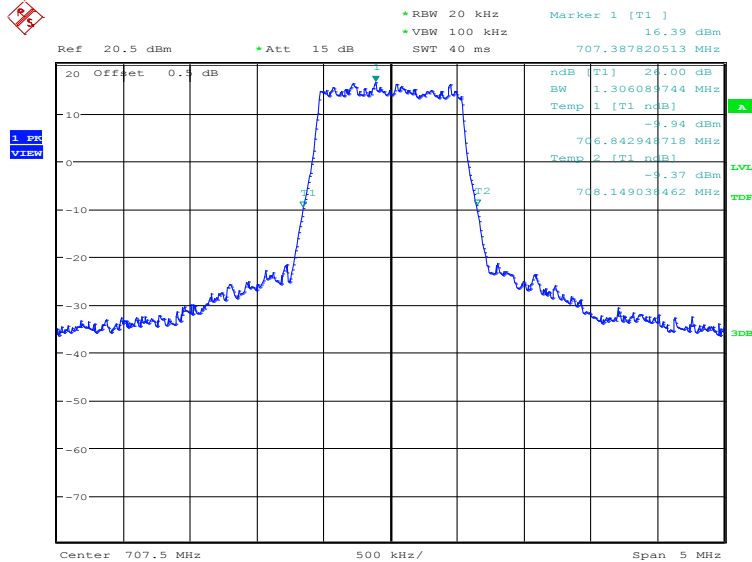
Frequency(MHz)	Occupied Bandwidth (-26dBc)(kHz)	
707.5	QPSK	16QAM
	1274.04	1306.09

**LTE band 12, 1.4MHz Bandwidth, QPSK (-26dBc BW)**



Date: 15.MAY.2019 21:40:51

**LTE band 12, 1.4MHz Bandwidth, 16QAM (-26dBc BW)**



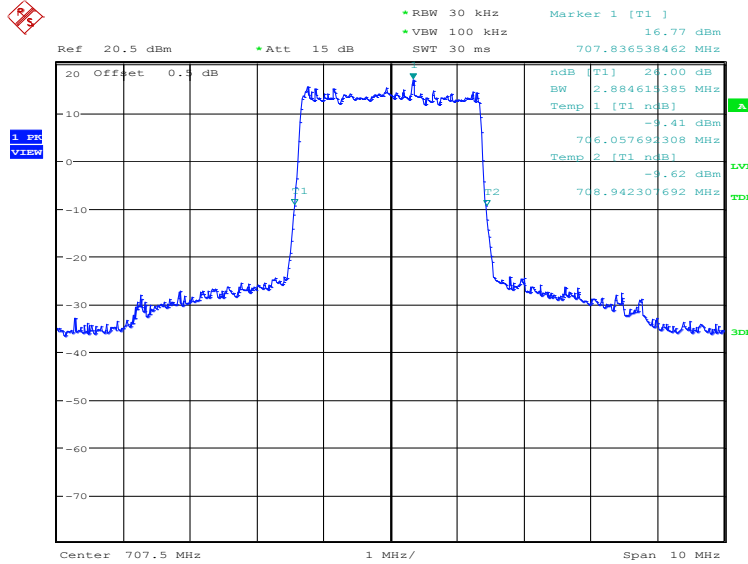
Date: 15.MAY.2019 21:42:16



**LTE band 12, 3MHz (-26dBc)**

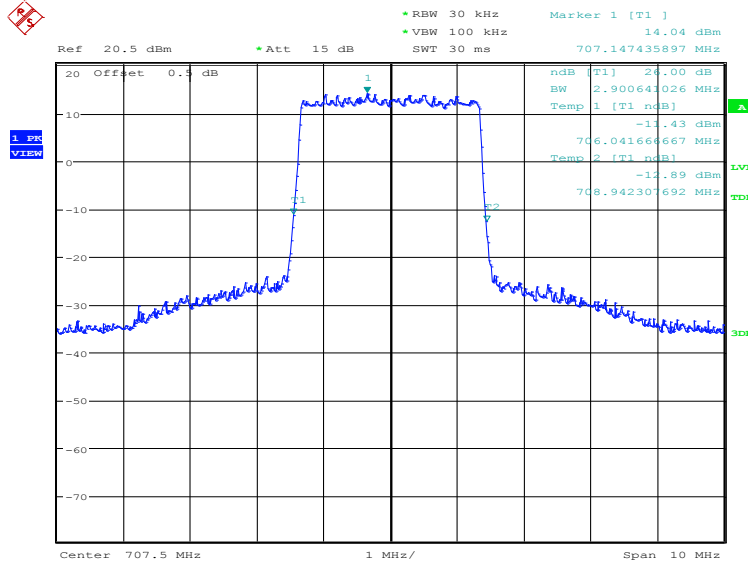
Frequency(MHz)	Occupied Bandwidth (-26dBc)(kHz)	
707.5	QPSK	16QAM
	2884.62	2900.64

**LTE band 12, 3MHz Bandwidth, QPSK (-26dBc BW)**



Date: 15.MAY.2019 21:44:31

**LTE band 12, 3MHz Bandwidth, 16QAM (-26dBc BW)**



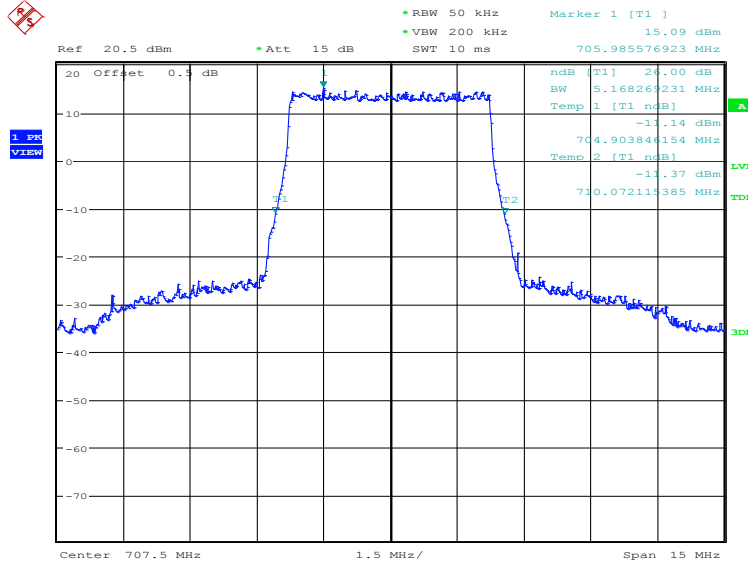
Date: 15.MAY.2019 21:45:57



**LTE band 12, 5MHz (-26dBc)**

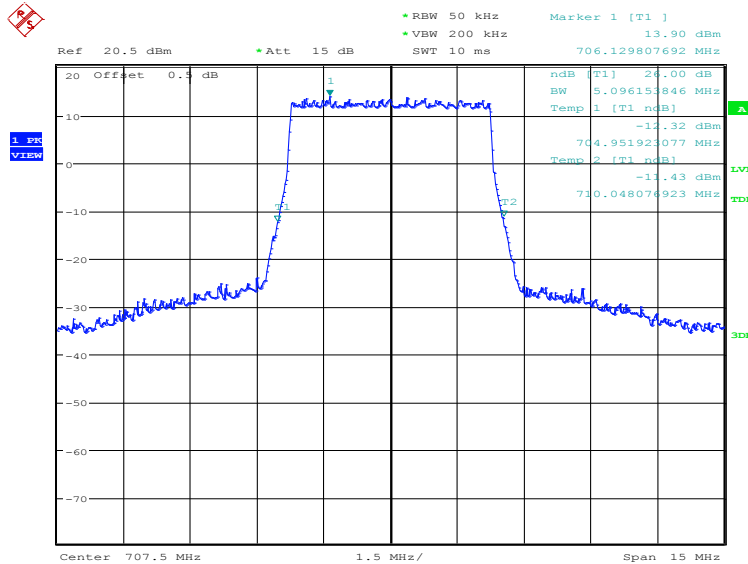
Frequency(MHz)	Occupied Bandwidth (-26dBc)(kHz)	
707.5	QPSK	16QAM
	5168.27	5096.15

**LTE band 12, 5MHz Bandwidth, QPSK (-26dBc BW)**



Date: 15.MAY.2019 21:48:11

**LTE band 12, 5MHz Bandwidth, 16QAM (-26dBc BW)**

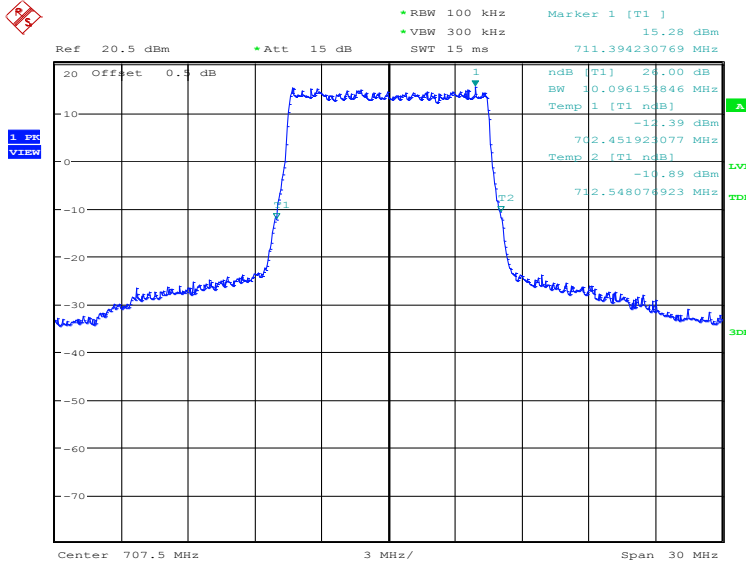


Date: 15.MAY.2019 21:49:37

**LTE band 12, 10MHz (-26dBc)**

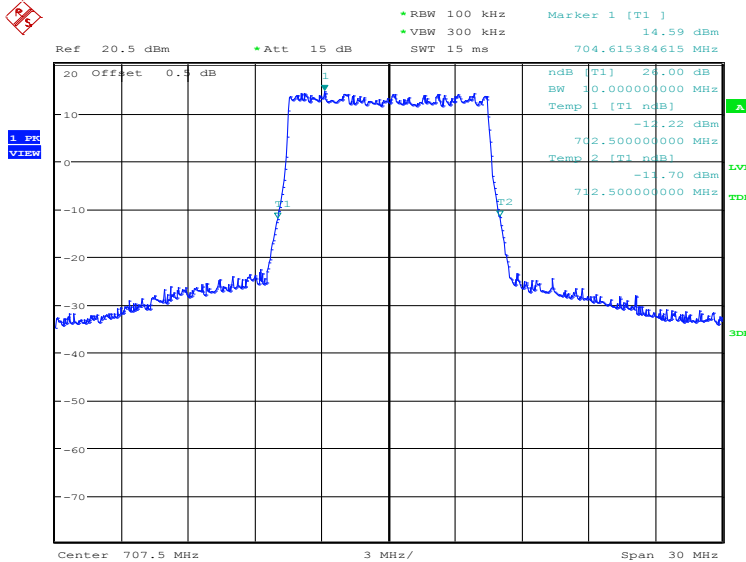
Frequency(MHz)	Occupied Bandwidth (-26dBc)(kHz)	
707.5	QPSK	16QAM
	10096.15	10000.00

**LTE band 12, 10MHz Bandwidth, QPSK (-26dBc BW)**



Date: 15.MAY.2019 21:51:51

**LTE band 12, 10MHz Bandwidth, 16QAM (-26dBc BW)**

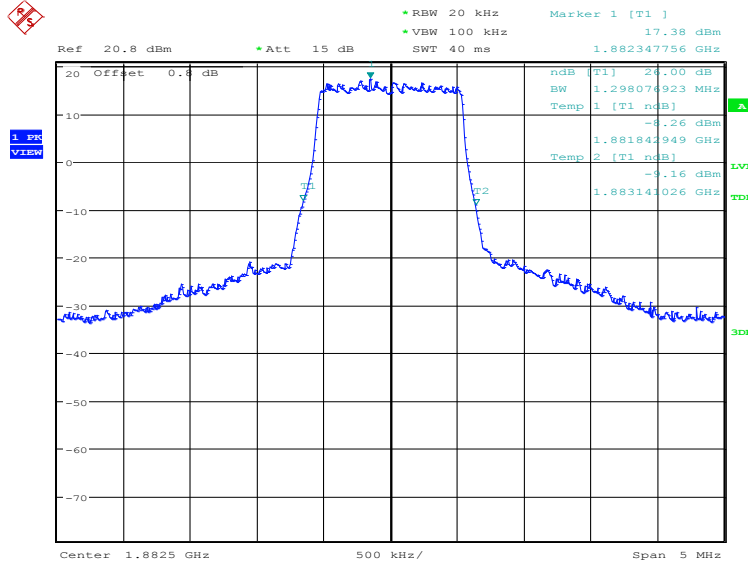


Date: 15.MAY.2019 21:53:17

**LTE band 25, 1.4MHz (-26dBc)**

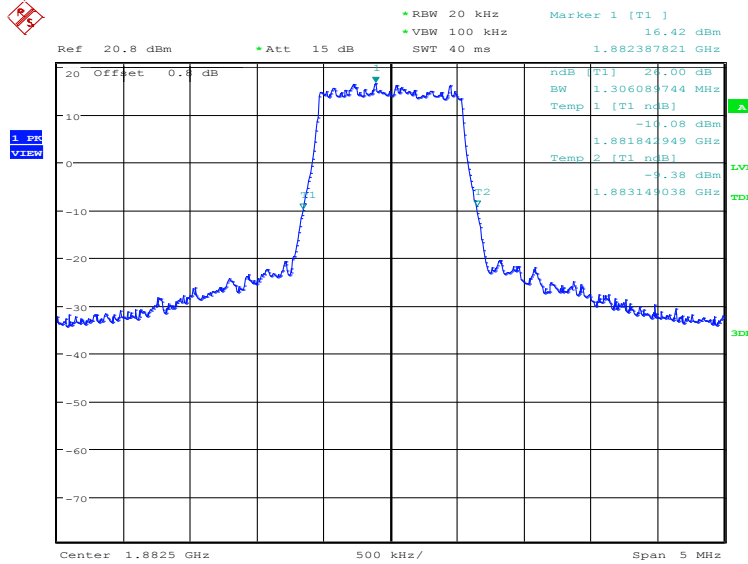
Frequency(MHz)	Occupied Bandwidth (-26dBc)(kHz)	
1882.5	QPSK	16QAM
	1298.08	1306.09

**LTE band 25, 1.4MHz Bandwidth, QPSK (-26dBc BW)**



Date: 15.MAY.2019 21:55:33

**LTE band 25, 1.4MHz Bandwidth, 16QAM (-26dBc BW)**



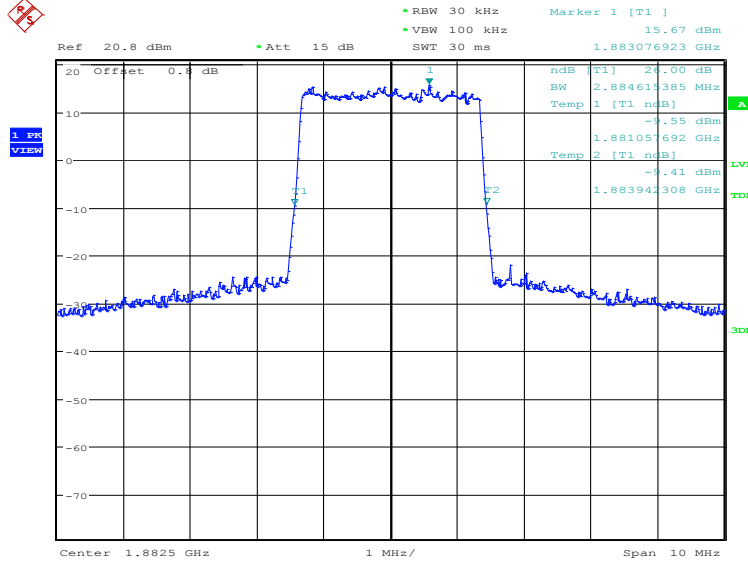
Date: 15.MAY.2019 21:56:59



**LTE band 25, 3MHz (-26dBc)**

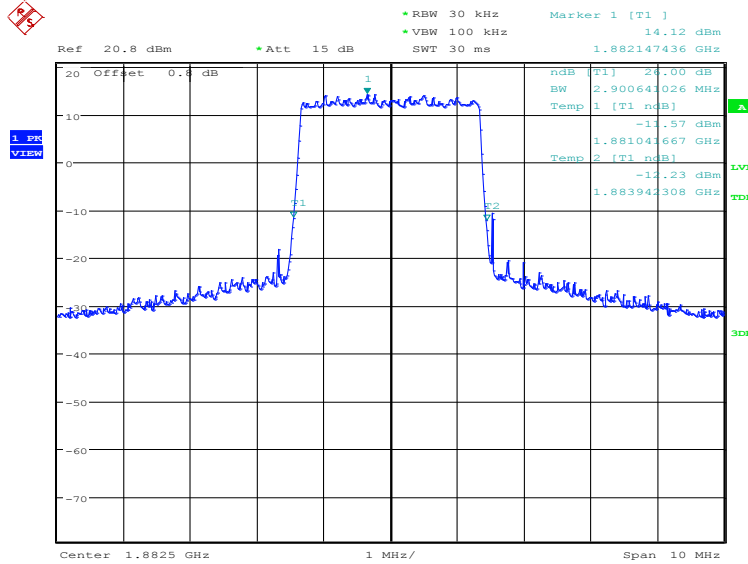
Frequency(MHz)	Occupied Bandwidth (-26dBc)(kHz)	
1882.5	QPSK	16QAM
	2884.62	2900.64

**LTE band 25, 3MHz Bandwidth, QPSK (-26dBc BW)**



Date: 15.MAY.2019 21:59:13

**LTE band 25, 3MHz Bandwidth, 16QAM (-26dBc BW)**



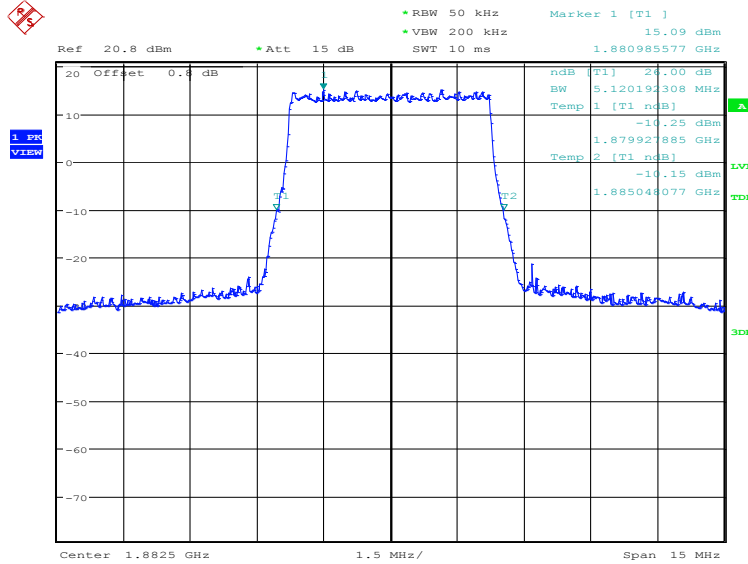
Date: 15.MAY.2019 22:00:39



**LTE band 25, 5MHz (-26dBc)**

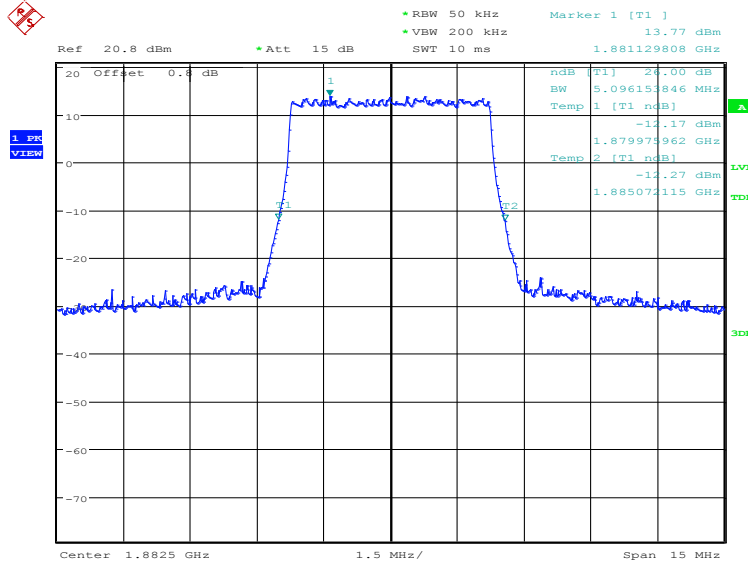
Frequency(MHz)	Occupied Bandwidth (-26dBc)(kHz)	
1882.5	QPSK	16QAM
	5120.19	5096.15

**LTE band 25, 5MHz Bandwidth, QPSK (-26dBc BW)**



Date: 15.MAY.2019 22:02:54

**LTE band 25, 5MHz Bandwidth, 16QAM (-26dBc BW)**



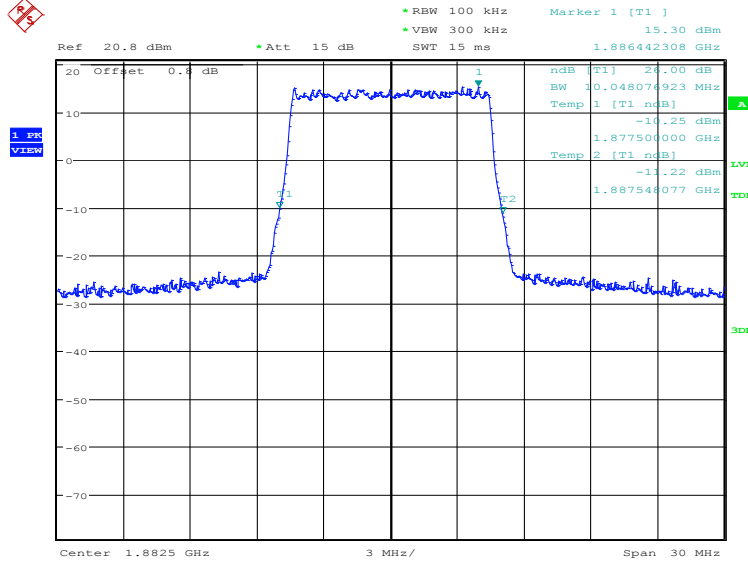
Date: 15.MAY.2019 22:04:19



**LTE band 25, 10MHz (-26dBc)**

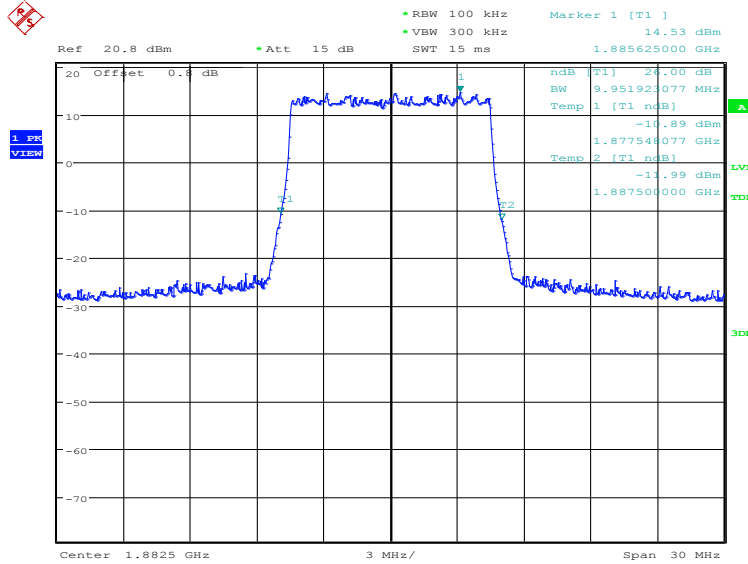
Frequency(MHz)	Occupied Bandwidth (-26dBc)(kHz)	
1882.5	QPSK	16QAM
	10048.08	9951.92

**LTE band 25, 10MHz Bandwidth, QPSK (-26dBc BW)**



Date: 15.MAY.2019 22:06:34

**LTE band 25, 10MHz Bandwidth, 16QAM (-26dBc BW)**



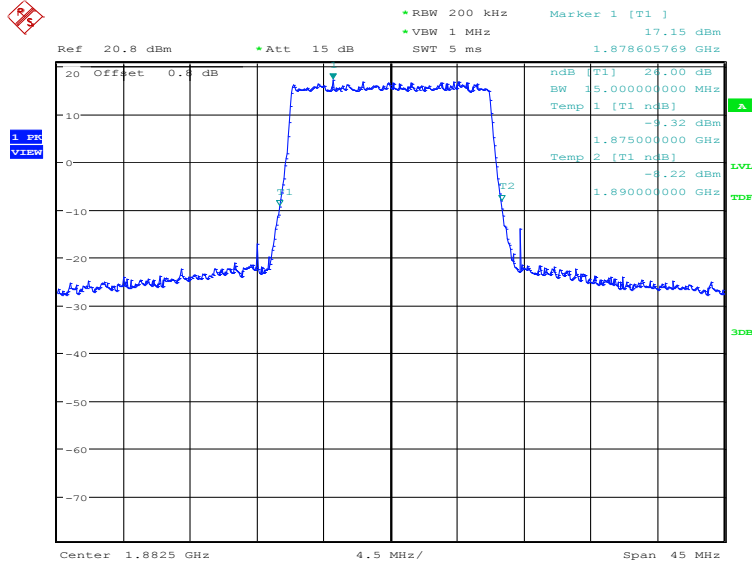
Date: 15.MAY.2019 22:08:00



**LTE band 25, 15MHz (-26dBc)**

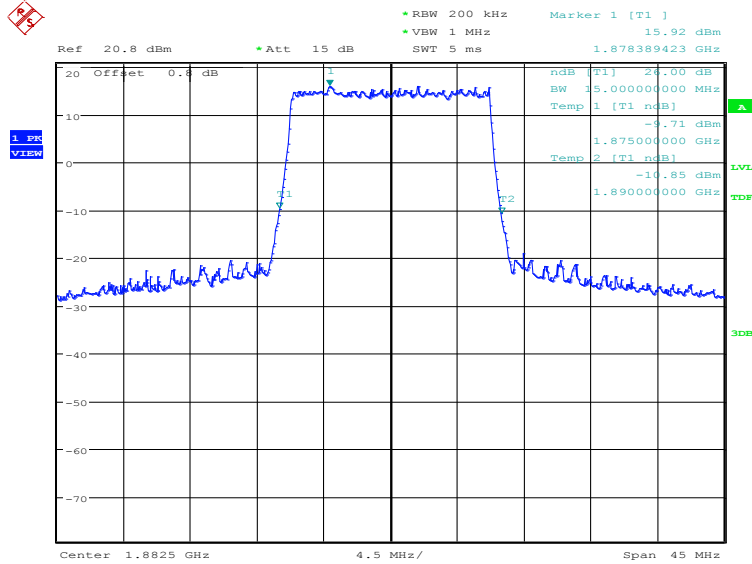
Frequency(MHz)	Occupied Bandwidth (-26dBc)(kHz)	
1882.5	QPSK	16QAM
	15000.00	15000.00

**LTE band 25, 15MHz Bandwidth, QPSK (-26dBc BW)**



Date: 15.MAY.2019 22:10:14

**LTE band 25, 15MHz Bandwidth, 16QAM (-26dBc BW)**



Date: 15.MAY.2019 22:11:40

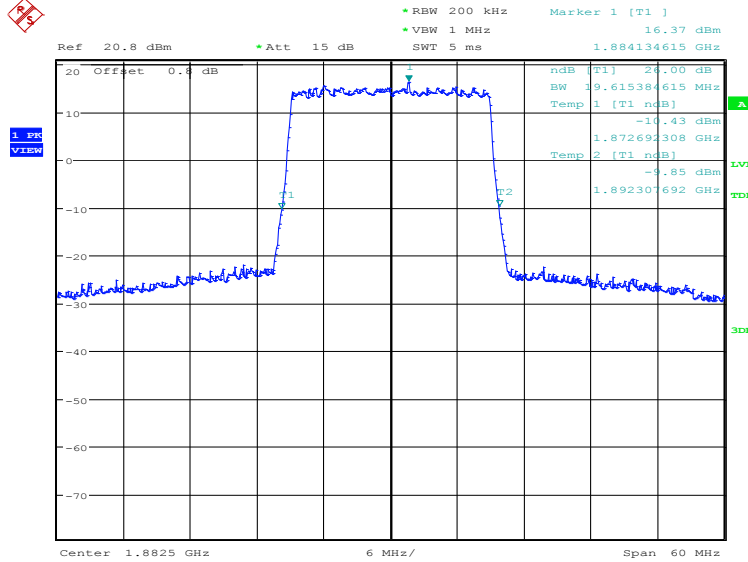




**LTE band 25, 20MHz (-26dBc)**

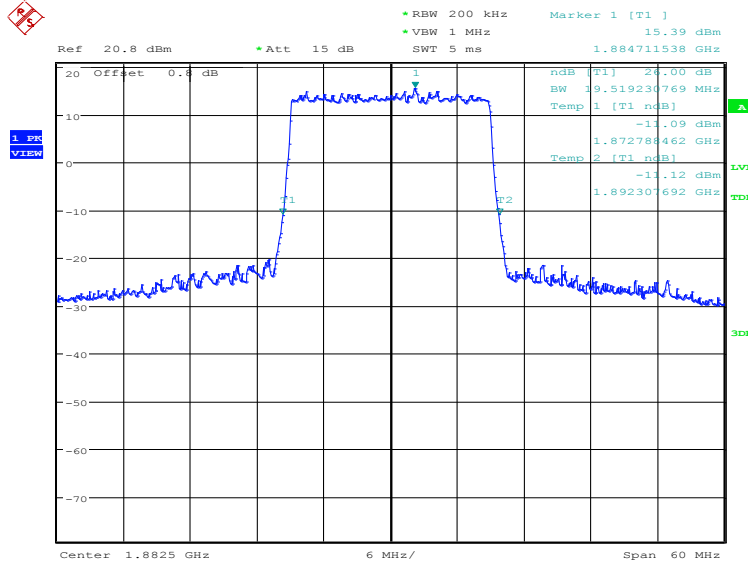
Frequency(MHz)	Occupied Bandwidth (-26dBc)(kHz)	
	1882.5	QPSK
	19615.38	19519.23

**LTE band 25, 20MHz Bandwidth, QPSK (-26dBc BW)**



Date: 15.MAY.2019 22:13:55

**LTE band 25, 20MHz Bandwidth, 16QAM (-26dBc BW)**

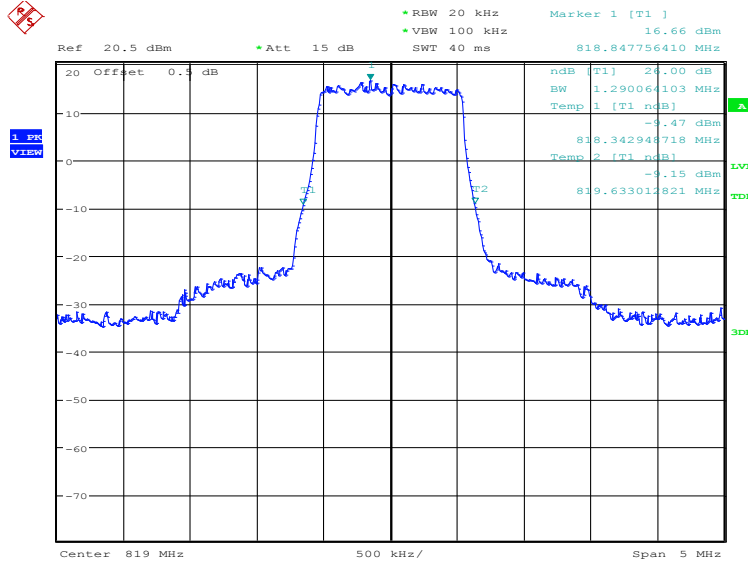


Date: 15.MAY.2019 22:15:21

**LTE band 26(814MHz~824MHz), 1.4MHz (-26dBc)**

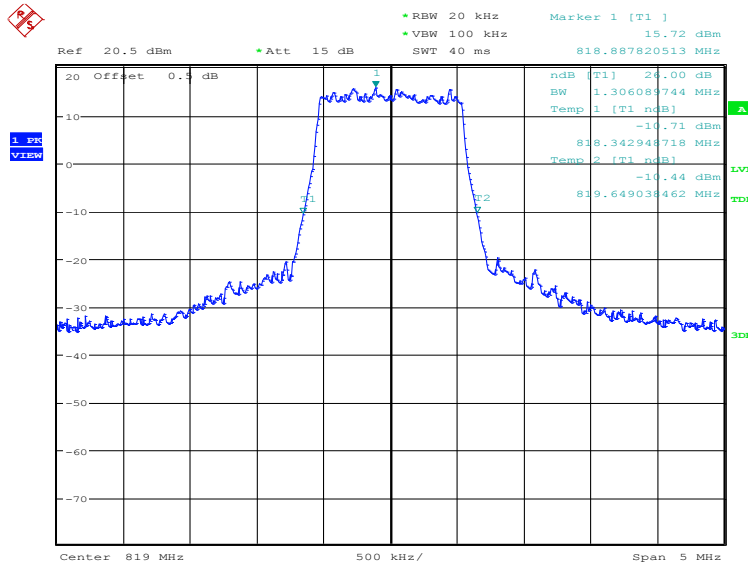
Frequency(MHz)	Occupied Bandwidth (-26dBc)( kHz)	
	819.0	QPSK
	1290.06	1306.09

**LTE band 26(814MHz~824MHz), 1.4MHz Bandwidth, QPSK (-26dBc BW)**



Date: 15.MAY.2019 22:35:13

**LTE band 26(814MHz~824MHz), 1.4MHz Bandwidth, 16QAM (-26dBc BW)**

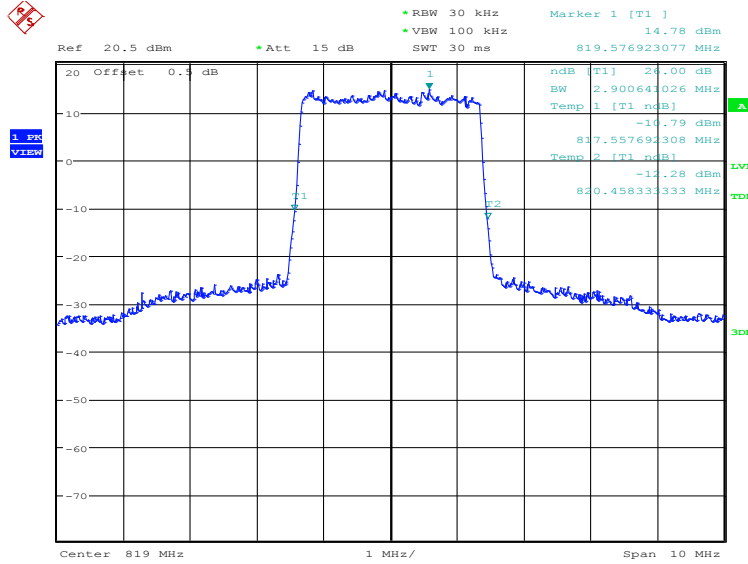


Date: 15.MAY.2019 22:36:39

**LTE band 26(814MHz~824MHz), 3MHz (-26dBc)**

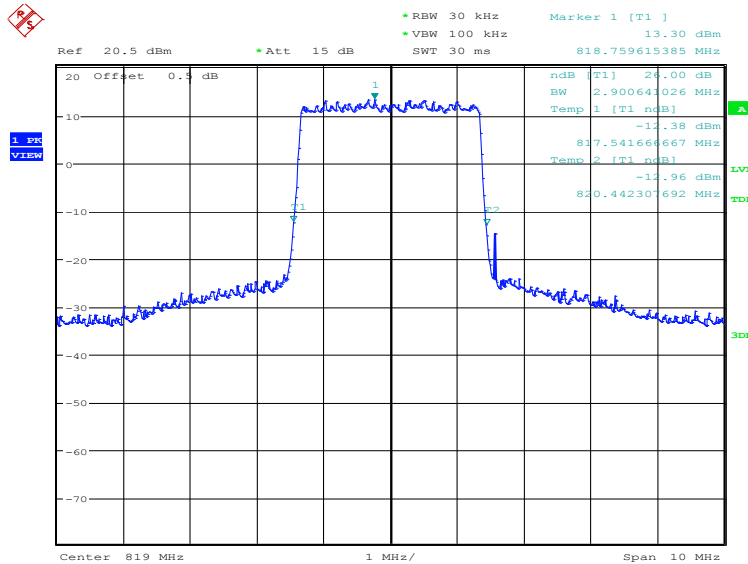
Frequency(MHz)	Occupied Bandwidth (-26dBc)( kHz)	
	819.0	QPSK
2900.64		2900.64

**LTE band 26(814MHz~824MHz), 3MHz Bandwidth, QPSK (-26dBc BW)**



Date: 15.MAY.2019 22:38:54

**LTE band 26(814MHz~824MHz), 3MHz Bandwidth, 16QAM (-26dBc BW)**

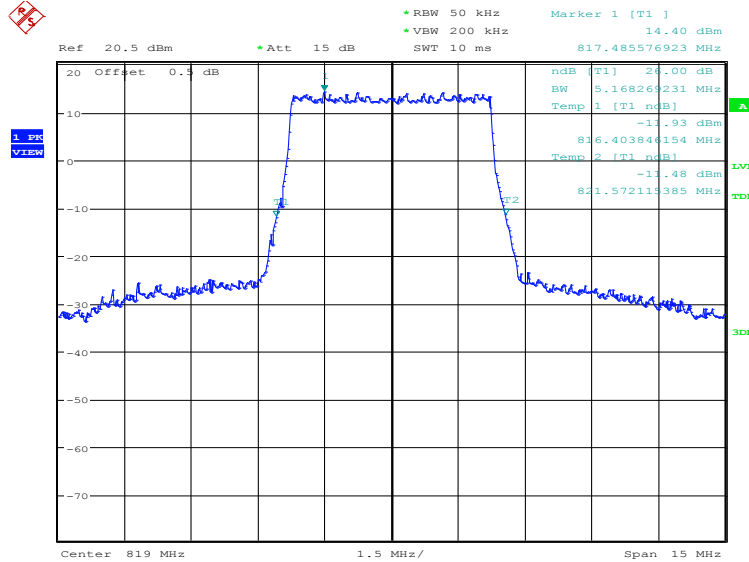


Date: 15.MAY.2019 22:40:20

**LTE band 26(814MHz~824MHz), 5MHz (-26dBc)**

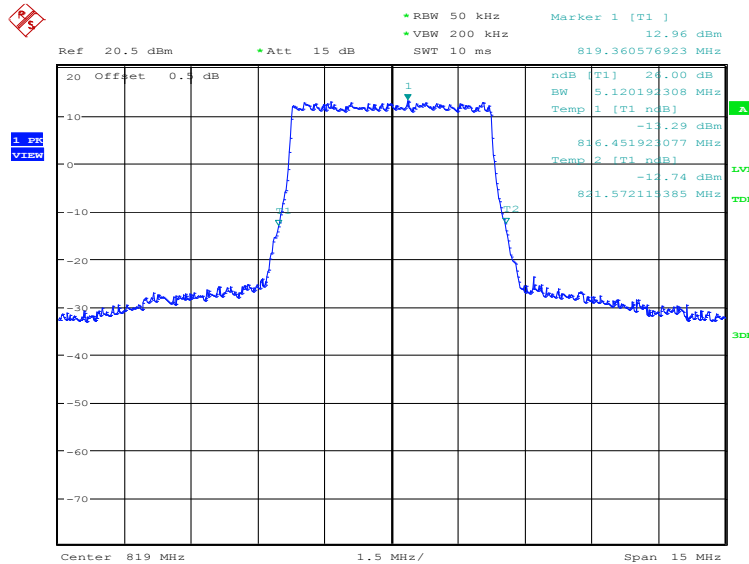
Frequency(MHz)	Occupied Bandwidth (-26dBc)( kHz)	
	819.0	QPSK
	5168.27	5120.19

**LTE band 26(814MHz~824MHz), 5MHz Bandwidth, QPSK (-26dBc BW)**



Date: 15.MAY.2019 22:42:34

**LTE band 26(814MHz~824MHz), 5MHz Bandwidth, 16QAM (-26dBc BW)**

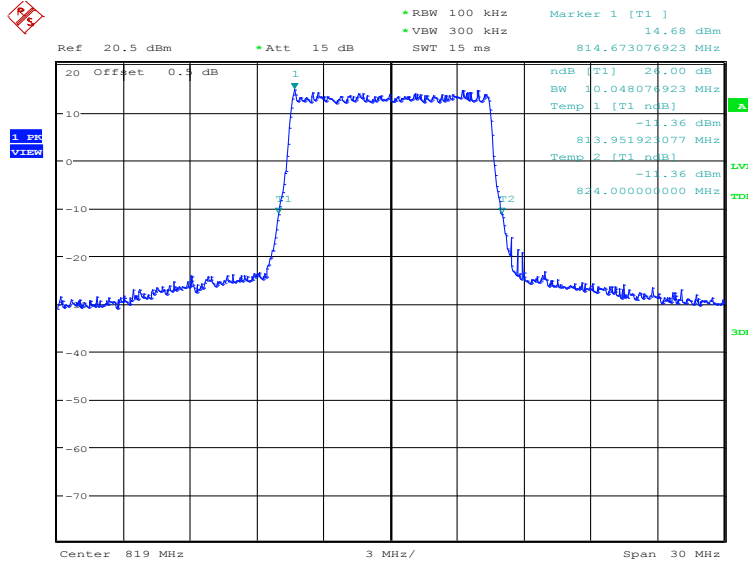


Date: 15.MAY.2019 22:44:00

**LTE band 26(814MHz~824MHz), 10MHz (-26dBc)**

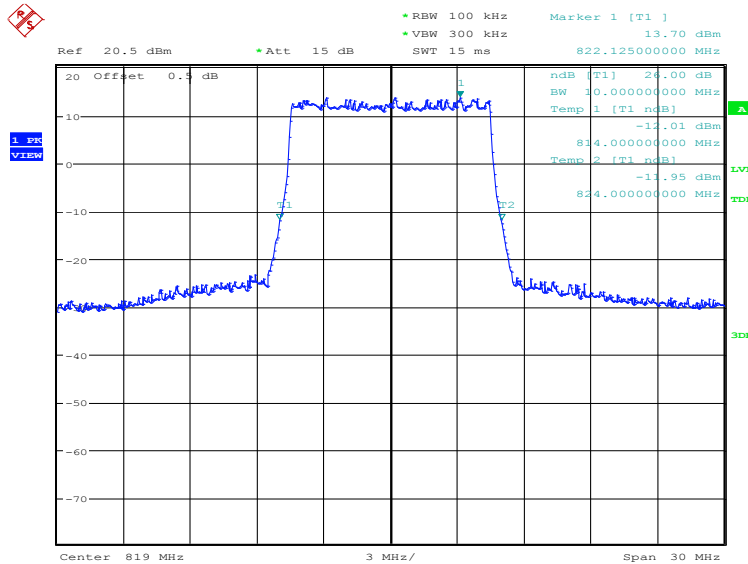
Frequency(MHz)	Occupied Bandwidth (-26dBc)( kHz)	
	819.0	QPSK
	10048.08	10000.00

**LTE band 26(814MHz~824MHz), 10MHz Bandwidth, QPSK (-26dBc BW)**



Date: 15.MAY.2019 22:46:15

**LTE band 26(814MHz~824MHz), 10MHz Bandwidth, 16QAM (-26dBc BW)**

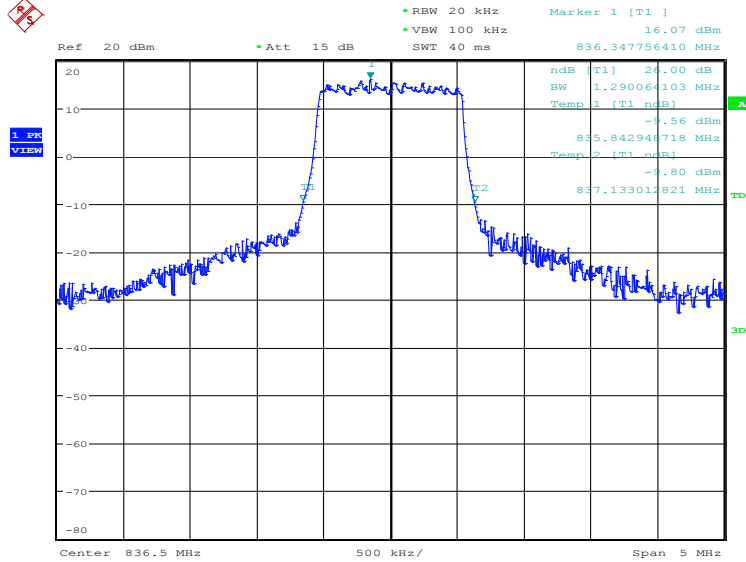


Date: 15.MAY.2019 22:47:41

**LTE band 26(824MHz~849MHz), 1.4MHz (-26dBc)**

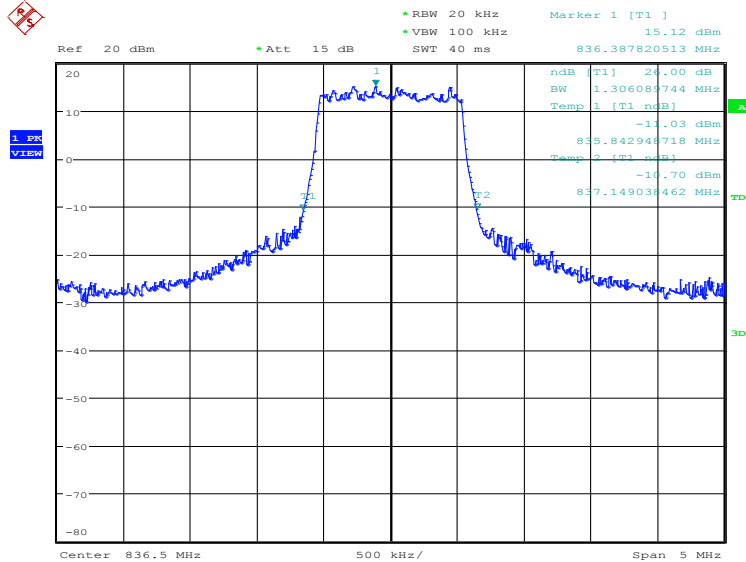
Frequency(MHz)	Occupied Bandwidth (-26dBc)(kHz)	
836.5	QPSK	16QAM
	1290.06	1306.09

**LTE band 26(824MHz~849MHz), 1.4MHz Bandwidth, QPSK (-26dBc BW)**



Date: 15.MAY.2019 22:16:59

**LTE band 26(824MHz~849MHz), 1.4MHz Bandwidth, 16QAM (-26dBc BW)**

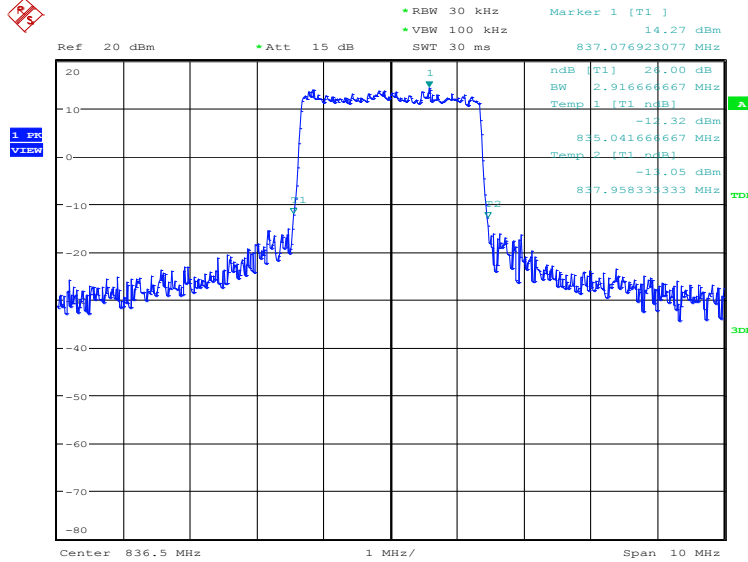


Date: 15.MAY.2019 22:18:25

**LTE band 26(824MHz~849MHz), 3MHz (-26dBc)**

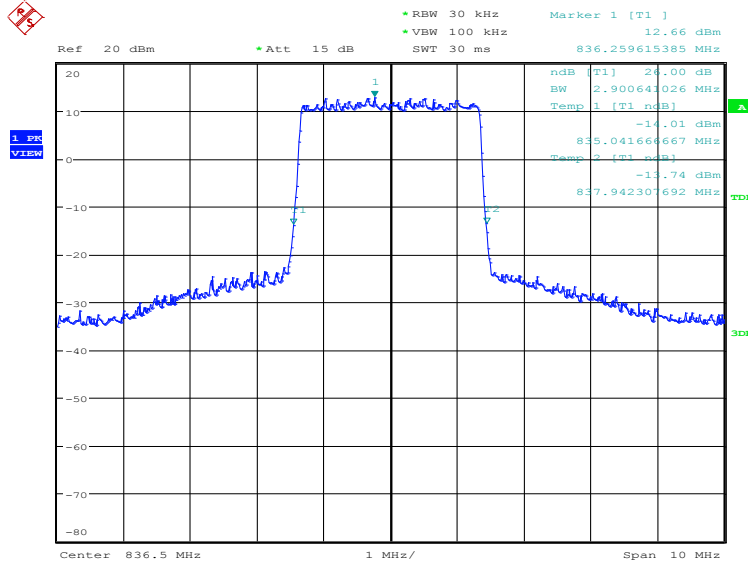
Frequency(MHz)	Occupied Bandwidth (-26dBc)(kHz)	
836.5	QPSK	16QAM
	2916.67	2900.64

**LTE band 26(824MHz~849MHz), 3MHz Bandwidth, QPSK (-26dBc BW)**



Date: 15.MAY.2019 22:20:39

**LTE band 26(824MHz~849MHz), 3MHz Bandwidth, 16QAM (-26dBc BW)**



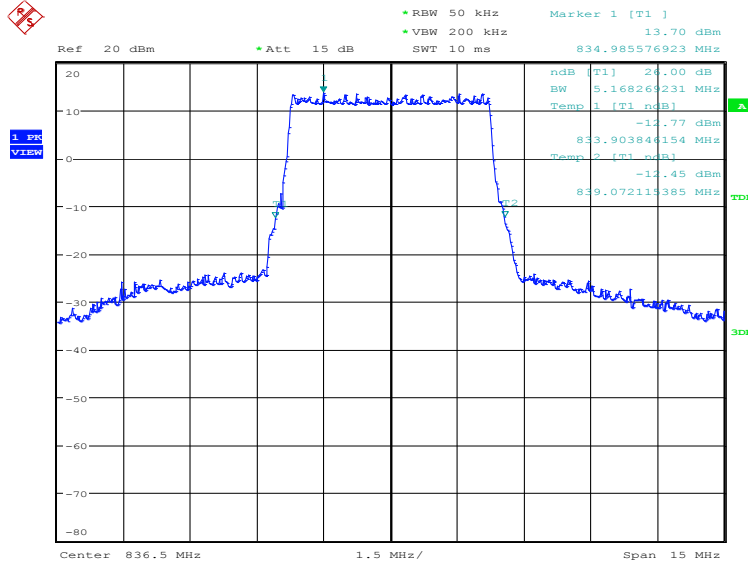
Date: 15.MAY.2019 22:22:05



**LTE band 26(824MHz~849MHz), 5MHz (-26dBc)**

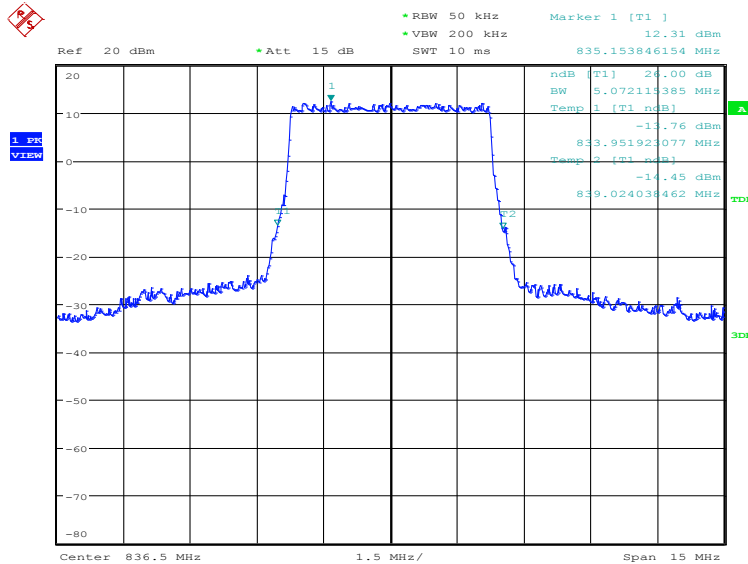
Frequency(MHz)	Occupied Bandwidth (-26dBc)(kHz)	
836.5	QPSK	16QAM
	5168.27	5072.12

**LTE band 26(824MHz~849MHz), 5MHz Bandwidth, QPSK (-26dBc BW)**



Date: 15.MAY.2019 22:24:20

**LTE band 26(824MHz~849MHz), 5MHz Bandwidth, 16QAM (-26dBc BW)**



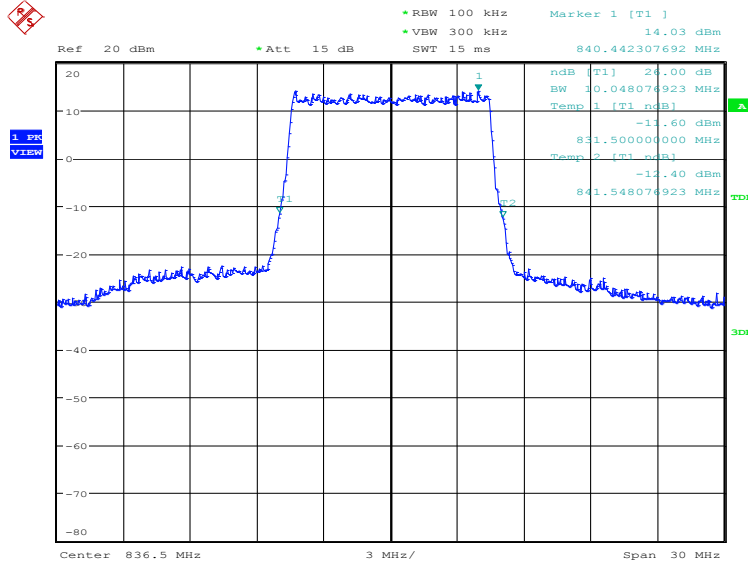
Date: 15.MAY.2019 22:25:46



**LTE band 26(824MHz~849MHz), 10MHz (-26dBc)**

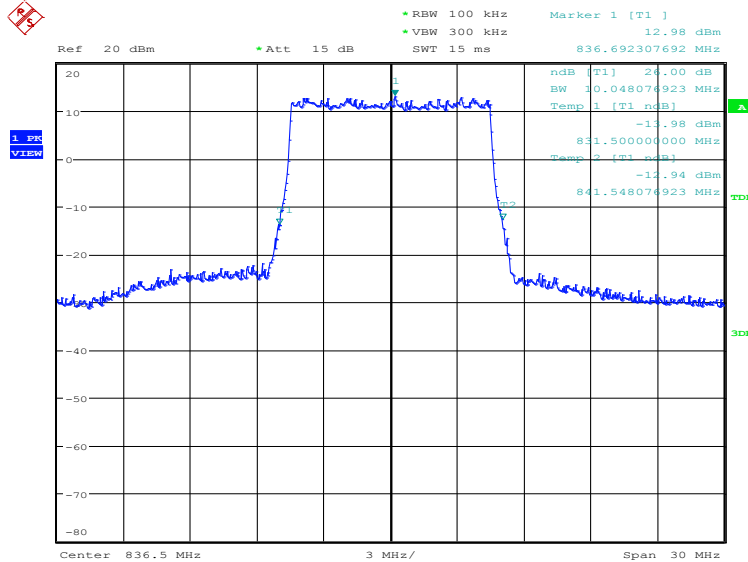
Frequency(MHz)	Occupied Bandwidth (-26dBc)(kHz)	
836.5	QPSK	16QAM
	10048.08	10048.08

**LTE band 26(824MHz~849MHz), 10MHz Bandwidth, QPSK (-26dBc BW)**



Date: 15.MAY.2019 22:28:01

**LTE band 26(824MHz~849MHz), 10MHz Bandwidth, 16QAM (-26dBc BW)**

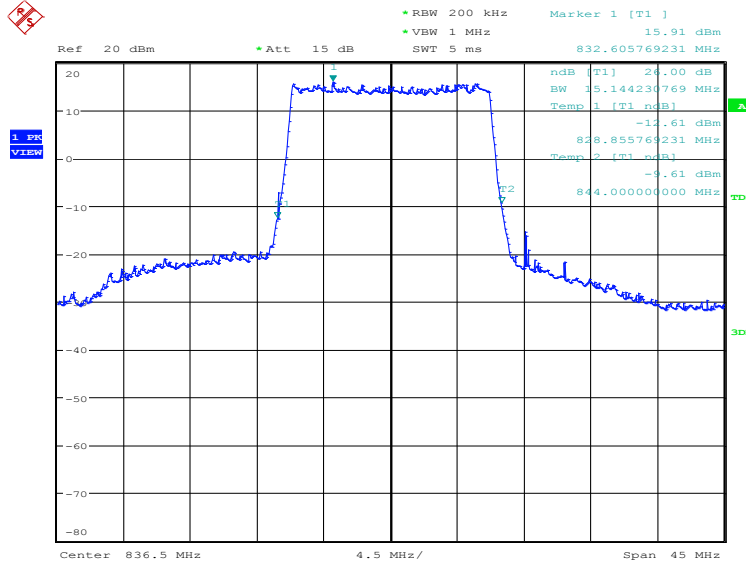


Date: 15.MAY.2019 22:29:26

**LTE band 26(824MHz~849MHz), 15MHz (-26dBc)**

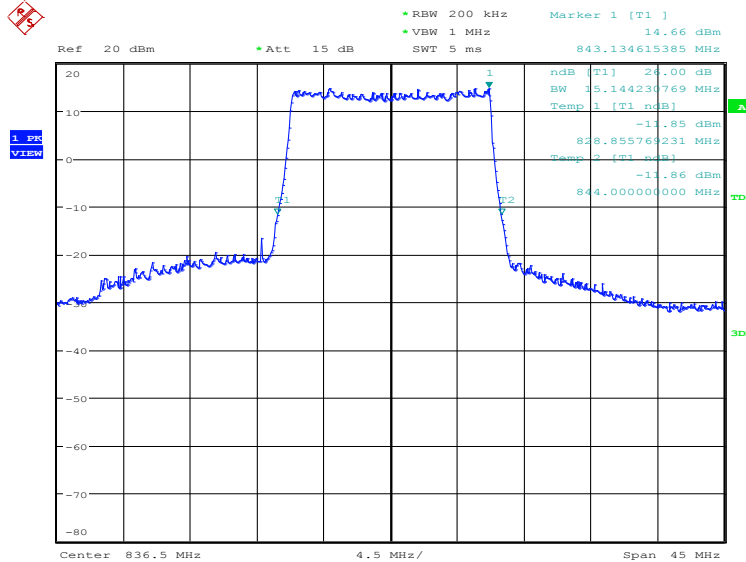
Frequency(MHz)	Occupied Bandwidth (-26dBc)(kHz)	
836.5	QPSK	16QAM
	15144.23	15144.23

**LTE band 26(824MHz~849MHz), 15MHz Bandwidth, QPSK (-26dBc BW)**



Date: 15.MAY.2019 22:31:42

**LTE band 26(824MHz~849MHz), 15MHz Bandwidth, 16QAM (-26dBc BW)**



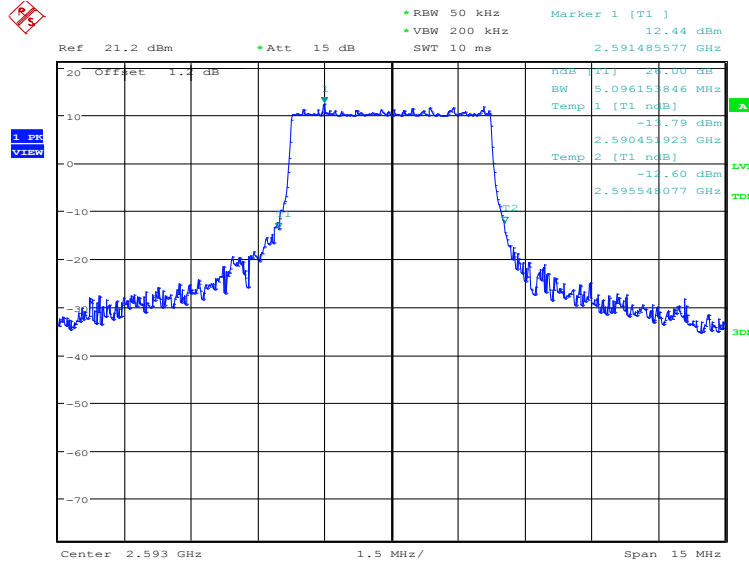
Date: 15.MAY.2019 22:33:08



**LTE band 41, 5MHz (-26dBc)  
PC2**

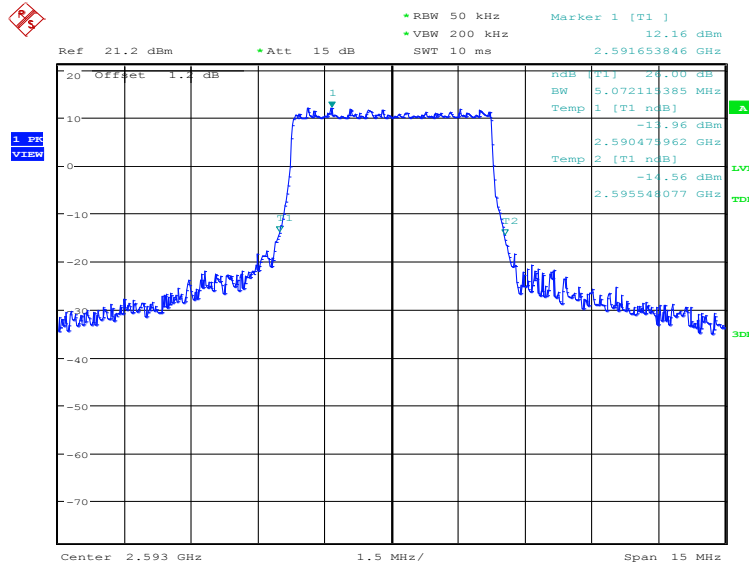
Frequency(MHz)	Occupied Bandwidth (-26dBc)(kHz)	
2593.0	QPSK	16QAM
	5096.15	5072.12

**LTE band 41, 5MHz Bandwidth, QPSK (-26dBc BW)**



Date: 6.JUN.2019 16:46:53

**LTE band 41, 5MHz Bandwidth,16QAM (-26dBc BW)**



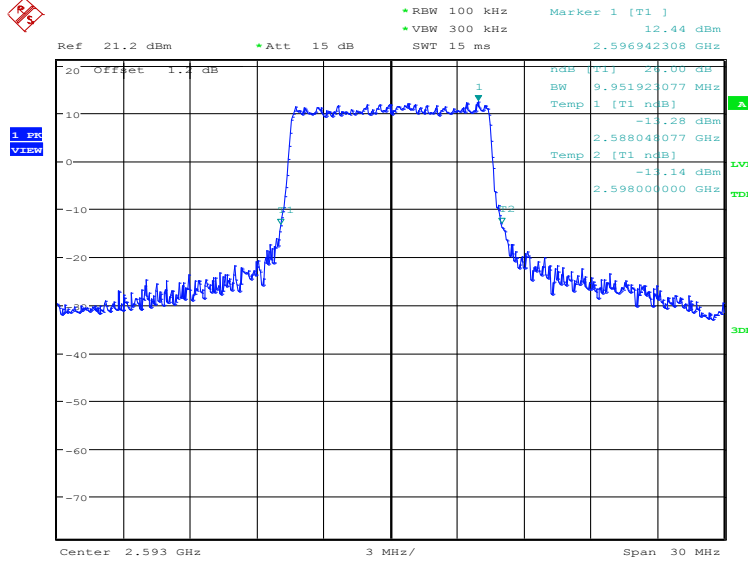
Date: 6.JUN.2019 16:48:17



**LTE band 41, 10MHz (-26dBc)  
PC2**

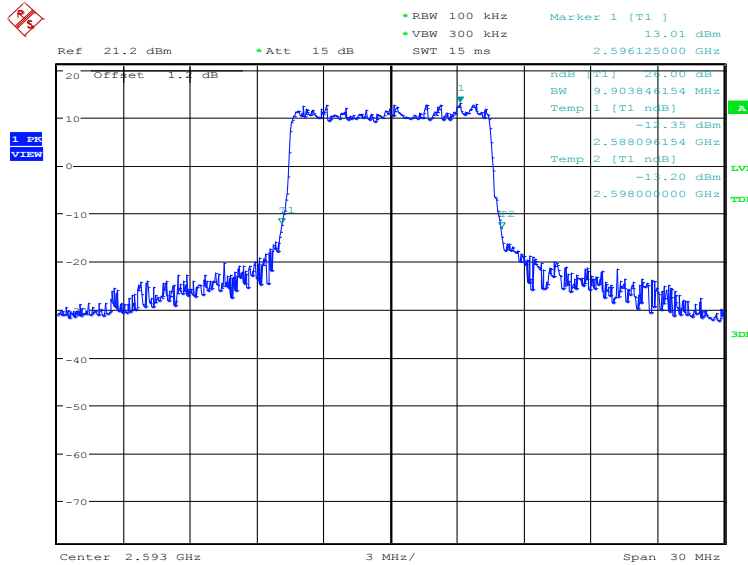
Frequency(MHz)	Occupied Bandwidth (-26dBc)(kHz)	
2593.0	QPSK	16QAM
	9951.92	9903.85

**LTE band 41, 10MHz Bandwidth, QPSK (-26dBc BW)**



Date: 6.JUN.2019 16:49:43

**LTE band 41, 10MHz Bandwidth, 16QAM (-26dBc BW)**



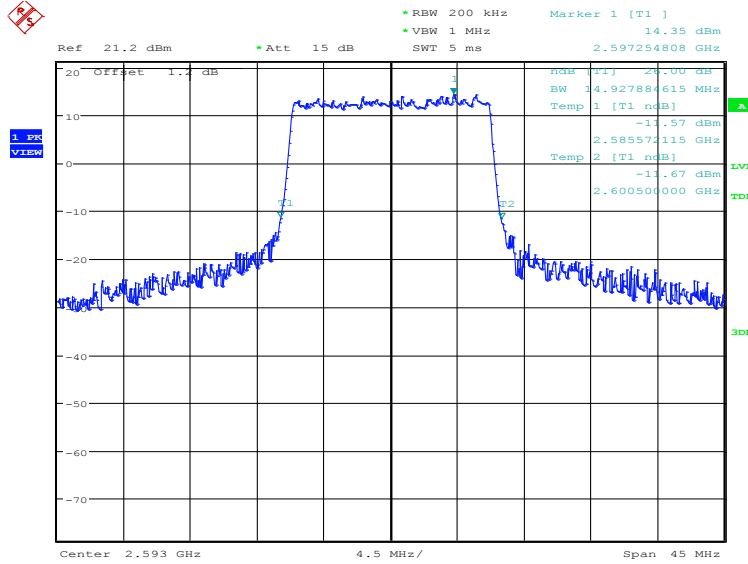
Date: 6.JUN.2019 16:51:07



LTE band 41, 15MHz (-26dBc)  
PC2

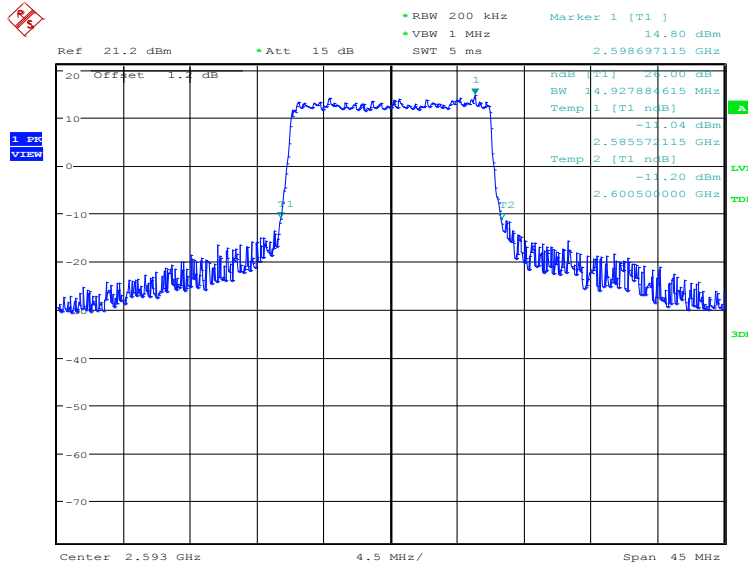
Frequency(MHz)	Occupied Bandwidth (-26dBc)(kHz)	
2593.0	QPSK	16QAM
	14927.88	14927.88

LTE band 41, 15MHz Bandwidth, QPSK (-26dBc BW)



Date: 6.JUN.2019 16:53:21

LTE band 41, 15MHz Bandwidth, 16QAM (-26dBc BW)



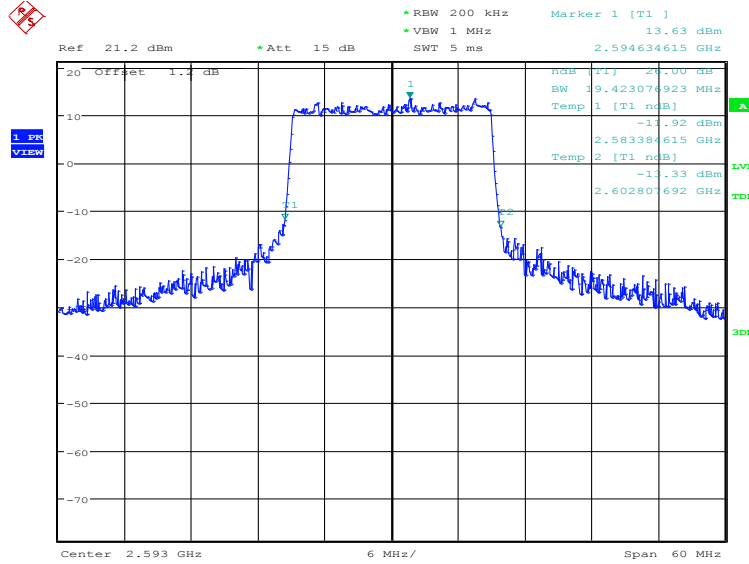
Date: 6.JUN.2019 16:54:45



**LTE band 41, 20MHz (-26dBc)  
PC2**

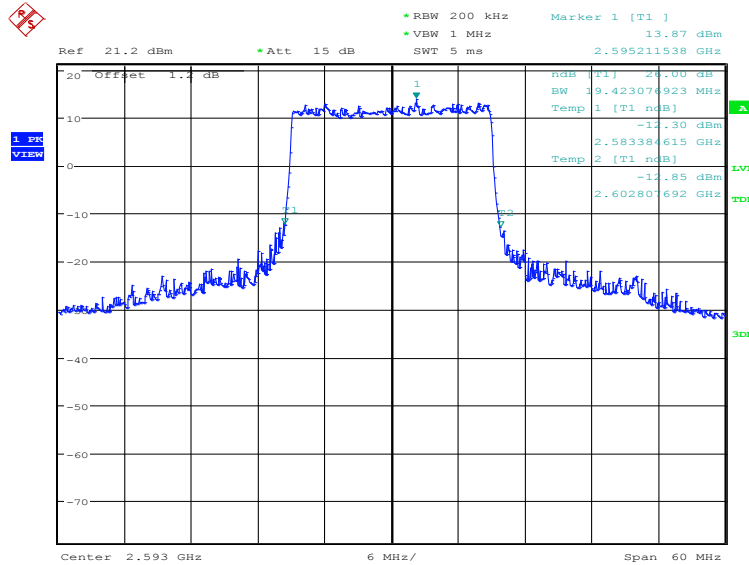
Frequency(MHz)	Occupied Bandwidth (-26dBc)(kHz)	
2593.0	QPSK	16QAM
	19423.08	19423.08

**LTE band 41, 20MHz Bandwidth, QPSK (-26dBc BW)**



Date: 6.JUN.2019 16:56:59

**LTE band 41, 20MHz Bandwidth, 16QAM (-26dBc BW)**



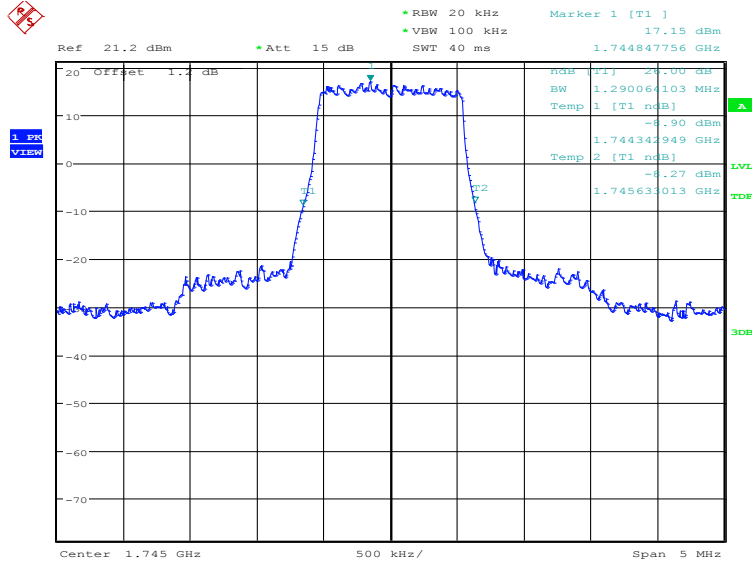
Date: 6.JUN.2019 16:58:23



**LTE band 66, 1.4MHz (-26dBc)**

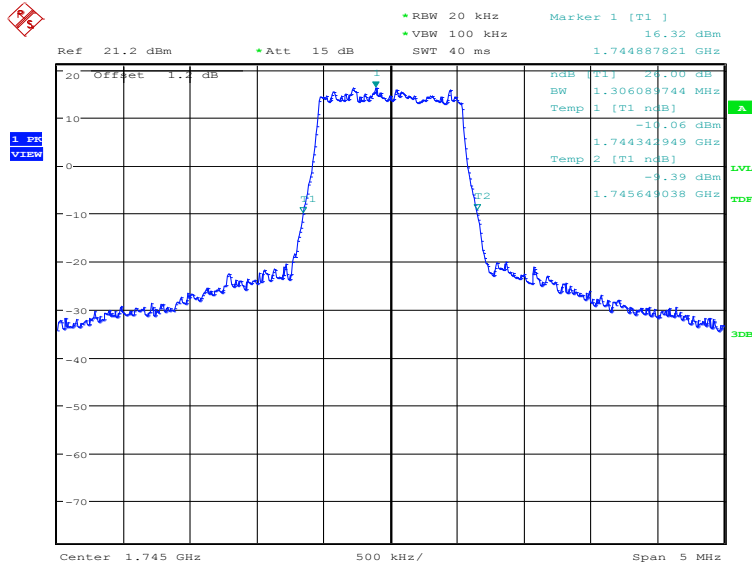
Frequency(MHz)	Occupied Bandwidth (-26dBc)(kHz)	
	1745.0	QPSK
1290.06		1306.09

**LTE band 66, 1.4MHz Bandwidth, QPSK (-26dBc BW)**



Date: 15.MAY.2019 22:49:57

**LTE band 66, 1.4MHz Bandwidth, 16QAM (-26dBc BW)**



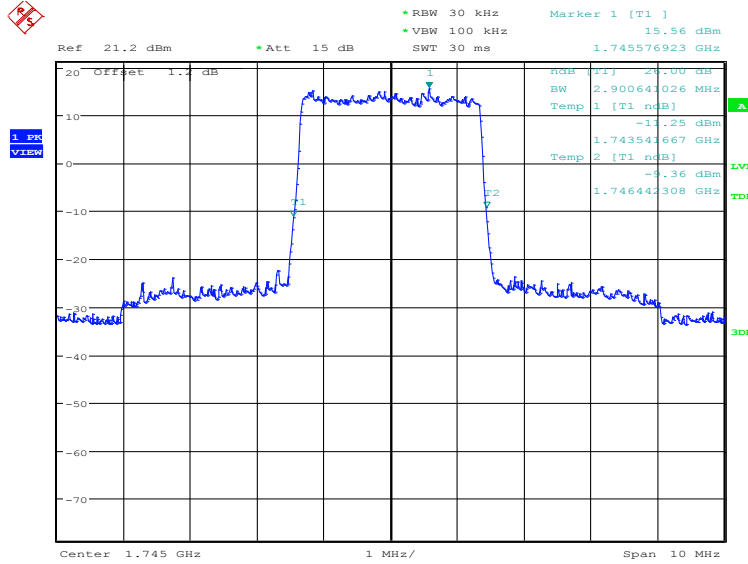
Date: 15.MAY.2019 22:51:23



**LTE band 66, 3MHz (-26dBc)**

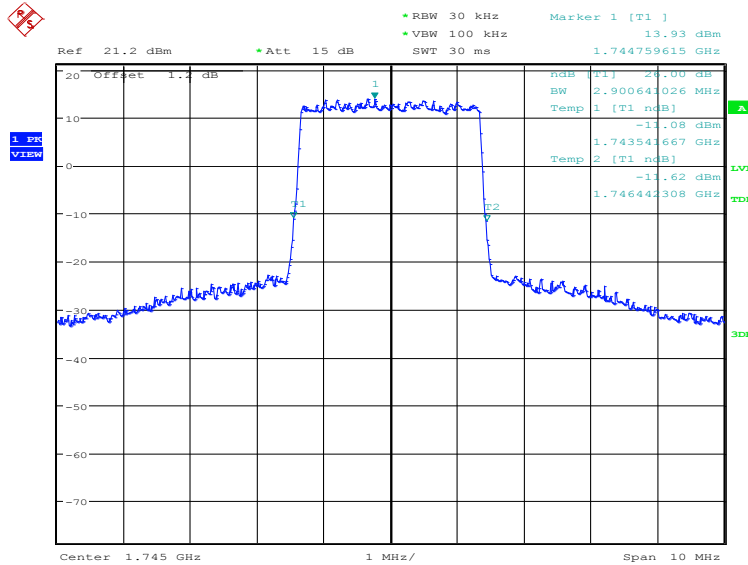
Frequency(MHz)	Occupied Bandwidth (-26dBc)(kHz)	
1745.0	QPSK	16QAM
	2900.64	2900.64

**LTE band 66, 3MHz Bandwidth, QPSK (-26dBc BW)**



Date: 15.MAY.2019 22:53:38

**LTE band 66, 3MHz Bandwidth, 16QAM (-26dBc BW)**



Date: 15.MAY.2019 22:55:03

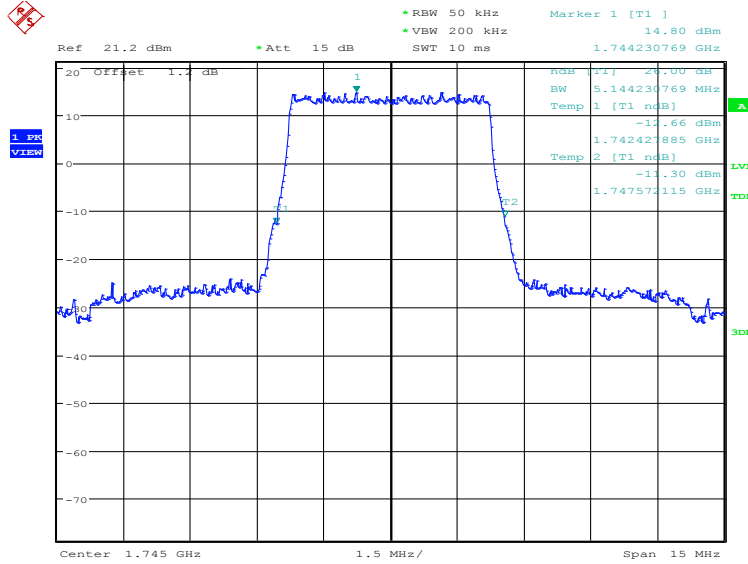




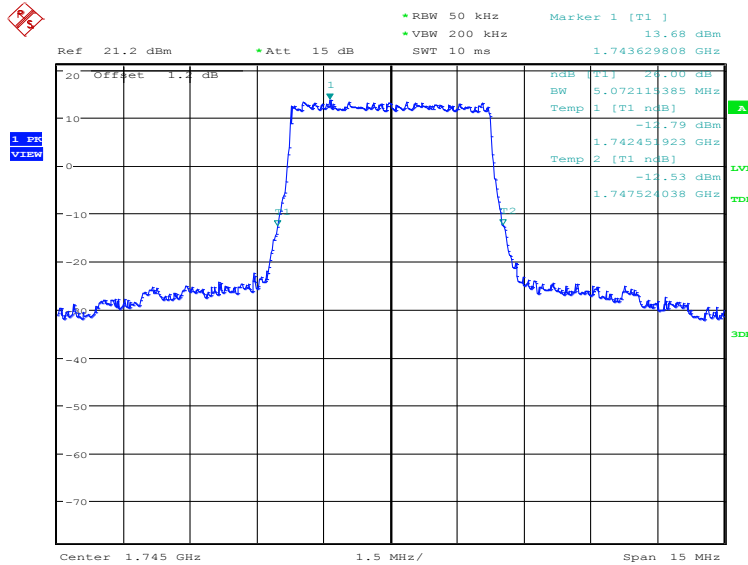
**LTE band 66, 5MHz (-26dBc)**

Frequency(MHz)	Occupied Bandwidth (-26dBc)(kHz)	
	1745.0	QPSK
5144.23		5072.12

**LTE band 66, 5MHz Bandwidth, QPSK (-26dBc BW)**



**LTE band 66, 5MHz Bandwidth, 16QAM (-26dBc BW)**

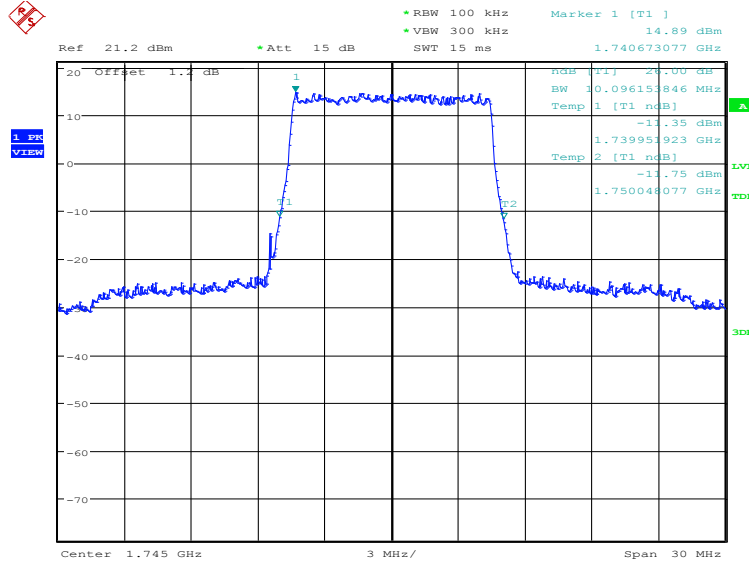




**LTE band 66, 10MHz (-26dBc)**

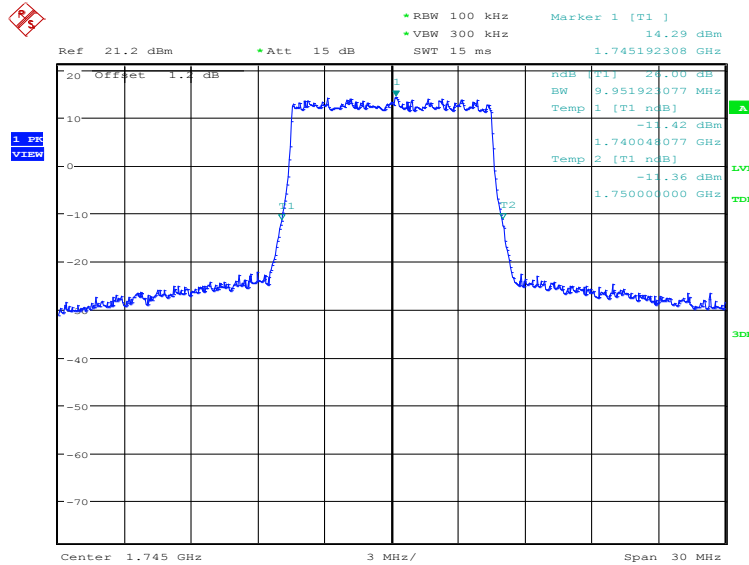
Frequency(MHz)	Occupied Bandwidth (-26dBc)(kHz)	
	1745.0	QPSK
10096.15		9951.92

**LTE band 66, 10MHz Bandwidth, QPSK (-26dBc BW)**



Date: 15.MAY.2019 23:00:59

**LTE band 66, 10MHz Bandwidth, 16QAM (-26dBc BW)**



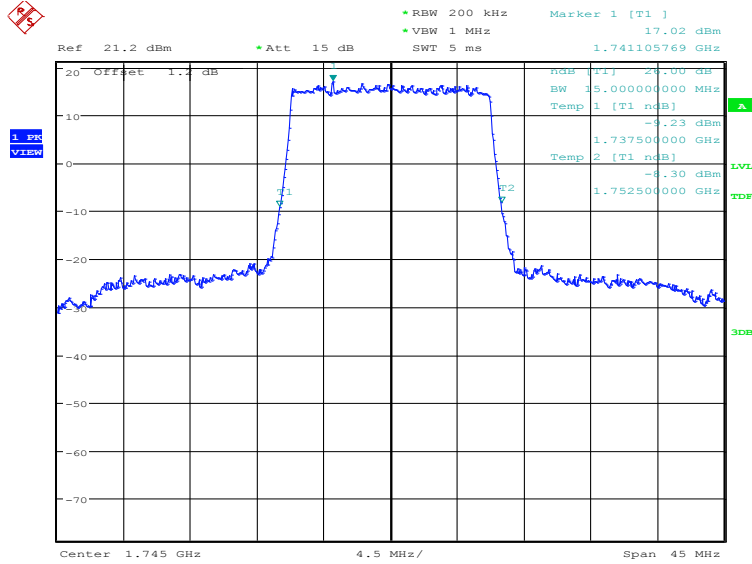
Date: 15.MAY.2019 23:02:25



**LTE band 66, 15MHz (-26dBc)**

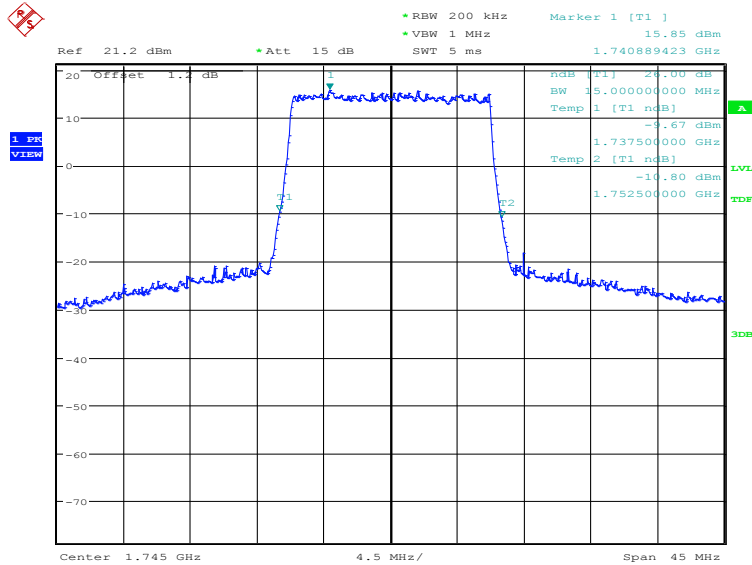
Frequency(MHz)	Occupied Bandwidth (-26dBc)(kHz)	
	1745.0	QPSK
	15000.00	15000.00

**LTE band 66, 15MHz Bandwidth, QPSK (-26dBc BW)**



Date: 15.MAY.2019 23:04:40

**LTE band 66, 15MHz Bandwidth, 16QAM (-26dBc BW)**



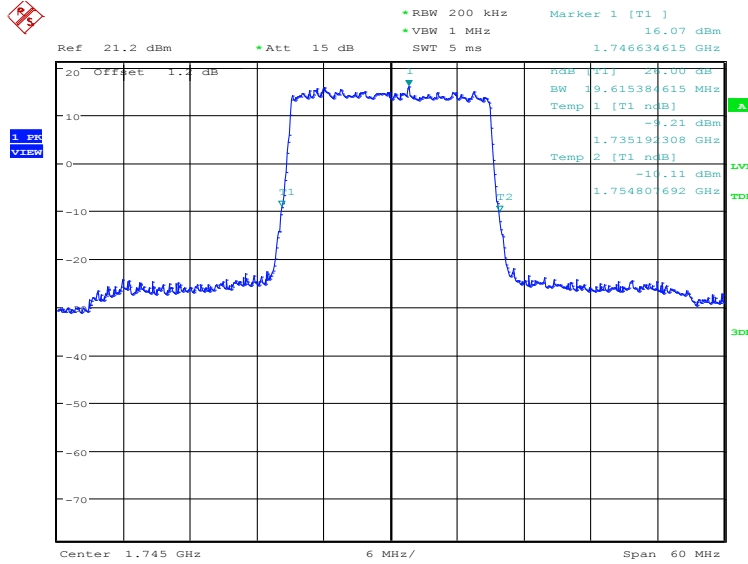
Date: 15.MAY.2019 23:06:06



**LTE band 66, 20MHz (-26dBc)**

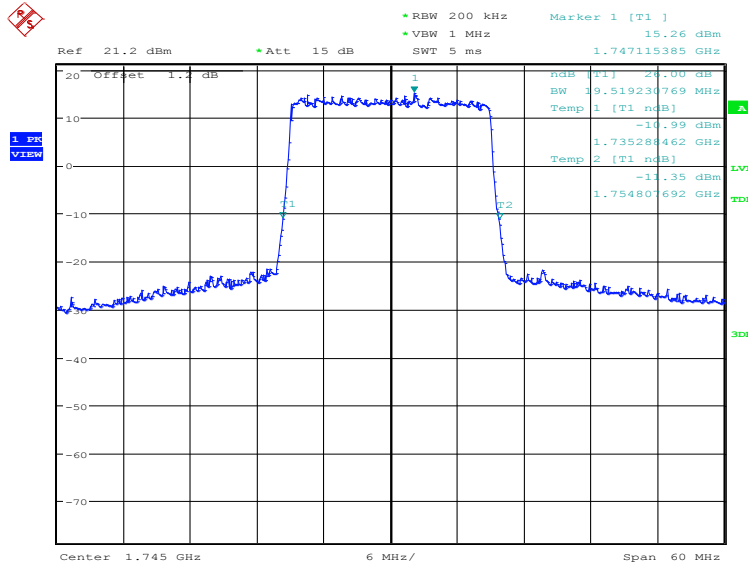
Frequency(MHz)	Occupied Bandwidth (-26dBc)(kHz)	
	1745.0	QPSK
	19615.38	19519.23

**LTE band 66, 20MHz Bandwidth, QPSK (-26dBc BW)**



Date: 15.MAY.2019 23:08:21

**LTE band 66, 20MHz Bandwidth, 16QAM (-26dBc BW)**



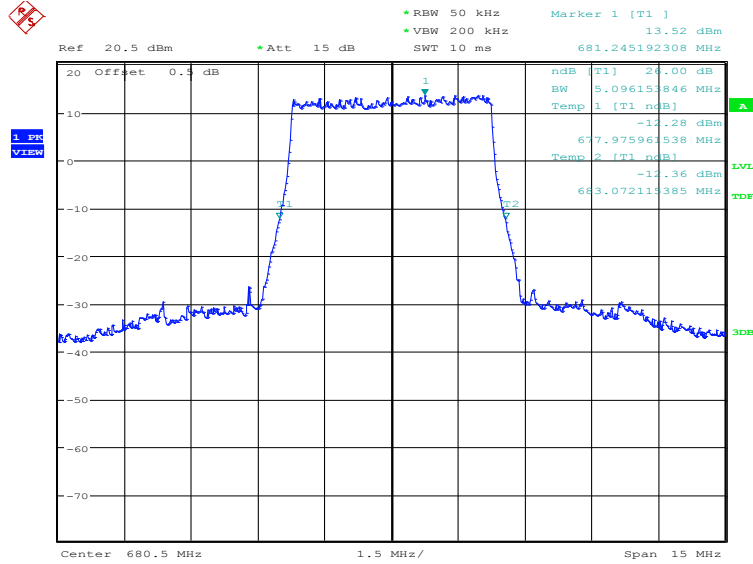
Date: 15.MAY.2019 23:09:47



**LTE band 71, 5MHz (-26dBc)**

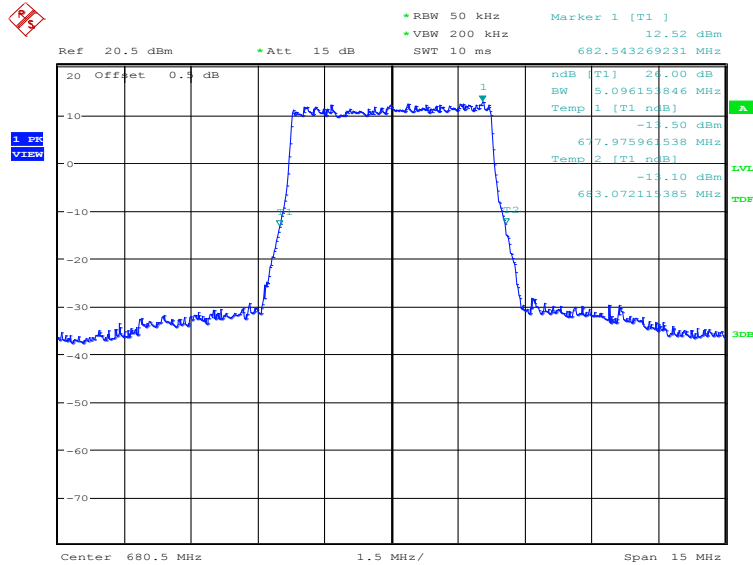
Frequency(MHz)	Occupied Bandwidth (-26dBc)(kHz)	
	680.5	QPSK
5096.15		5096.15

**LTE band 71, 5MHz Bandwidth, QPSK (-26dBc BW)**



Date: 16.MAY.2019 14:01:16

**LTE band 71, 5MHz Bandwidth, 16QAM (-26dBc BW)**



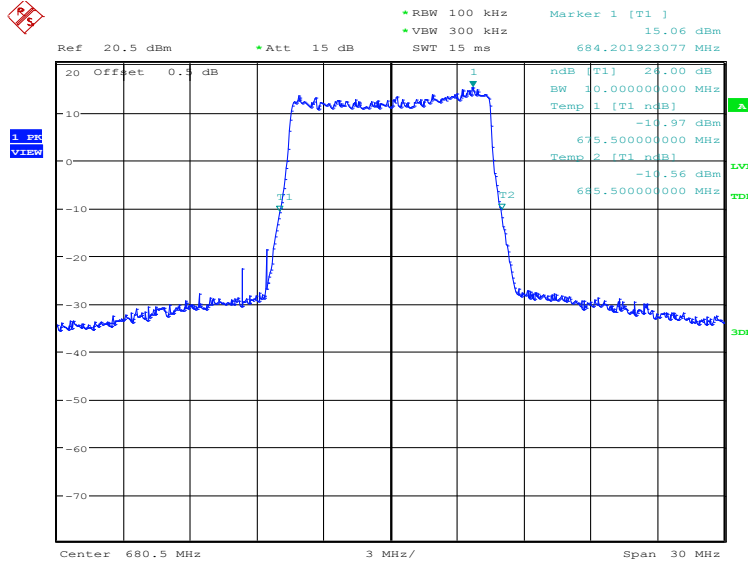
Date: 16.MAY.2019 14:02:40



**LTE band 71, 10MHz (-26dBc)**

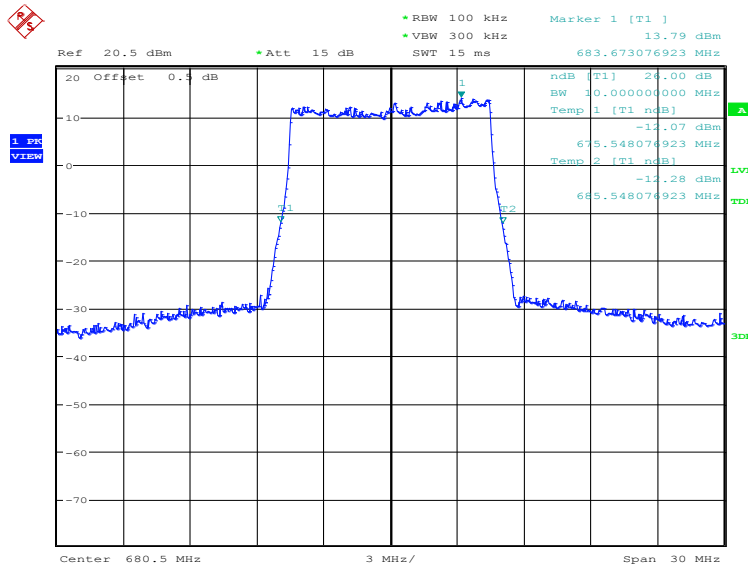
Frequency(MHz)	Occupied Bandwidth (-26dBc)(kHz)	
	680.5	QPSK
	10000.00	10000.00

**LTE band 71, 10MHz Bandwidth, QPSK (-26dBc BW)**



Date: 16.MAY.2019 14:04:53

**LTE band 71, 10MHz Bandwidth, 16QAM (-26dBc BW)**



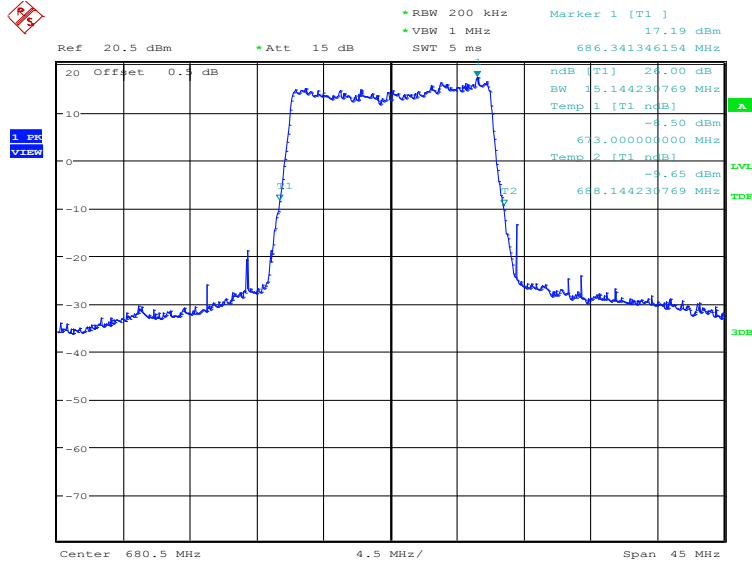
Date: 16.MAY.2019 14:06:17



**LTE band 71, 15MHz (-26dBc)**

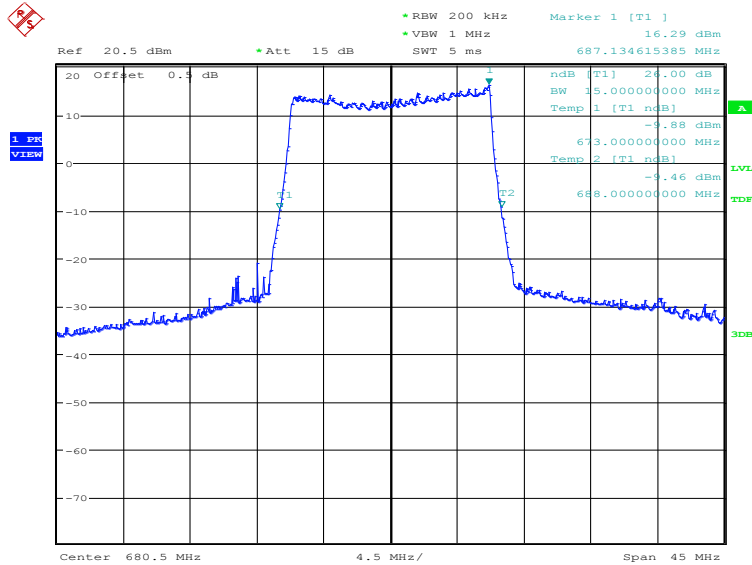
Frequency(MHz)	Occupied Bandwidth (-26dBc)(kHz)	
	680.5	QPSK
	15144.23	15000.00

**LTE band 71, 15MHz Bandwidth, QPSK (-26dBc BW)**



Date: 16.MAY.2019 14:08:30

**LTE band 71, 15MHz Bandwidth, 16QAM (-26dBc BW)**



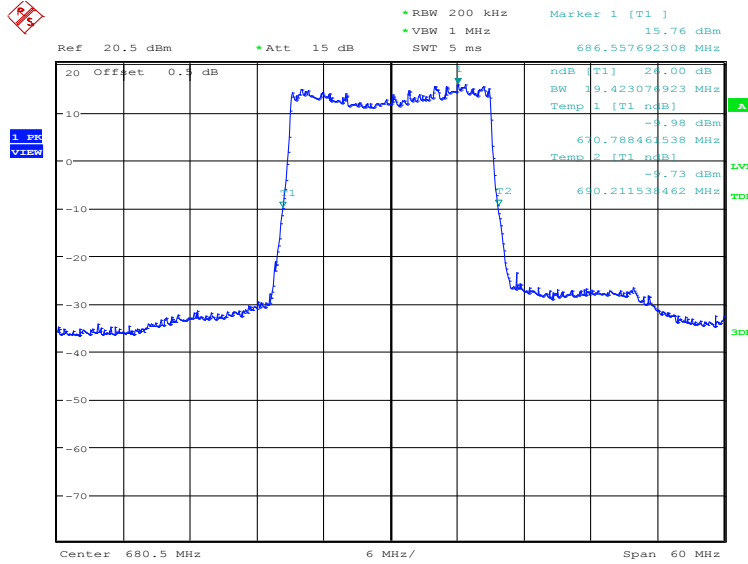
Date: 16.MAY.2019 14:09:54



**LTE band 71, 20MHz (-26dBc)**

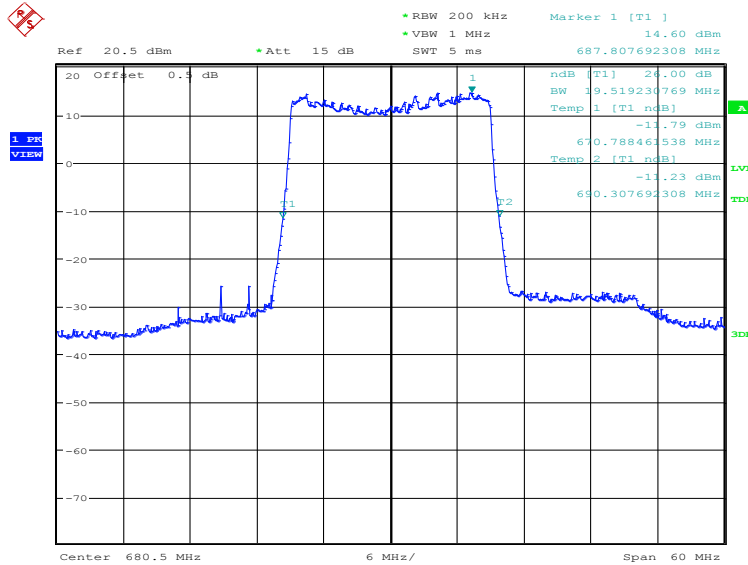
Frequency(MHz)	Occupied Bandwidth (-26dBc)(kHz)	
	680.5	QPSK
19423.08		19519.23

**LTE band 71, 20MHz Bandwidth, QPSK (-26dBc BW)**



Date: 16.MAY.2019 14:12:08

**LTE band 71, 20MHz Bandwidth, 16QAM (-26dBc BW)**



Date: 16.MAY.2019 14:13:32



## **A.6 BAND EDGE COMPLIANCE**

### **A.6.1 Measurement limit**

Part 22.917, Part 24.238 and Part 27.53(h) specify that the power of any emission outside of the authorized operating frequency ranges must be attenuated below the transmitting power (P) by a factor of at least  $43 + 10 \log(P)$  dB.

According to KDB 971168 6.0, a relaxation of the reference bandwidth is often provided for measurements within a specified frequency range at the edge of the authorized frequency block/band. This is often implemented by permitting the use of a narrower RBW (typically limited to a minimum RBW of 1% of the OBW) for measuring the out-of-band emissions without a requirement to integrate the result over the full reference bandwidth.

The specification that emissions shall be attenuated below the transmitter power (P) by at least  $43 + 10 \log(P)$  dB, translates in the relevant power range (1 to 0.001 W) to -13 dBm. At 1 W the specified minimum attenuation becomes 43 dB and relative to a 30 dBm (1 W) carrier becomes a limit of -13 dBm. At 0.001 W (0 dBm) the minimum attenuation is 13 dB, which again yields a limit of -13 dBm. In this way a translation of the specification from relative to absolute terms is carried out.

Part 27.53(m)(4) specifies for mobile digital stations, the attenuation factor shall be not less than  $40 + 10 \log(P)$  dB on all frequencies between the channel edge and 5 megahertz from the channel edge,  $43 + 10 \log(P)$  dB on all frequencies between 5 megahertz and X megahertz from the channel edge, and  $55 + 10 \log(P)$  dB on all frequencies more than X megahertz from the channel edge, where X is the greater of 6 megahertz or the actual emission bandwidth as defined in paragraph (m)(6) of this section. In addition, the attenuation factor shall not be less than  $43 + 10 \log(P)$  dB on all frequencies between 2490.5 MHz and 2496 MHz and  $55 + 10 \log(P)$  dB at or below 2490.5 MHz. Mobile Satellite Service licensees operating on frequencies below 2495 MHz may also submit a documented interference complaint against BRS licensees operating on channel BRS Channel 1 on the same terms and conditions as adjacent channel BRS or EBS licensees.

Part 27.53(a) states for mobile and portable stations operating in the 2305–2315 MHz and 2350–2360 MHz bands: By a factor of not less than:  $43 + 10 \log(P)$  dB on all frequencies between 2305 and 2320 MHz and on all frequencies between 2345 and 2360 MHz that are outside the licensed band(s) of operation, not less than  $55 + 10 \log(P)$  dB on all frequencies between 2320 and 2324 MHz and on all frequencies between 2341 and 2345 MHz, not less than  $61 + 10 \log(P)$  dB on all frequencies between 2324 and 2328 MHz and on all frequencies between 2337 and 2341 MHz, and not less than  $67 + 10 \log(P)$  dB on all frequencies between 2328 and 2337MHz; By a factor of not less than  $43 + 10 \log(P)$  dB on all frequencies between 2300 and 2305 MHz,  $55 + 10 \log(P)$  dB on all frequencies between 2296 and 2300MHz,  $61 + 10 \log(P)$  dB on all frequencies between 2292 and 2296 MHz,  $67 + 10 \log(P)$  dB on all frequencies between 2288 and 2292 MHz, and  $70 + 10 \log(P)$  dB below 2288 MHz; By a factor of not less than  $43 + 10 \log(P)$  dB on all frequencies between 2360 and 2365 MHz, and not less than  $70 + 10 \log(P)$  dB above 2365 MHz.

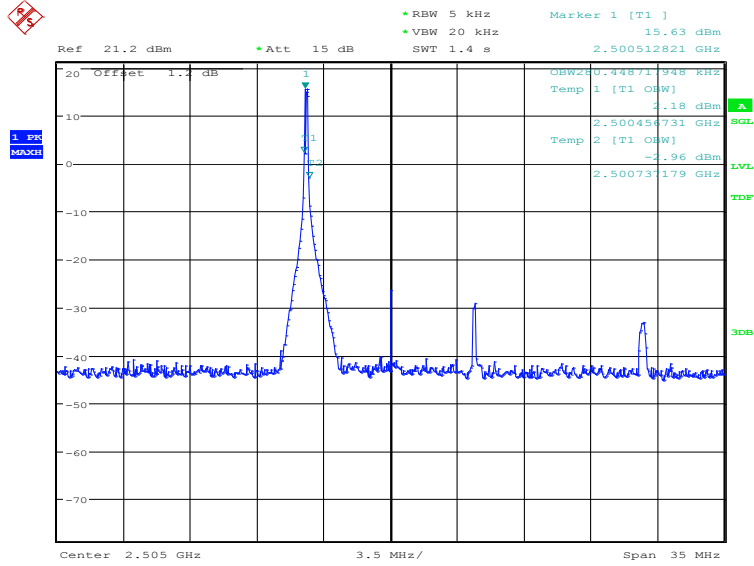
Part 90.691 states that out-of-band emission requirement shall apply only to the “outer” channels



included in an EA license and to spectrum adjacent to interior channels used by incumbent licensees. The emission limits are as follows: For any frequency removed from the EA licensee's frequency block by up to and including 37.5 kHz, the power of any emission shall be attenuated below the transmitter power (P) in watts by at least  $16\log_{10}(f/6.1)$  decibels or  $50 + 10\log_{10}(P)$  decibels or 80 decibels, whichever is the lesser attenuation, where f is the frequency removed from the center of the outer channel in the block in kilohertz and where f is greater than 12.5 kHz. For any frequency removed from the EA licensee's frequency block greater than 37.5 kHz, the power of any emission shall be attenuated below the transmitter power (P) in watts by at least  $43 + 10\log_{10}(P)$  decibels or 80 decibels, whichever is the lesser attenuation, where f is the frequency removed from the center of the outer channel in the block in kilohertz and where f is greater than 37.5 kHz.



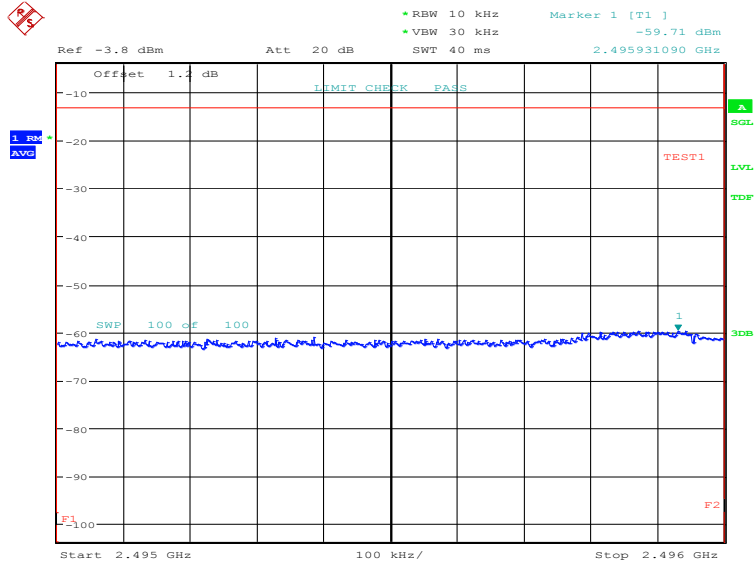
**A.6.2 Measurement result**  
**Only worst case result is given below**  
**LTE band 7**  
**OBW: 1RB-low\_offset**



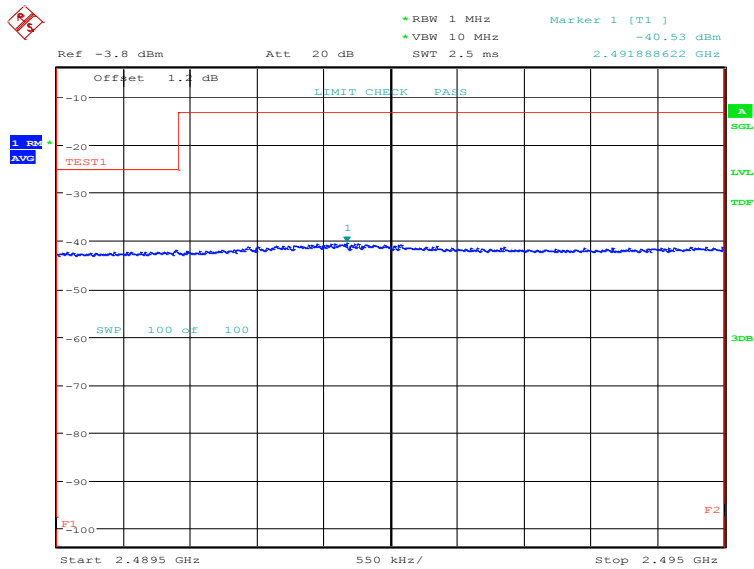
Date: 10.JUN.2019 09:40:30



### LOW BAND EDGE BLOCK-1RB-low\_offset



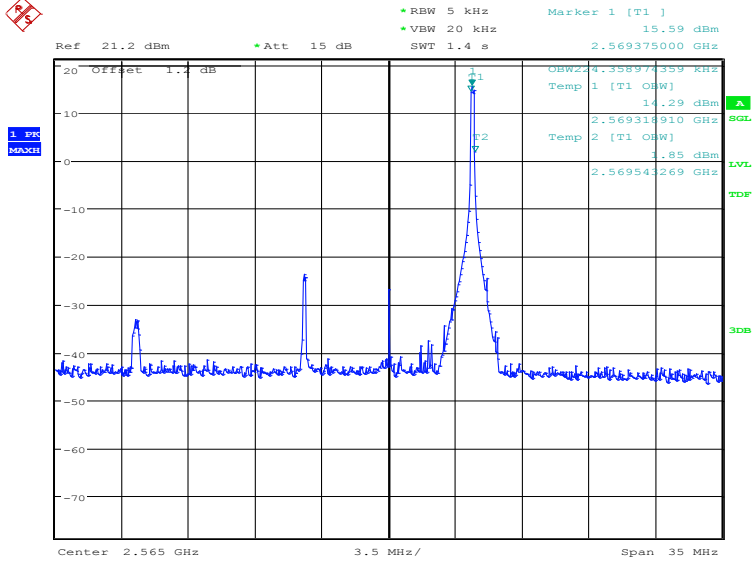
Date: 10.JUN.2019 09:40:50



Date: 10.JUN.2019 09:41:05



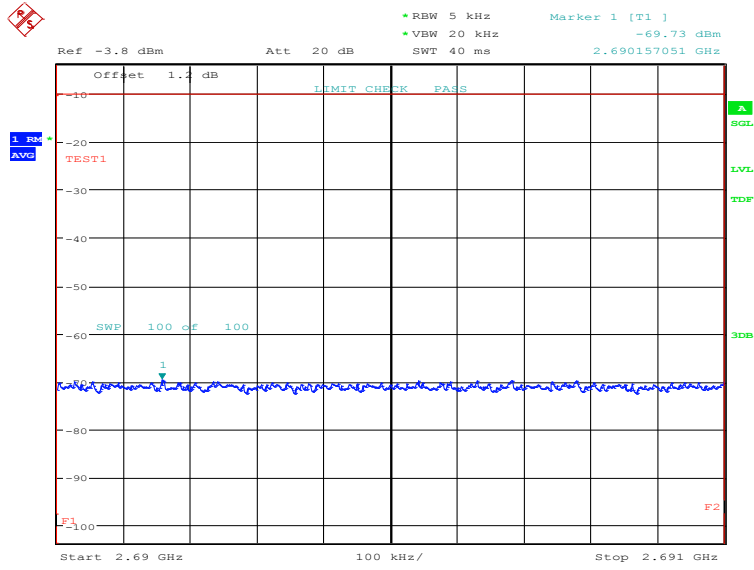
### OBW: 1RB-high\_offset



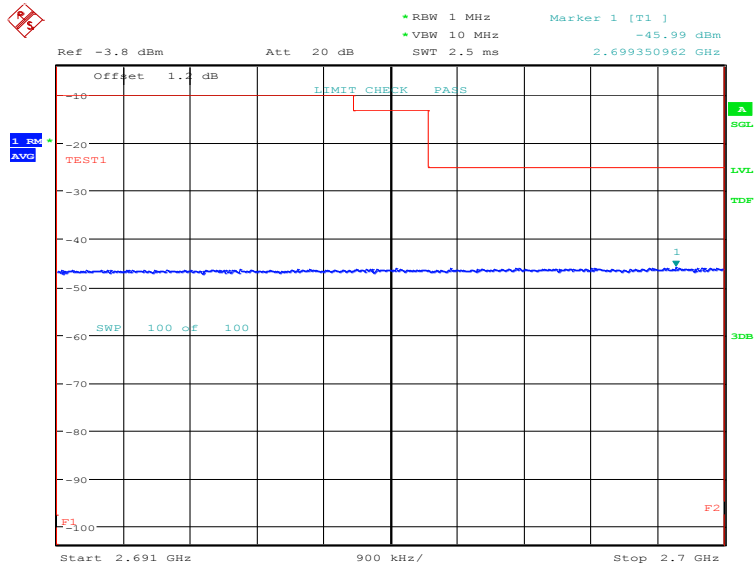
Date: 10.JUN.2019 09:44:01



### HIGH BAND EDGE BLOCK-1RB-high\_offset



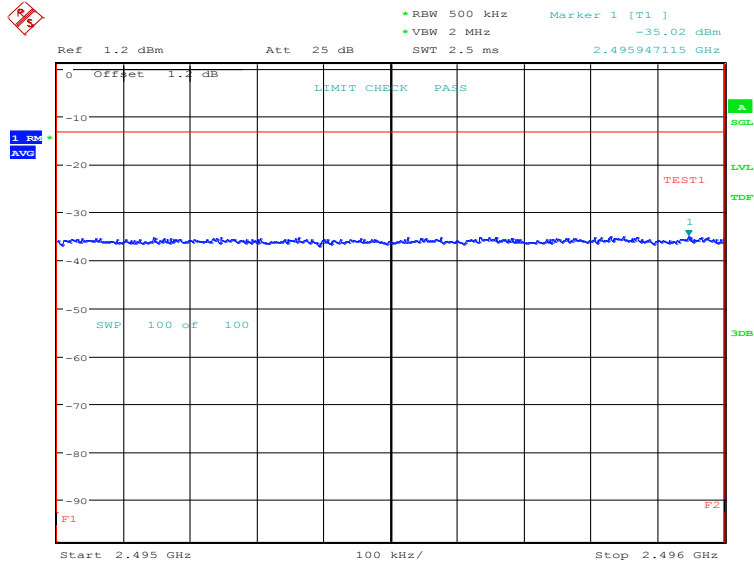
Date: 10.JUN.2019 09:44:22



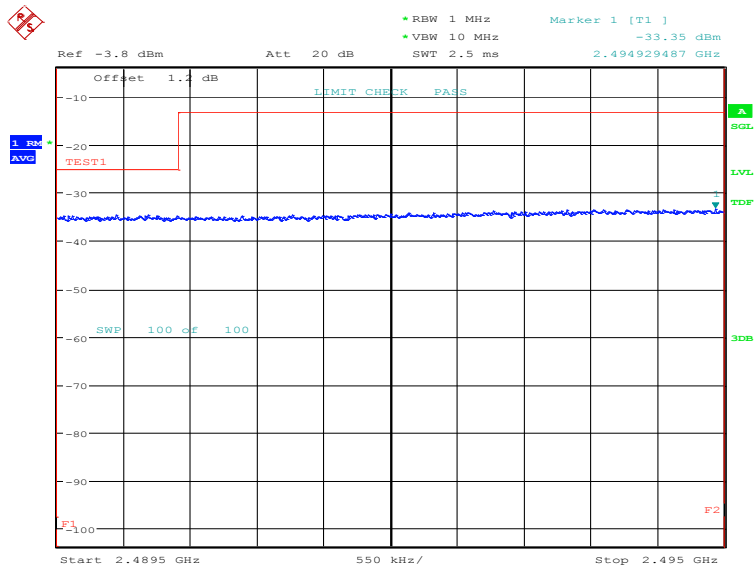
Date: 10.JUN.2019 09:44:37



### LOW BAND EDGE BLOCK-20MHz-100%RB



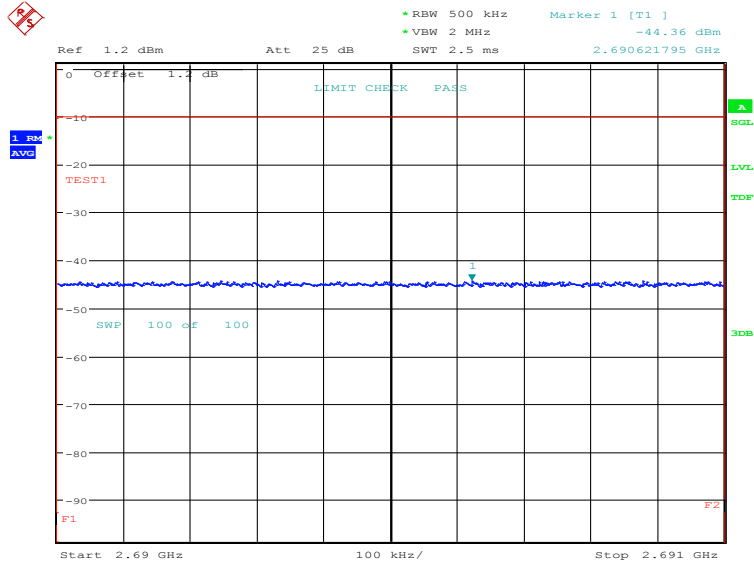
Date: 10.JUN.2019 09:41:46



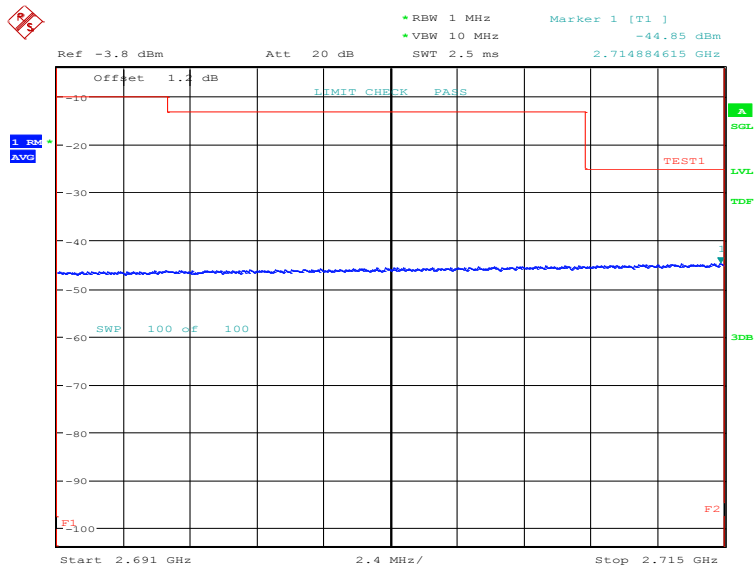
Date: 10.JUN.2019 09:42:01



### HIGH BAND EDGE BLOCK-20MHz-100%RB



Date: 10.JUN.2019 09:45:22

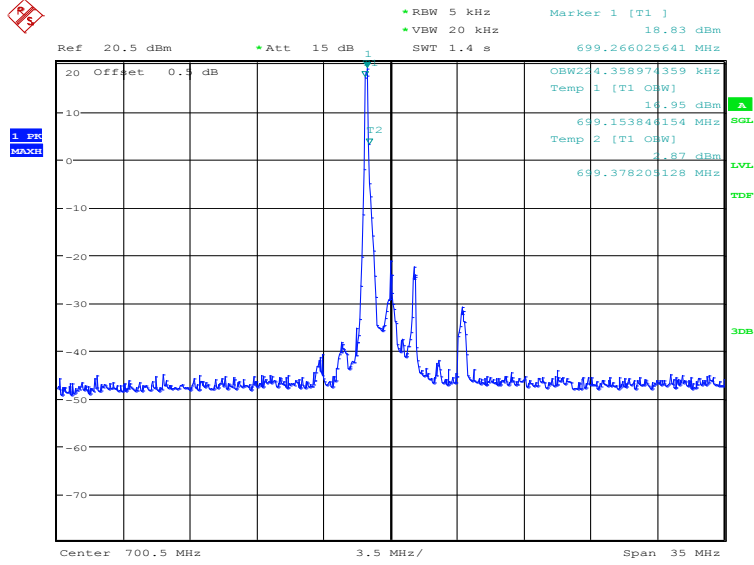


Date: 10.JUN.2019 09:45:37



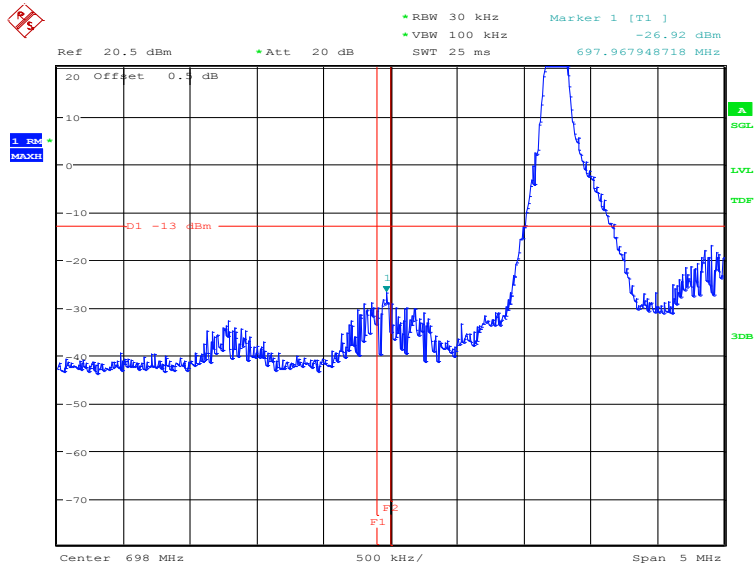


LTE band 12  
OBW: 1RB-low\_offset



Date: 30.MAY.2019 08:13:16

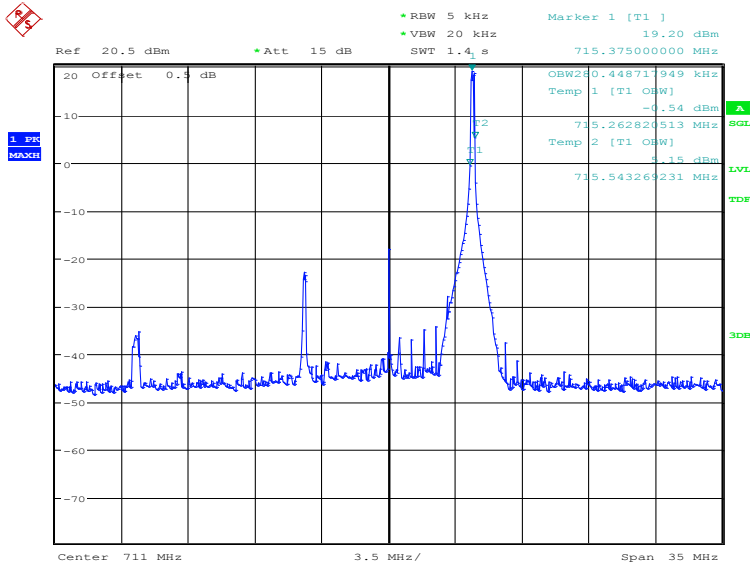
LOW BAND EDGE BLOCK-1RB-low\_offset



Date: 30.MAY.2019 08:13:32

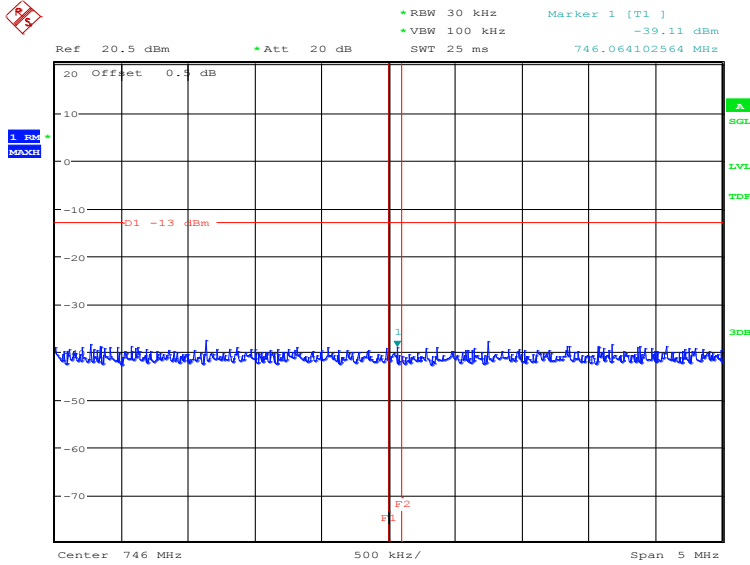


### OBW: 1RB-high\_offset



Date: 30.MAY.2019 08:15:28

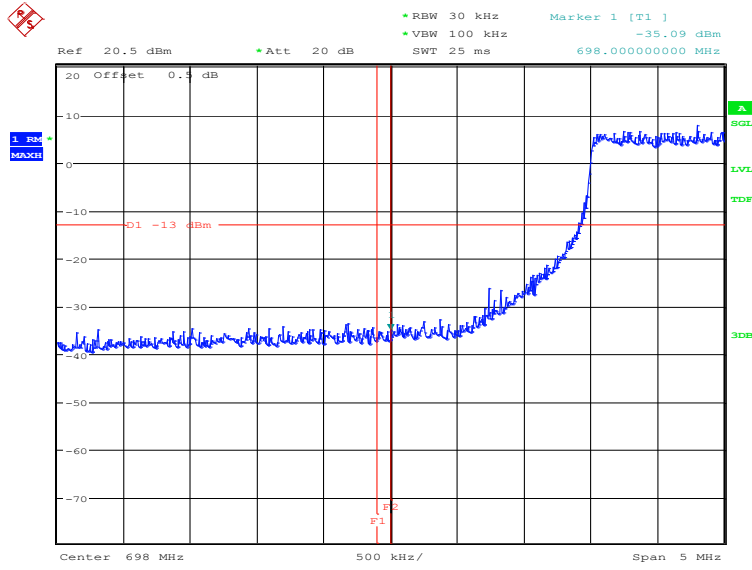
### HIGH BAND EDGE BLOCK-1RB-high\_offset



Date: 30.MAY.2019 08:15:43

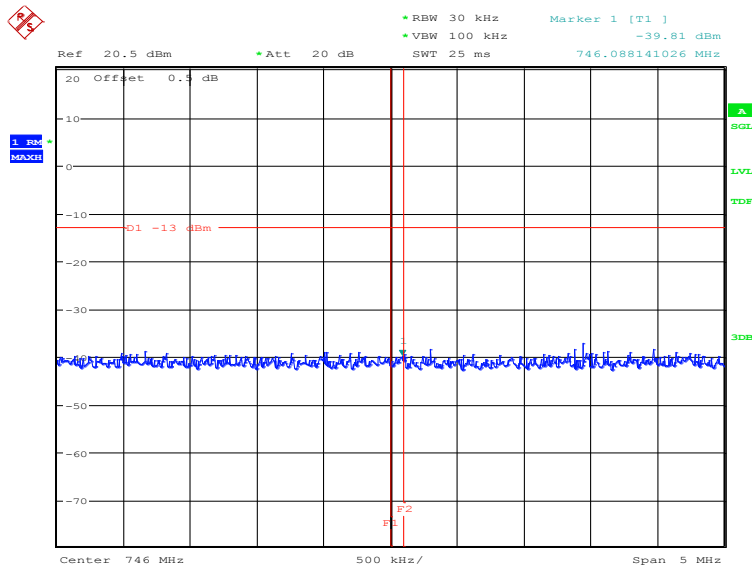


### LOW BAND EDGE BLOCK-10MHz-100%RB



Date: 30.MAY.2019 08:14:08

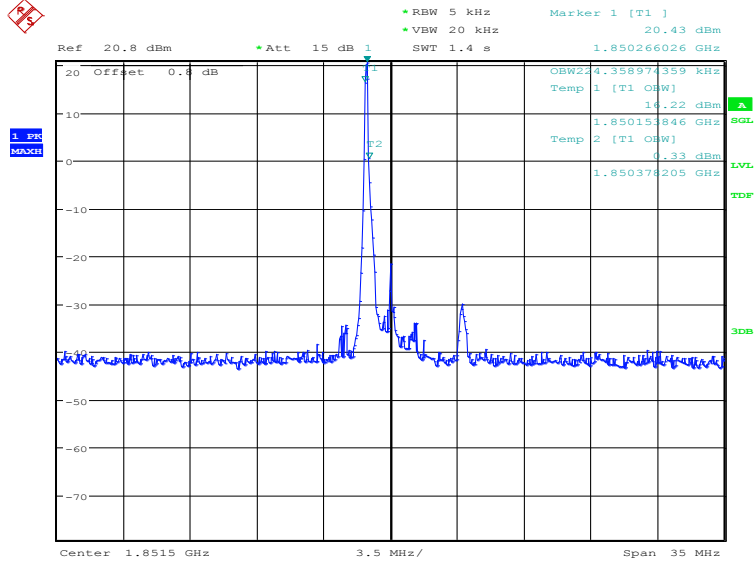
### HIGH BAND EDGE BLOCK-10MHz-100%RB



Date: 30.MAY.2019 08:16:12

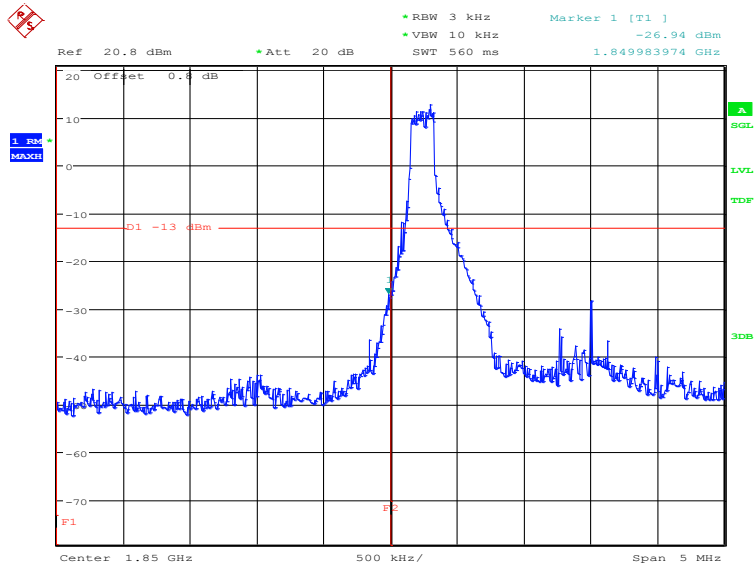


### LTE band 25 OBW: 1RB-low\_offset



Date: 30.MAY.2019 08:18:12

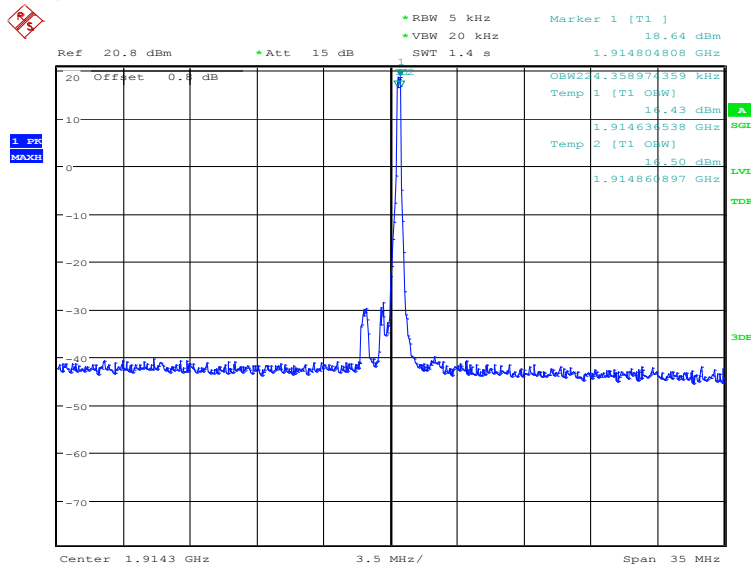
### LOW BAND EDGE BLOCK-1RB-low\_offset



Date: 30.MAY.2019 08:18:28

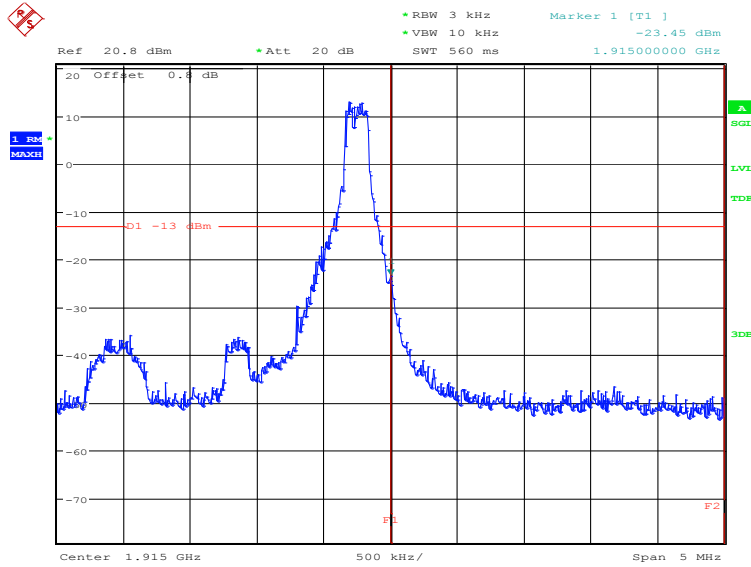


### OBW: 1RB-high\_offset



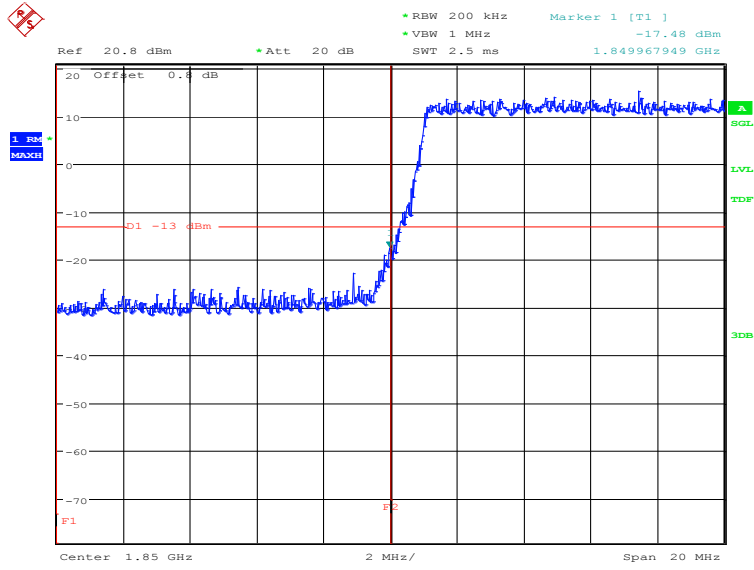
Date: 30.MAY.2019 08:21:03

### HIGH BAND EDGE BLOCK-1RB-high\_offset



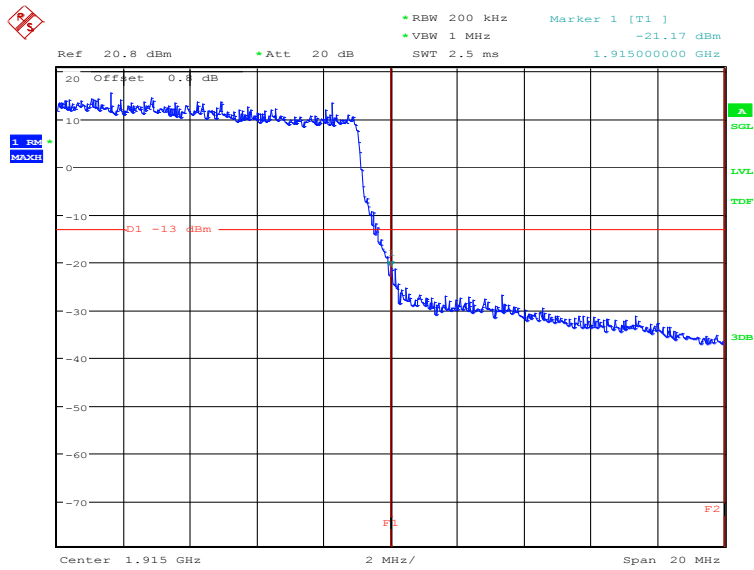
Date: 30.MAY.2019 08:21:18

### LOW BAND EDGE BLOCK-20MHz-100%RB



Date: 30.MAY.2019 08:19:04

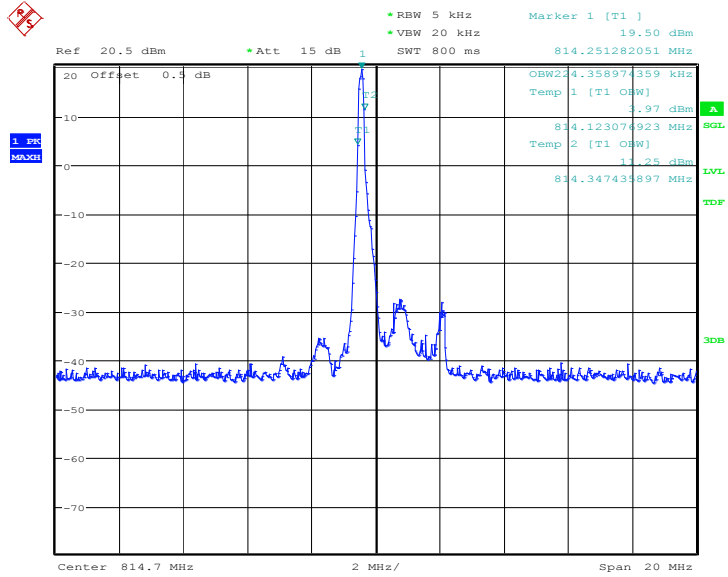
### HIGH BAND EDGE BLOCK-20MHz-100%RB



Date: 30.MAY.2019 08:22:37

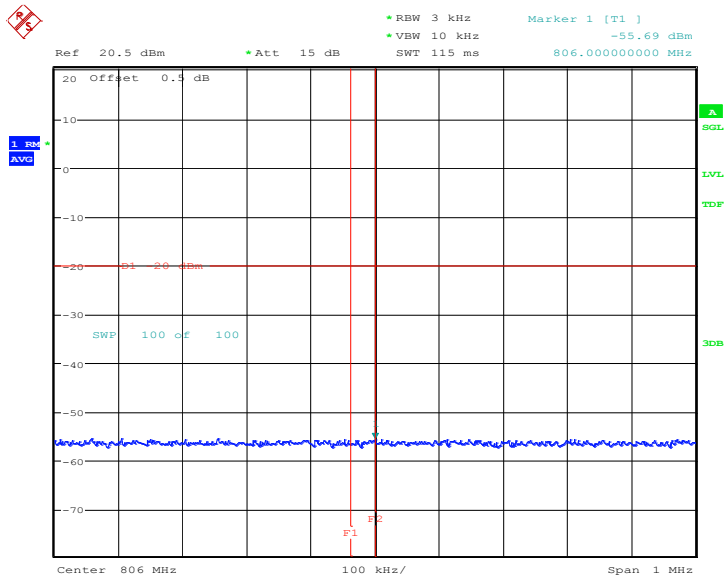


LTE band 26(814MHz~824MHz)  
OBW: 1RB-low\_offset

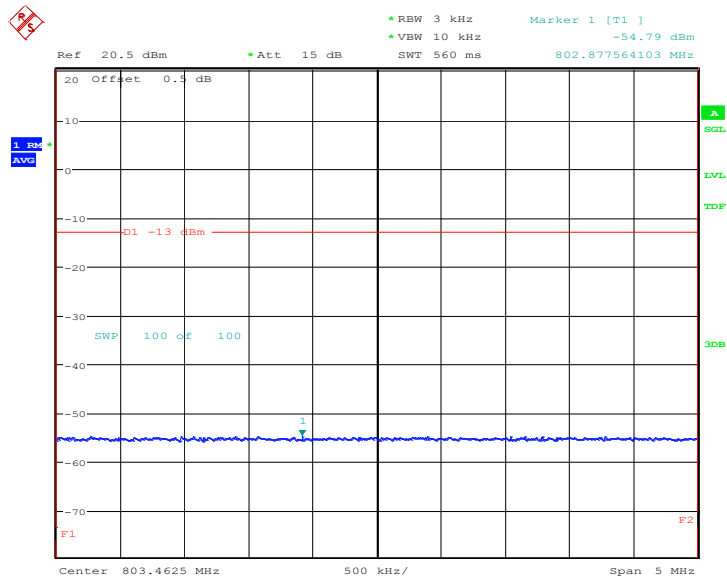


Date: 30.MAY.2019 09:17:32

LOW BAND EDGE BLOCK-1RB-low\_offset



Date: 30.MAY.2019 09:18:22

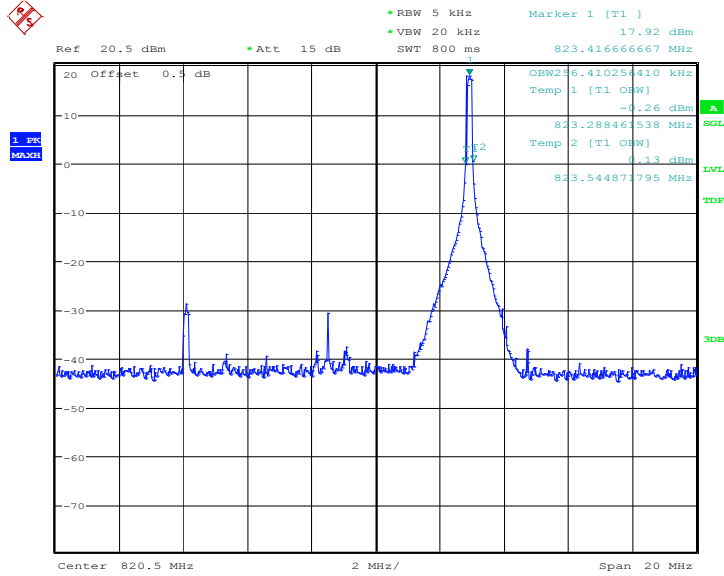


Date: 30.MAY.2019 09:20:14



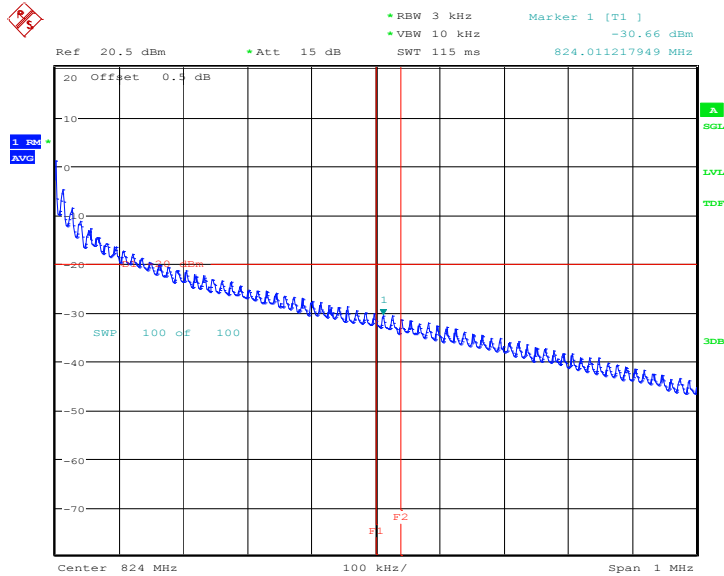


### OBW: 1RB- high\_offset

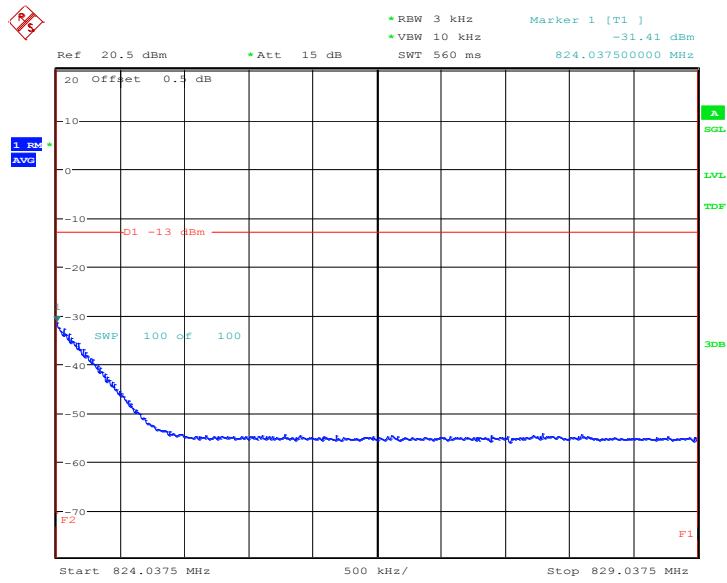


Date: 30.MAY.2019 09:09:11

### HIGH BAND EDGE BLOCK-1RB- high\_offset



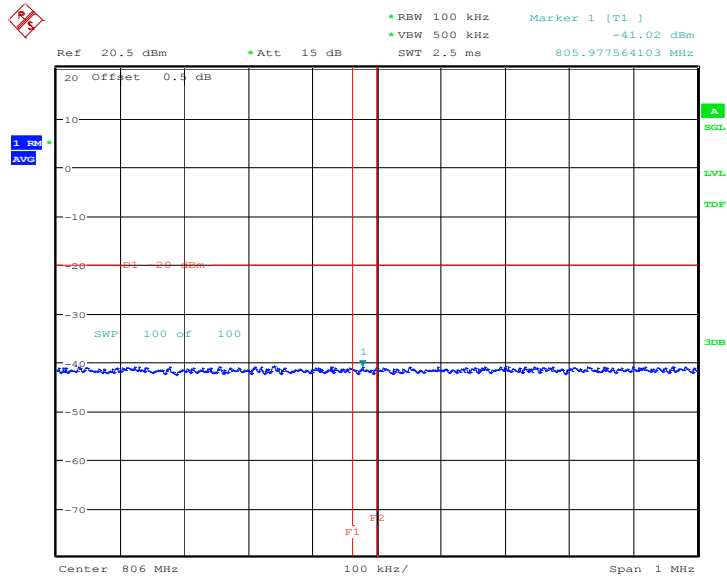
Date: 30.MAY.2019 09:09:56



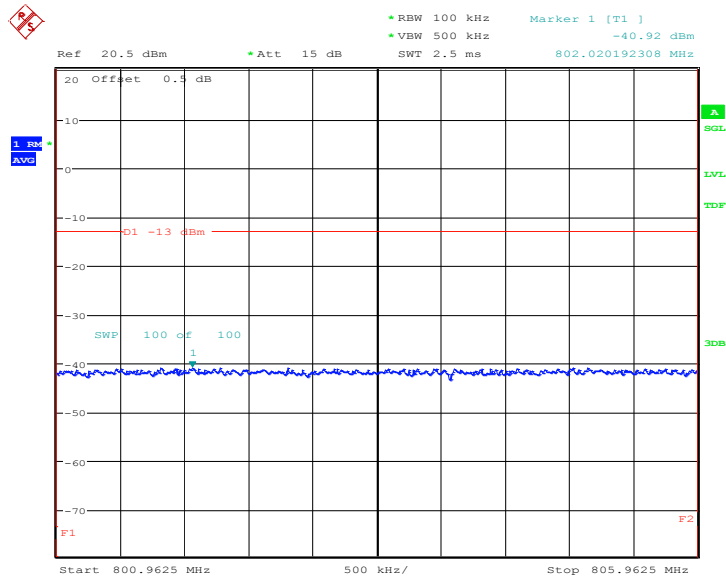
Date: 30.MAY.2019 09:11:18



### LOW BAND EDGE BLOCK-10MHz-100%RB



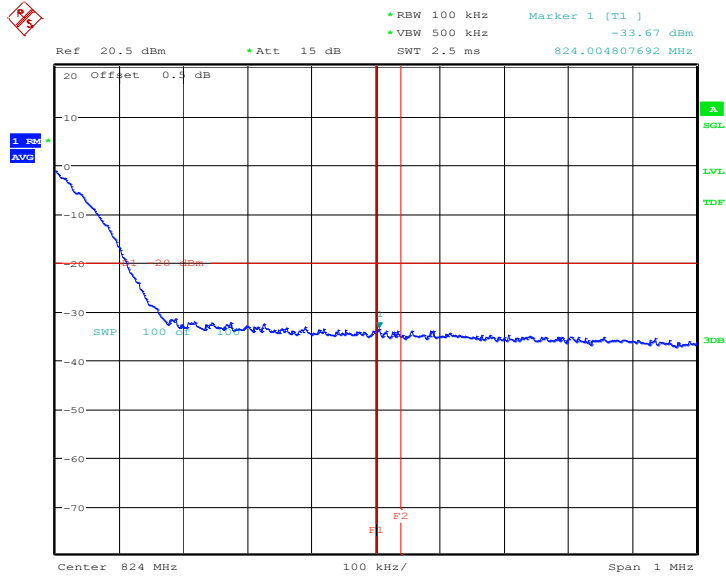
Date: 30.MAY.2019 09:28:05



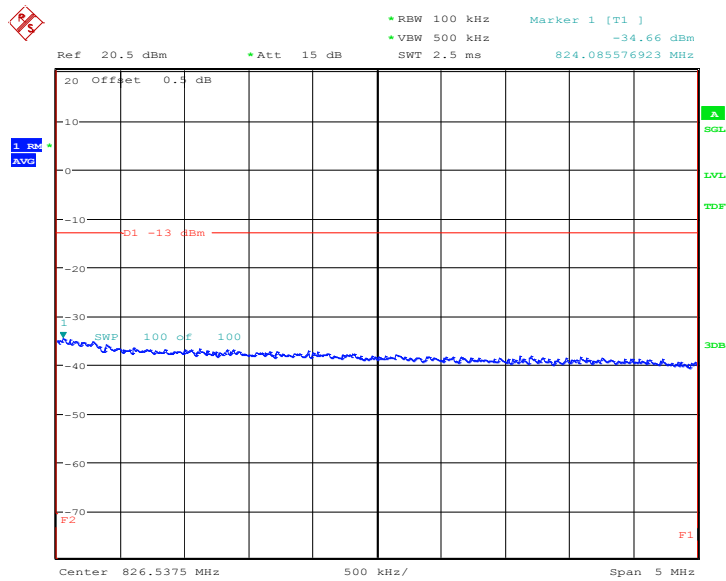
Date: 30.MAY.2019 09:29:02



### HIGH BAND EDGE BLOCK-10MHz-100%RB



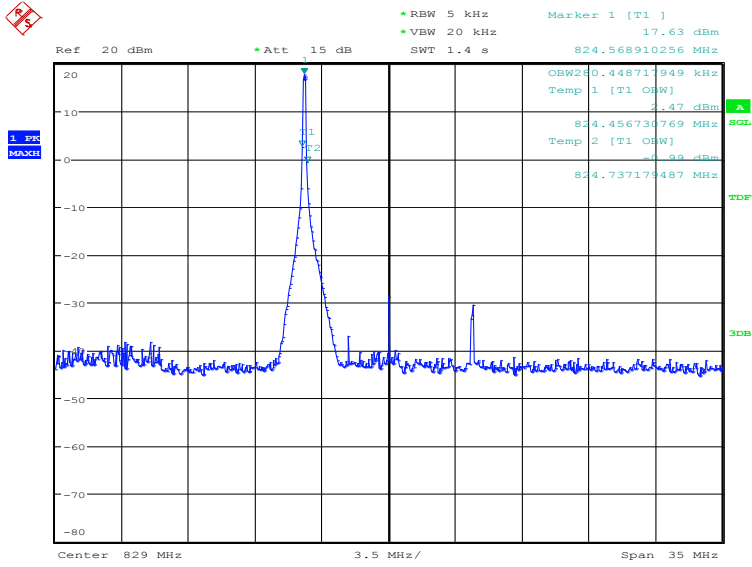
Date: 30.MAY.2019 09:24:43



Date: 30.MAY.2019 09:25:18

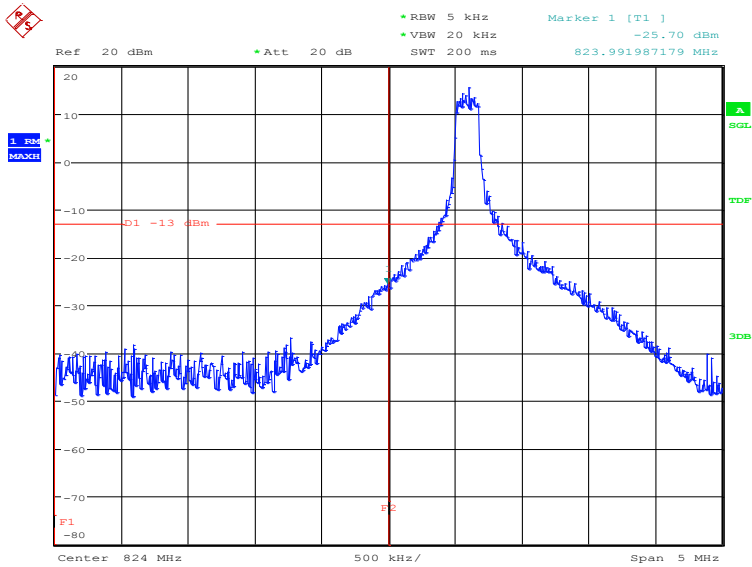


LTE band 26(824MHz~849MHz)  
OBW: 1RB-low\_offset



Date: 30.MAY.2019 09:34:16

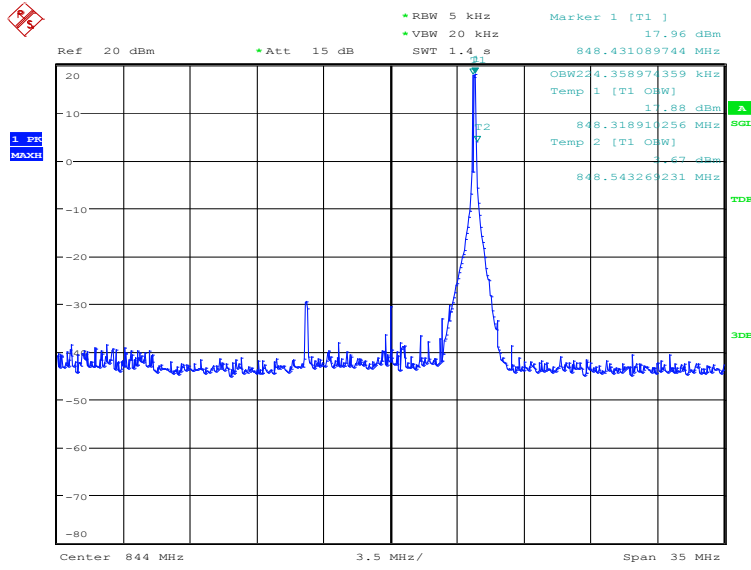
LOW BAND EDGE BLOCK-1RB-low\_offset



Date: 30.MAY.2019 09:34:31

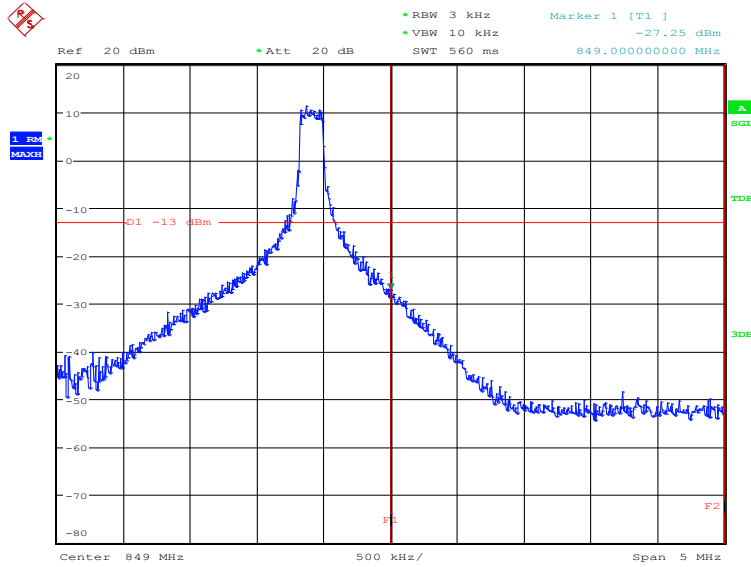


### OBW: 1RB-high\_offset



Date: 30.MAY.2019 09:37:06

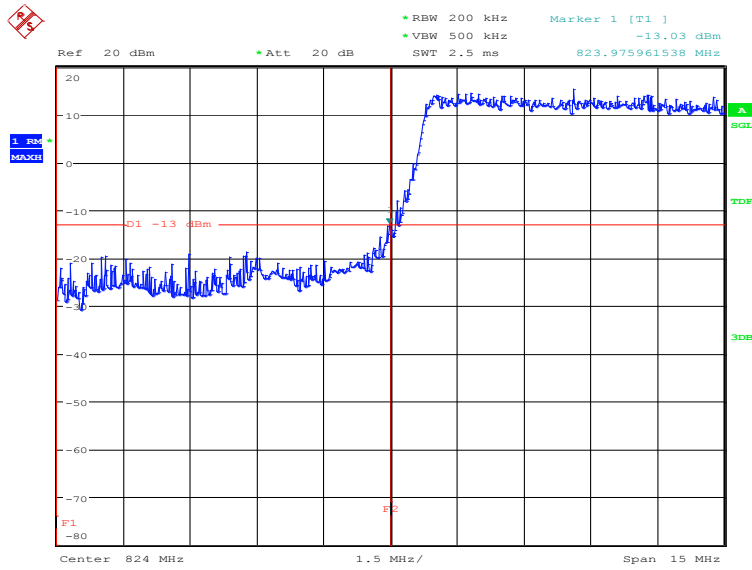
### HIGH BAND EDGE BLOCK-1RB-high\_offset



Date: 30.MAY.2019 09:37:22

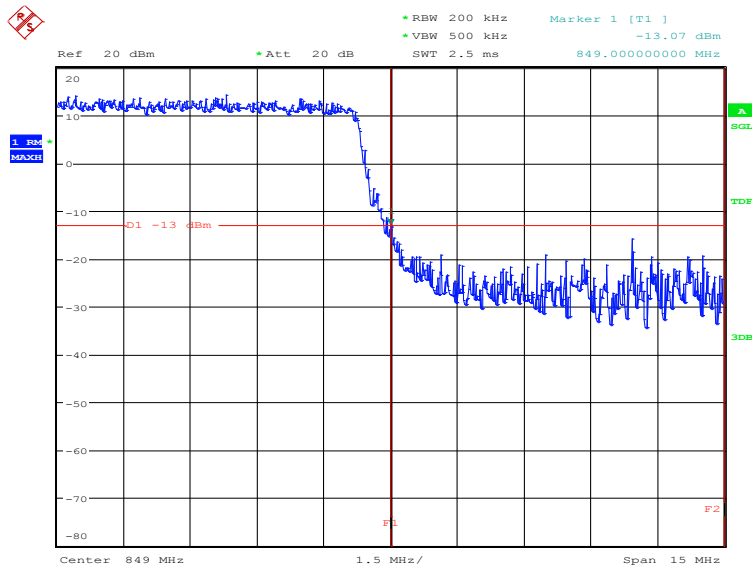


### LOW BAND EDGE BLOCK-15MHz-100%RB



Date: 30.MAY.2019 09:35:08

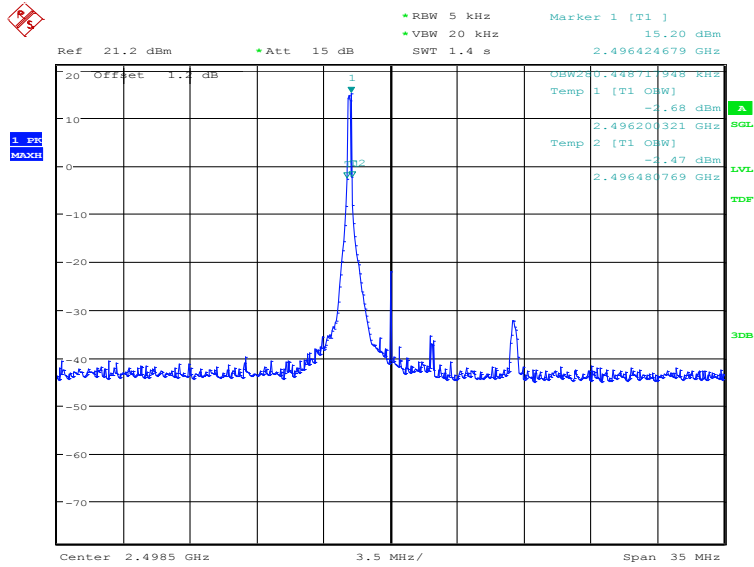
### HIGH BAND EDGE BLOCK-15MHz-100%RB



Date: 30.MAY.2019 09:37:58



LTE band 41  
PC2  
OBW: 1RB-low\_offset

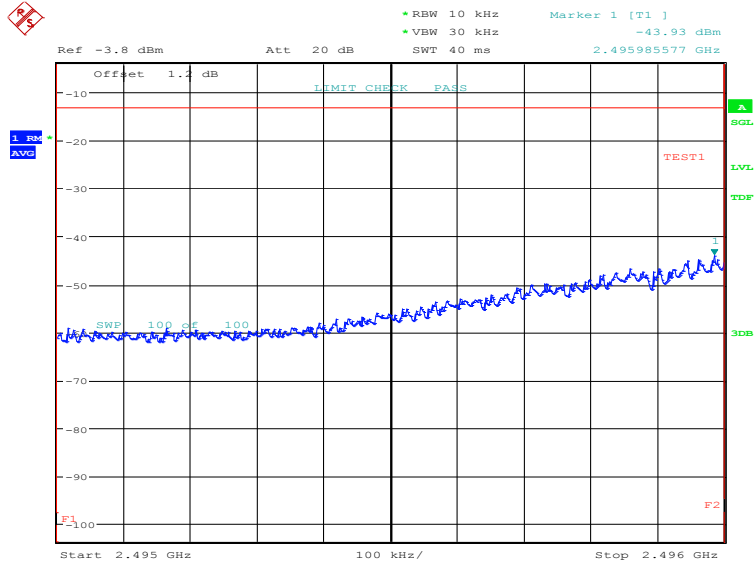


Date: 10.JUN.2019 15:29:31

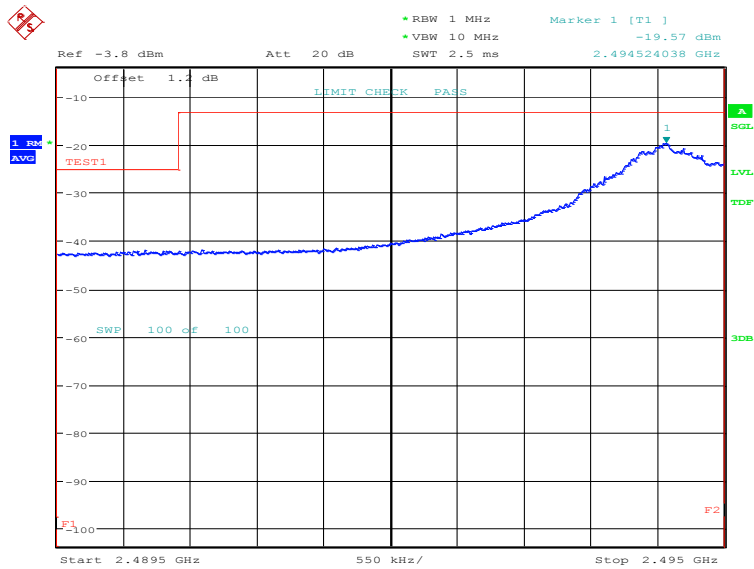




### LOW BAND EDGE BLOCK-1RB-low\_offset



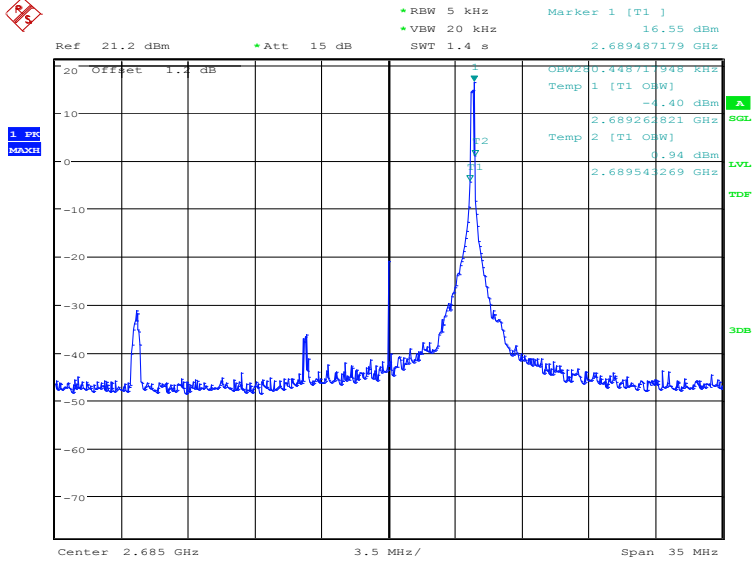
Date: 10.JUN.2019 15:29:51



Date: 10.JUN.2019 15:30:06



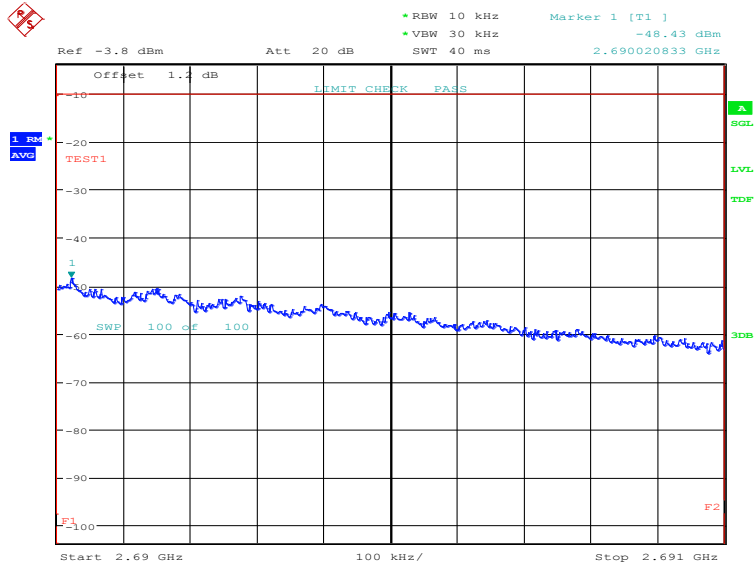
### OBW: 1RB-high\_offset



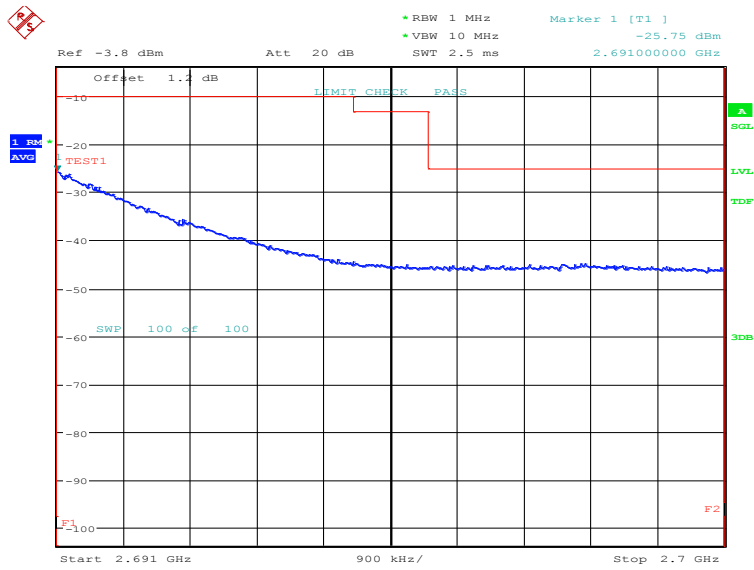
Date: 10.JUN.2019 15:25:42



### HIGH BAND EDGE BLOCK-1RB-high\_offset



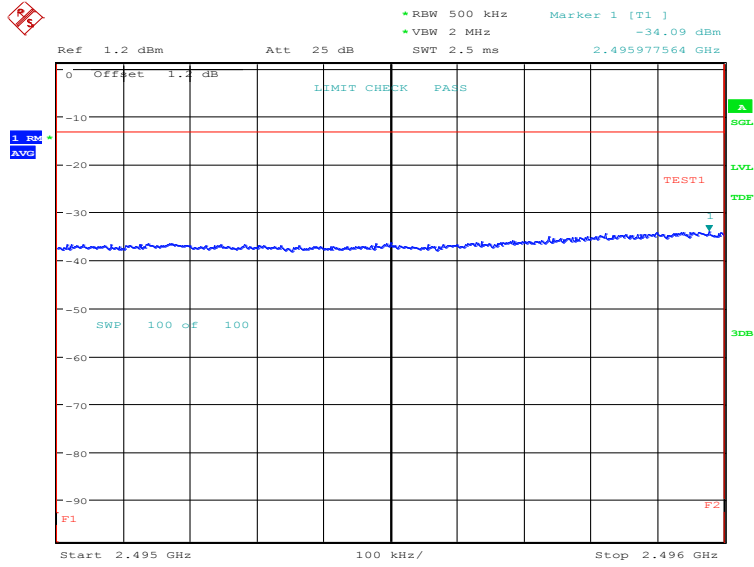
Date: 10.JUN.2019 15:26:03



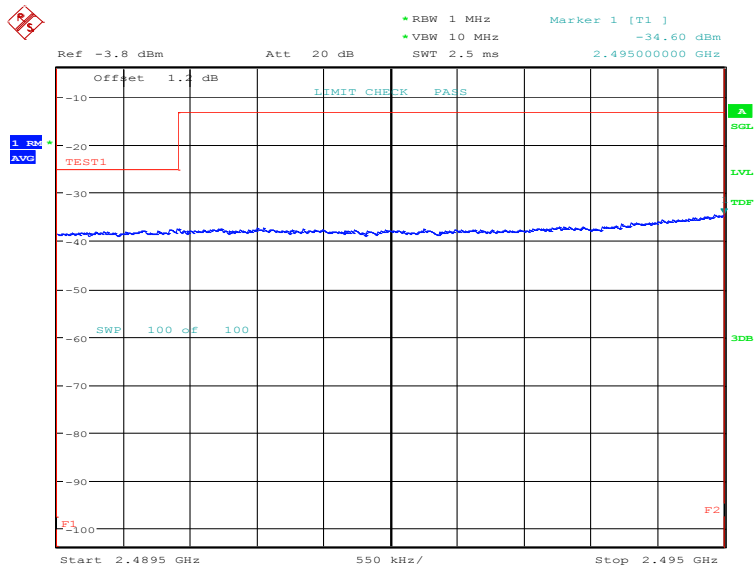
Date: 10.JUN.2019 15:26:18



### LOW BAND EDGE BLOCK-20MHz-100%RB



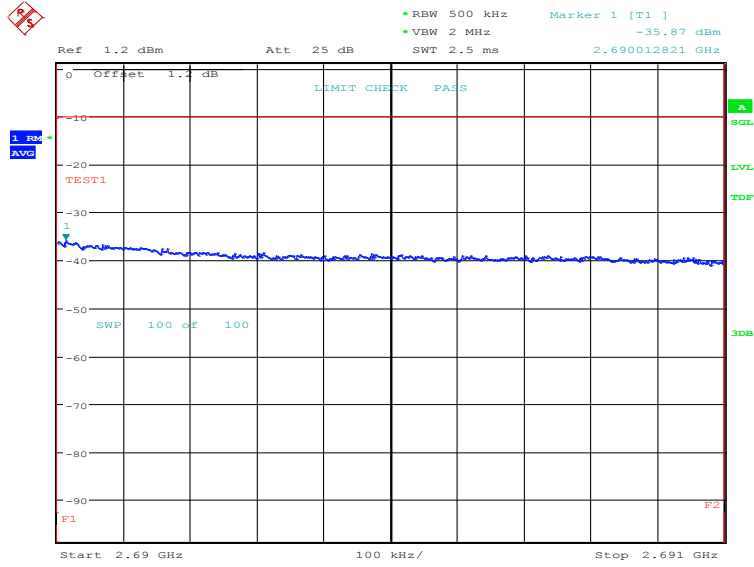
Date: 10.JUN.2019 09:32:55



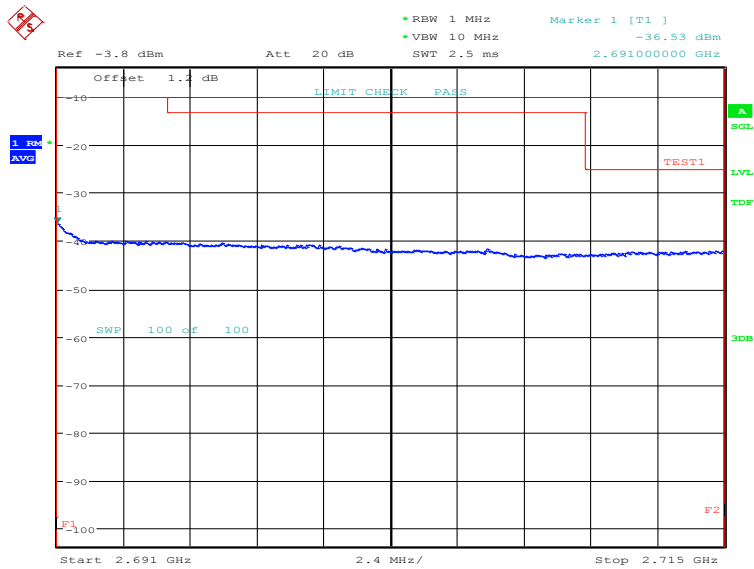
Date: 10.JUN.2019 09:33:10



### HIGH BAND EDGE BLOCK-20MHz-100%RB



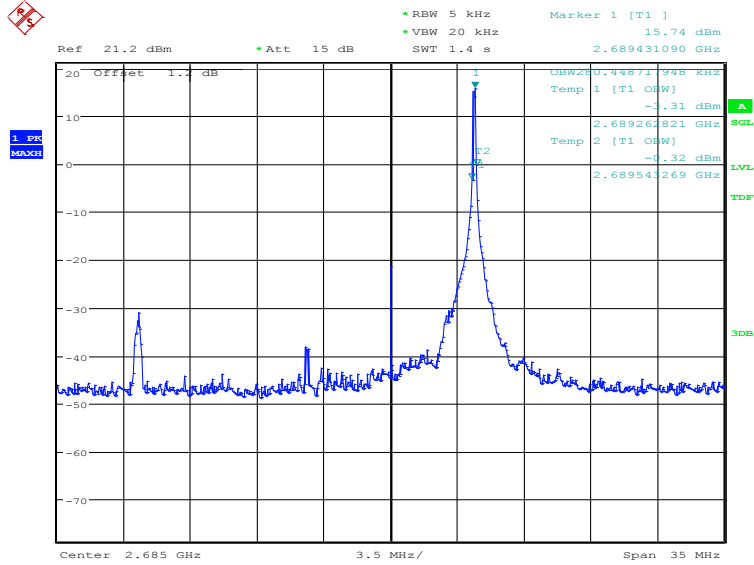
Date: 10.JUN.2019 09:36:20



Date: 10.JUN.2019 09:36:35



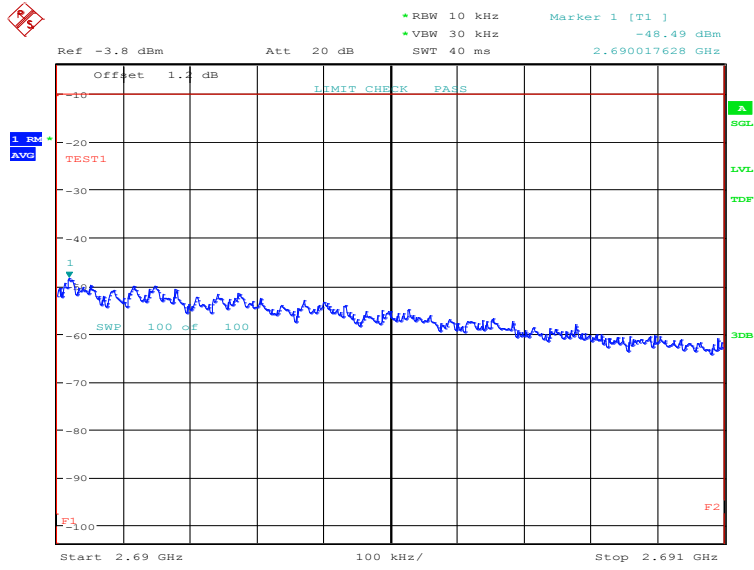
LTE band 41  
PC3  
OBW: 1RB-high\_offset



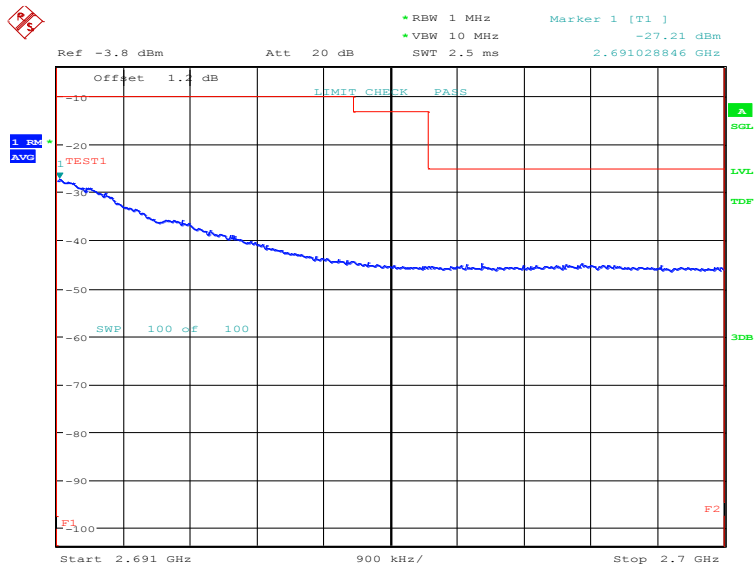
Date: 18.JUN.2019 10:58:51



### HIGH BAND EDGE BLOCK-1RB-high\_offset



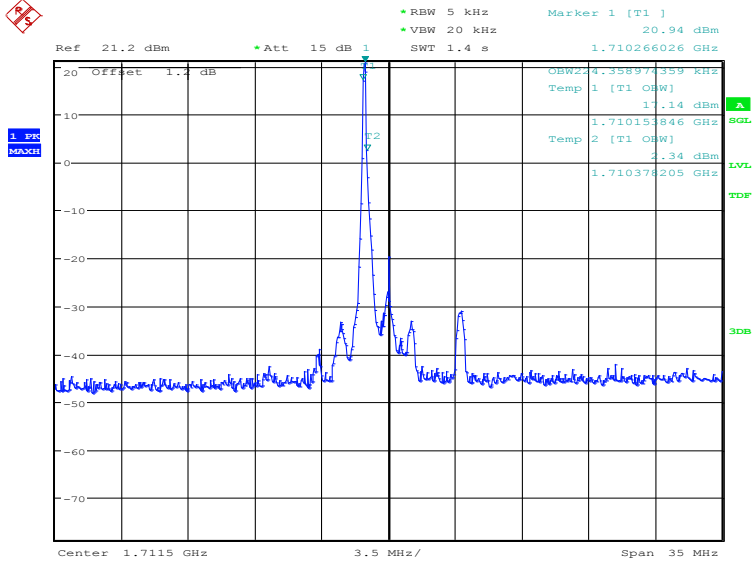
Date: 18.JUN.2019 10:59:24



Date: 18.JUN.2019 10:59:39

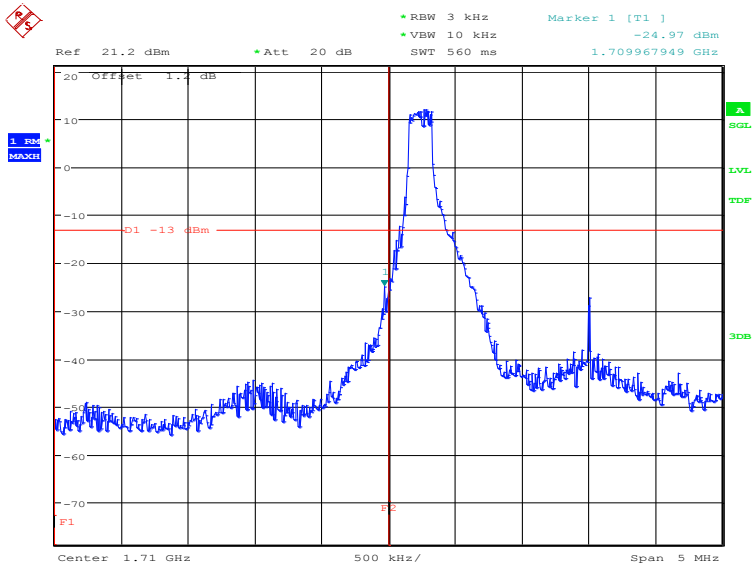


LTE band 66  
OBW: 1RB-low\_offset



Date: 30.MAY.2019 08:24:37

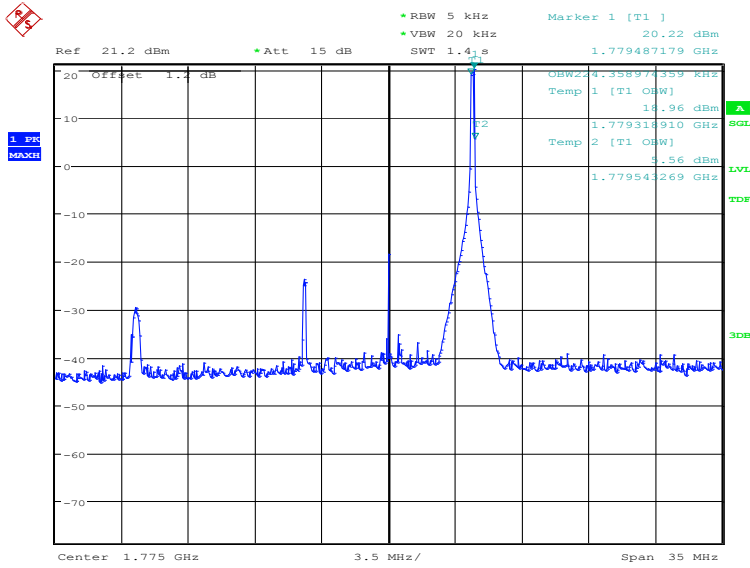
LOW BAND EDGE BLOCK-1RB-low\_offset



Date: 30.MAY.2019 08:24:53

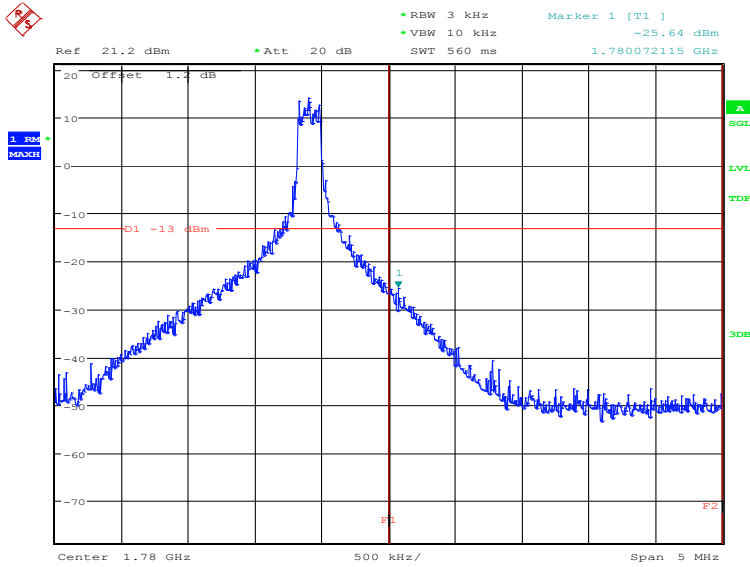


**OBW: 1RB-high\_offset**



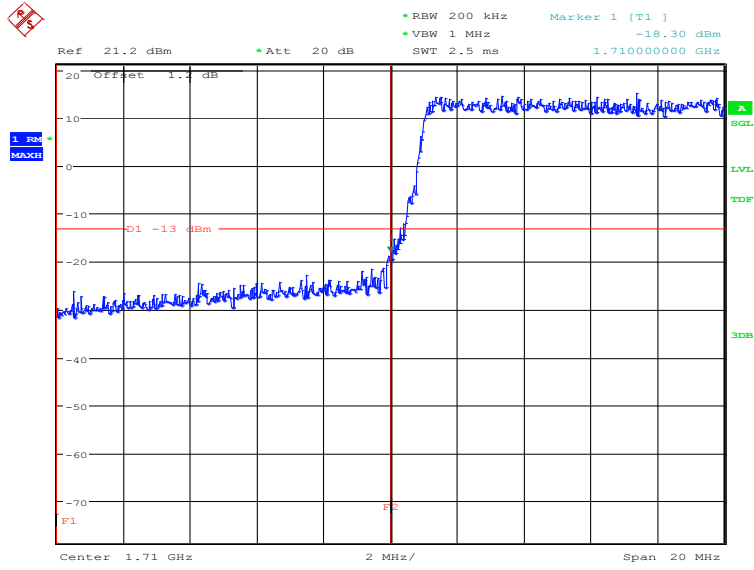
Date: 30.MAY.2019 08:26:51

**HIGH BAND EDGE BLOCK-1RB-high\_offset**



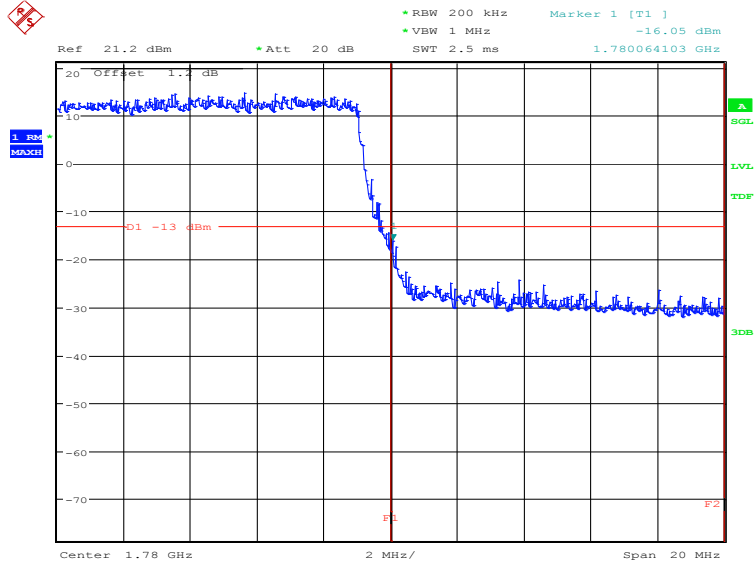
Date: 30.MAY.2019 08:27:06

### LOW BAND EDGE BLOCK-20MHz-100%RB



Date: 30.MAY.2019 08:25:29

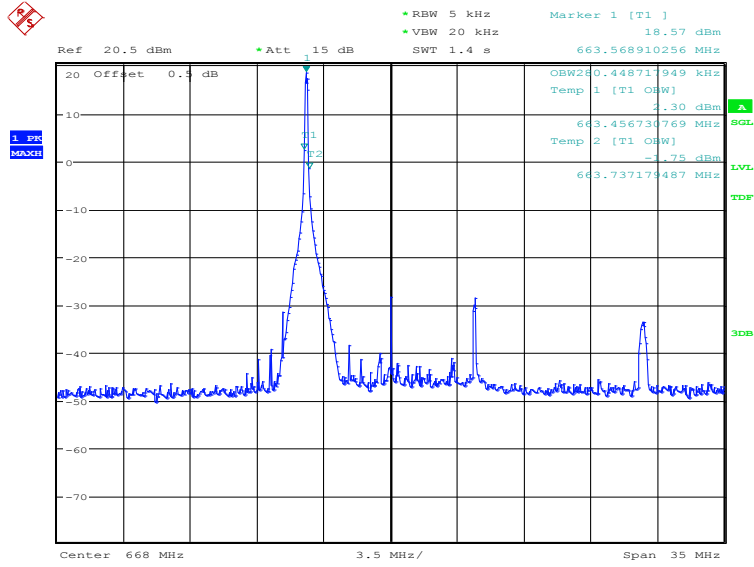
### HIGH BAND EDGE BLOCK-20MHz-100%RB



Date: 30.MAY.2019 08:27:43

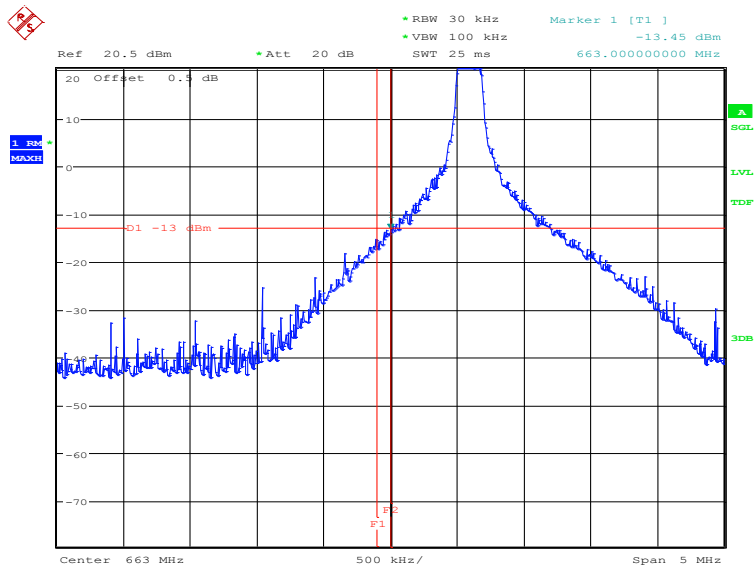


LTE band 71  
OBW: 1RB-low\_offset



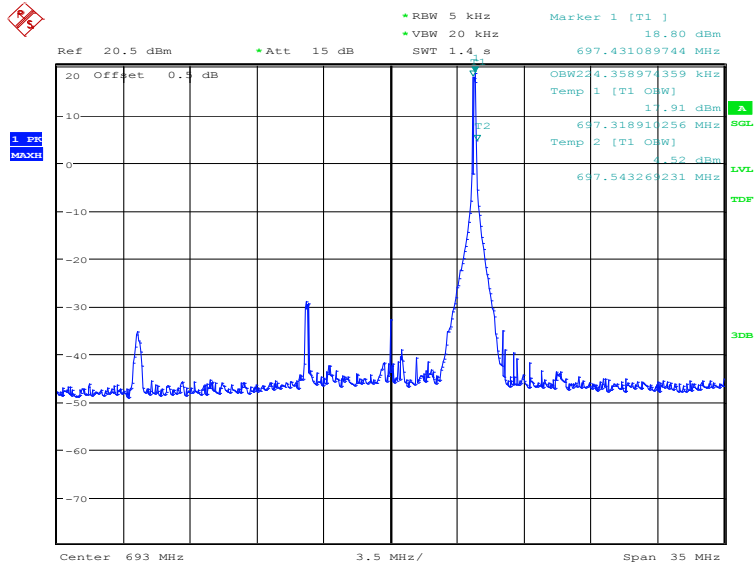
Date: 30.MAY.2019 08:44:51

LOW BAND EDGE BLOCK-1RB-low\_offset



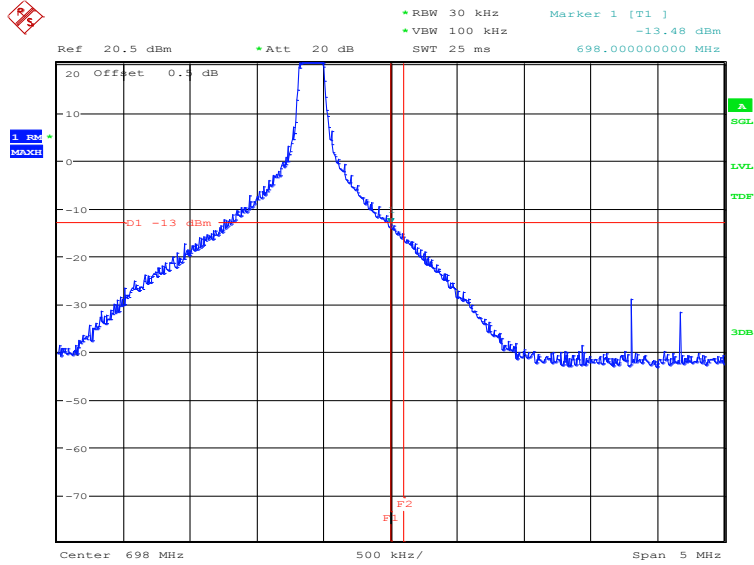
Date: 30.MAY.2019 08:45:06

**OBW: 1RB-high\_offset**



Date: 30.MAY.2019 08:53:15

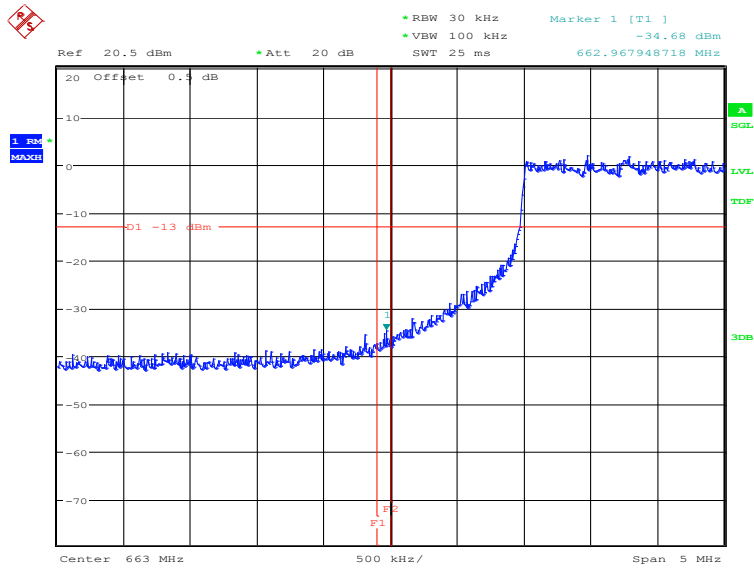
**HIGH BAND EDGE BLOCK-1RB-high\_offset**



Date: 30.MAY.2019 08:53:30

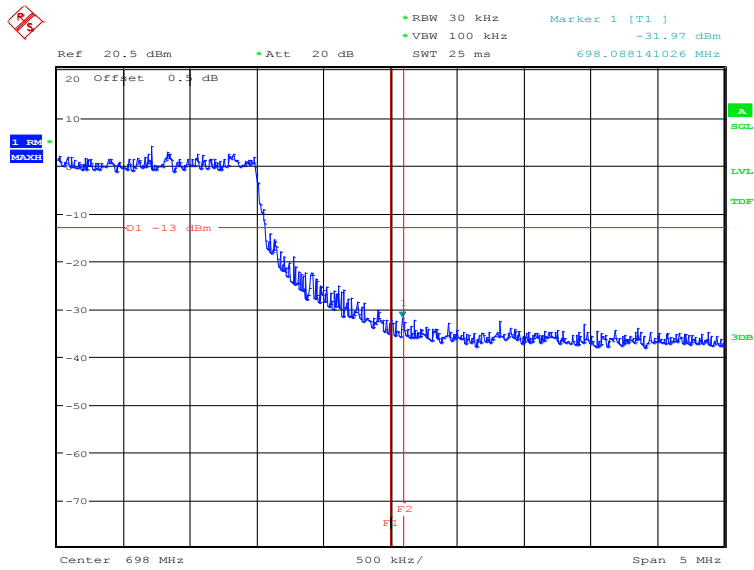


### LOW BAND EDGE BLOCK-20MHz-100%RB



Date: 30.MAY.2019 08:45:43

### HIGH BAND EDGE BLOCK-20MHz-100%RB



Date: 30.MAY.2019 08:48:34

## **A.7 CONDUCTED SPURIOUS EMISSION**

### **A.7.1 Measurement Method**

The following steps outline the procedure used to measure the conducted emissions from the EUT.

1. Determine frequency range for measurements: From CFR 2.1057 the spectrum should be investigated from the lowest radio frequency generated in the equipment up to at least the 10th harmonic of the carrier frequency. For the mobile station equipment tested, this equates to a frequency range of 13 MHz to 9 GHz, data taken from 10 MHz to 25 GHz.
2. Determine EUT transmit frequencies: below outlines the band edge frequencies pertinent to conducted emissions testing.
3. The number of sweep points of spectrum analyzer is set to 30001 which is greater than span/RBW.

### **A. 7.2 Measurement Limit**

Part 22.917, Part 24.238 and Part 27.53(h) specify that the power of any emission outside of the authorized operating frequency ranges must be attenuated below the transmitting power (P) by a factor of at least  $43 + 10 \log(P)$  dB.

The specification that emissions shall be attenuated below the transmitter power (P) by at least  $43 + 10 \log(P)$  dB, translates in the relevant power range (1 to 0.001 W) to -13 dBm. At 1 W the specified minimum attenuation becomes 43 dB and relative to a 30 dBm (1 W) carrier becomes a limit of -13 dBm. At 0.001 W (0 dBm) the minimum attenuation is 13 dB, which again yields a limit of -13 dBm. In this way a translation of the specification from relative to absolute terms is carried out.

Part 27.53(m)(4) specifies for mobile digital stations, the attenuation factor shall be not less than  $40 + 10 \log(P)$  dB on all frequencies between the channel edge and 5 megahertz from the channel edge,  $43 + 10 \log(P)$  dB on all frequencies between 5 megahertz and X megahertz from the channel edge, and  $55 + 10 \log(P)$  dB on all frequencies more than X megahertz from the channel edge, where X is the greater of 6 megahertz or the actual emission bandwidth as defined in paragraph (m)(6) of this section. In addition, the attenuation factor shall not be less than  $43 + 10 \log(P)$  dB on all frequencies between 2490.5 MHz and 2496 MHz and  $55 + 10 \log(P)$  dB at or below 2490.5 MHz. Mobile Satellite Service licensees operating on frequencies below 2495 MHz may also submit a documented interference complaint against BRS licensees operating on channel BRS Channel 1 on the same terms and conditions as adjacent channel BRS or EBS licensees.

Part 27.53(c) states for operations in the 746-758 MHz band and the 776-788 MHz band, the power of any emission outside the licensee's frequency band(s) of operation shall be attenuated below the transmitter power (P) within the licensed band(s) of operation, measured in watts, in accordance with the following:(1) On any frequency outside the 746-758 MHz band, the power of any emission shall be attenuated outside the band below the transmitter power (P) by at least  $43 + 10 \log(P)$  dB;(2) On any frequency outside the 776-788 MHz band, the power of any emission shall be attenuated outside the band below the transmitter power (P) by at least  $43 + 10 \log(P)$  dB;(4) On all frequencies between 763-775 MHz and 793-805 MHz, by a factor not less than  $65 +$



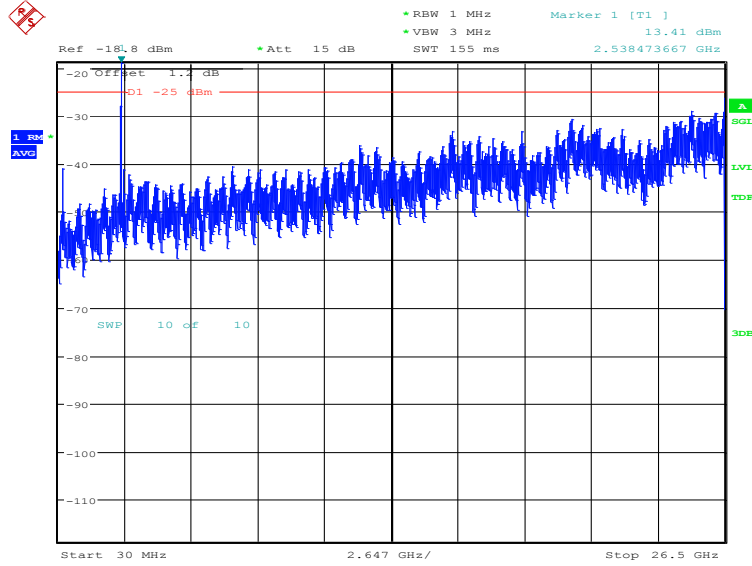
10 log (P) dB in a 6.25 kHz band segment, for mobile and portable stations.

Part 27.53(a) states for mobile and portable stations operating in the 2305–2315 MHz and 2350–2360 MHz bands: By a factor of not less than: 43 + 10 log (P) dB on all frequencies between 2305 and 2320 MHz and on all frequencies between 2345 and 2360 MHz that are outside the licensed band(s) of operation, not less than 55 + 10 log (P) dB on all frequencies between 2320 and 2324 MHz and on all frequencies between 2341 and 2345 MHz, not less than 61 + 10 log (P) dB on all frequencies between 2324 and 2328 MHz and on all frequencies between 2337 and 2341 MHz, and not less than 67 + 10 log (P) dB on all frequencies between 2328 and 2337MHz; By a factor of not less than 43 + 10 log (P) dB on all frequencies between 2300 and 2305 MHz, 55 + 10 log (P) dB on all frequencies between 2296 and 2300MHz, 61 + 10 log (P) dB on all frequencies between 2292 and 2296 MHz, 67 + 10 log (P) dB on all frequencies between 2288 and 2292 MHz, and 70 + 10 log (P) dB below 2288 MHz; By a factor of not less than 43 + 10 log (P) dB on all frequencies between 2360 and 2365 MHz, and not less than 70 + 10 log (P) dB above 2365 MHz.

Part 90.691 states that out-of-band emission requirement shall apply only to the “outer” channels included in an EA license and to spectrum adjacent to interior channels used by incumbent licensees. The emission limits are as follows: For any frequency removed from the EA licensee’s frequency block by up to and including 37.5 kHz, the power of any emission shall be attenuated below the transmitter power (P) in watts by at least  $116\text{Log}_{10}(f/6.1)$  decibels or  $50 + 10\text{Log}_{10}(P)$  decibels or 80 decibels, whichever is the lesser attenuation, where f is the frequency removed from the center of the outer channel in the block in kilohertz and where f is greater than 12.5 kHz. For any frequency removed from the EA licensee’s frequency block greater than 37.5 kHz, the power of any emission shall be attenuated below the transmitter power (P) in watts by at least  $43 + 10\text{Log}_{10}(P)$  decibels or 80 decibels, whichever is the lesser attenuation, where f is the frequency removed from the center of the outer channel in the block in kilohertz and where f is greater than 37.5 kHz.

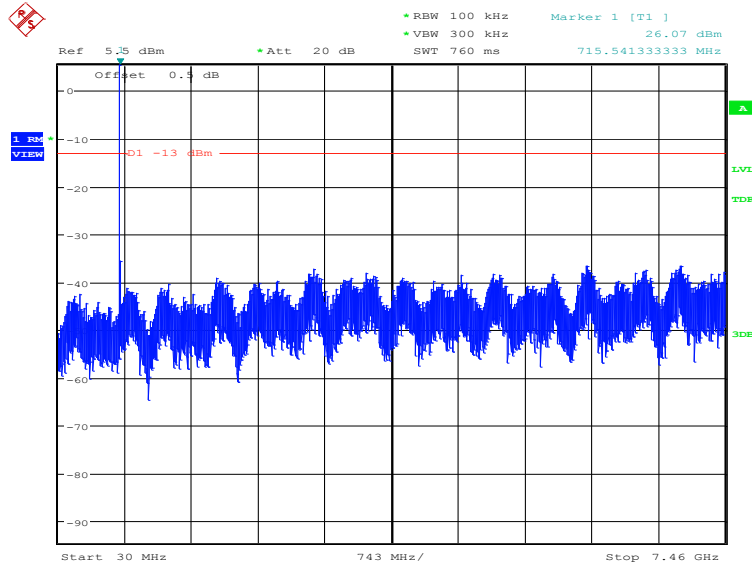
**A. 7.2 Measurement result**  
Only worst case result is given below

**LTE band 7: 30MHz – 26.5GHz**



Date: 10.JUN.2019 09:49:20

**LTE band 12: 30MHz – 7.46GHz**

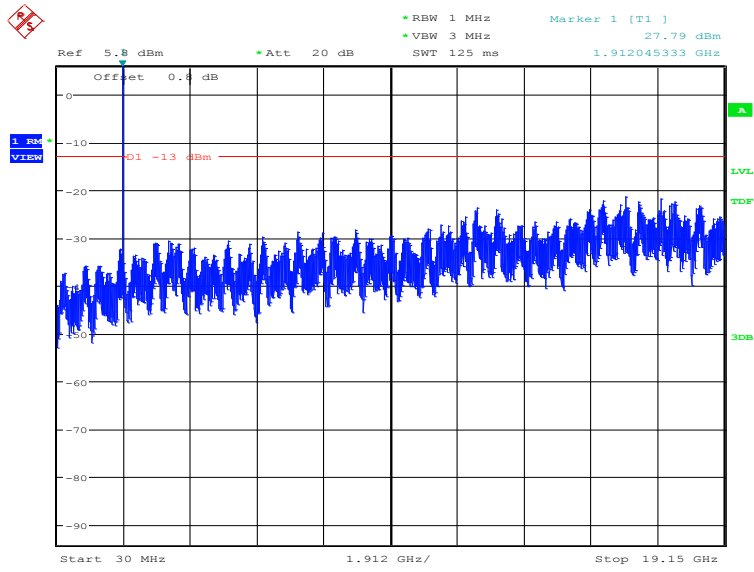


Date: 30.MAY.2019 08:29:48



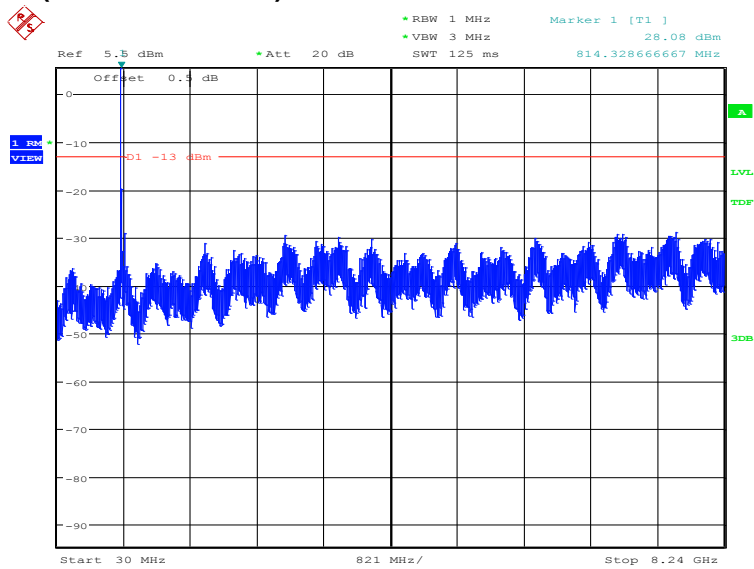


### LTE band 25: 30MHz – 19.15GHz



Date: 30.MAY.2019 08:31:05

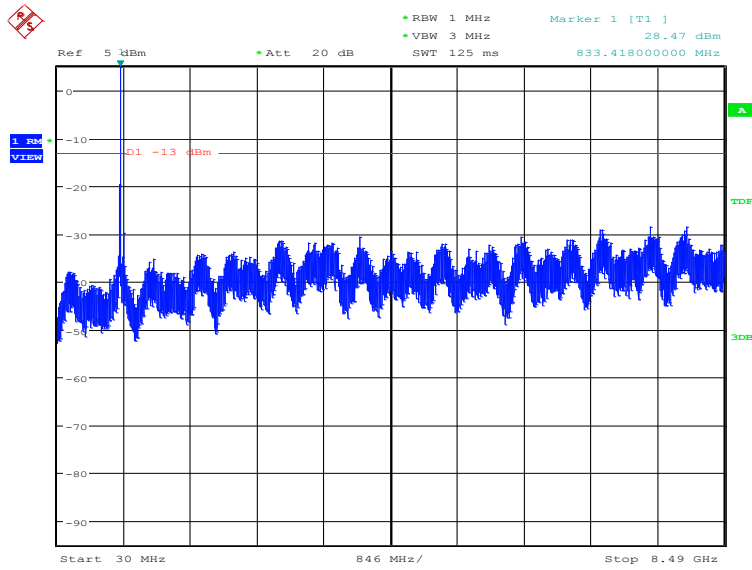
### LTE band 26(814MHz~824MHz): 30MHz – 8.24GHz



Date: 30.MAY.2019 08:32:04



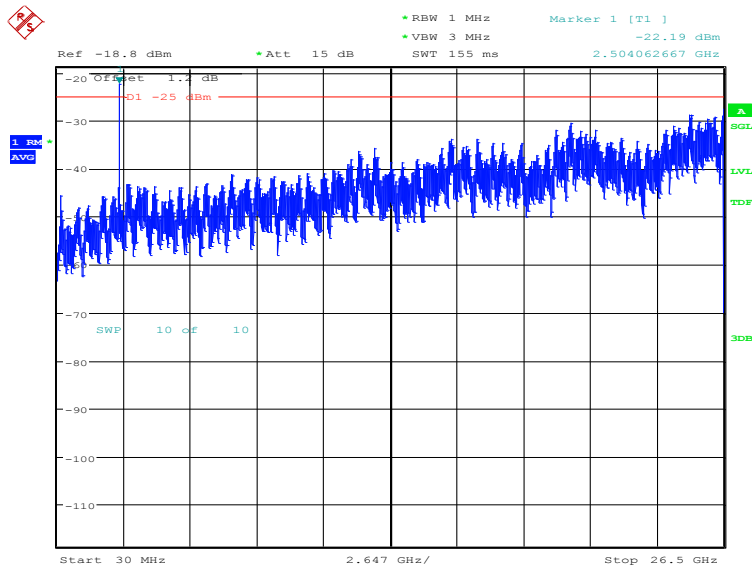
### LTE band 26(824MHz~849MHz): 30MHz – 8.49GHz



Date: 30.MAY.2019 08:31:38

### LTE band 41: 30MHz – 26.5GHz

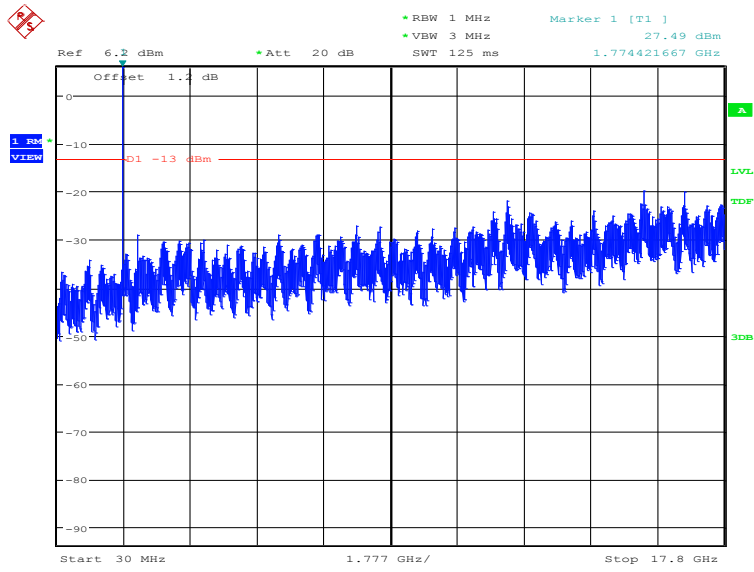
PC2



Date: 10.JUN.2019 09:57:11

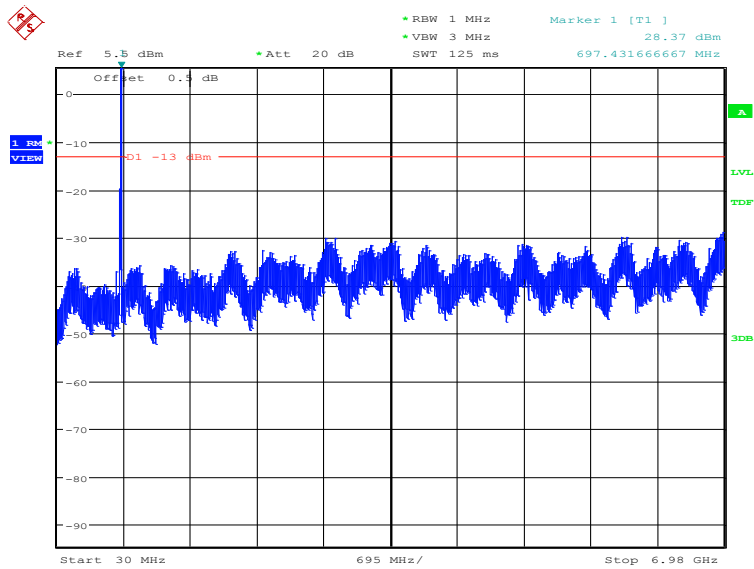


### LTE band 66: 30MHz – 17.8GHz



Date: 30.MAY.2019 08:32:31

### LTE band 71: 30MHz – 6.98GHz



Date: 30.MAY.2019 08:49:46

## **A.8 PEAK-TO-AVERAGE POWER RATIO**

The peak-to-average power ratio (PAPR) of the transmitter output power must not exceed 13 dB. The PAPR measurements should be made using either an instrument with complementary cumulative distribution function (CCDF) capabilities to determine that PAPR will not exceed 13 dB for more than 0.1 percent of the time or other Commission approved procedure. The measurement must be performed using a signal corresponding to the highest PAPR expected during periods of continuous transmission.

According to KDB 971168 5.7.1:

- a) Refer to instrument's analyzer instruction manual for details on how to use the power statistics/CCDF function;
- b) Set resolution/measurement bandwidth  $\geq$  signal's occupied bandwidth;
- c) Set the number of counts to a value that stabilizes the measured CCDF curve;
- d) Set the measurement interval to 1 ms
- e) Record the maximum PAPR level associated with a probability of 0.1%

### **A.8.1 Measurement limit**

not exceed 13 dB

### **A.8.2 Measurement results**

#### **LTE band 7, 20MHz**

Frequency(MHz)	PAPR(dB)	
2535.0	QPSK	16QAM
	6.89	7.40

#### **LTE band 12,10MHz**

Frequency(MHz)	PAPR(dB)	
707.5	QPSK	16QAM
	5.58	6.28

#### **LTE band 25, 20MHz**

Frequency(MHz)	PAPR(dB)	
1882.5	QPSK	16QAM
	6.73	7.37

#### **LTE band 41, 20MHz**

##### **PC2**

Frequency(MHz)	PAPR(dB)	
2593.0	QPSK	16QAM
	8.21	8.91



**LTE band 66, 20MHz**

Frequency(MHz)	PAPR(dB)	
1745.0	QPSK	16QAM
	6.67	7.21

**LTE band 71, 20MHz**

Frequency(MHz)	PAPR(dB)	
680.5	QPSK	16QAM
	6.76	7.37

**ANNEX B: Accreditation Certificate**

United States Department of Commerce  
National Institute of Standards and Technology

**NVLAP**<sup>®</sup>

---

**Certificate of Accreditation to ISO/IEC 17025:2005**

---

NVLAP LAB CODE: 600118-0

**Telecommunication Technology Labs, CAICT**  
Beijing  
China

*is accredited by the National Voluntary Laboratory Accreditation Program for specific services,  
listed on the Scope of Accreditation, for:*

**Electromagnetic Compatibility & Telecommunications**

*This laboratory is accredited in accordance with the recognized International Standard ISO/IEC 17025:2005.  
This accreditation demonstrates technical competence for a defined scope and the operation of a laboratory quality  
management system (refer to joint ISO-ILAC-IAF Communique dated January 2009).*

2018-09-28 through 2019-09-30  
Effective Dates



  
For the National Voluntary Laboratory Accreditation Program

\*\*\*END OF REPORT\*\*\*