



# The Photos of SAR test

No. I17Z62005-SEM01

For

**TCL Communication Ltd.**

**A70A XL TMO**

**Model Name: 6062W**

With

**Hardware Version: 06**

**Software Version: v1A65**

**FCC ID: 2ACCJBT09**



**Note:**

The test results in this test report relate only to the devices specified in this report. This report shall not be reproduced except in full without the written approval of CTTL.

The report must not be used by the client to claim product certification, approval, or endorsement by NVLAP, NIST, or any agency of the U.S. Government.

**Test Laboratory:**

CTTL, Telecommunication Technology Labs, CAICT


No. 51, Huayuan North Road, Haidian District, Beijing, P. R. China 100191.

Tel:+86(0)10-62304633-2512, Fax:+86(0)10-62304633-2504


Email: [ctl\\_terminals@caict.ac.cn](mailto:ctl_terminals@caict.ac.cn), website: [www.caict.ac.cn](http://www.caict.ac.cn)




**Picture - 1 Constituents of the sample**




**Picture - 2 Left Hand Touch Cheek Position**



**Picture - 3 Left Hand Tilt 15° Position**




**Picture - 4 Right Hand Touch Cheek Position**




**Picture - 5 Right Hand Tilt 15° Position**

**Test positions for body:**


The Body SAR is tested at the following 11 test positions all with the distance =10/15/0 mm between the EUT and the phantom bottom:




**Picture - 6 Front**




**Picture - 7 Rear**




**Picture - 8 Left edge**




**Picture - 9 Right edge**




**Picture - 10 Bottom edge**



**Picture - 11 Top edge**




**Picture - 12 Front 15mm**




**Picture - 13 Rear 15mm**






**Picture - 14 Front 0mm**



**Picture - 15 Rear 0mm**



**Picture - 16 Bottom 0mm**