



FCC PART 15 TEST REPORT No.I23Z60871-IOT04

for

TCL Communication Ltd.

Tablet PC

9466X

With

FCC ID: 2ACCJB208

Hardware Version: PIO

Software Version: JY8H

Issued Date: 2023-06-14

Note:

The test results in this test report relate only to the devices specified in this report. This report shall not be reproduced except in full without the written approval of CTTL.

The report must not be used by the client to claim product certification, approval, or endorsement by NVLAP, NIST, or any agency of the U.S.Government.

Test Laboratory:

CTTL-Telecommunication Technology Labs, CAICT

No. 52, Huayuan North Road, Haidian District, Beijing, P. R. China 100191.

Tel:+86(0)10-62304633-2512, Fax:+86(0)10-62304633-2504

Email: ctl_terminals@caict.ac.cn, website: www.caict.ac.cn



REPORT HISTORY

Report Number	Revision	Description	Issue Date
I23Z60871-IOT04	Rev.0	1st edition	2023-06-12
I23Z60871-IOT04	Rev.1	Update Reference Documents for testing	2023-06-14

CONTENTS

CONTENTS	3
1. TEST LATORATORY	5
1.1. INTRODUCTION & ACCREDITATION	5
1.2. TESTING LOCATION	5
1.3. TESTING ENVIRONMENT.....	5
1.4. PROJECT DATE	5
1.5. SIGNATURE	6
2. CLIENT INFORMATION.....	7
2.1. APPLICANT INFORMATION	7
2.2. MANUFACTURER INFORMATION	7
3. EQUIPMENT UNDER TEST (EUT) AND ANCILLARYEQUIPMENT(AE)	8
3.1. ABOUT EUT	8
3.2. INTERNAL IDENTIFICATION OF EUT USED DURING THE TEST	8
3.3. INTERNAL IDENTIFICATION OF AE USED DURING THE TEST	8
3.4. GENERAL DESCRIPTION.....	8
3.5. INTERPRETATION OF THE TEST ENVIRONMENT.....	9
4. REFERENCE DOCUMENTS	9
4.1. DOCUMENTS SUPPLIED BY APPLICANT	9
4.2. REFERENCE DOCUMENTS FOR TESTING.....	9
5. LABORATORY ENVIRONMENT.....	9
6. SUMMARY OF TEST RESULTS	10
6.1. SUMMARY OF TEST RESULTS.....	10
6.2. STATEMENTS.....	10
6.3. TEST CONDITIONS	10
7. TEST EQUIPMENTS UTILIZED	11
8. MEASUREMENT UNCERTAINTY	12
8.1 TRANSMITTER OUTPUT POWER	12
8.2 PEAK POWER SPECTRAL DENSITY	12
8.3 OCCUPIED CHANNEL BANDWIDTH	12
8.4 BAND EDGES COMPLIANCE	12
8.5 SPURIOUS EMISSIONS	12
8.6 AC POWER-LINE CONDUCTED EMISSION	12
ANNEX A: MEASUREMENT RESULTS.....	13
A.1. MEASUREMENT METHOD	13
A.2. MAXIMUM OUTPUT POWER	14
A.3. PEAK POWER SPECTRAL DENSITY (CONDUCTED).....	17



A.4. OCCUPIED 26DB BANDWIDTH(CONDUCTED)..... 18

A.5. BAND EDGES COMPLIANCE 36

A5.1 BAND EDGES - RADIATED..... 36

A.6. TRANSMITTER SPURIOUS EMISSION 49

A.7. AC POWERLINE CONDUCTED EMISSION (150KHZ- 30MHZ)..... 86

A.8. 99% OCCUPIED BANDWIDTH 89

A.9. POWER CONTROL 95

ANNEX B: EUT PARAMETERS..... 95

ANNEX C: ACCREDITATION CERTIFICATE 95



1. TEST LABORATORY

1.1. Introduction & Accreditation

Telecommunication Technology Labs, CAICT is an ISO/IEC 17025:2017 accredited test laboratory under NATIONAL VOLUNTARY LABORATORY ACCREDITATION PROGRAM (NVLAP) with lab code 600118-0, and is also an FCC accredited test laboratory (CN5017), and ISED accredited test laboratory (ISED#: 24849). The detail accreditation scope can be found on NVLAP website.

1.2. Testing Location

Conducted testing Location: CTTL(Huayuan North Road)

Address: No. 52, Huayuan North Road, Haidian District, Beijing,
P. R. China100191

Radiated testing Location: CTTL(BDA)

Address: No.18A, Kangding Street, Beijing Economic-Technology
Development Area, Beijing, 100176, P. R. China

1.3. Testing Environment

Normal Temperature: 15-35°C


Relative Humidity: 20-75%

1.4. Project date

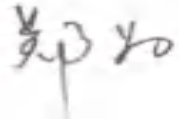
Testing Start Date: 2023-04-13

Testing End Date: 2023-06-14

1.5. Signature



Xie Xiuzhen
(Prepared this test report)



Zheng Wei
(Reviewed this test report)



Pang Shuai
(Approved this test report)



2. CLIENT INFORMATION

2.1.Applicant Information

Company Name: TCL Communication Ltd.
Address: 5/F, Building 22E, 22 Science Park East Avenue, Hong Kong Science
Park, Shatin, NT, Hong Kong
City: Hong Kong
Postal Code: /
Country: China
Telephone: +86 755 3661 1621
Fax: +86 755 3661 2000-81722

2.2.Manufacturer Information

Company Name: TCL Communication Ltd.
Address: 5/F, Building 22E, 22 Science Park East Avenue, Hong Kong Science
Park, Shatin, NT, Hong Kong
City: Hong Kong
Postal Code: /
Country: China
Telephone: +86 755 3661 1621
Fax: +86 755 3661 2000-81722

3. EQUIPMENT UNDER TEST (EUT) AND

ANCILLARY EQUIPMENT(AE)

3.1. About EUT

Description	Tablet PC
Model name	9466X
FCC ID	2ACCJB208
WLAN Frequency Band	ISM Bands: -5150MHz~5250MHz -5250MHz~5350MHz -5470MHz~5725MHz
Type of modulation	OFDM
Antenna	Integral Antenna
Voltage	3.85V

3.2. Internal Identification of EUT used during the test

EUT ID*	SN or IMEI	HW Version	SW Version
UT02a(9166G)	/	PIO	JY1H
UT13a(9166G)	/	PIO	JY1H
UT01a(9466X)	SWAMPVG6LVT8QSDU	PIO	JY8H

*EUT ID: is used to identify the test sample in the lab internally.

UT01a/01a is used for Conduction test, UT13a is used for Radiation test.

3.3. Internal Identification of AE used during the test

AE ID*	Description	Note	Manufacturer
AE1	Battery	TLp078CA	tianmao
AE2	Charger	FG18AOC3.0UU	Huizhou Juwei Electronics Co.,Ltd
AE3	USB cable	JWUB1526-M01R	Juwei Electronctcs Co.,LTD

*AE ID: is used to identify the test sample in the lab internally.

3.4. General Description

The Equipment under Test (EUT) is a model of Tablet PC with integrated antenna and inbuilt battery.

It has Bluetooth (EDR)function.

It consists of normal options: travel charger, USB cable.

Manual and specifications of the EUT were provided to fulfil the test.

Samples undergoing test were selected by the client.

3.5. Interpretation of the Test Environment

For the test methods, the test environment uncertainty figures correspond to an expansion factor $k=2$.

Measurement Uncertainty

Parameter	Uncertainty
temperature	0.48°C
humidity	2 %
DC voltages	0.003V

4. REFERENCE DOCUMENTS

4.1. Documents supplied by applicant

EUT feature information is supplied by the applicant or manufacturer, which is the basis of testing.

4.2. Reference Documents for testing

The following documents listed in this section are referred for testing.

FCC Part15	Title 47 of the Code of Federal Regulations; Chapter I Part 15 - Radio frequency devices	2021
ANSI C63.10	Methods of Measurement of Radio-Noise Emissions from Low-Voltage Electrical and Electronic Equipment in the Range of 9 kHz to 40 GHz	2013
UNII: KDB 789033 D02	General U-NII Test Procedures New Rules v02r01	2017-12

5. LABORATORY ENVIRONMENT

Conducted RF performance testing is performed in shielding room.

EMC performance testing is performed in Semi-anechoic chamber.

6. SUMMARY OF TEST RESULTS

6.1. Summary of Test Results

SUMMARY OF MEASUREMENT RESULTS	Sub-clause of Part15E	Sub-clause of IC	Verdict
Maximum Output Power	15.407	/	P
Peak Power Spectral Density	15.407	/	P
Occupied 26dB Bandwidth	15.403	/	P
Band edge compliance (Radiated)	15.209	/	P
Transmitter spurious emissions (Radiated)	15.407	/	P
AC Powerline Conducted Emission (150kHz- 30MHz)	15.407	/	P
Frequency Stability	15.407	/	P
99% Occupied bandwidth	/	/	P
Transmit Power Control	15.407	/	NA

Please refer to **ANNEX A** for detail.

Terms used in Verdict column

P	Pass, The EUT complies with the essential requirements in the standard.
NM	Not measured, The test was not measured by CTTL
NA	Not Applicable, The test was not applicable
F	Fail, The EUT does not comply with the essential requirements in the standard

6.2. Statements

CTTL has evaluated the test cases requested by the client/manufacturer as listed in section 6.1 of this report for the EUT specified in section 3 according to the standards or reference documents listed in section 4.1.

This report only deals with the WLAN function among the features described in section 3.

The Equipment Under Test (EUT) model 9466X (FCC ID: 2ACCJB208) is a variant product of 9166G (FCC ID: 2ACCJB204), according to the declaration of changes provided by the applicant and FCC KDB publication 484596 D01, maximum output power was performed on this device, other test results are derived from test report No.I23Z60660-IOT04.

For detail differences between two models please refer the Declaration of Changes document.

6.3. Test Conditions

For this report, all the test cases are tested under normal temperature and normal voltage, and also under norm humidity, the specific condition is shown as follows:

Temperature	26°C
Voltage	3.85V
Humidity	44%

7. TEST EQUIPMENTS UTILIZED

Conducted test system

No.	Equipment	Model	Serial Number	Manufacturer	Calibration Period	Calibration Due date
1	Vector Signal Analyzer	FSQ40	200089	Rohde & Schwarz	1 year	2023-06-15
2	LISN	ENV216	101200	Rohde & Schwarz	1 year	2023-06-29
3	Test Receiver	ESCI	100344	Rohde & Schwarz	1 year	2024-02-21
4	Shielding Room	S81	/	ETS-Lindgren	/	/

Radiated emission test system

No.	Equipment	Model	Serial Number	Manufacturer	Calibration Period	Calibration Due date
1	Test Receiver	ESU26	100376	Rohde & Schwarz	1 year	2023-09-22
2	Test Receiver	ESW44	103015	Rohde & Schwarz	1 year	2024-01-12
3	Loop Antenna	HFH2-Z2	829324/007	Rohde & Schwarz	1 year	2023-12-23
4	BiLog Antenna	VULB9163	01177	Schwarzbeck	1 year	2023-08-03
5	Dual-Ridge Waveguide Horn Antenna	3117	00119024	ETS-Lindgren	1 year	2023-06-07
6	Dual-Ridge Waveguide Horn Antenna	LB-180400-25-C-KF	J211060826	ETS-Lindgren	1 year	2024-03-02

8. Measurement Uncertainty

8.1 Transmitter Output Power

Measurement Uncertainty: 0.387dB,k=1.96

8.2 Peak Power Spectral Density

Measurement Uncertainty: 0.705dB,k=1.96

8.3 Occupied Channel Bandwidth

Measurement Uncertainty: 60.80Hz,k=1.96

8.4 Band Edges Compliance

Measurement Uncertainty : 0.62dB,k=1.96

8.5 Spurious Emissions

Conducted (k=1.96)

Frequency Range	Uncertainty(dB)
$30\text{MHz} \leq f \leq 2\text{GHz}$	1.22
$2\text{GHz} \leq f \leq 3.6\text{GHz}$	1.22
$3.6\text{GHz} \leq f \leq 8\text{GHz}$	1.22
$8\text{GHz} \leq f \leq 12.75\text{GHz}$	1.51
$12.75\text{GHz} \leq f \leq 26\text{GHz}$	1.51
$26\text{GHz} \leq f \leq 40\text{GHz}$	1.59

Radiated (k=2)

Frequency Range	Uncertainty(dB)
9kHz-30MHz	/
$30\text{MHz} \leq f \leq 1\text{GHz}$	5.73
$1\text{GHz} \leq f \leq 18\text{GHz}$	5.58
$18\text{GHz} \leq f \leq 40\text{GHz}$	3.37

8.6 AC Power-line Conducted Emission

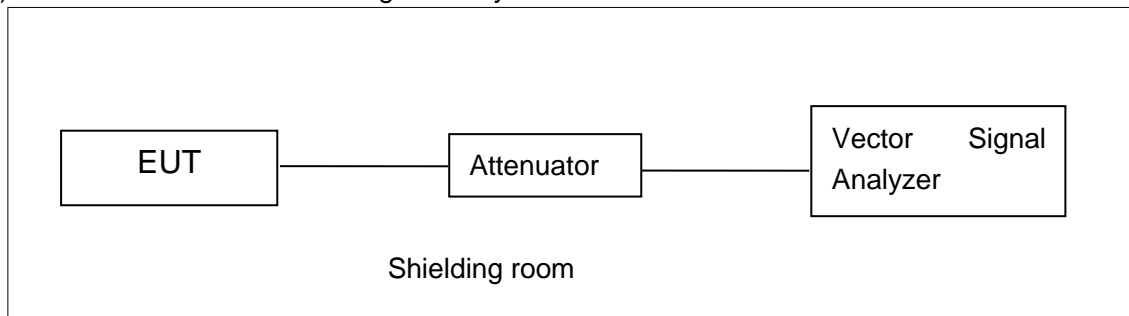
Measurement Uncertainty : 3.08,k=2

ANNEX A: MEASUREMENT RESULTS

A.1. Measurement Method

A.1.1. Conducted Measurements

- 1). Connect the EUT to the test system correctly.
- 2). Set the EUT to the required work mode.
- 3). Set the EUT to the required channel.
- 4). Set the spectrum analyzer to start measurement.
- 5). Record the values. Vector Signal Analyzer

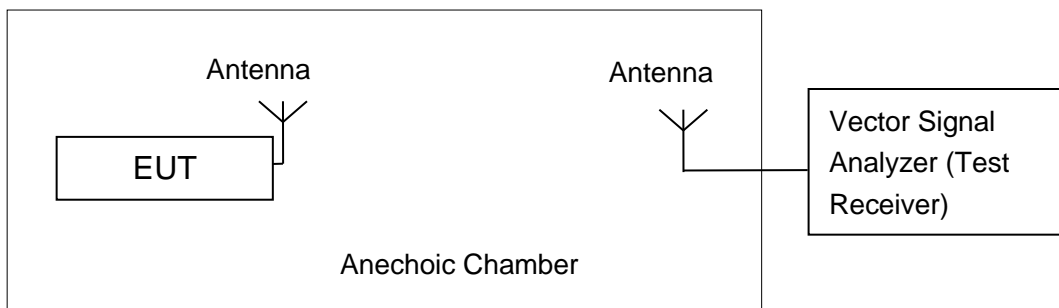


A.1.2. Radiated Emission Measurements

In the case of radiated emission, the used settings are as follows,

Sweep frequency from 30 MHz to 1GHz, RBW = 100 kHz, VBW = 300 kHz;

Sweep frequency from 1 GHz to 26GHz, RBW = 1MHz, VBW = 10Hz;



The measurement is made according to KDB 789033

The radiated emission test is performed in semi-anechoic chamber. The distance from the EUT to the reference point of measurement antenna is 3m. The test is carried out on both vertical and horizontal polarization and only maximization result of both polarizations is kept. During the test, the turntable is rotated 360° and the measurement antenna is moved from 1m to 4m to get the maximization result.

A.2. Maximum output Power

Measurement Limit and Method:

Standard	Frequency (MHz)	Limit (dBm)
FCC CRF Part 15.407(a)	5150MHz~5250MHz	24dBm
	5250MHz~5350MHz	24dBm or 11+10logB
	5470MHz~5725MHz	24dBm or 11+10logB

Limit use the less value, and B is the 26dB bandwidth.

The measurement method SA-2 is made according to KDB 789033

EUT ID: UT01a(9466X)

Measurement Results:

802.11a mode

Mode	Frequency	Test Result (dBm)							
		Data Rate (Mbps)							
		6	9	12	18	24	36	48	54
802.11a	5180MHz	16.23	/	/	/	/	/	/	/
	5200MHz	16.55	/	/	/	/	/	/	/
	5240MHz	16.56	/	/	/	/	/	/	/
	5260MHz	16.72	/	/	/	/	/	/	/
	5280MHz	16.54	/	/	/	/	/	/	/
	5320MHz	16.18	/	/	/	/	/	/	/
	5500MHz	15.62	/	/	/	/	/	/	/
	5580MHz	17.62	/	/	/	/	/	/	/
	5700MHz	17.08	/	/	/	/	/	/	/
	5720MHz	16.96	/	/	/	/	/	/	/

The data rate 6Mbps is selected as worst condition, and the following cases are performed with this condition.

802.11n-HT20 mode

Mode	Frequency	Test Result (dBm)							
		Data Rate							
		MCS0	MCS1	MCS2	MCS3	MCS4	MCS5	MCS6	MCS7
802.11n (HT20)	5180MHz	15.74	/	/	/	/	/	/	/
	5200MHz	16.82	/	/	/	/	/	/	/
	5240MHz	16.61	/	/	/	/	/	/	/
	5260MHz	15.70	/	/	/	/	/	/	/
	5280MHz	15.75	/	/	/	/	/	/	/
	5320MHz	15.59	/	/	/	/	/	/	/
	5500MHz	16.07	/	/	/	/	/	/	/
	5580MHz	15.82	/	/	/	/	/	/	/
	5700MHz	15.74	/	/	/	/	/	/	/
	5720MHz	15.38	/	/	/	/	/	/	/

The data rate MCS0 is selected as worst condition, and the following cases are performed with

this condition.

802.11ac-HT20 mode

Mode	Frequency	Test Result (dBm)								
		Data Rate								
		MCS0	MCS1	MCS2	MCS3	MCS4	MCS5	MCS6	MCS7	MCS8
802.11ac (HT20)	5180MHz	15.71	/	/	/	/	/	/	/	/
	5200MHz	15.52	/	/	/	/	/	/	/	/
	5240MHz	15.76	/	/	/	/	/	/	/	/
	5260MHz	15.91	/	/	/	/	/	/	/	/
	5280MHz	15.95	/	/	/	/	/	/	/	/
	5320MHz	15.80	/	/	/	/	/	/	/	/
	5500MHz	15.05	/	/	/	/	/	/	/	/
	5580MHz	16.44	/	/	/	/	/	/	/	/
	5700MHz	15.70	/	/	/	/	/	/	/	/
	5720MHz	15.75	/	/	/	/	/	/	/	/

The data rate MCS0 is selected as worst condition, and the following cases are performed with this condition.

802.11n-HT40 mode

Mode	Frequency	Test Result (dBm)							
		Data Rate							
		MCS0	MCS1	MCS2	MCS3	MCS4	MCS5	MCS6	MCS7
802.11n (HT40)	5190MHz	15.02	/	/	/	/	/	/	/
	5230MHz	16.83	/	/	/	/	/	/	/
	5270MHz	16.28	/	/	/	/	/	/	/
	5310MHz	16.33	/	/	/	/	/	/	/
	5510MHz	15.01	/	/	/	/	/	/	/
	5550MHz	16.11	/	/	/	/	/	/	/
	5670MHz	16.59	/	/	/	/	/	/	/
	5710MHz	16.29	/	/	/	/	/	/	/

The data rate MCS0 is selected as worst condition, and the following cases are performed with this condition.

802.11ac-HT40 mode

Mode	Frequency	Test Result (dBm)									
		Data Rate									
		MCS0	MCS1	MCS2	MCS3	MCS4	MCS5	MCS6	MCS7	MCS8	MCS9
802.11ac (HT40)	5190MHz	11.91	/	/	/	/	/	/	/	/	/
	5230MHz	15.76	/	/	/	/	/	/	/	/	/
	5270MHz	15.36	/	/	/	/	/	/	/	/	/
	5310MHz	15.01	/	/	/	/	/	/	/	/	/
	5510MHz	14.48	/	/	/	/	/	/	/	/	/

	5550MHz	15.85	/	/	/	/	/	/	/	/	/
	5670MHz	15.24	/	/	/	/	/	/	/	/	/
	5710MHz	15.82	/	/	/	/	/	/	/	/	/

The data rate MCS0 is selected as worst condition, and the following cases are performed with this condition.

802.11ac-HT80 mode

Mode	Frequency	Test Result (dBm)									
		Data Rate									
		MCS0	MCS1	MCS2	MCS3	MCS4	MCS5	MCS6	MCS7	MCS8	MCS9
802.11ac (HT80)	5210MHz	14.28	/	/	/	/	/	/	/	/	/
	5290MHz	15.13	/	/	/	/	/	/	/	/	/
	5530MHz	12.02	/	/	/	/	/	/	/	/	/
	5610MHz	15.67	/	/	/	/	/	/	/	/	/
	5690MHz	14.97	/	/	/	/	/	/	/	/	/

The data rate MCS0 is selected as worst condition, and the following cases are performed with this condition.

The duty cycle of all mode are 100%

Conclusion: PASS

A.3. Peak Power Spectral Density (conducted)

Measurement Limit:

Standard	Frequency (MHz)	Limit (dBm/MHz)
FCC CRF Part 15.407(a)	5150MHz~5250MHz	11
	5250MHz~5350MHz	11
	5470MHz~5725MHz	11

The output power measurement method Section F is made according to KDB 789033

Measurement Results:

Mode	Frequency	Power Spectral Density (dBm/MHz)	Conclusion
802.11a	5180 MHz	6.93	P
	5200 MHz	7.00	P
	5240 MHz	6.98	P
	5260 MHz	7.19	P
	5280 MHz	7.19	P
	5320 MHz	6.99	P
	5500 MHz	6.65	P
	5580 MHz	7.72	P
	5700 MHz	7.16	P
	5720 MHz	6.96	P
802.11n HT20	5180 MHz	5.71	P
	5200 MHz	5.83	P
	5240 MHz	5.80	P
	5260 MHz	5.57	P
	5280 MHz	6.02	P
	5320 MHz	5.79	P
	5500 MHz	6.35	P
	5580 MHz	6.41	P
	5700 MHz	5.96	P
	5720 MHz	5.56	P
802.11n HT40	5190 MHz	2.03	P
	5230 MHz	4.16	P
	5270 MHz	3.90	P
	5310 MHz	0.84	P
	5510 MHz	-0.70	P
	5550 MHz	3.93	P
	5670 MHz	3.82	P
	5710 MHz	3.92	P
802.11ac VHT80	5210MHz	-3.64	P
	5290MHz	-1.75	P
	5530MHz	-4.39	P

	5610MHz	-0.48	P
	5690MHz	-1.09	P

Conclusion: PASS

A.4. Occupied 26dB Bandwidth(conducted)

Measurement Limit:

Standard	Limit (kHz)
FCC 47 CFR Part 15.403 (i)	/

The measurement is made according to KDB 789033

Measurement Uncertainty:

Measurement Uncertainty	60.80Hz
-------------------------	---------

Measurement Result:

Mode	Frequency	Occupied 26dB Bandwidth (MHz)		conclusion
802.11a	5180 MHz	Fig.1	27.10	P
	5200 MHz	Fig.2	26.25	P
	5240 MHz	Fig.3	25.95	P
	5260 MHz	Fig.4	25.60	P
	5280 MHz	Fig.5	26.15	P
	5320 MHz	Fig.6	25.60	P
	5500 MHz	Fig.7	23.35	P
	5580 MHz	Fig.8	26.45	P
	5700 MHz	Fig.9	26.50	P
	5720 MHz	Fig.10	26.00	P
802.11n HT20	5180 MHz	Fig.11	24.50	P
	5200 MHz	Fig.12	23.80	P
	5240 MHz	Fig.13	23.85	P
	5260 MHz	Fig.14	24.10	P
	5280 MHz	Fig.15	23.65	P
	5320 MHz	Fig.16	24.60	P
	5500 MHz	Fig.17	24.80	P
	5580 MHz	Fig.18	24.60	P
	5700 MHz	Fig.19	24.70	P
	5720 MHz	Fig.20	23.10	P
802.11n HT40	5190 MHz	Fig.21	40.80	P
	5230 MHz	Fig.22	42.32	P
	5270 MHz	Fig.23	41.52	P
	5310 MHz	Fig.24	41.04	P

	5510 MHz	Fig.25	40.96	P
	5550 MHz	Fig.26	42.08	P
	5670 MHz	Fig.27	42.08	P
	5710 MHz	Fig.28	42.80	P
802.11ac VHT80	5210MHz	Fig.29	81.92	P
	5290MHz	Fig.30	82.08	P
	5530MHz	Fig.31	81.92	P
	5610MHz	Fig.32	86.40	P
	5690MHz	Fig.33	84.48	P

Conclusion: PASS

Test graphs as below:

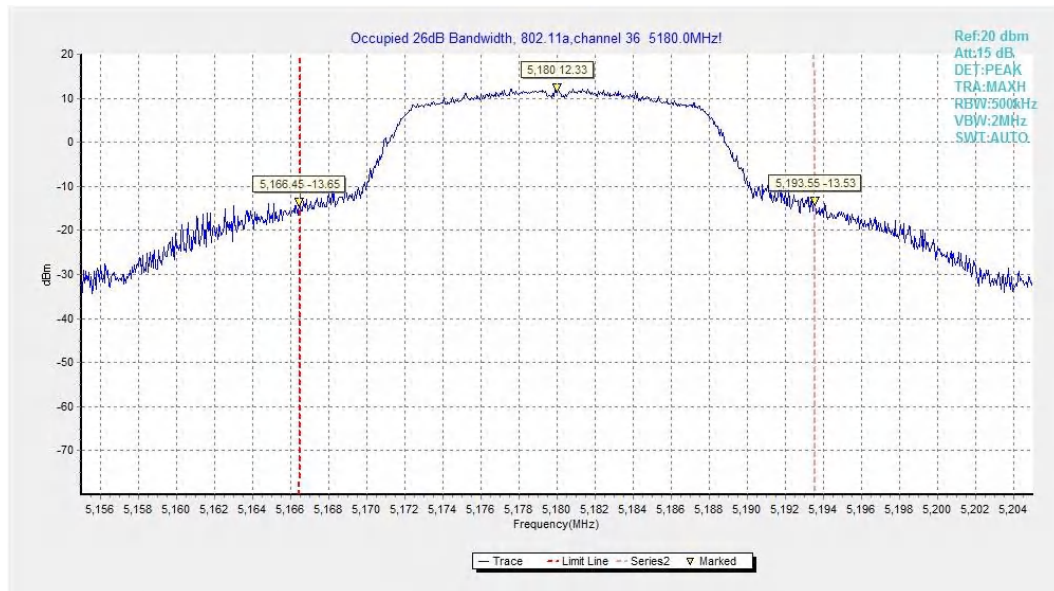


Fig.1 Occupied 26dB Bandwidth (802.11a, 5180MHz)

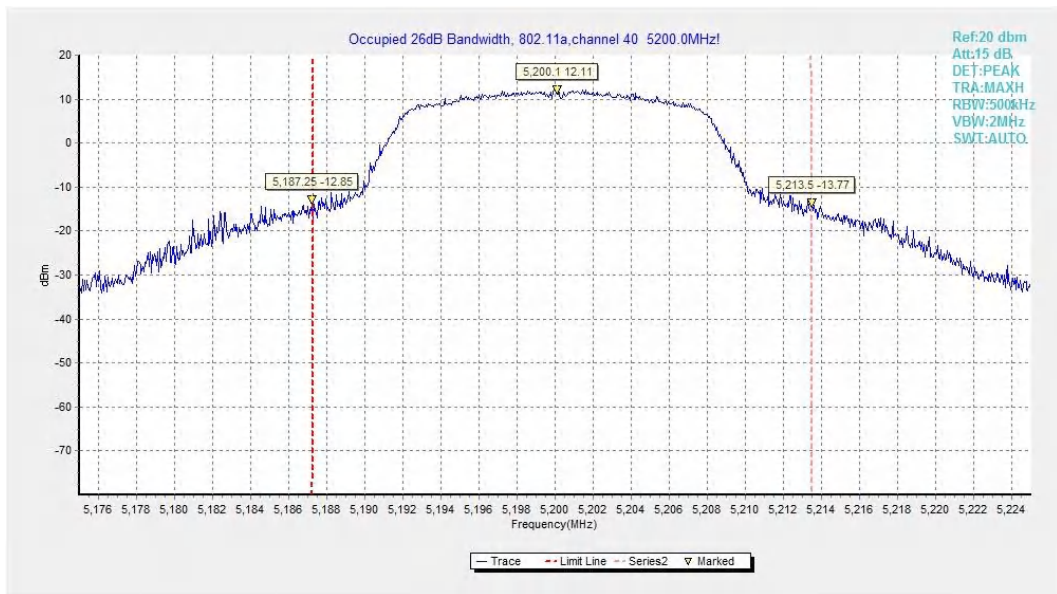


Fig.2 Occupied 26dB Bandwidth (802.11a, 5200MHz)

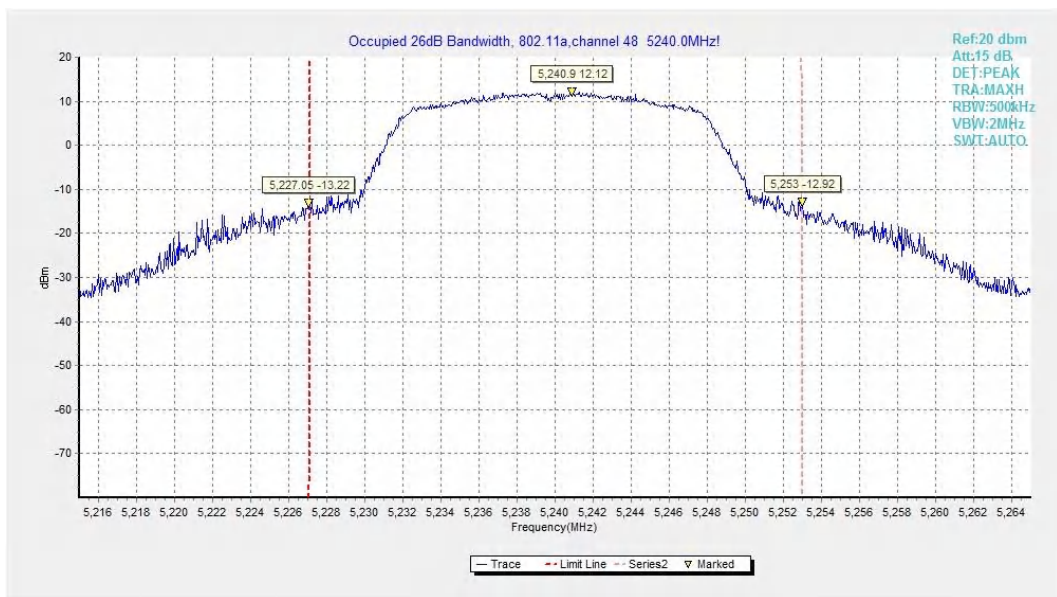


Fig.3 Occupied 26dB Bandwidth (802.11a, 5240MHz)

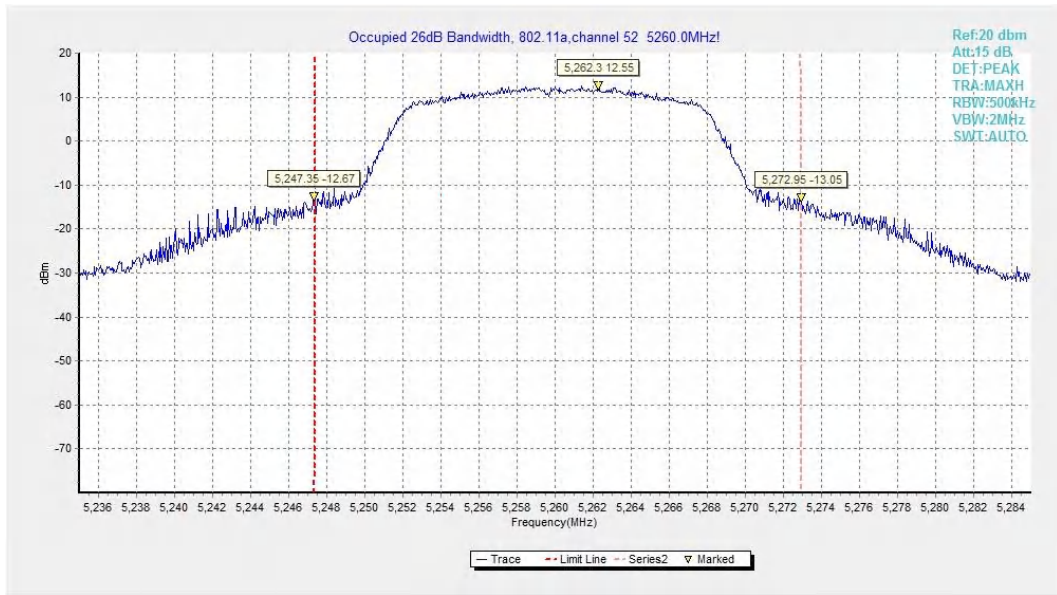


Fig.4 Occupied 26dB Bandwidth (802.11a, 5260MHz)

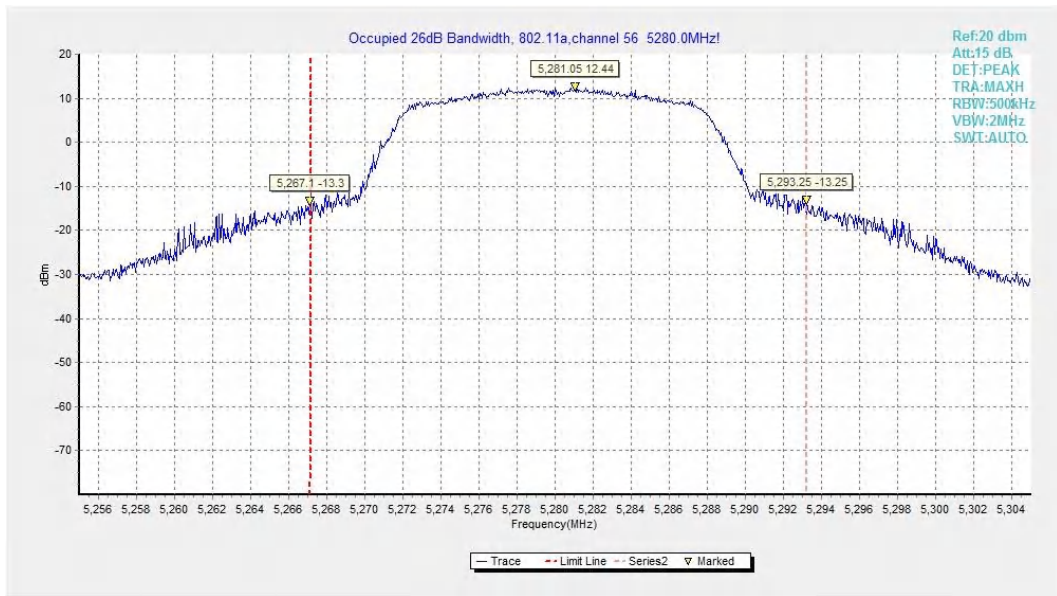


Fig.5 Occupied 26dB Bandwidth (802.11a, 5280MHz)

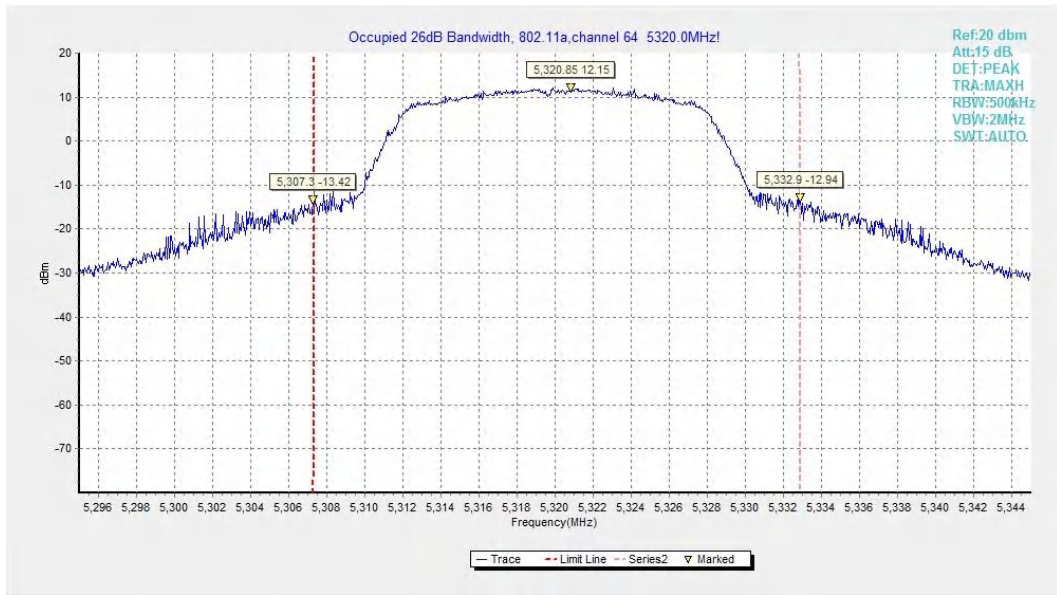


Fig.6 Occupied 26dB Bandwidth (802.11a, 5320MHz)

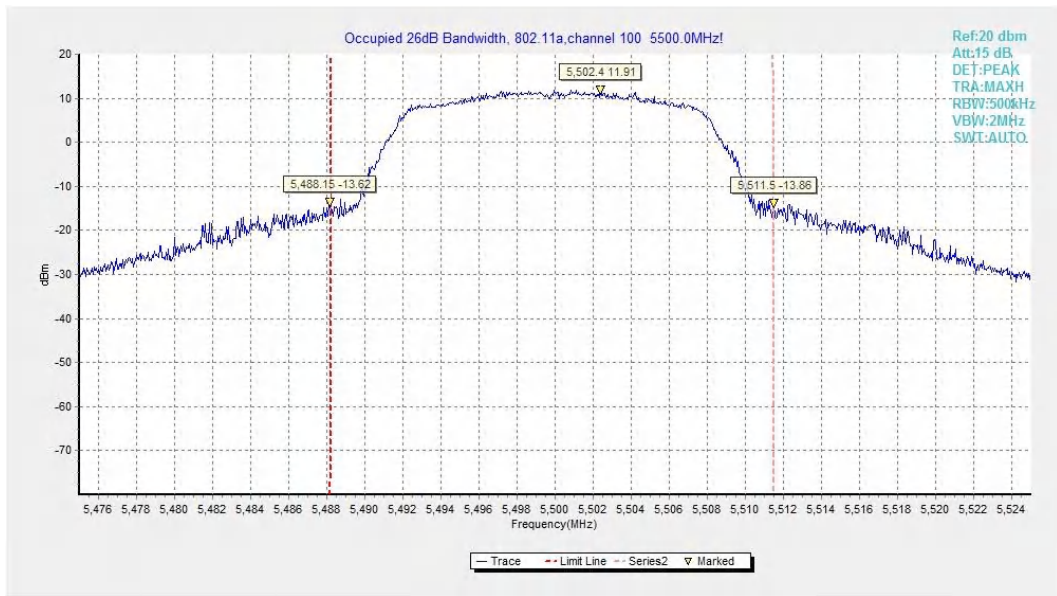


Fig.7 Occupied 26dB Bandwidth (802.11a, 5500MHz)

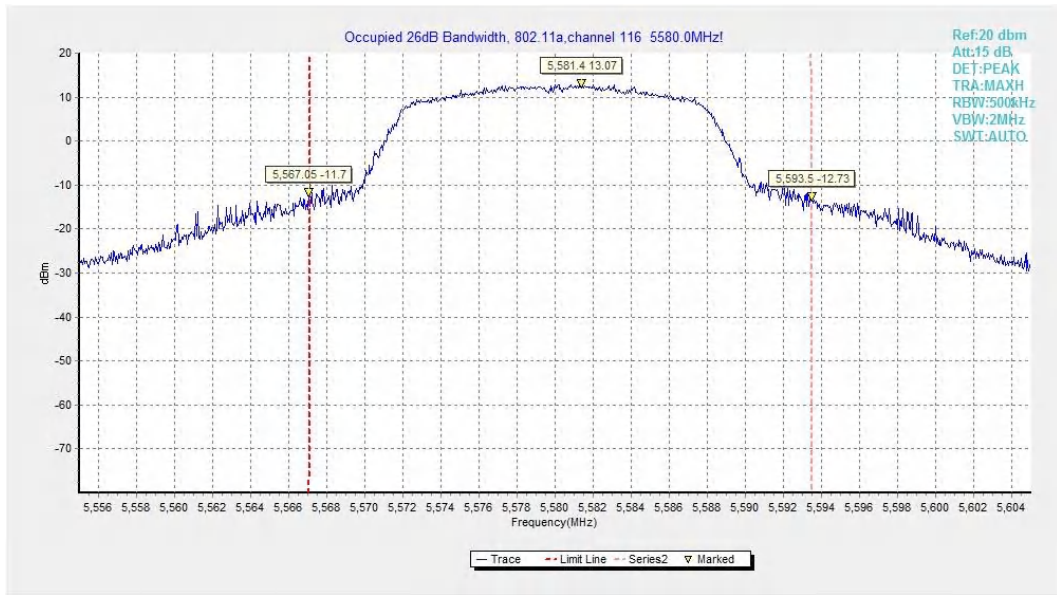


Fig.8 Occupied 26dB Bandwidth (802.11a, 5580MHz)

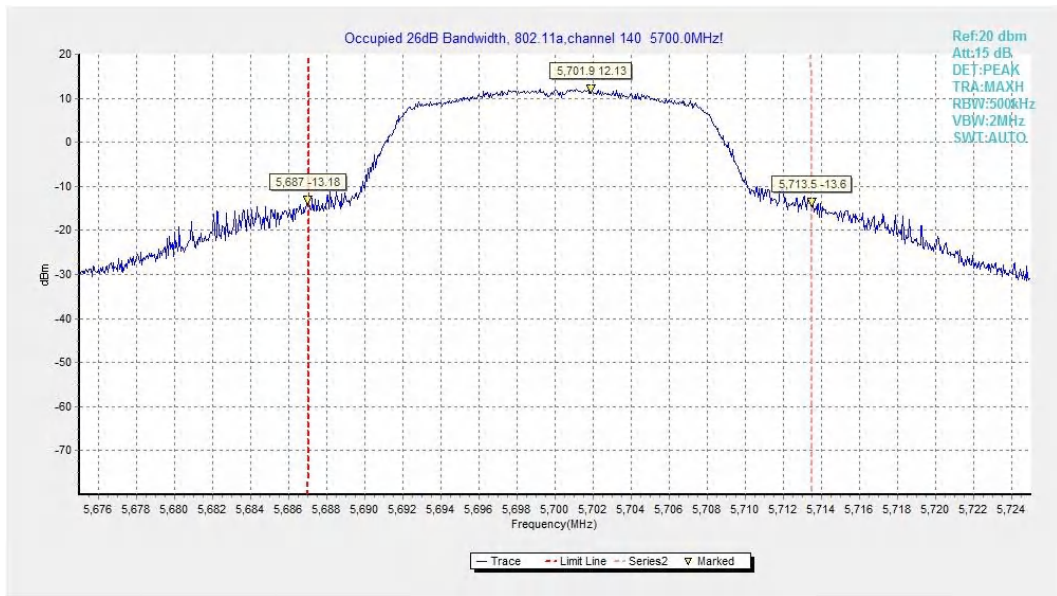


Fig.9 Occupied 26dB Bandwidth (802.11a, 5700MHz)

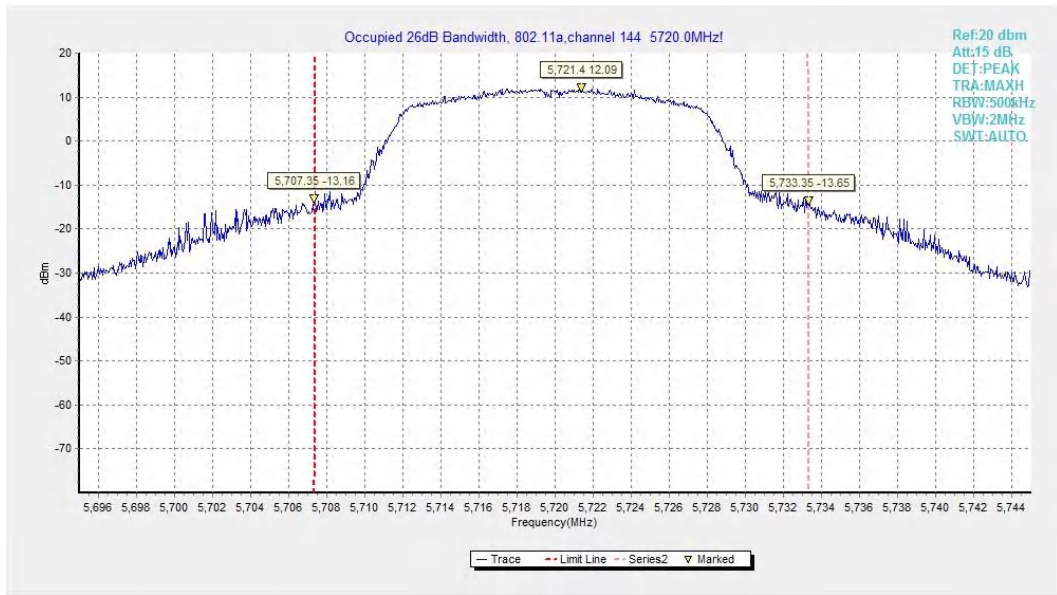


Fig.10 Occupied 26dB Bandwidth (802.11a, 5720MHz)

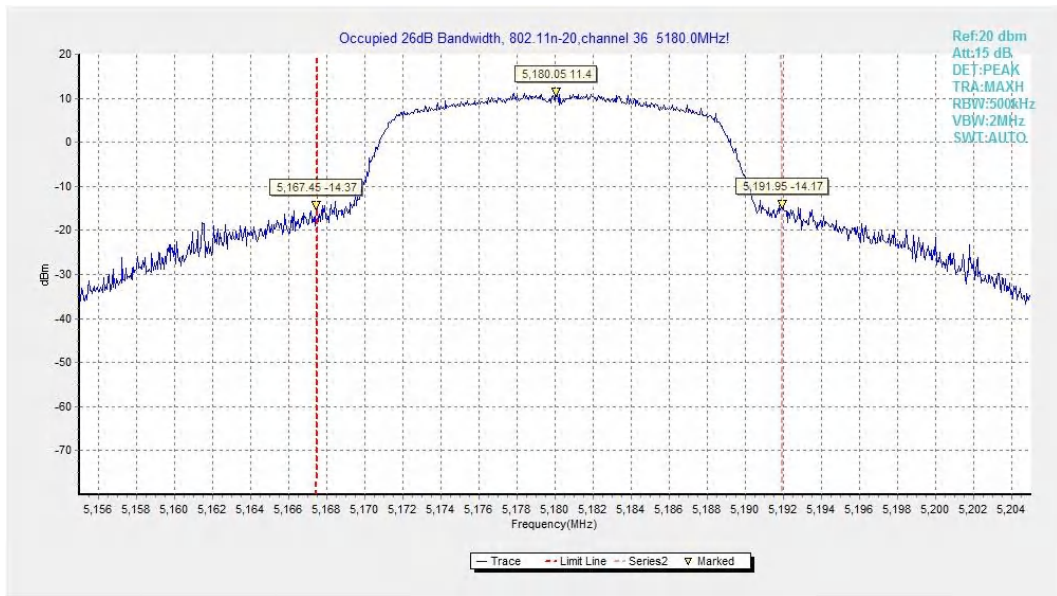


Fig.11 Occupied 26dB Bandwidth (802.11n-HT20, 5180MHz)

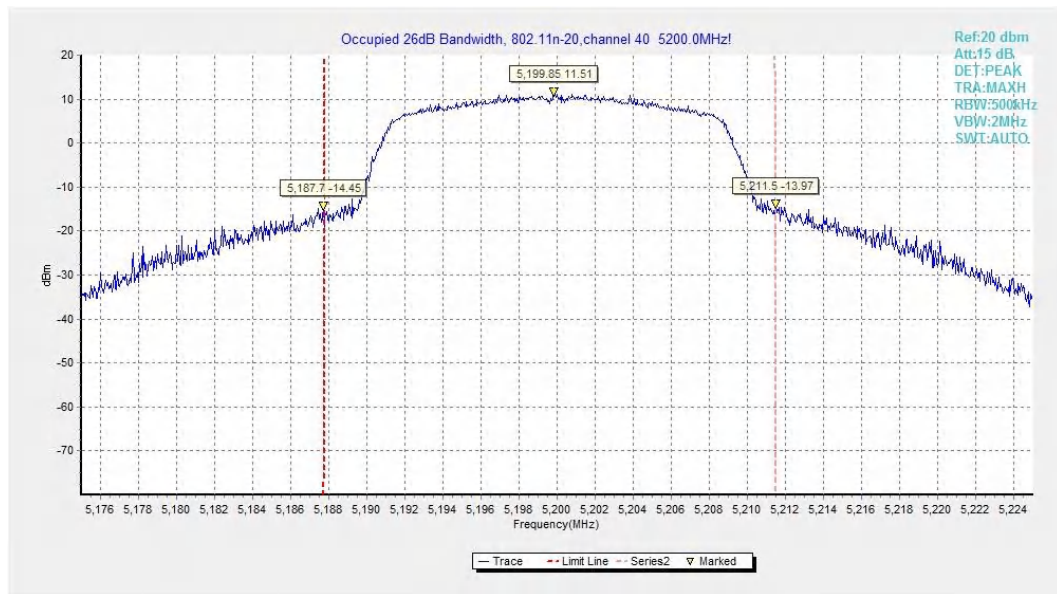


Fig.12 Occupied 26dB Bandwidth (802.11n-HT20, 5200MHz)

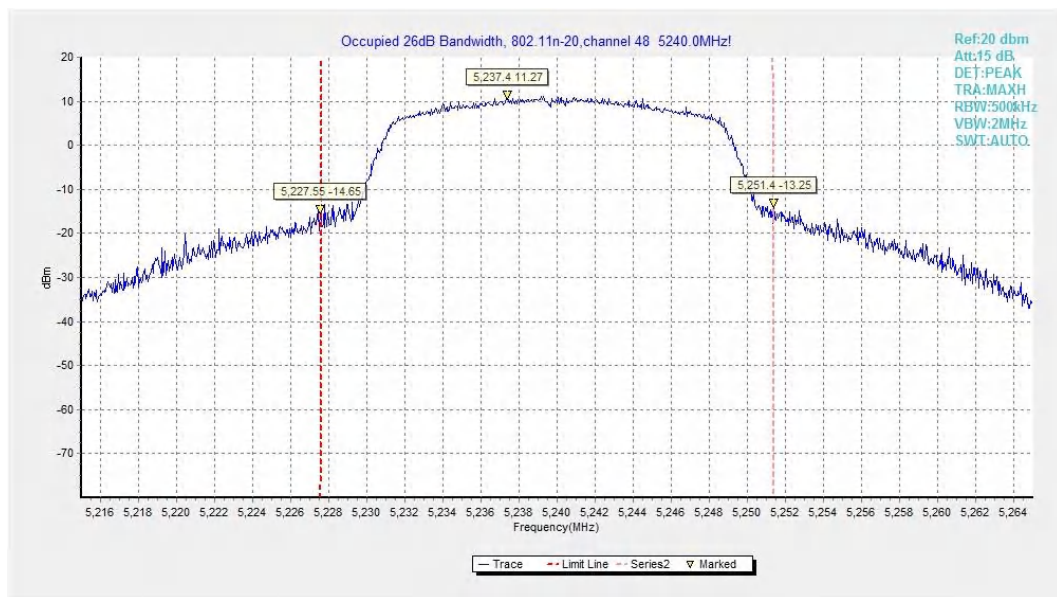


Fig.13 Occupied 26dB Bandwidth (802.11n-HT20, 5240MHz)

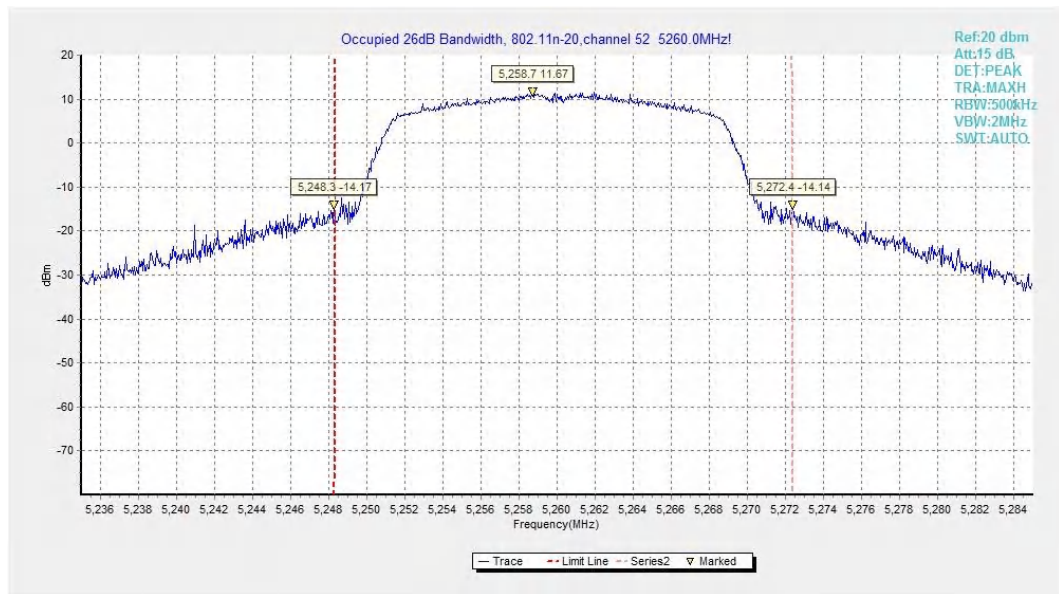


Fig.14 Occupied 26dB Bandwidth (802.11n-HT20, 5260MHz)

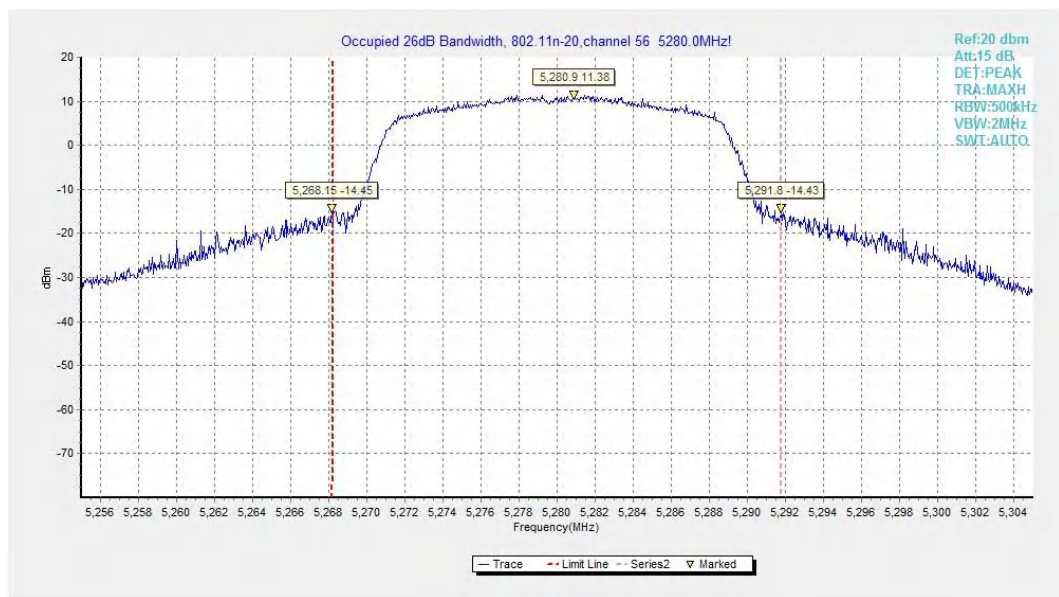


Fig.15 Occupied 26dB Bandwidth (802.11n-HT20, 5280MHz)

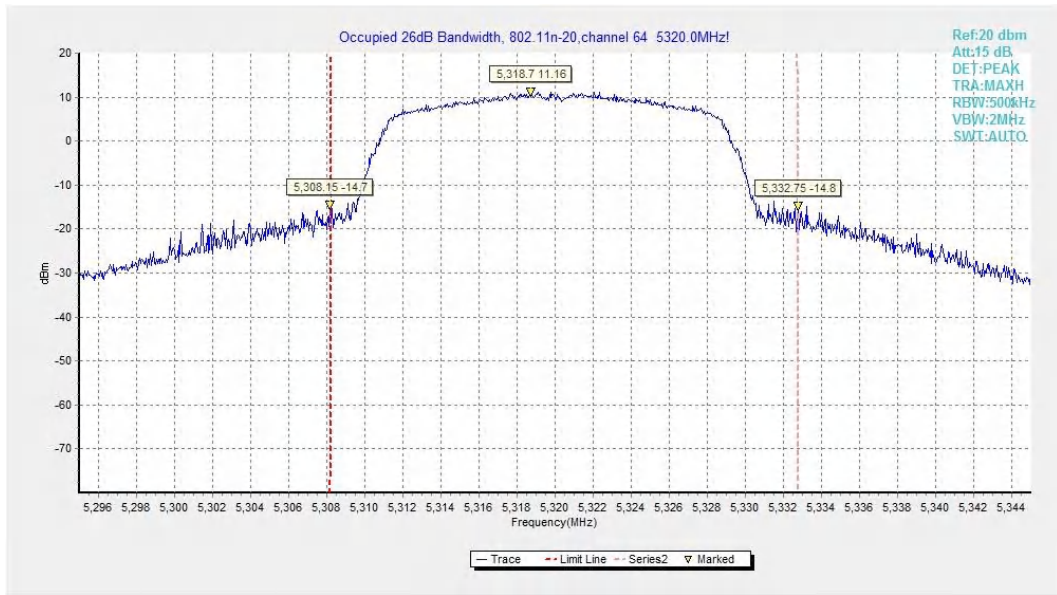


Fig.16 Occupied 26dB Bandwidth (802.11n-HT20, 5320MHz)

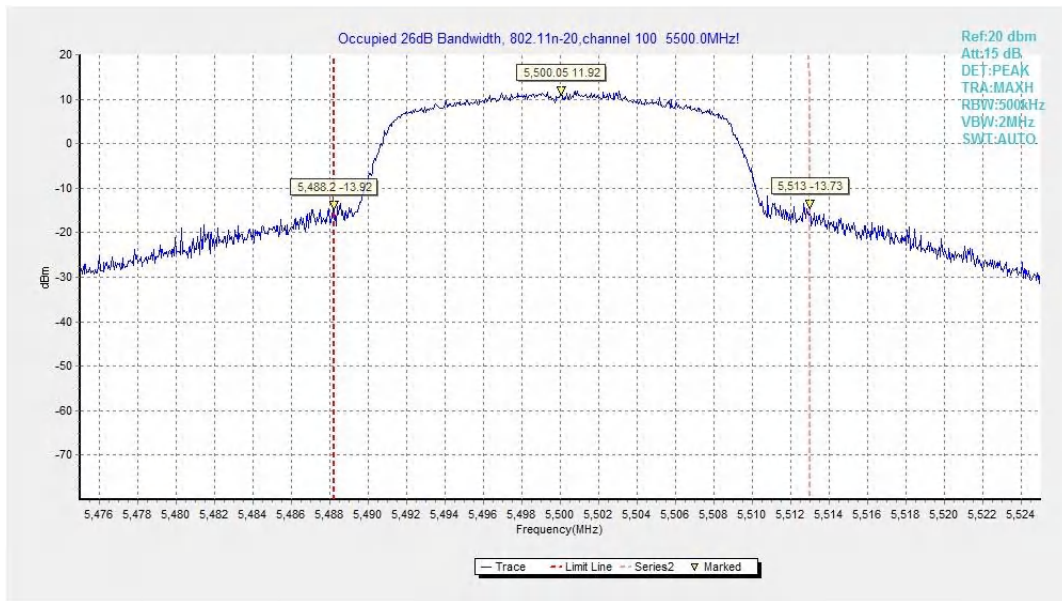


Fig.17 Occupied 26dB Bandwidth (802.11n-HT20, 5500MHz)

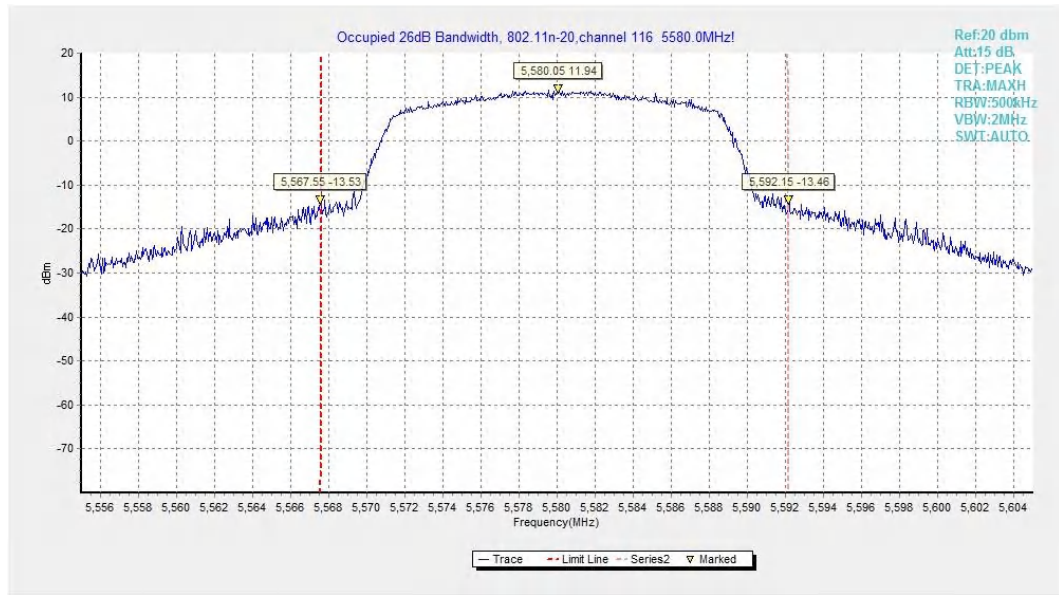


Fig.18 Occupied 26dB Bandwidth (802. 11n-HT20, 5580MHz)

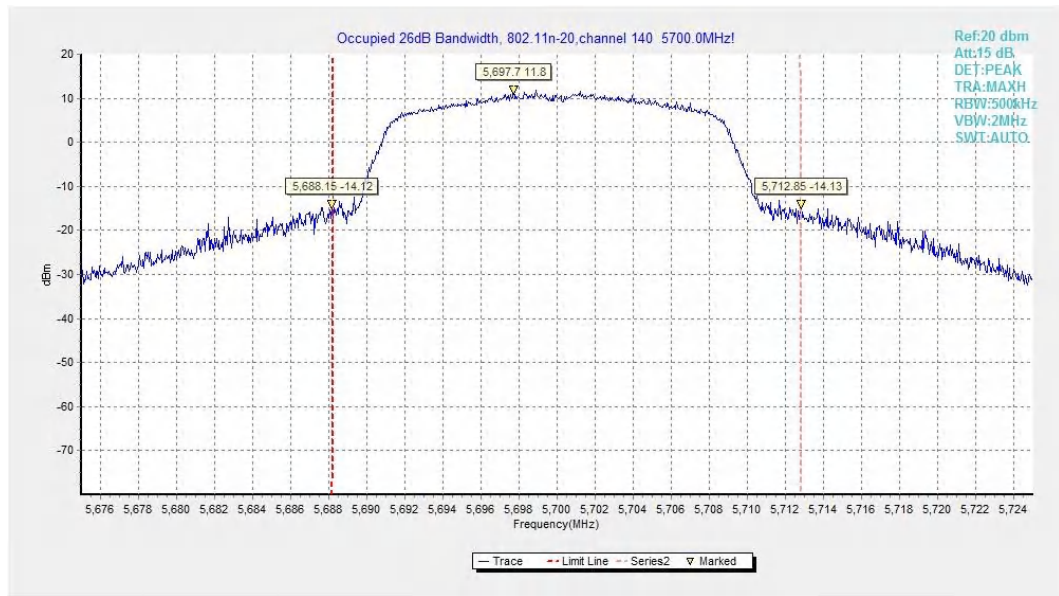


Fig.19 Occupied 26dB Bandwidth (802. 11n-HT20, 5700MHz)

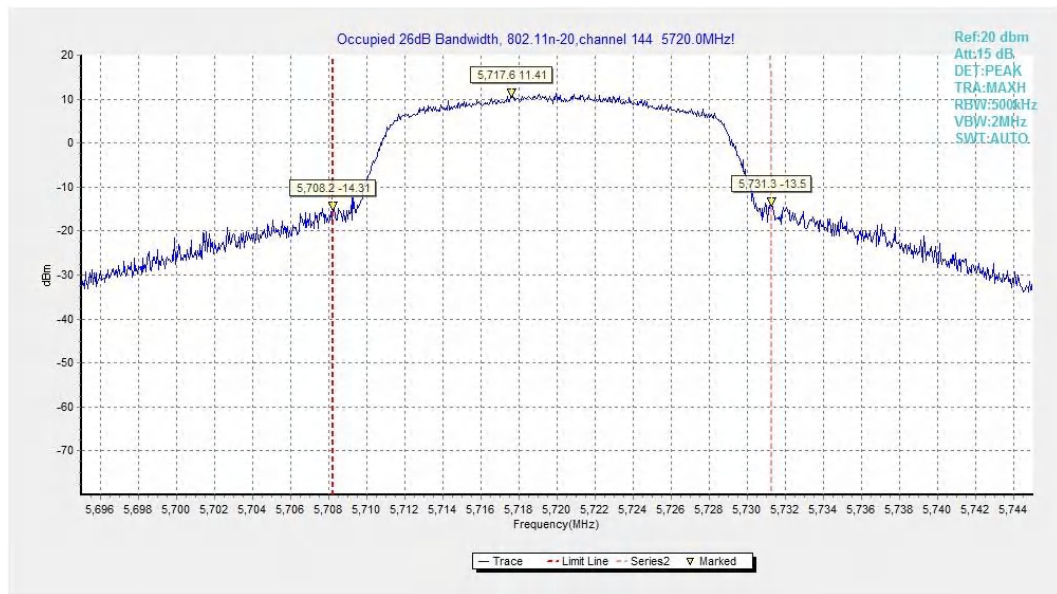


Fig.20 Occupied 26dB Bandwidth (802. 11n-HT20, 5720MHz)

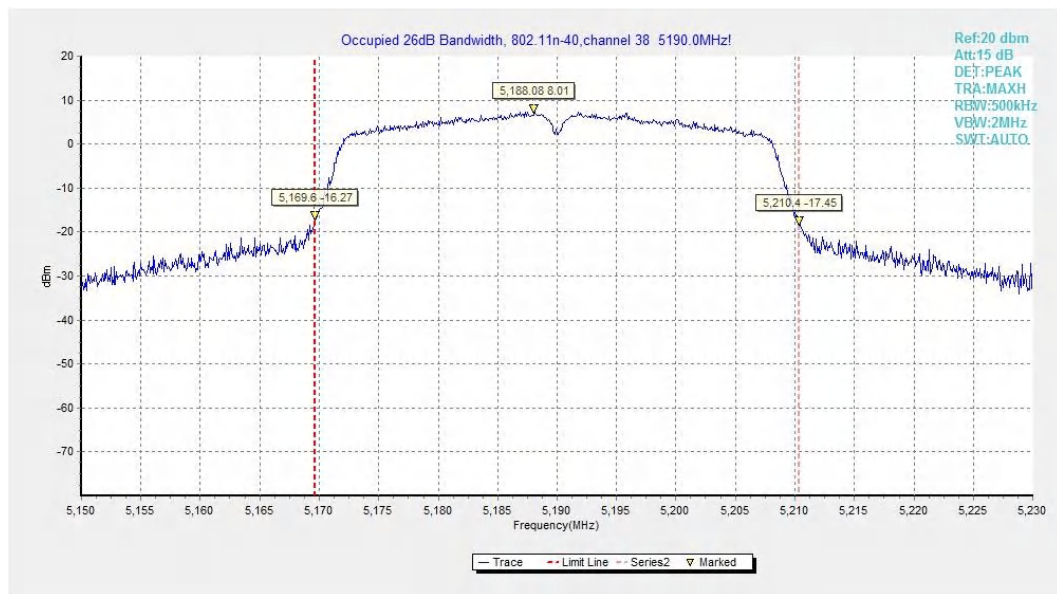


Fig.21 Occupied 26dB Bandwidth (802.11n-HT40, 5190MHz)

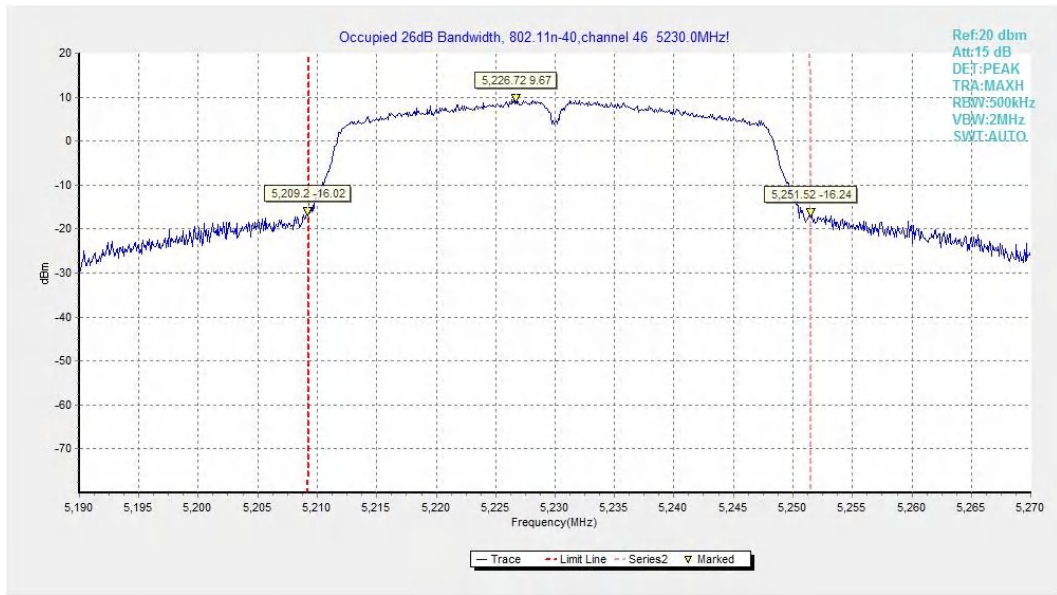


Fig.22 Occupied 26dB Bandwidth (802.11n-HT40, 5230MHz)

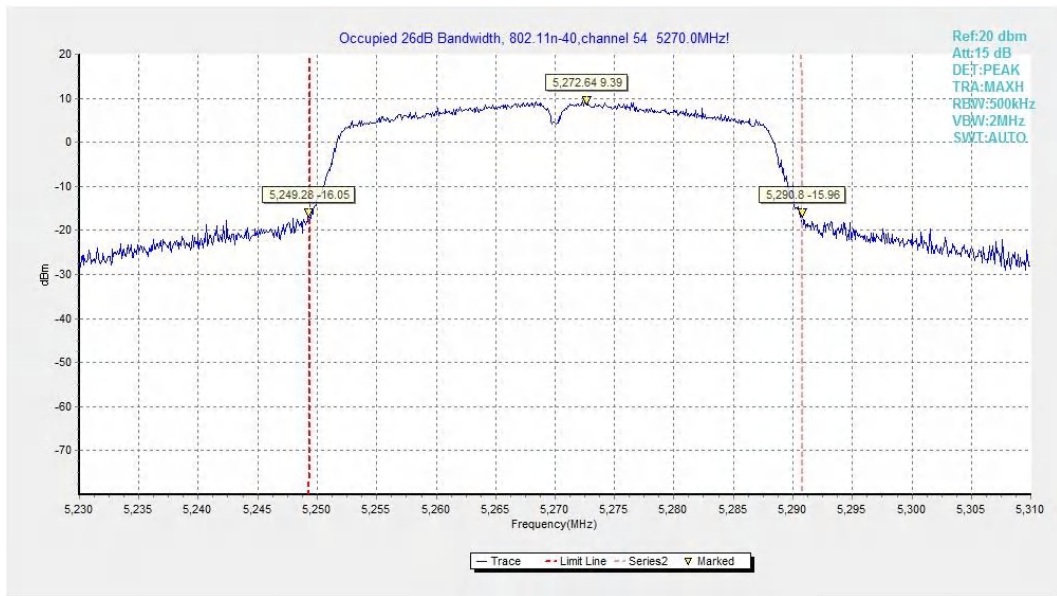


Fig.23 Occupied 26dB Bandwidth (802.11n-HT40, 5270MHz)

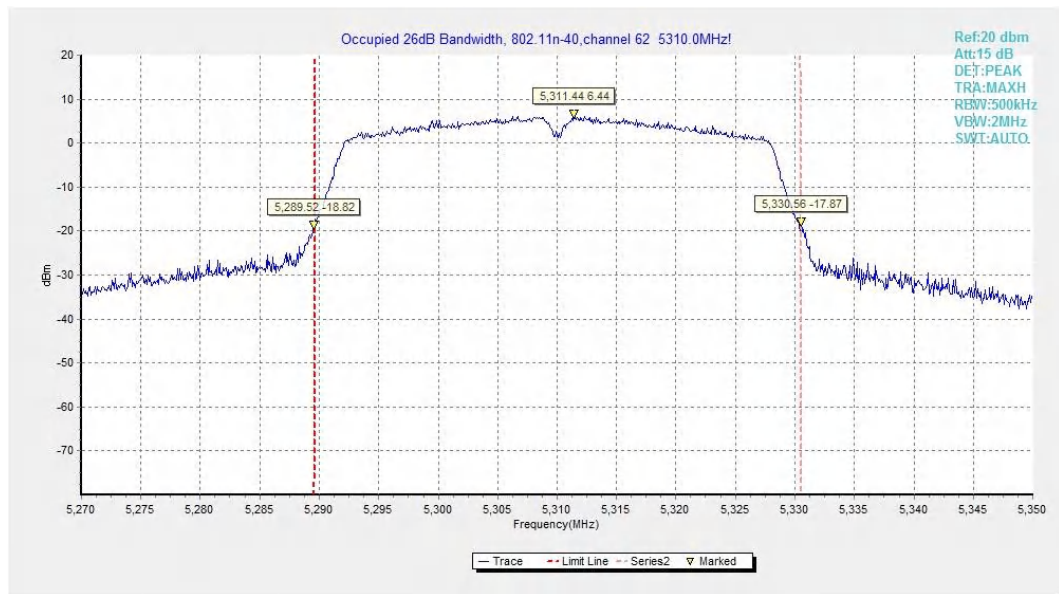


Fig.24 Occupied 26dB Bandwidth (802.11n-HT40, 5310MHz)

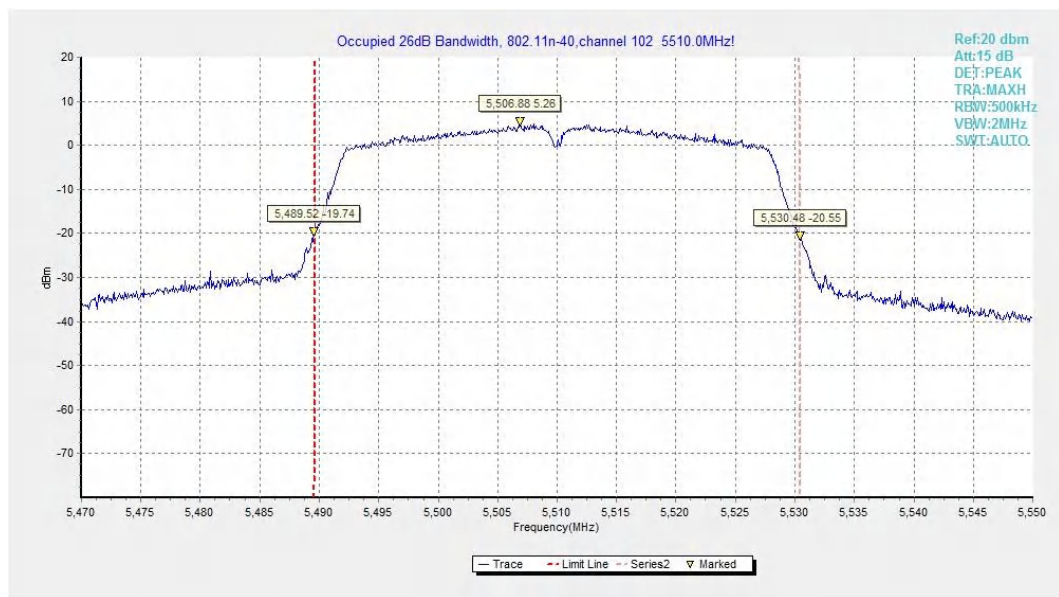


Fig.25 Occupied 26dB Bandwidth (802. 11n-HT40, 5510MHz)

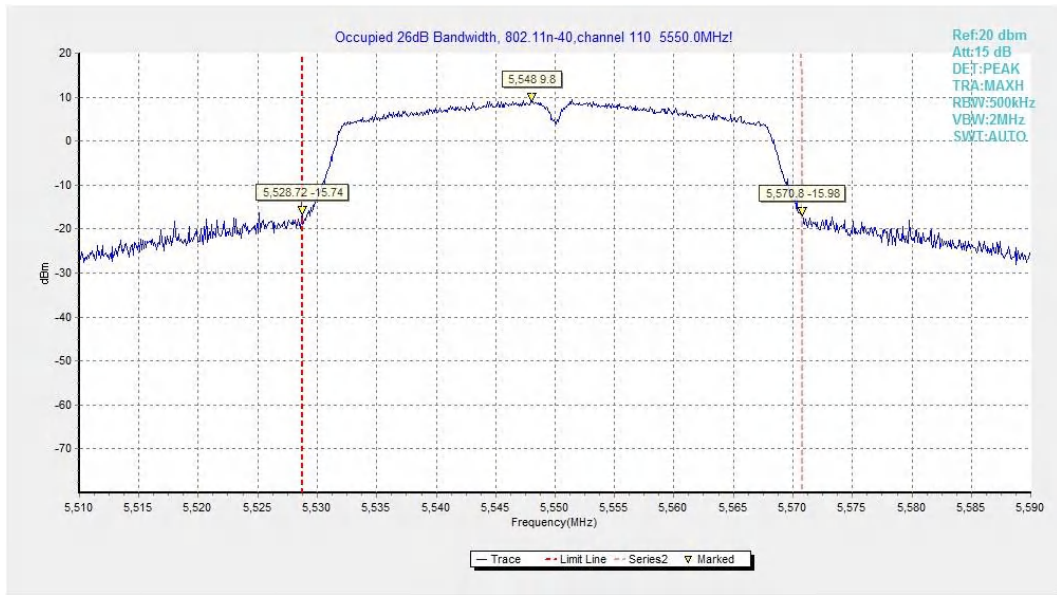


Fig.26 Occupied 26dB Bandwidth (802. 11n-HT40, 5550MHz)

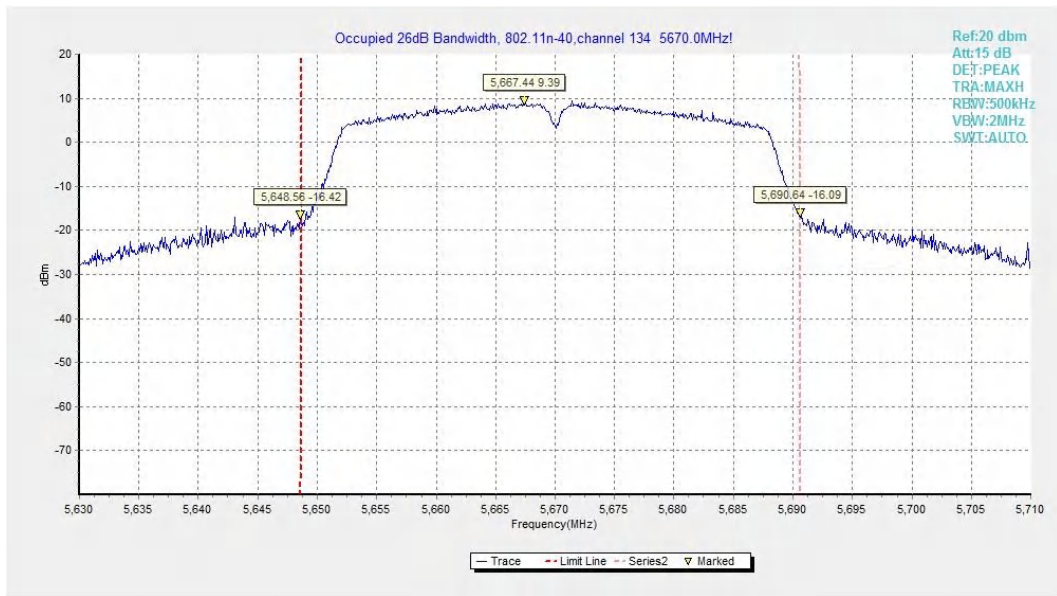


Fig.27 Occupied 26dB Bandwidth (802. 11n-HT40, 5670MHz)

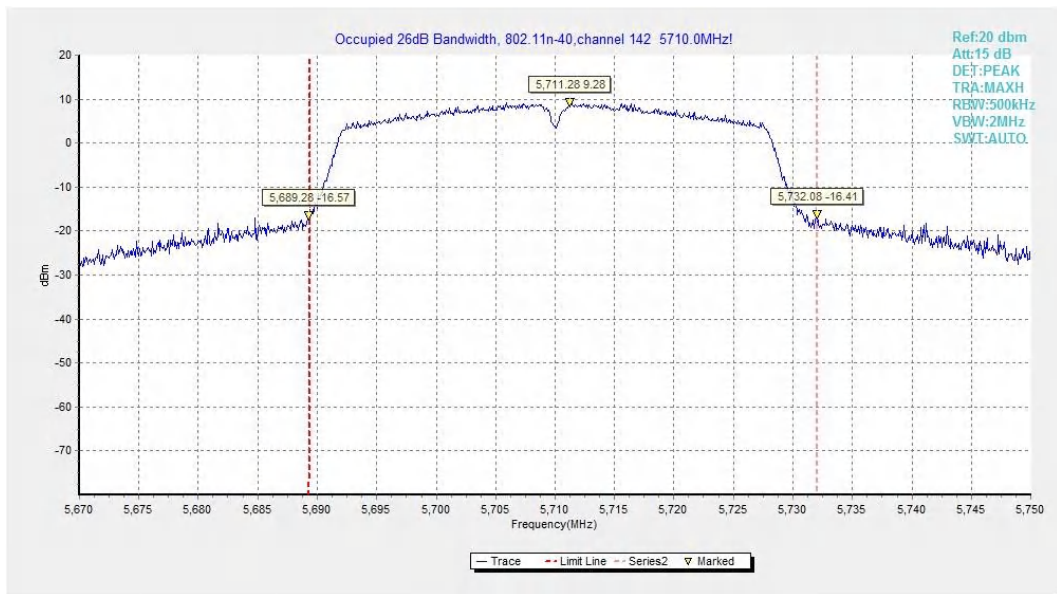


Fig.28 Occupied 26dB Bandwidth (802. 11n-HT40, 5710MHz)

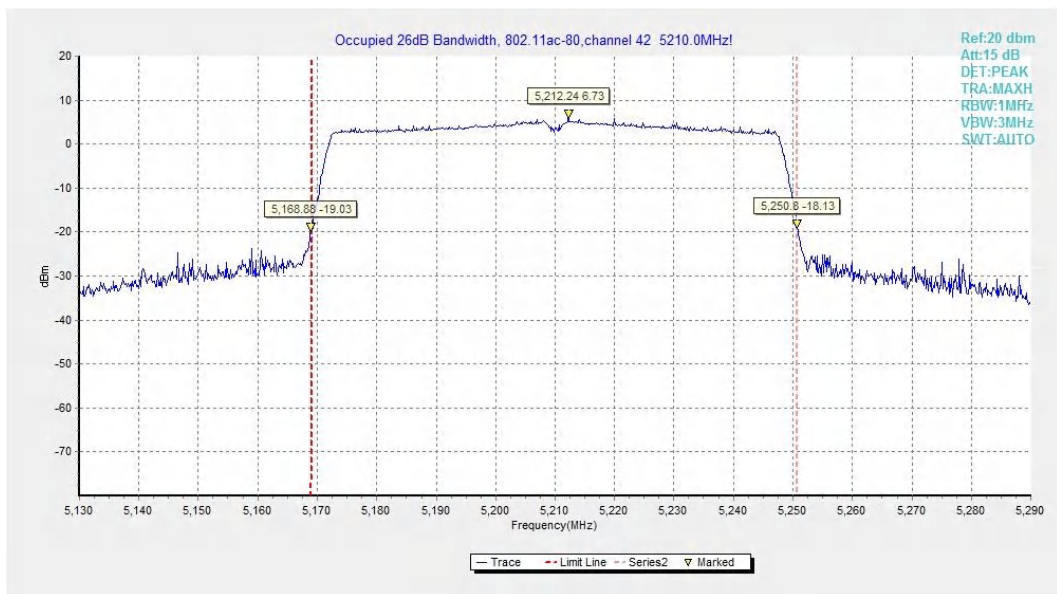


Fig.29 Occupied 26dB Bandwidth (802. 11ac-HT80, 5210MHz)

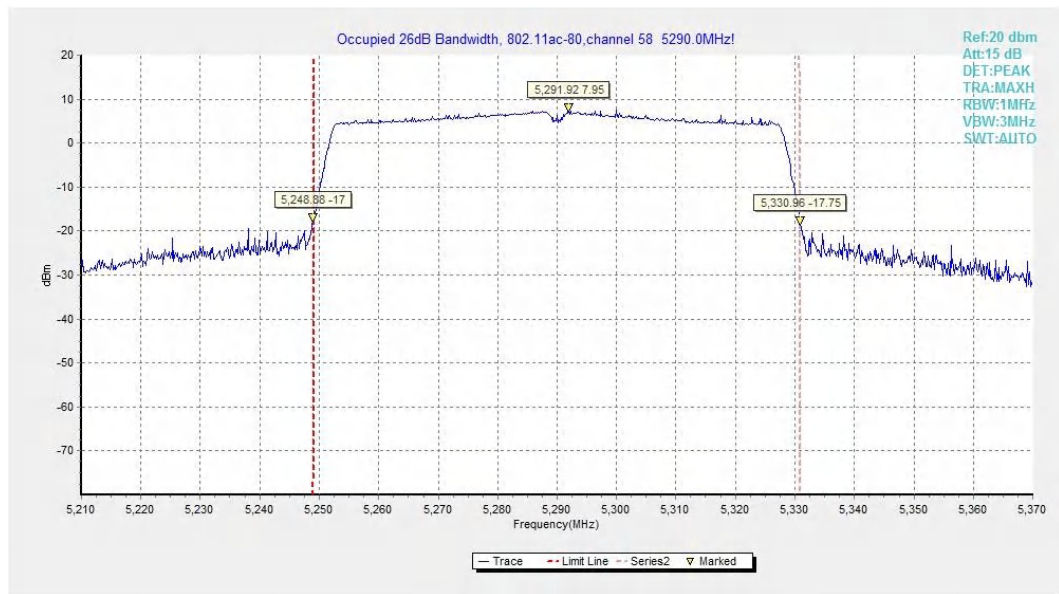


Fig.30 Occupied 26dB Bandwidth (802. 11ac-HT80, 5290MHz)

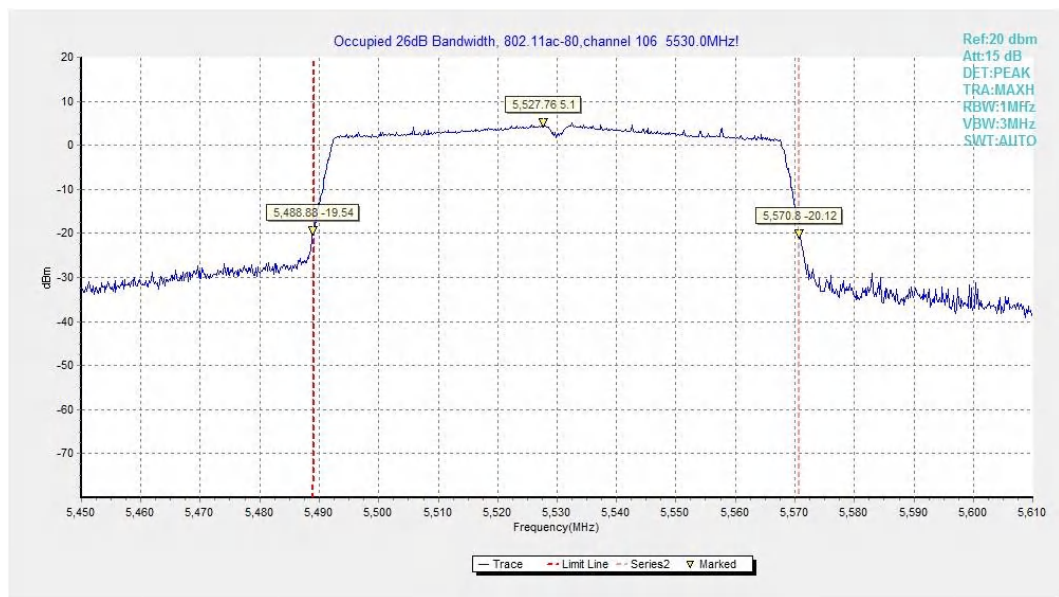


Fig.31 Occupied 26dB Bandwidth (802. 11ac-HT80, 5530MHz)

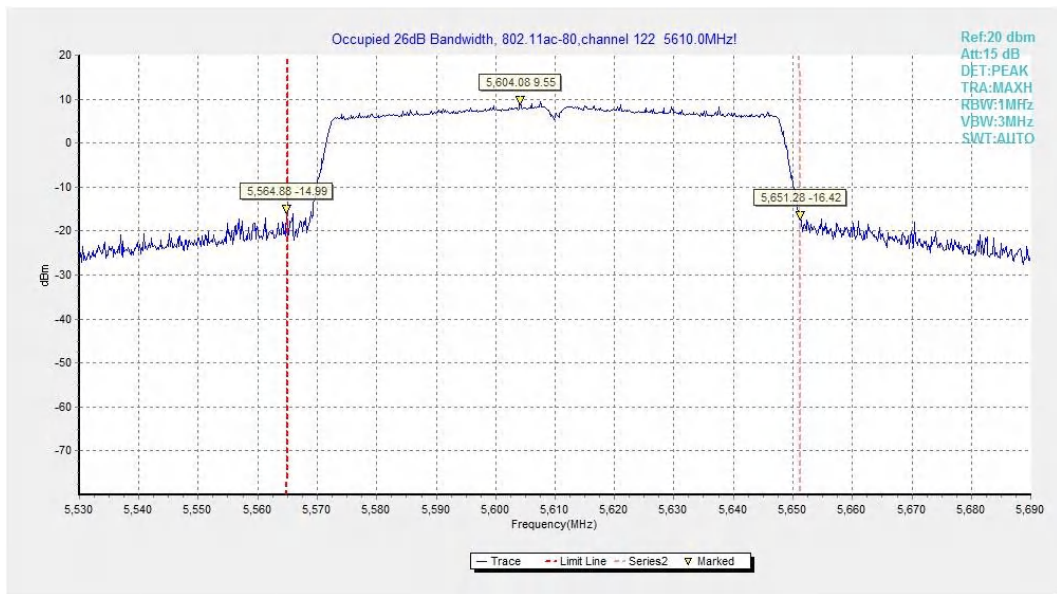


Fig.32 Occupied 26dB Bandwidth (802.11ac-HT80, 5610MHz)

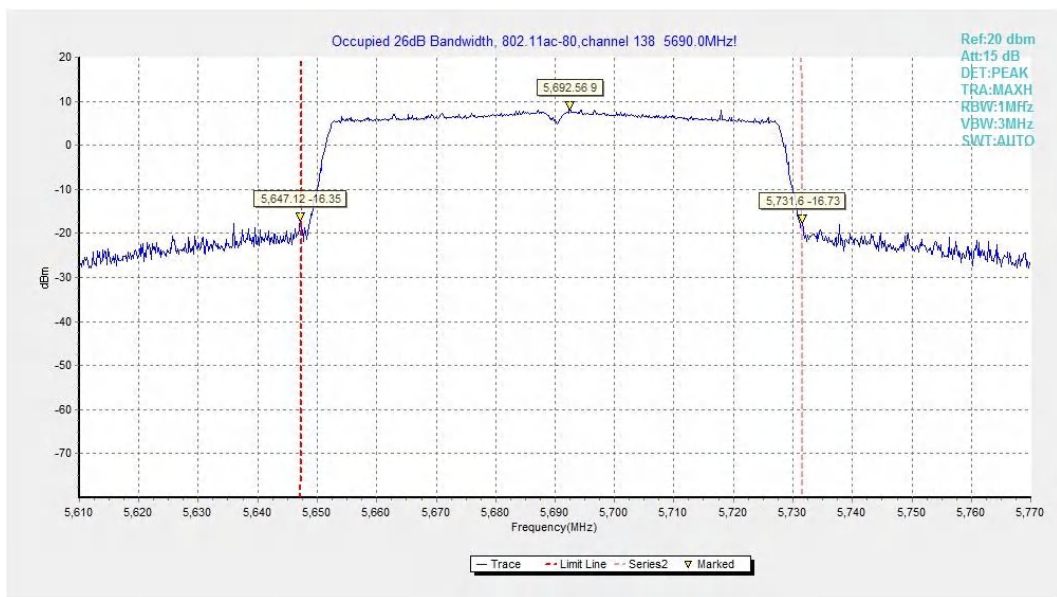


Fig.33 Occupied 26dB Bandwidth (802.11ac-HT80, 5690MHz)

A.5. Band Edges Compliance

A5.1 Band Edges - Radiated

Measurement Limit:

Standard	Limit
FCC 47 CFR Part 15.407	-27 dBm/MHz

In addition, radiated emissions which fall in the restricted bands, as defined in § 15.205(a), must also comply with the radiated emission limits specified in § 15.209(a) (see § 15.205(c)).

Limit in restricted band:

Frequency of emission (MHz)	Field strength(uV/m)	Field strength(dBuV/m)	Measurement distance(m)
30-88	100	40	3
88-216	150	43.5	3
216-960	200	46	3
Above 960	500	54	3

The measurement is made according to ANSI C63.10-2013 and KDB 789033

Measurement Result:

Mode	Channel	Test Results	Conclusion
802.11a	5180 MHz	Fig.34	P
	5320 MHz	Fig.35	P
	5500 MHz	Fig.36	P
	5700 MHz	Fig.37	P
802.11n HT20	5180 MHz	Fig.38	P
	5320 MHz	Fig.39	P
	5500 MHz	Fig.40	P
	5700 MHz	Fig.41	P
802.11n HT40	5190 MHz	Fig.42	P
	5310 MHz	Fig.43	P
	5510 MHz	Fig.44	P
	5670 MHz	Fig.45	P
802.11ac HT20	5180 MHz	Fig.46	P
	5320 MHz	Fig.47	P
	5500 MHz	Fig.48	P
	5700 MHz	Fig.49	P
802.11ac HT40	5190 MHz	Fig.50	P
	5310 MHz	Fig.51	P
	5510 MHz	Fig.52	P
	5670 MHz	Fig.53	P
802.11ac HT80	5210MHz	Fig.54	P
	5290MHz	Fig.55	P
	5530MHz	Fig.56	P
	5610MHz	Fig.57	P

EUT ID: UT13a

Conclusion: PASS

Test graphs as below:

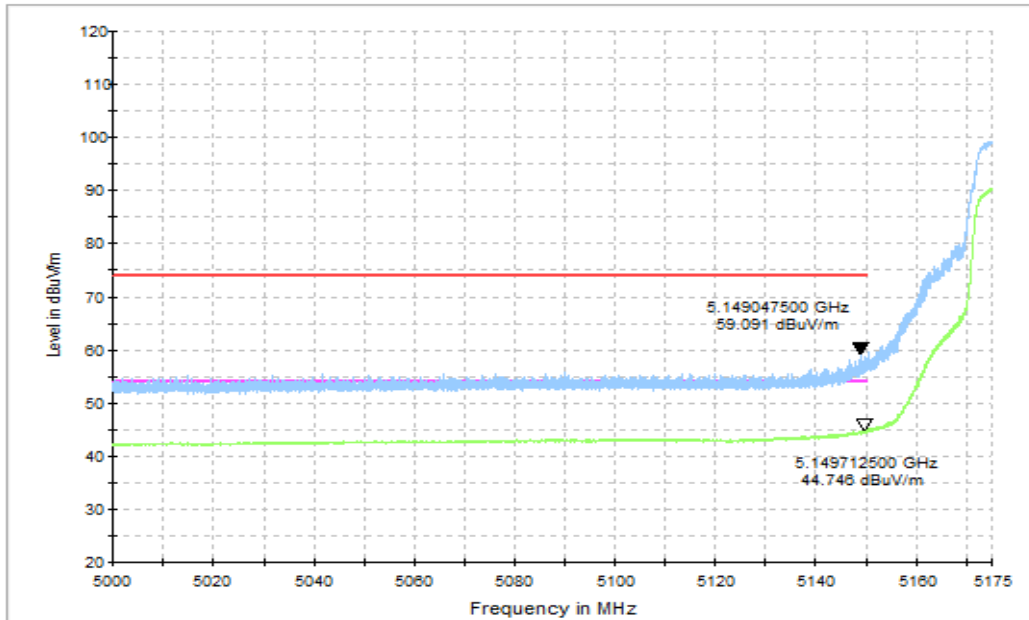


Fig.34 Band Edges (802.11a Ch36, 5180MHz)

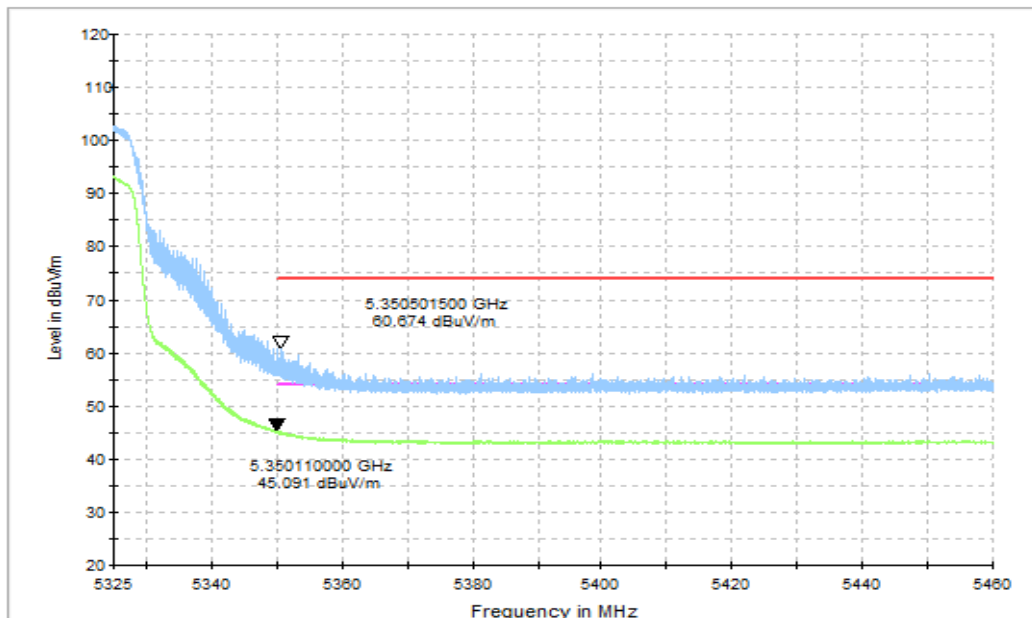


Fig.35 Band Edges (802.11a Ch64, 5320MHz)

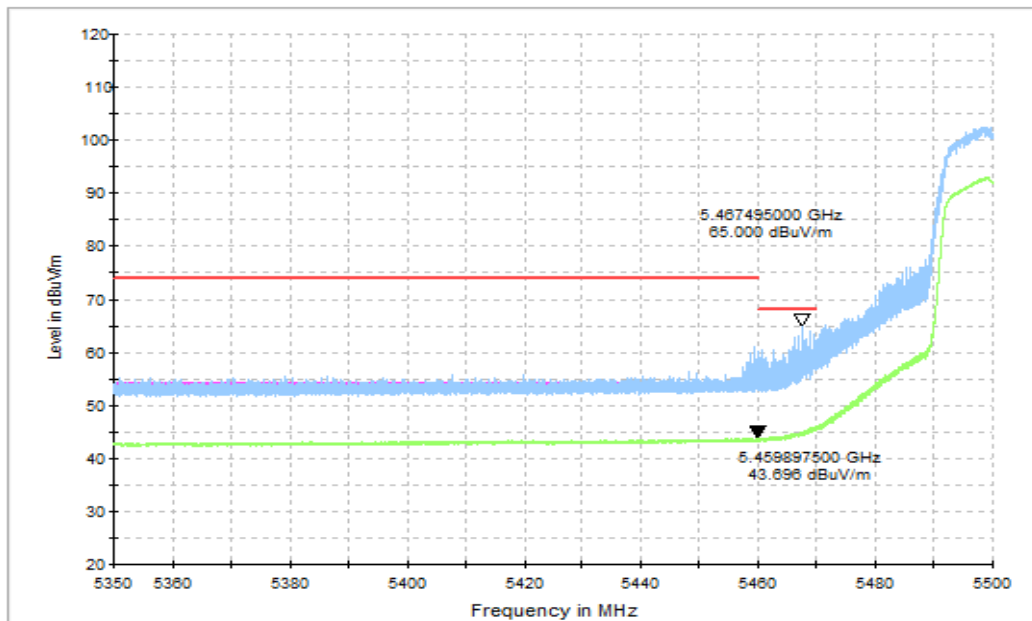


Fig.36 Band Edges (802.11a Ch100, 5500MHz)

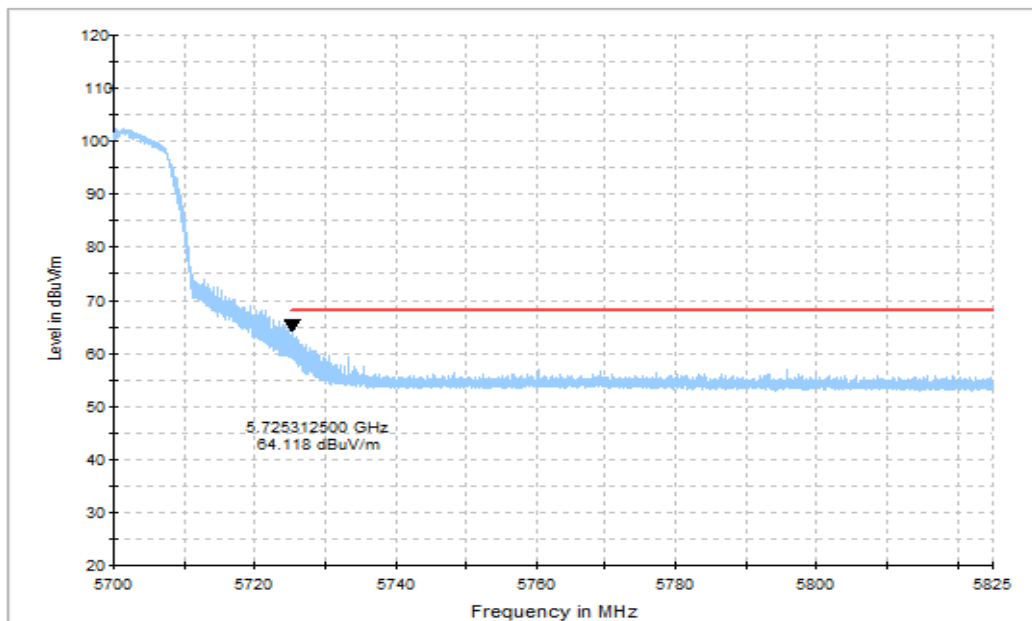


Fig.37 Band Edges (802.11a Ch140, 5700MHz)

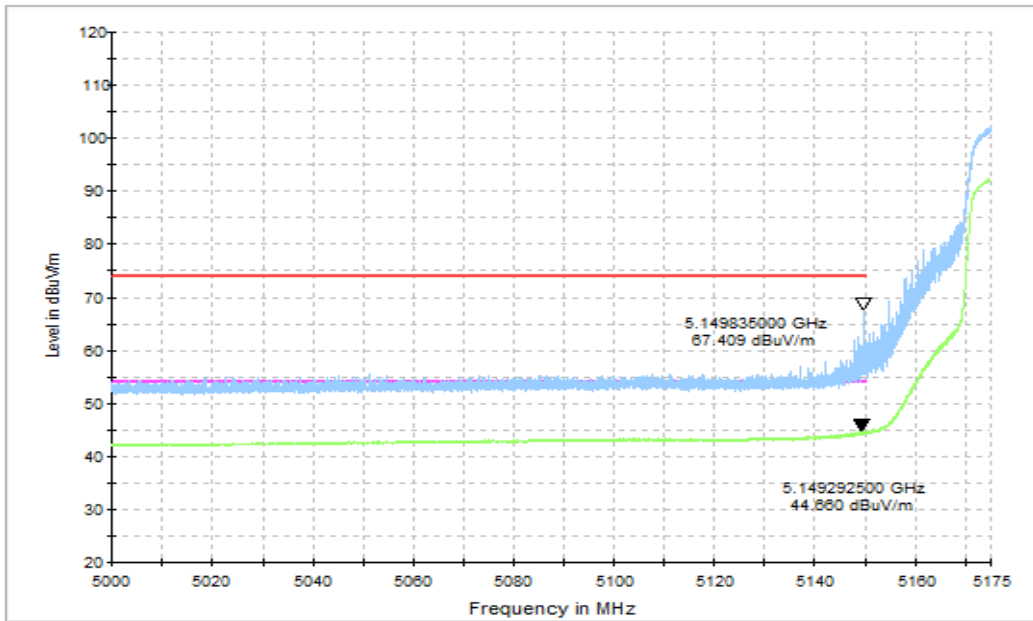


Fig.38 Band Edges (802.11n-HT20 Ch36, 5180MHz)

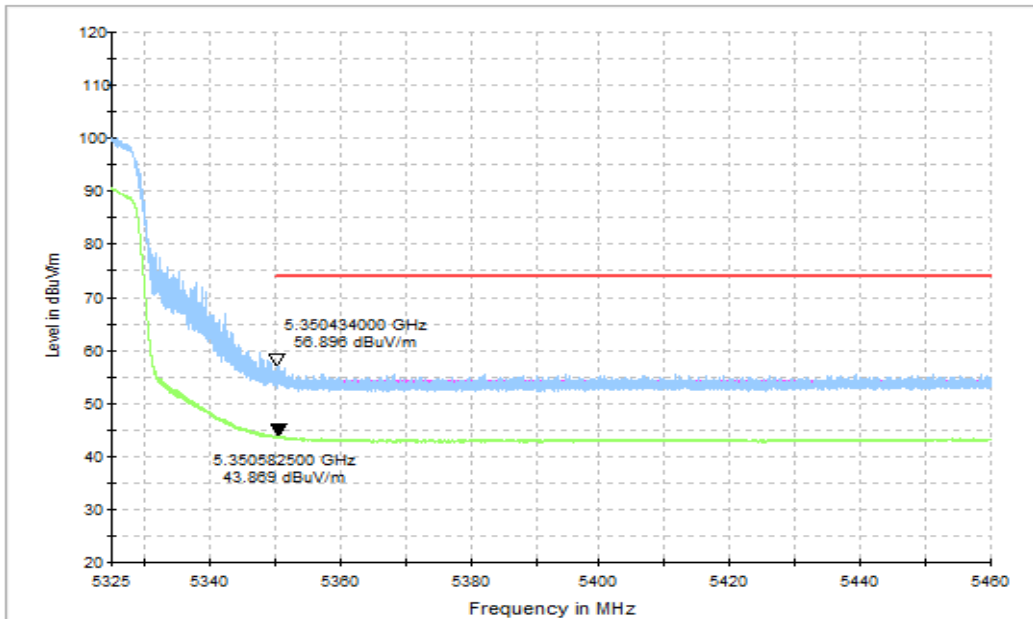


Fig.39 Band Edges (802.11n-HT20 Ch64, 5320MHz)

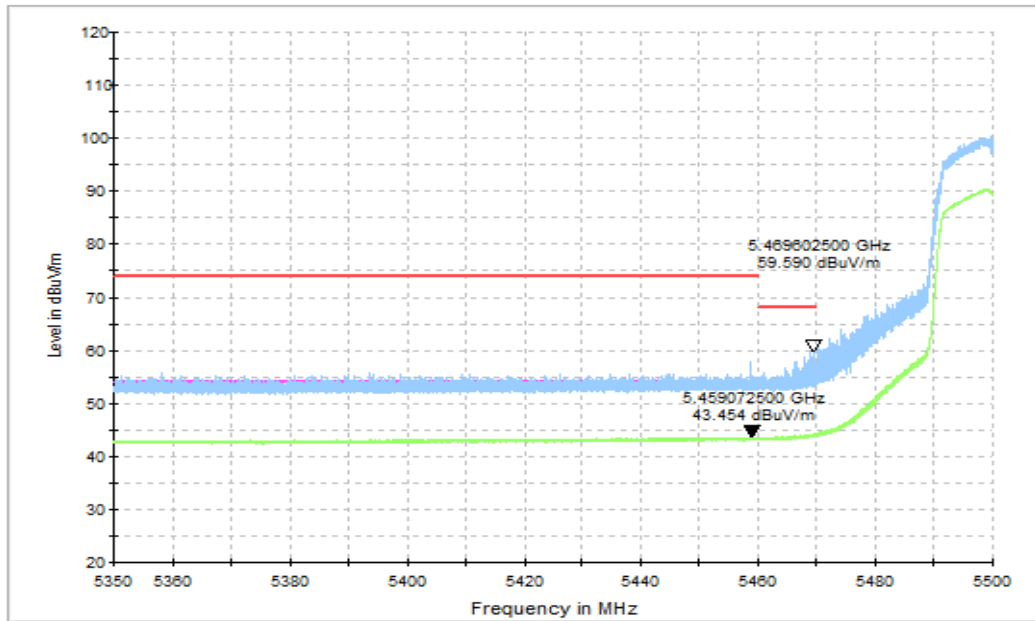


Fig.40 Band Edges (802.11n-HT20 Ch100, 5500MHz)

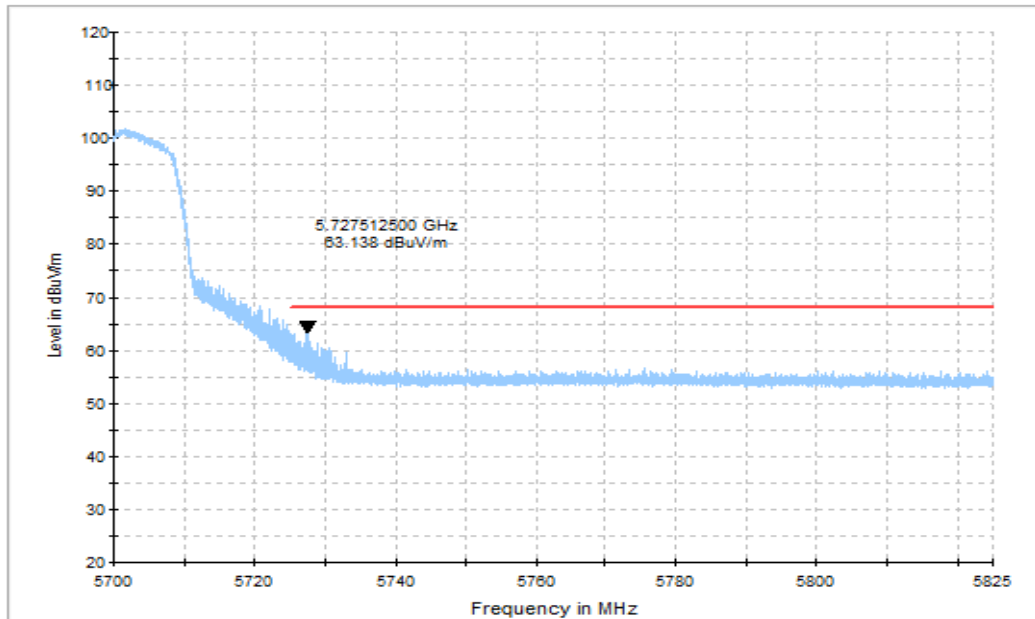


Fig.41 Band Edges (802.11n-HT20 Ch140, 5700MHz)

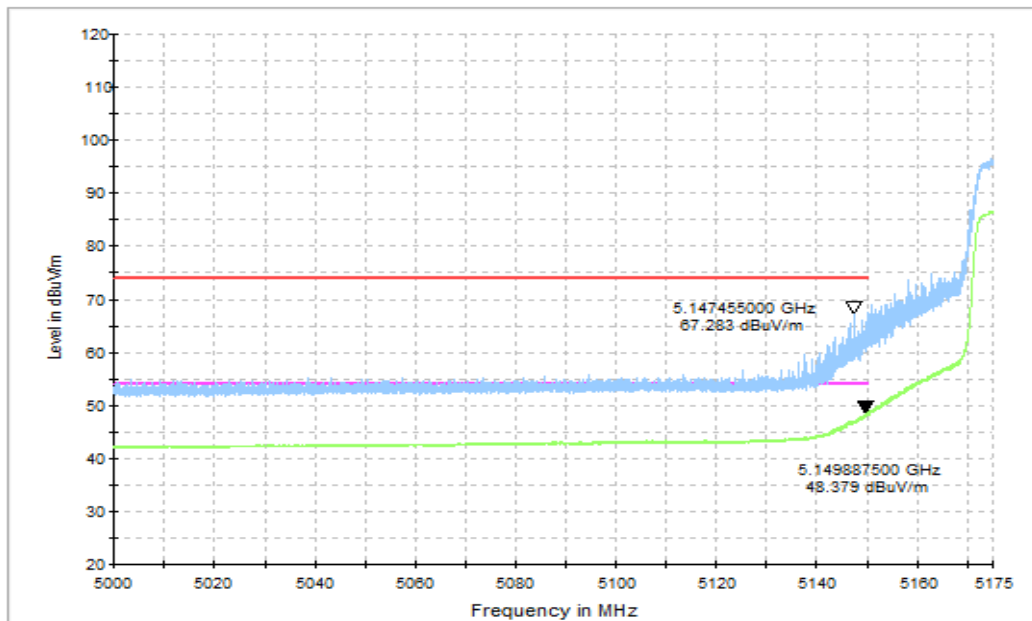


Fig.42 Band Edges (802.11n-HT40 Ch38, 5190MHz)

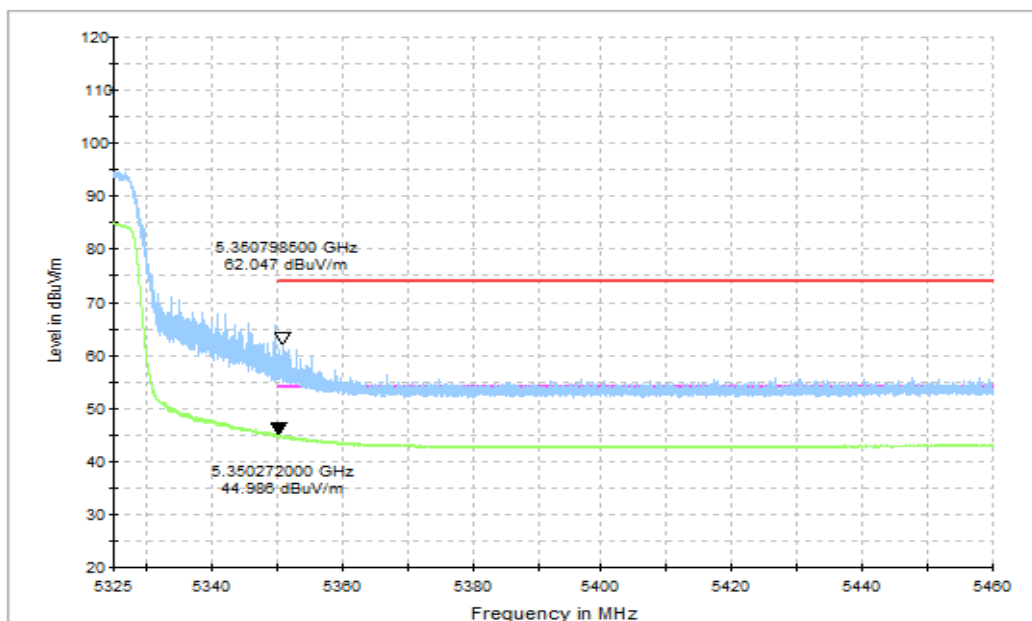


Fig.43 Band Edges (802.11n-HT40 Ch62, 5310MHz)

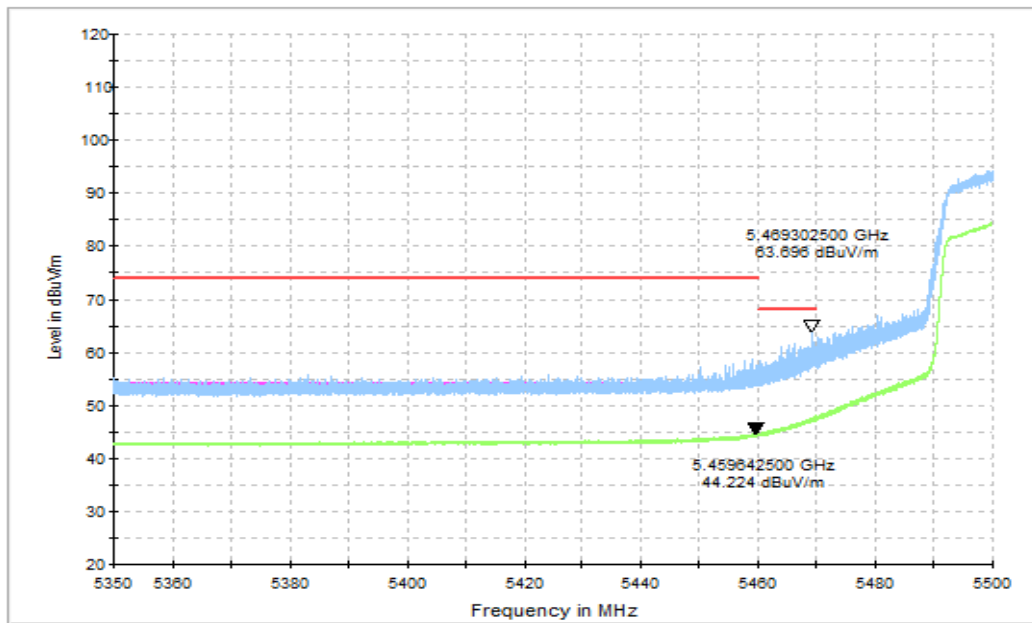


Fig.44 Band Edges (802.11n-HT40 Ch102, 5510MHz)

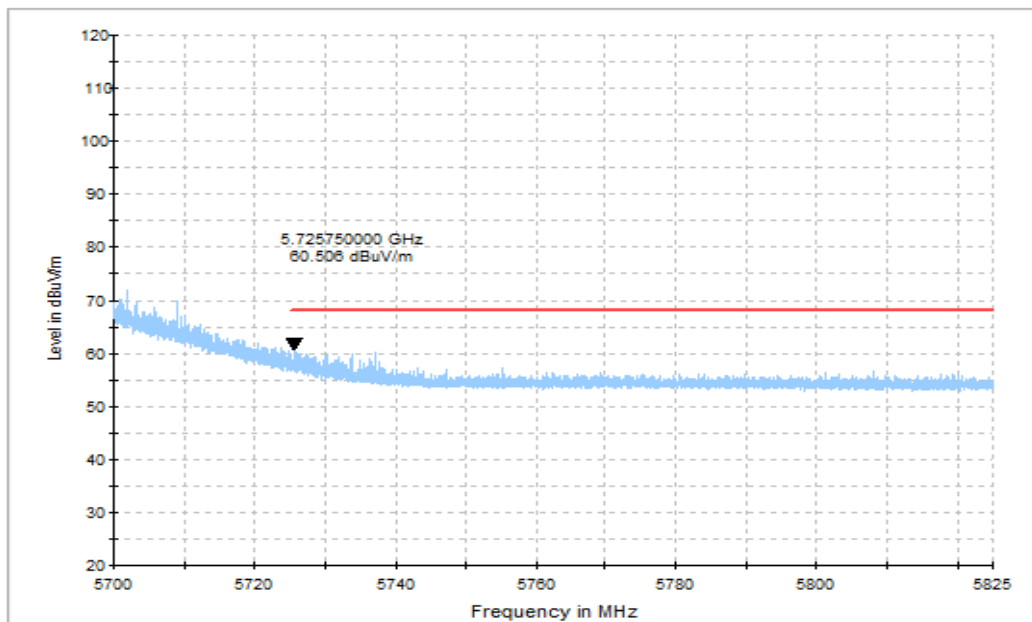


Fig.45 Band Edges (802.11n-HT40 Ch134, 5670MHz)

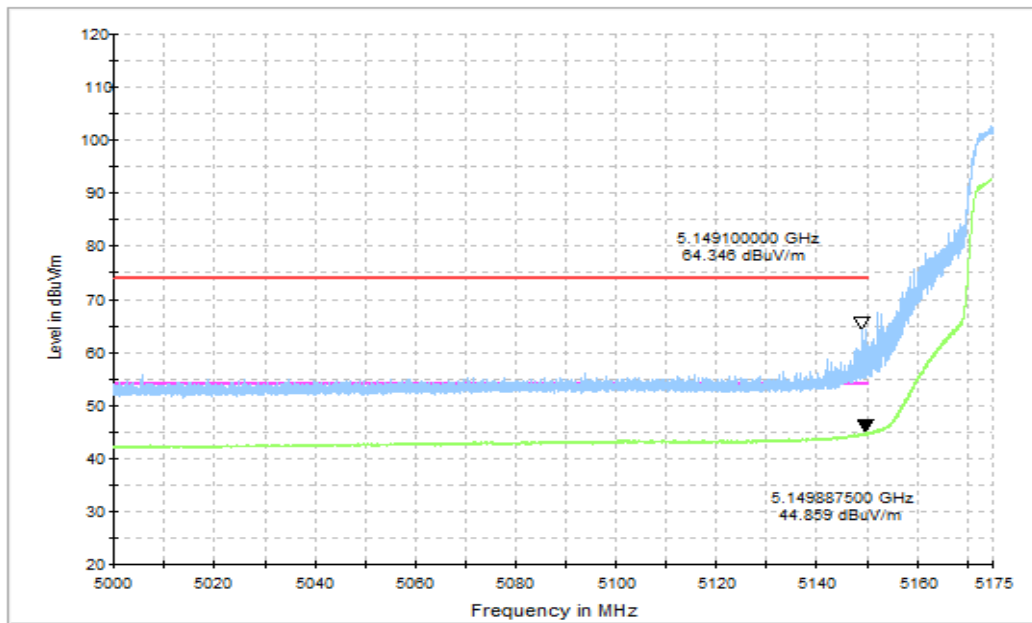


Fig.46 Band Edges (802.11ac-HT20 Ch36, 5180MHz)

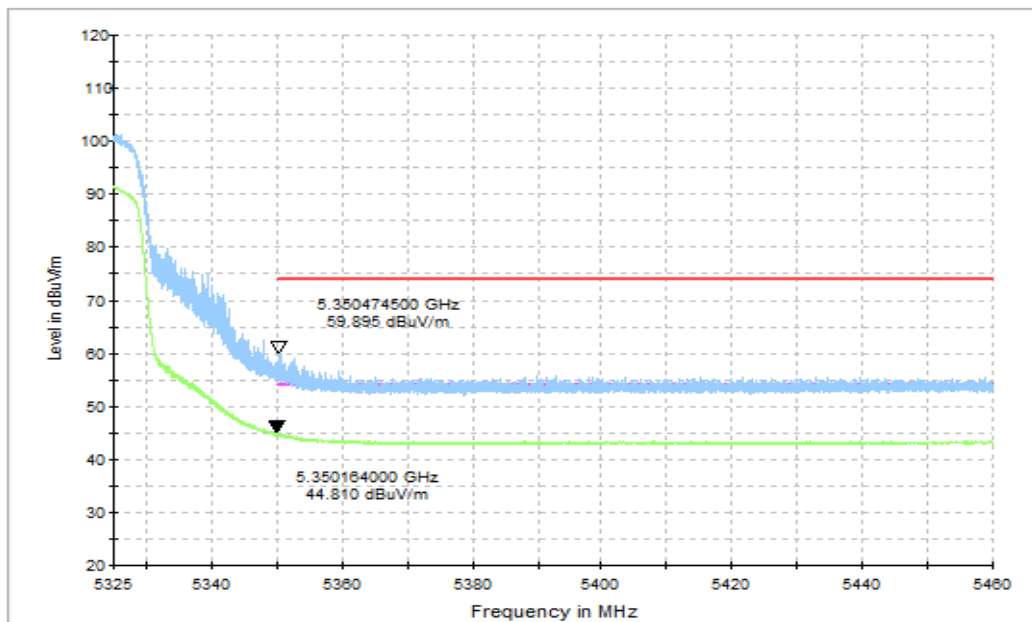


Fig.47 Band Edges (802.11ac-HT20 Ch64, 5320MHz)

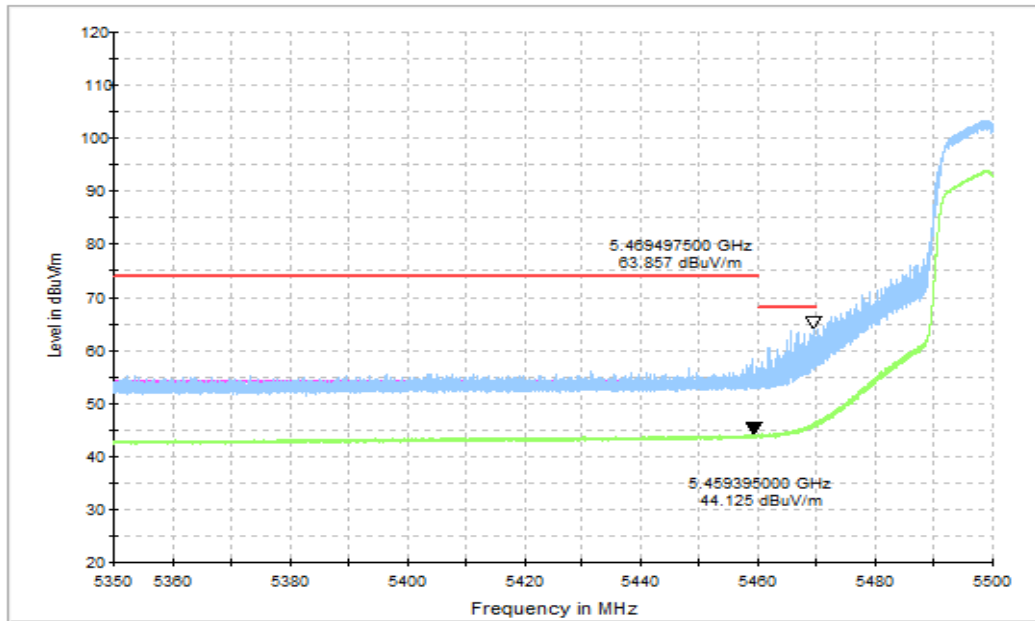


Fig.48 Band Edges (802.11ac-HT20 Ch100, 5500MHz)

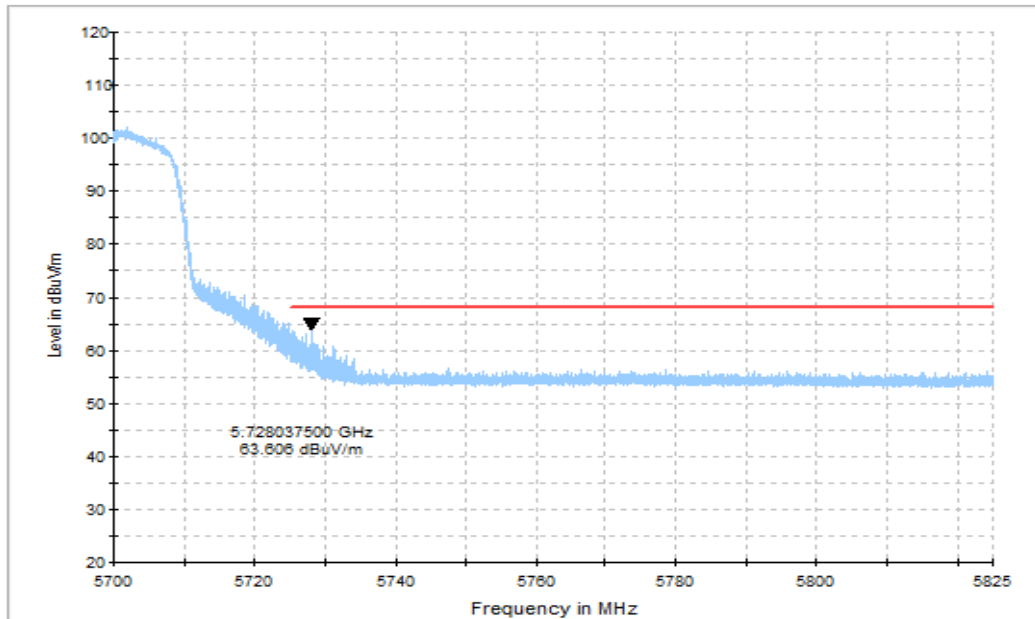


Fig.49 Band Edges (802.11ac-HT20 Ch140, 5700MHz)

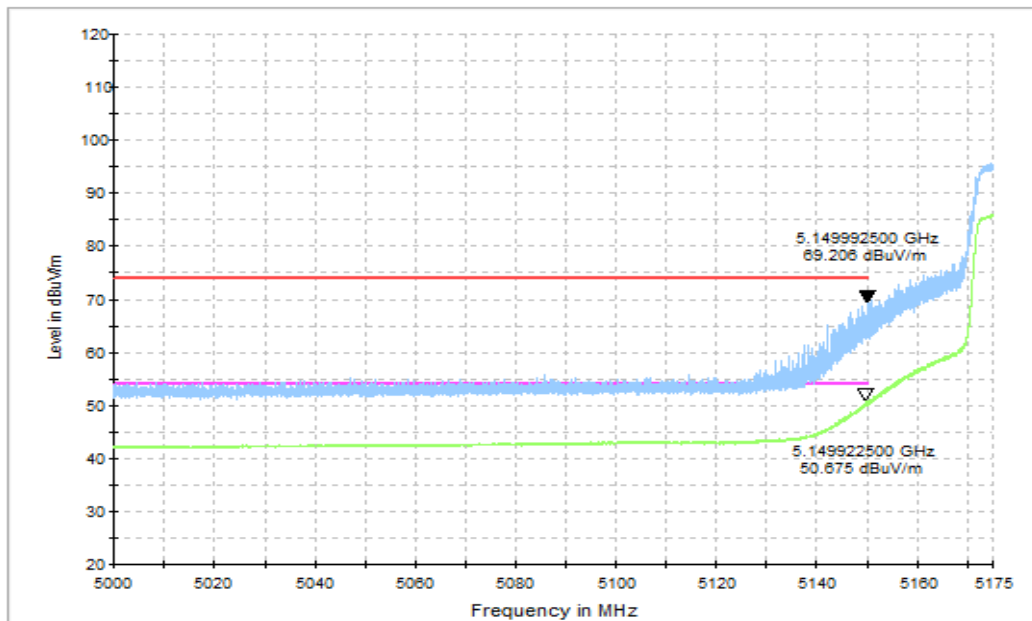


Fig.50 Band Edges (802.11ac-HT40 Ch38, 5190MHz)

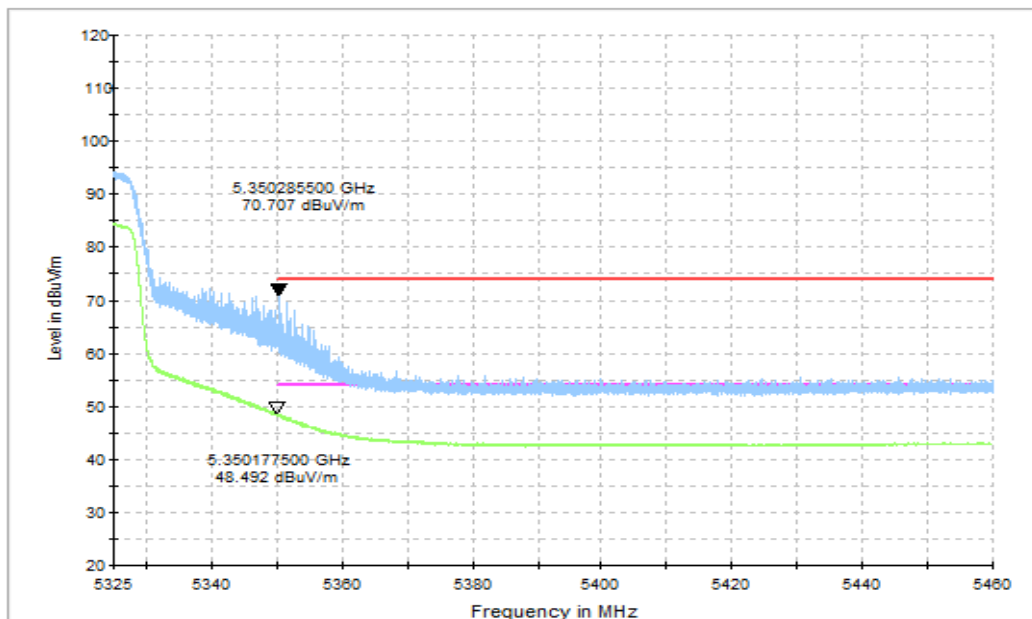


Fig.51 Band Edges (802.11ac-HT40 Ch62, 5310MHz)

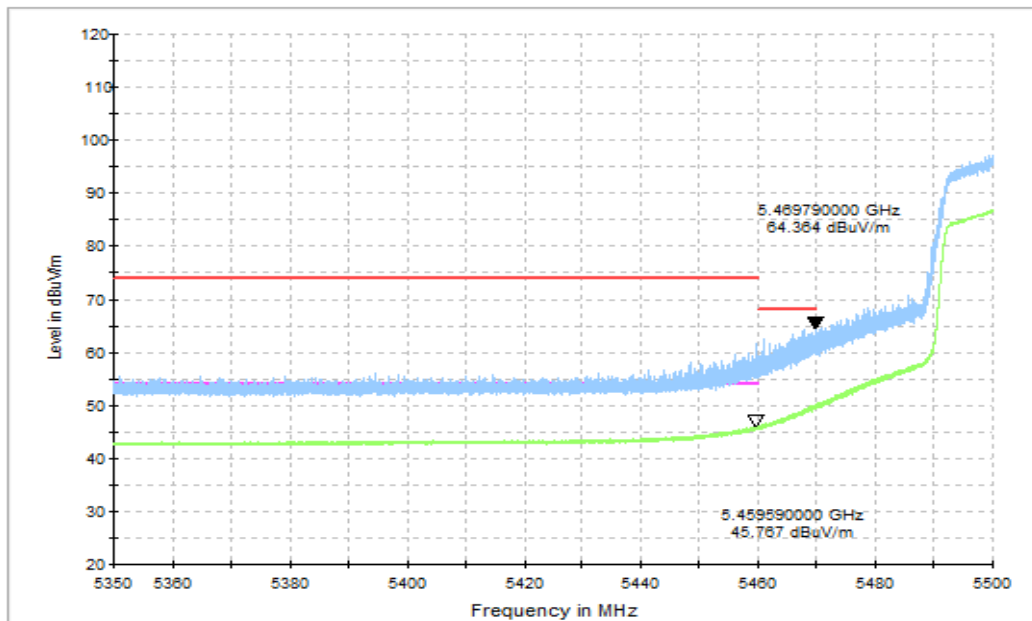


Fig.52 Band Edges (802.11ac-HT40 Ch102, 5510MHz)

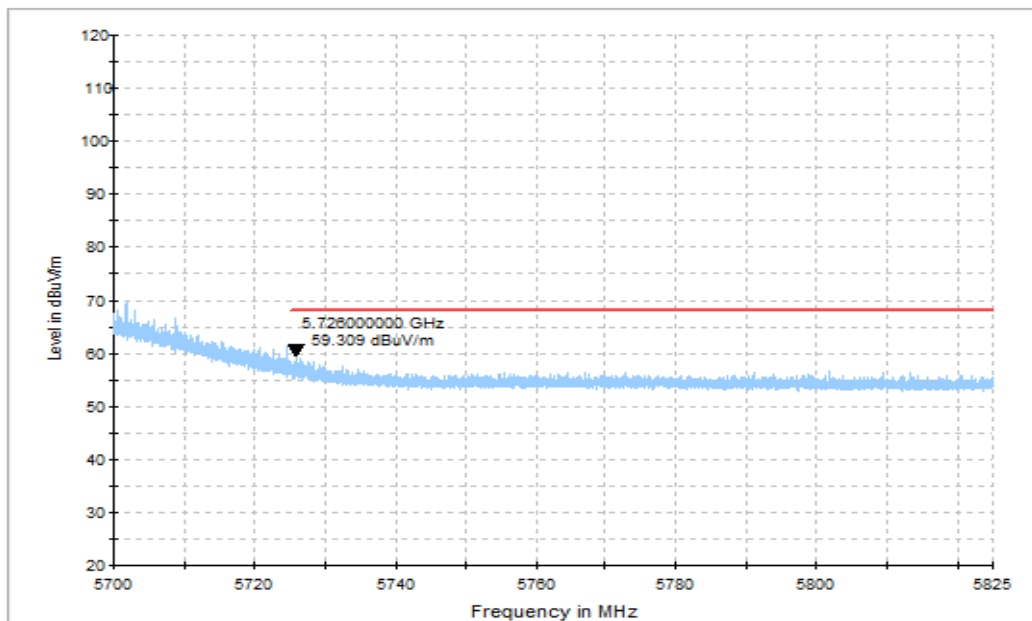


Fig.53 Band Edges (802.11ac-HT40 Ch134, 5670MHz)

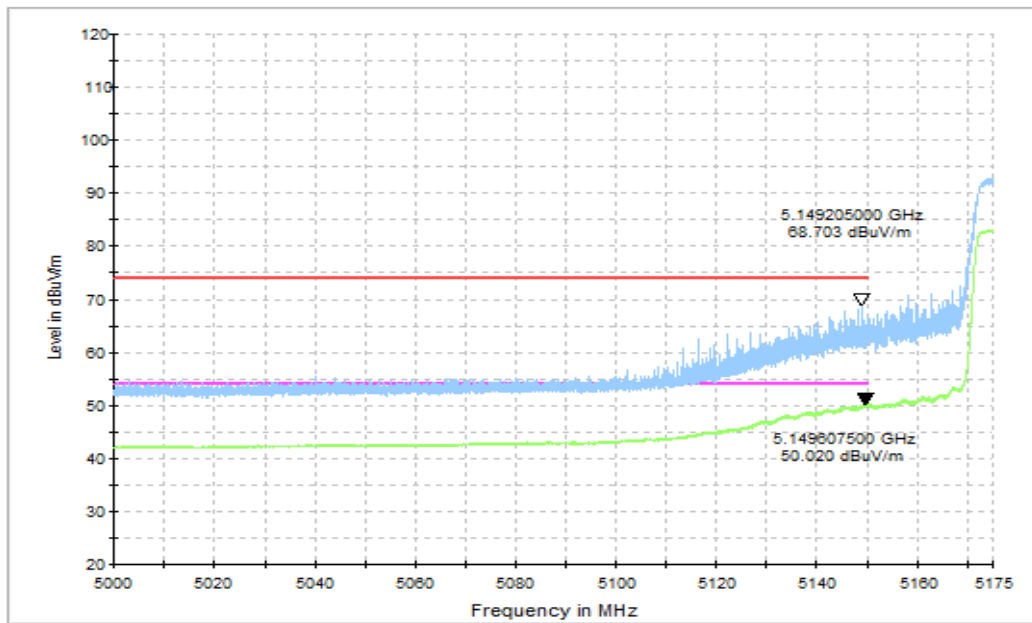


Fig.54 Band Edges (802.11ac-HT80 Ch42 , 5210MHz)

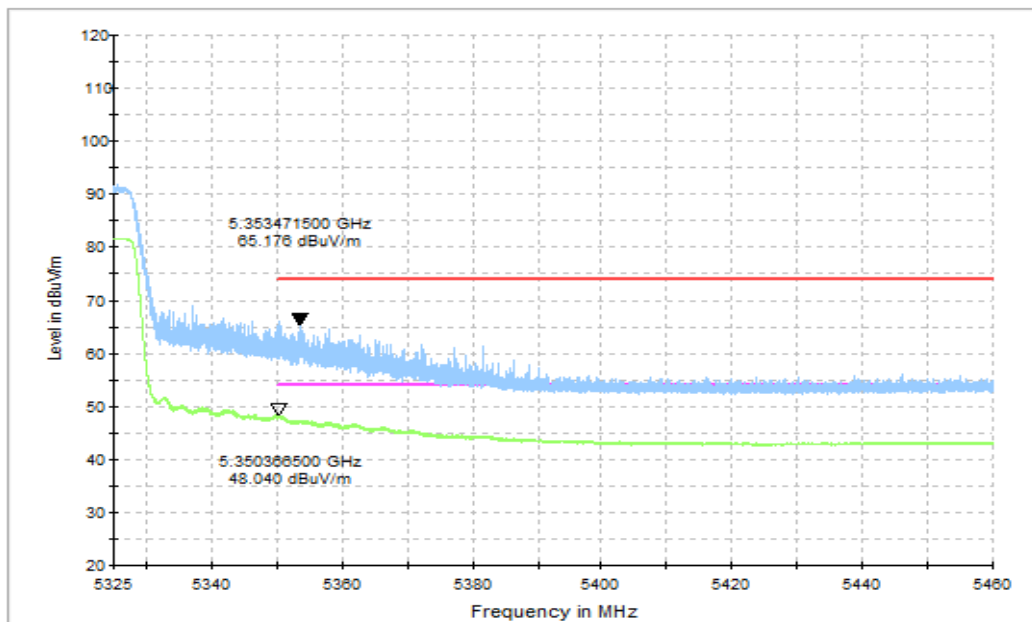


Fig.55 Band Edges (802.11ac-HT80 Ch58, 5290MHz)

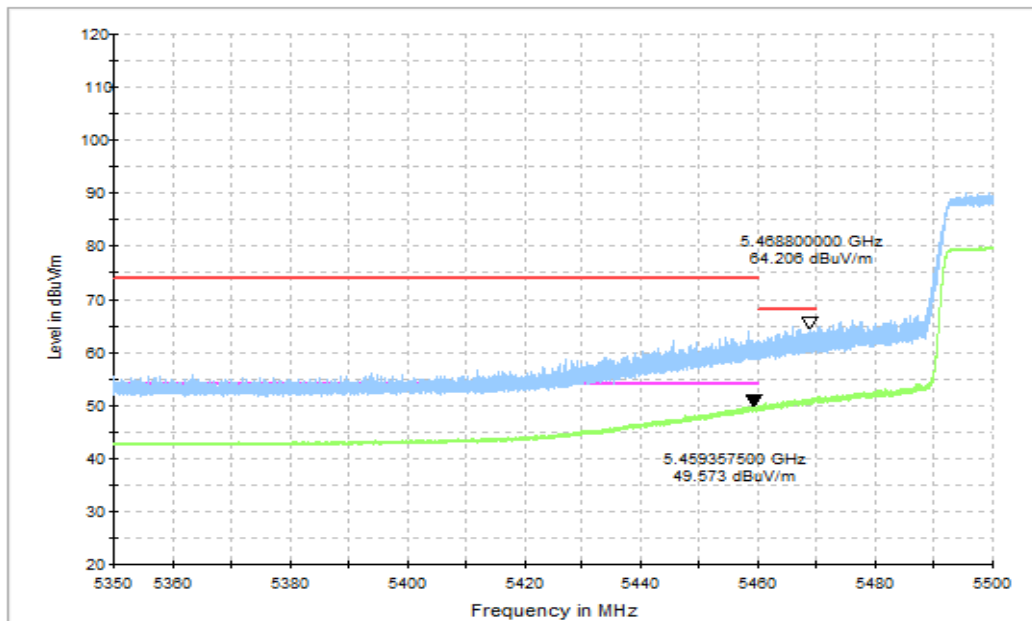


Fig.56 Band Edges (802.11ac-HT80 Ch106, 5530MHz)

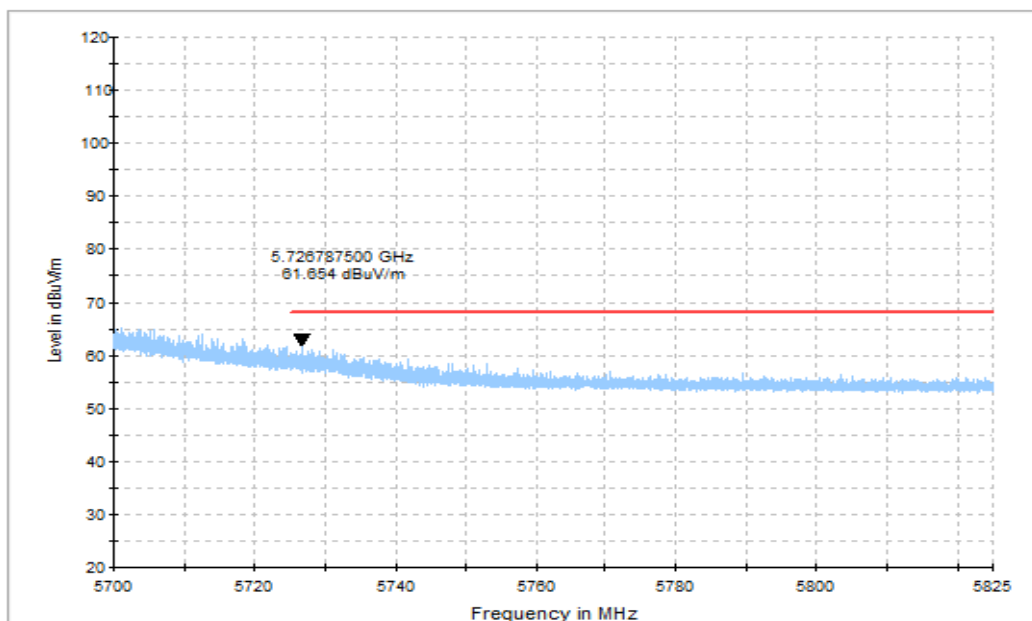


Fig.57 Band Edges (802.11ac-HT80 Ch122, 5610MHz)

A.6. Transmitter Spurious Emission

Measurement Limit:

Standard	Limit
FCC 47 CFR Part 15.407	-27 dBm/MHz

In addition, radiated emissions which fall in the restricted bands, as defined in § 15.205(a), must also comply with the radiated emission limits specified in § 15.209(a) (see § 15.205(c)).

Limit in restricted band:

Frequency of emission (MHz)	Field strength(uV/m)	Field strength(dBuV/m)	Measurement distance(m)
30-88	100	40	3
88-216	150	43.5	3
216-960	200	46	3
Above 960	500	54	3

The measurement is made according to ANSI C63.10-2013 and KDB 789033

EUT ID: UT13a

Measurement Results:

802.11a mode

Mode	Channel	Frequency Range	Test Results	Conclusion
802.11a	36(5180MHz)	1 GHz ~ 3 GHz	---	P
		3 GHz ~ 7 GHz	---	P
		7 GHz ~ 18 GHz	---	P
	40(5200MHz)	30 MHz ~1 GHz	---	P
		1 GHz ~ 3 GHz	---	P
		3 GHz ~ 7 GHz	---	P
		7 GHz ~ 18 GHz	---	P
		18 GHz ~ 26.5 GHz	---	P
		26.5 GHz ~ 40 GHz	---	P
	48(5240MHz)	1 GHz ~ 3 GHz	---	P
		3 GHz ~ 7 GHz	---	P
		7 GHz ~ 18 GHz	---	P
	52(5260MHz)	1 GHz ~ 3 GHz	---	P
		3 GHz ~ 7 GHz	---	P
		7 GHz ~ 18 GHz	---	P
	56(5280MHz)	30 MHz ~1 GHz	---	P
		1 GHz ~ 3 GHz	---	P
		3 GHz ~ 7 GHz	---	P
		7 GHz ~ 18 GHz	---	P
		18 GHz ~ 26.5 GHz	---	P
		26.5 GHz ~ 40 GHz	---	P
	64(5320MHz)	1 GHz ~ 3 GHz	---	P
		3 GHz ~ 7 GHz	---	P
		7 GHz ~ 18 GHz	---	P
	100(5500MHz)	1 GHz ~ 3 GHz	---	P
		3 GHz ~ 7 GHz	---	P
		7 GHz ~ 18 GHz	---	P
	120(5600MHz)	30 MHz ~1 GHz	---	P
		1 GHz ~ 3 GHz	---	P
		3 GHz ~ 7 GHz	---	P
		7 GHz ~ 18 GHz	---	P
		18 GHz ~ 26.5 GHz	---	P
		26.5 GHz ~ 40 GHz	---	P
	140(5700MHz)	1 GHz ~ 3 GHz	---	P
		3 GHz ~ 7 GHz	---	P
		7 GHz ~ 18 GHz	---	P

802.11n-HT20 mode

Mode	Channel	Frequency Range	Test Results	Conclusion
802.11n -HT20	36(5180MHz)	1 GHz ~ 3 GHz	---	P
		3 GHz ~ 7 GHz	---	P
		7 GHz ~ 18 GHz	---	P
	40(5200MHz)	30 MHz ~1 GHz	---	P
		1 GHz ~ 3 GHz	---	P
		3 GHz ~ 7 GHz	---	P
		7 GHz ~ 18 GHz	---	P
		18 GHz ~ 26.5 GHz	---	P
		26.5 GHz ~ 40 GHz	---	P
	48(5240MHz)	1 GHz ~ 3 GHz	---	P
		3 GHz ~ 7 GHz	---	P
		7 GHz ~ 18 GHz	---	P
	52(5260MHz)	1 GHz ~ 3 GHz	---	P
		3 GHz ~ 7 GHz	---	P
		7 GHz ~ 18 GHz	---	P
	56(5280MHz)	30 MHz ~1 GHz	---	P
		1 GHz ~ 3 GHz	---	P
		3 GHz ~ 7 GHz	---	P
		7 GHz ~ 18 GHz	---	P
		18 GHz ~ 26.5 GHz	---	P
		26.5 GHz ~ 40 GHz	---	P
	64(5320MHz)	1 GHz ~ 3 GHz	---	P
		3 GHz ~ 7 GHz	---	P
		7 GHz ~ 18 GHz	---	P
	100(5500MHz)	1 GHz ~ 3 GHz	---	P
		3 GHz ~ 7 GHz	---	P
		7 GHz ~ 18 GHz	---	P
	120(5600MHz)	30 MHz ~1 GHz	---	P
		1 GHz ~ 3 GHz	---	P
		3 GHz ~ 7 GHz	---	P
		7 GHz ~ 18 GHz	---	P
		18 GHz ~ 26.5 GHz	---	P
		26.5 GHz ~ 40 GHz	---	P
	140(5700MHz)	1 GHz ~ 3 GHz	---	P
		3 GHz ~ 7 GHz	---	P
		7 GHz ~ 18 GHz	---	P

802.11n-HT40 mode

Mode	Channel	Frequency Range	Test Results	Conclusion
802.11n HT40	38(5190MHz)	30 MHz ~1 GHz	---	P
		1 GHz ~ 3 GHz	---	P
		3 GHz ~ 7 GHz	---	P
		7 GHz ~ 18 GHz	---	P
		18 GHz ~ 26.5 GHz	---	P
		26.5 GHz ~ 40 GHz	---	P
	46(5230MHz)	1 GHz ~ 3 GHz	---	P
		3 GHz ~ 7 GHz	---	P
		7 GHz ~ 18 GHz	---	P
	54(5270MHz)	30 MHz ~1 GHz	---	P
		1 GHz ~ 3 GHz	---	P
		3 GHz ~ 7 GHz	---	P
		7 GHz ~ 18 GHz	---	P
		18 GHz ~ 26.5 GHz	---	P
		26.5 GHz ~ 40 GHz	---	P
	62(5310MHz)	30 MHz ~1 GHz	---	P
		1 GHz ~ 3 GHz	---	P
		3 GHz ~ 7 GHz	---	P
		7 GHz ~ 18 GHz	---	P
		18 GHz ~ 26.5 GHz	---	P
		26.5 GHz ~ 40 GHz	---	P
	102(5510MHz)	30 MHz ~1 GHz	---	P
		1 GHz ~ 3 GHz	---	P
		3 GHz ~ 7 GHz	---	P
		7 GHz ~ 18 GHz	---	P
		18 GHz ~ 26.5 GHz	---	P
		26.5 GHz ~ 40 GHz	---	P
	118(5590MHz)	1 GHz ~ 3 GHz	---	P
		3 GHz ~ 7 GHz	---	P
		7 GHz ~ 18 GHz	---	P
134(5670MHz)	30 MHz ~1 GHz	---	P	
	1 GHz ~ 3 GHz	---	P	
	3 GHz ~ 7 GHz	---	P	
	7 GHz ~ 18 GHz	---	P	
	18 GHz ~ 26.5 GHz	---	P	
	26.5 GHz ~ 40 GHz	---	P	

802.11ac-HT20 mode

Mode	Channel	Frequency Range	Test Results	Conclusion
802.11ac -HT20	36(5180MHz)	1 GHz ~ 3 GHz	---	P
		3 GHz ~ 7 GHz	---	P
		7 GHz ~ 18 GHz	---	P
	40(5200MHz)	30 MHz ~1 GHz	---	P
		1 GHz ~ 3 GHz	---	P
		3 GHz ~ 7 GHz	---	P
		7 GHz ~ 18 GHz	---	P
		18 GHz ~ 26.5 GHz	---	P
		26.5 GHz ~ 40 GHz	---	P
	48(5240MHz)	1 GHz ~ 3 GHz	---	P
		3 GHz ~ 7 GHz	---	P
		7 GHz ~ 18 GHz	---	P
	52(5260MHz)	1 GHz ~ 3 GHz	---	P
		3 GHz ~ 7 GHz	---	P
		7 GHz ~ 18 GHz	---	P
	56(5280MHz)	30 MHz ~1 GHz	---	P
		1 GHz ~ 3 GHz	---	P
		3 GHz ~ 7 GHz	---	P
		7 GHz ~ 18 GHz	---	P
		18 GHz ~ 26.5 GHz	---	P
		26.5 GHz ~ 40 GHz	---	P
	64(5320MHz)	1 GHz ~ 3 GHz	---	P
		3 GHz ~ 7 GHz	---	P
		7 GHz ~ 18 GHz	---	P
	100(5500MHz)	1 GHz ~ 3 GHz	---	P
		3 GHz ~ 7 GHz	---	P
		7 GHz ~ 18 GHz	---	P
	120(5600MHz)	30 MHz ~1 GHz	---	P
		1 GHz ~ 3 GHz	---	P
		3 GHz ~ 7 GHz	---	P
		7 GHz ~ 18 GHz	---	P
		18 GHz ~ 26.5 GHz	---	P
		26.5 GHz ~ 40 GHz	---	P
	140(5700MHz)	1 GHz ~ 3 GHz	---	P
		3 GHz ~ 7 GHz	---	P
		7 GHz ~ 18 GHz	---	P

802.11ac-HT40 mode

Mode	Channel	Frequency Range	Test Results	Conclusion
802.11ac HT40	38(5190MHz)	30 MHz ~1 GHz	---	P
		1 GHz ~ 3 GHz	---	P
		3 GHz ~ 7 GHz	---	P
		7 GHz ~ 18 GHz	---	P
		18 GHz ~ 26.5 GHz	---	P
		26.5 GHz ~ 40 GHz	---	P
	46(5230MHz)	1 GHz ~ 3 GHz	---	P
		3 GHz ~ 7 GHz	---	P
		7 GHz ~ 18 GHz	---	P
	54(5270MHz)	30 MHz ~1 GHz	---	P
		1 GHz ~ 3 GHz	---	P
		3 GHz ~ 7 GHz	---	P
		7 GHz ~ 18 GHz	---	P
		18 GHz ~ 26.5 GHz	---	P
		26.5 GHz ~ 40 GHz	---	P
	62(5310MHz)	30 MHz ~1 GHz	---	P
		1 GHz ~ 3 GHz	---	P
		3 GHz ~ 7 GHz	---	P
		7 GHz ~ 18 GHz	---	P
		18 GHz ~ 26.5 GHz	---	P
		26.5 GHz ~ 40 GHz	---	P
	102(5510MHz)	30 MHz ~1 GHz	---	P
		1 GHz ~ 3 GHz	---	P
		3 GHz ~ 7 GHz	---	P
		7 GHz ~ 18 GHz	---	P
		18 GHz ~ 26.5 GHz	---	P
		26.5 GHz ~ 40 GHz	---	P
	118(5590MHz)	1 GHz ~ 3 GHz	---	P
		3 GHz ~ 7 GHz	---	P
		7 GHz ~ 18 GHz	---	P
134(5670MHz)	30 MHz ~1 GHz	---	P	
	1 GHz ~ 3 GHz	---	P	
	3 GHz ~ 7 GHz	---	P	
	7 GHz ~ 18 GHz	---	P	
	18 GHz ~ 26.5 GHz	---	P	
	26.5 GHz ~ 40 GHz	---	P	

802.11ac-HT80 mode

Mode	Channel	Frequency Range	Test Results	Conclusion
802.11ac – HT80	42(5210MHz)	1 GHz ~ 3 GHz	---	P
		3 GHz ~ 7 GHz	---	P
		7 GHz ~ 18 GHz	---	P
	58(5290MHz)	30 MHz ~1 GHz	---	P
		1 GHz ~ 3 GHz	---	P
		3 GHz ~ 7 GHz	---	P
		7 GHz ~ 18 GHz	---	P
		18 GHz ~ 26.5 GHz	---	P
	106(5530MHz)	26.5 GHz ~ 40 GHz	---	P
		1 GHz ~ 3 GHz	---	P
		3 GHz ~ 7 GHz	---	P
	122(5610MHz)	7 GHz ~ 18 GHz	---	P
		1 GHz ~ 3 GHz	---	P
		3 GHz ~ 7 GHz	---	P
			7 GHz ~ 18 GHz	---

Conclusion: PASS

Note:

A "reference path loss" is established and the A_{Rpl} is the attenuation of "reference path loss", and including the gain of receive antenna, the gain of the preamplifier, the cable loss.

P_{Mea} is the field strength recorded from the instrument.

The measurement results are obtained as described below:

$$\text{Result} = P_{Mea} + A_{Rpl} = P_{Mea} + \text{Cable Loss} + \text{Antenna Factor}$$

AVERAGE Results:
802.11a

Channel 36

Frequency (MHz)	Measurement Result (dBuV/m)	Cable Loss (dB)	Antenna Factor (dB/m)	Receiver Reading (dBuV)	Limit (dBuV/m)	Margin (dB)	Antenna Pol. (H/V)
5149.650	43.57	-25.70	34.10	35.17	54.00	10.43	V
5149.950	43.61	-25.70	34.10	35.21	54.00	10.39	V
11955.500	34.41	-31.65	38.80	27.26	54.00	19.59	V
15540.000	35.77	-28.84	39.90	24.72	54.00	18.23	V
17750.000	36.25	-26.52	40.35	22.42	54.00	17.75	H
17865.000	36.17	-26.31	40.23	22.25	54.00	17.83	H

Channel 40

Frequency (MHz)	Measurement Result (dBuV/m)	Cable Loss (dB)	Antenna Factor (dB/m)	Receiver Reading (dBuV)	Limit (dBuV/m)	Margin (dB)	Antenna Pol. (H/V)
5148.000	43.36	-25.69	34.10	34.96	54.00	10.64	V
5148.700	43.33	-25.70	34.10	34.93	54.00	10.67	V
12440.500	34.40	-31.14	38.86	26.68	54.00	19.60	H
15600.000	35.24	-28.71	39.90	24.05	54.00	18.76	H
17754.500	36.18	-26.51	40.35	22.35	54.00	17.82	H
17865.500	36.13	-26.31	40.23	22.20	54.00	17.87	H

Channel 48

Frequency (MHz)	Measurement Result (dBuV/m)	Cable Loss (dB)	Antenna Factor (dB/m)	Receiver Reading (dBuV)	Limit (dBuV/m)	Margin (dB)	Antenna Pol. (H/V)
5147.300	43.12	-25.69	34.09	34.72	54.00	10.88	V
5148.950	43.08	-25.70	34.10	34.68	54.00	10.92	V
12414.000	34.38	-31.21	38.89	26.71	54.00	19.62	V
15720.000	35.27	-28.48	40.06	23.69	54.00	18.73	H
17749.000	36.15	-26.52	40.35	22.32	54.00	17.85	H
17862.000	35.98	-26.32	40.24	22.06	54.00	18.02	V

Channel 52

Frequency (MHz)	Measurement Result (dBuV/m)	Cable Loss (dB)	Antenna Factor (dB/m)	Receiver Reading (dBuV)	Limit (dBuV/m)	Margin (dB)	Antenna Pol. (H/V)
5351.600	42.81	-25.76	34.30	34.27	54.00	11.19	V
5356.900	42.76	-25.76	34.31	34.20	54.00	11.24	V
12439.000	34.36	-31.14	38.86	26.64	54.00	19.64	H
15780.000	35.32	-28.38	40.24	23.46	54.00	18.68	H
17742.000	36.06	-26.53	40.36	22.23	54.00	17.94	V
17849.000	35.92	-26.35	40.25	22.02	54.00	18.08	V

Channel 56

Frequency (MHz)	Measurement Result (dBuV/m)	Cable Loss (dB)	Antenna Factor (dB/m)	Receiver Reading (dBuV)	Limit (dBuV/m)	Margin (dB)	Antenna Pol. (H/V)
5350.800	42.77	-25.76	34.30	34.23	54.00	11.23	V
5357.900	42.74	-25.75	34.32	34.18	54.00	11.26	V
11951.000	34.38	-31.66	38.80	27.24	54.00	19.62	V
15840.000	35.98	-28.18	40.30	23.86	54.00	18.02	V
17748.000	36.09	-26.52	40.35	22.26	54.00	17.91	H
17865.000	36.07	-26.31	40.23	22.14	54.00	17.93	H

Channel 64

Frequency (MHz)	Measurement Result (dBuV/m)	Cable Loss (dB)	Antenna Factor (dB/m)	Receiver Reading (dBuV)	Limit (dBuV/m)	Margin (dB)	Antenna Pol. (H/V)
5350.000	44.59	-25.76	34.30	36.05	54.00	9.41	V
5350.150	44.51	-25.76	34.30	35.97	54.00	9.49	V
10640.000	32.36	-33.30	37.90	27.76	54.00	21.64	H
15960.000	36.06	-27.65	40.30	23.41	54.00	17.94	V
17745.000	36.06	-26.52	40.35	22.23	54.00	17.94	V
17870.500	36.05	-26.30	40.23	22.12	54.00	17.95	V

Channel 100

Frequency (MHz)	Measurement Result (dBuV/m)	Cable Loss (dB)	Antenna Factor (dB/m)	Receiver Reading (dBuV)	Limit (dBuV/m)	Margin (dB)	Antenna Pol. (H/V)
5455.050	43.39	-25.36	34.41	34.33	54.00	10.61	V
5458.950	43.45	-25.34	34.42	34.36	54.00	10.55	V
10998.500	35.66	-32.68	37.90	30.44	54.00	18.34	H
16032.500	36.37	-27.88	40.40	23.85	54.00	17.63	H
17763.500	36.16	-26.50	40.34	22.32	54.00	17.84	V
17856.500	35.88	-26.33	40.24	21.97	54.00	18.12	H

Channel 120

Frequency (MHz)	Measurement Result (dBuV/m)	Cable Loss (dB)	Antenna Factor (dB/m)	Receiver Reading (dBuV)	Limit (dBuV/m)	Margin (dB)	Antenna Pol. (H/V)
5455.350	43.05	-25.35	34.41	33.99	54.00	10.95	V
5459.500	43.06	-25.33	34.42	33.97	54.00	10.94	V
11200.000	36.51	-32.08	38.00	30.59	54.00	17.49	V
16033.000	36.40	-27.88	40.40	23.87	54.00	17.60	V
17766.000	36.10	-26.50	40.33	22.27	54.00	17.90	V
17857.500	36.00	-26.33	40.24	22.09	54.00	18.00	H

Channel 140

Frequency (MHz)	Measurement Result (dBuV/m)	Cable Loss (dB)	Antenna Factor (dB/m)	Receiver Reading (dBuV)	Limit (dBuV/m)	Margin (dB)	Antenna Pol. (H/V)
5456.200	42.87	-25.35	34.41	33.81	48.30	5.43	V
5458.550	42.84	-25.34	34.42	33.76	48.30	5.46	V
11400.000	35.07	-32.34	38.00	29.41	48.30	13.23	V
16026.000	36.42	-27.85	40.38	23.90	48.30	11.88	H
17750.500	35.94	-26.52	40.35	22.11	48.30	12.36	V
17869.500	35.90	-26.30	40.23	21.97	48.30	12.40	V

802.11n-HT20

Channel 36

Frequency (MHz)	Measurement Result (dBuV/m)	Cable Loss (dB)	Antenna Factor (dB/m)	Receiver Reading (dBuV)	Limit (dBuV/m)	Margin (dB)	Antenna Pol. (H/V)
5149.850	43.93	-25.70	34.10	35.53	54.00	10.07	V
5149.950	43.93	-25.70	34.10	35.53	54.00	10.07	V
11960.000	34.34	-31.64	38.80	27.17	54.00	19.66	V
15540.000	35.73	-28.84	39.90	24.67	54.00	18.27	H
17746.000	36.17	-26.52	40.35	22.34	54.00	17.83	H
17789.000	36.21	-26.47	40.31	22.37	54.00	17.79	V

Channel 40

Frequency (MHz)	Measurement Result (dBuV/m)	Cable Loss (dB)	Antenna Factor (dB/m)	Receiver Reading (dBuV)	Limit (dBuV/m)	Margin (dB)	Antenna Pol. (H/V)
5147.800	43.25	-25.69	34.10	34.85	54.00	10.75	V
5148.650	43.27	-25.70	34.10	34.87	54.00	10.73	V
11960.000	34.34	-31.64	38.80	27.17	54.00	19.66	H
15600.000	35.17	-28.71	39.90	23.98	54.00	18.83	H
17745.500	36.21	-26.52	40.35	22.38	54.00	17.79	H
17865.500	36.13	-26.31	40.23	22.20	54.00	17.87	H

Channel 48

Frequency (MHz)	Measurement Result (dBuV/m)	Cable Loss (dB)	Antenna Factor (dB/m)	Receiver Reading (dBuV)	Limit (dBuV/m)	Margin (dB)	Antenna Pol. (H/V)
5144.800	42.82	-25.68	34.09	34.41	54.00	11.18	V
5148.500	42.79	-25.70	34.10	34.38	54.00	11.21	V
12437.500	34.38	-31.15	38.86	26.67	54.00	19.62	H
15720.000	35.26	-28.48	40.06	23.69	54.00	18.74	H
17749.000	36.11	-26.52	40.35	22.27	54.00	17.89	V
17850.000	35.98	-26.35	40.25	22.08	54.00	18.02	V

Channel 52

Frequency (MHz)	Measurement Result (dBuV/m)	Cable Loss (dB)	Antenna Factor (dB/m)	Receiver Reading (dBuV)	Limit (dBuV/m)	Margin (dB)	Antenna Pol. (H/V)
5351.150	42.60	-25.76	34.30	34.06	54.00	11.40	V
5353.700	42.60	-25.76	34.31	34.05	54.00	11.40	V
11920.000	34.46	-31.75	38.80	27.41	54.00	19.54	V
15780.000	35.20	-28.38	40.24	23.34	54.00	18.80	H
17748.000	36.04	-26.52	40.35	22.21	54.00	17.96	V
17863.000	35.82	-26.32	40.24	21.90	54.00	18.18	H

Channel 56

Frequency (MHz)	Measurement Result (dBuV/m)	Cable Loss (dB)	Antenna Factor (dB/m)	Receiver Reading (dBuV)	Limit (dBuV/m)	Margin (dB)	Antenna Pol. (H/V)
5351.200	42.88	-25.76	34.30	34.33	54.00	11.12	V
5352.700	42.81	-25.76	34.31	34.27	54.00	11.19	V
11960.500	34.30	-31.63	38.80	27.14	54.00	19.70	V
15840.000	35.84	-28.18	40.30	23.72	54.00	18.16	V
17743.500	36.05	-26.53	40.36	22.22	54.00	17.95	V
17768.000	35.89	-26.49	40.33	22.06	54.00	18.11	H

Channel 64

Frequency (MHz)	Measurement Result (dBuV/m)	Cable Loss (dB)	Antenna Factor (dB/m)	Receiver Reading (dBuV)	Limit (dBuV/m)	Margin (dB)	Antenna Pol. (H/V)
5350.100	43.37	-25.76	34.30	34.82	54.00	10.63	V
5350.500	43.37	-25.76	34.30	34.83	54.00	10.63	V
10640.000	32.33	-33.30	37.90	27.74	54.00	21.67	V
15960.000	35.91	-27.65	40.30	23.26	54.00	18.09	V
17744.000	35.89	-26.53	40.36	22.06	54.00	18.11	V
17792.500	35.77	-26.46	40.31	21.92	54.00	18.23	H

Channel 100

Frequency (MHz)	Measurement Result (dBuV/m)	Cable Loss (dB)	Antenna Factor (dB/m)	Receiver Reading (dBuV)	Limit (dBuV/m)	Margin (dB)	Antenna Pol. (H/V)
5456.850	43.17	-25.35	34.41	34.10	54.00	10.83	V
5458.800	43.15	-25.34	34.42	34.07	54.00	10.85	V
10998.500	34.81	-32.68	37.90	29.59	54.00	19.19	V
16025.500	36.33	-27.85	40.38	23.81	54.00	17.67	H
17750.000	35.81	-26.52	40.35	21.98	54.00	18.19	V
17843.500	35.75	-26.36	40.26	21.85	54.00	18.25	V

Channel 120

Frequency (MHz)	Measurement Result (dBuV/m)	Cable Loss (dB)	Antenna Factor (dB/m)	Receiver Reading (dBuV)	Limit (dBuV/m)	Margin (dB)	Antenna Pol. (H/V)
5455.700	43.01	-25.35	34.41	33.95	54.00	10.99	V
5459.350	43.00	-25.33	34.42	33.91	54.00	11.00	V
11199.000	34.66	-32.08	38.00	28.74	54.00	19.34	V
16029.500	36.40	-27.87	40.39	23.88	54.00	17.60	H
17766.000	36.07	-26.50	40.33	22.23	54.00	17.93	V
17872.500	35.77	-26.29	40.23	21.83	54.00	18.23	V

Channel 140

Frequency (MHz)	Measurement Result (dBuV/m)	Cable Loss (dB)	Antenna Factor (dB/m)	Receiver Reading (dBuV)	Limit (dBuV/m)	Margin (dB)	Antenna Pol. (H/V)
5454.250	42.83	-25.36	34.41	33.78	48.30	5.47	V
5459.200	42.86	-25.33	34.42	33.77	48.30	5.44	V
11400.000	33.45	-32.34	38.00	27.79	48.30	14.85	V
16028.500	36.38	-27.86	40.39	23.86	48.30	11.91	V
17745.000	35.90	-26.52	40.35	22.06	48.30	12.40	H
17867.000	35.92	-26.31	40.23	22.00	48.30	12.38	H

802.11n-HT40

Channel 38

Frequency (MHz)	Measurement Result (dBuV/m)	Cable Loss (dB)	Antenna Factor (dB/m)	Receiver Reading (dBuV)	Limit (dBuV/m)	Margin (dB)	Antenna Pol. (H/V)
5149.850	48.89	-25.70	34.10	40.49	54.00	5.11	V
5149.950	48.91	-25.70	34.10	40.51	54.00	5.09	V
12388.000	34.42	-31.28	38.89	26.82	54.00	19.58	V
15570.000	35.32	-28.78	39.90	24.19	54.00	18.68	H
17745.500	36.08	-26.52	40.35	22.25	54.00	17.92	H
17848.500	35.87	-26.35	40.25	21.96	54.00	18.13	V

Channel 46

Frequency (MHz)	Measurement Result (dBuV/m)	Cable Loss (dB)	Antenna Factor (dB/m)	Receiver Reading (dBuV)	Limit (dBuV/m)	Margin (dB)	Antenna Pol. (H/V)
5148.900	43.81	-25.70	34.10	35.41	54.00	10.19	V
5149.450	43.75	-25.70	34.10	35.35	54.00	10.25	V
11961.000	34.30	-31.63	38.80	27.13	54.00	19.70	H
15690.000	34.95	-28.53	39.99	23.50	54.00	19.05	H
17747.500	36.21	-26.52	40.35	22.38	54.00	17.79	V
17864.000	36.05	-26.31	40.24	22.12	54.00	17.95	V

Channel 54

Frequency (MHz)	Measurement Result (dBuV/m)	Cable Loss (dB)	Antenna Factor (dB/m)	Receiver Reading (dBuV)	Limit (dBuV/m)	Margin (dB)	Antenna Pol. (H/V)
5350.750	42.75	-25.76	34.30	34.21	54.00	11.25	V
5351.900	42.77	-25.76	34.30	34.22	54.00	11.23	V
11959.500	34.29	-31.64	38.80	27.12	54.00	19.71	H
15810.000	35.60	-28.31	40.30	23.62	54.00	18.40	V
17743.500	35.86	-26.53	40.36	22.03	54.00	18.14	H
17856.000	35.91	-26.33	40.24	21.99	54.00	18.09	V

Channel 62

Frequency (MHz)	Measurement Result (dBuV/m)	Cable Loss (dB)	Antenna Factor (dB/m)	Receiver Reading (dBuV)	Limit (dBuV/m)	Margin (dB)	Antenna Pol. (H/V)
5351.850	43.05	-25.76	34.30	34.50	54.00	10.95	V
5356.650	42.81	-25.76	34.31	34.25	54.00	11.19	V
10620.000	32.04	-33.33	37.90	27.47	54.00	21.96	V
15930.000	36.00	-27.78	40.30	23.48	54.00	18.00	H
17747.000	35.99	-26.52	40.35	22.16	54.00	18.01	V
17837.000	35.73	-26.38	40.26	21.84	54.00	18.27	H

Channel 102

Frequency (MHz)	Measurement Result (dBuV/m)	Cable Loss (dB)	Antenna Factor (dB/m)	Receiver Reading (dBuV)	Limit (dBuV/m)	Margin (dB)	Antenna Pol. (H/V)
5458.850	43.91	-25.34	34.42	34.83	54.00	10.09	V
5456.900	43.75	-25.35	34.41	34.68	54.00	10.25	V
11017.000	34.21	-32.63	37.92	28.92	54.00	19.79	V
16029.000	36.36	-27.87	40.39	23.84	54.00	17.64	V
17747.000	35.97	-26.52	40.35	22.14	54.00	18.03	H
17857.500	35.90	-26.33	40.24	21.98	54.00	18.10	H

Channel 118

Frequency (MHz)	Measurement Result (dBuV/m)	Cable Loss (dB)	Antenna Factor (dB/m)	Receiver Reading (dBuV)	Limit (dBuV/m)	Margin (dB)	Antenna Pol. (H/V)
5454.600	43.10	-25.36	34.41	34.05	54.00	10.90	V
5458.200	43.13	-25.34	34.42	34.06	54.00	10.87	V
11178.500	35.85	-32.10	38.00	29.95	54.00	18.15	H
16031.000	36.38	-27.87	40.39	23.85	54.00	17.62	V
17745.000	35.83	-26.52	40.35	22.00	54.00	18.17	V
17856.000	35.82	-26.33	40.24	21.91	54.00	18.18	V



Channel 134

Frequency (MHz)	Measurement Result (dBuV/m)	Cable Loss (dB)	Antenna Factor (dB/m)	Receiver Reading (dBuV)	Limit (dBuV/m)	Margin (dB)	Antenna Pol. (H/V)
5452.500	42.90	-25.37	34.41	33.86	48.30	5.40	V
5456.800	42.95	-25.35	34.41	33.88	48.30	5.35	V
11339.000	34.53	-32.19	38.00	28.72	48.30	13.77	H
16025.500	36.38	-27.85	40.38	23.85	48.30	11.92	H
17747.500	35.97	-26.52	40.35	22.14	48.30	12.33	V
17856.000	35.83	-26.33	40.24	21.92	48.30	12.47	H

802.11ac-HT20

Channel 36

Frequency (MHz)	Measurement Result (dBuV/m)	Cable Loss (dB)	Antenna Factor (dB/m)	Receiver Reading (dBuV)	Limit (dBuV/m)	Margin (dB)	Antenna Pol. (H/V)
5149.950	44.17	-25.70	34.10	35.77	54.00	9.83	V
5150.000	44.16	-25.70	34.10	35.76	54.00	9.84	V
12412.500	34.41	-31.22	38.89	26.74	54.00	19.59	V
15540.000	35.79	-28.84	39.90	24.73	54.00	18.21	V
17740.500	35.99	-26.53	40.36	22.16	54.00	18.01	V
17843.000	36.01	-26.36	40.26	22.12	54.00	17.99	V

Channel 40

Frequency (MHz)	Measurement Result (dBuV/m)	Cable Loss (dB)	Antenna Factor (dB/m)	Receiver Reading (dBuV)	Limit (dBuV/m)	Margin (dB)	Antenna Pol. (H/V)
5148.900	43.22	-25.70	34.10	34.82	54.00	10.78	V
5149.150	43.16	-25.70	34.10	34.76	54.00	10.84	V
11959.500	34.31	-31.64	38.80	27.15	54.00	19.69	V
15600.000	35.19	-28.71	39.90	24.00	54.00	18.81	H
17771.000	36.12	-26.49	40.33	22.28	54.00	17.88	V
17863.000	36.06	-26.32	40.24	22.14	54.00	17.94	H

Channel 48

Frequency (MHz)	Measurement Result (dBuV/m)	Cable Loss (dB)	Antenna Factor (dB/m)	Receiver Reading (dBuV)	Limit (dBuV/m)	Margin (dB)	Antenna Pol. (H/V)
5148.650	42.83	-25.70	34.10	34.43	54.00	11.17	V
5148.950	42.89	-25.70	34.10	34.49	54.00	11.11	V
11962.500	34.36	-31.63	38.80	27.19	54.00	19.64	H
15720.000	35.18	-28.48	40.06	23.60	54.00	18.82	V
17747.500	36.22	-26.52	40.35	22.39	54.00	17.78	H
17764.000	36.13	-26.50	40.34	22.29	54.00	17.87	H

Channel 52

Frequency (MHz)	Measurement Result (dBuV/m)	Cable Loss (dB)	Antenna Factor (dB/m)	Receiver Reading (dBuV)	Limit (dBuV/m)	Margin (dB)	Antenna Pol. (H/V)
5351.200	42.66	-25.76	34.30	34.11	54.00	11.34	V
5358.150	42.66	-25.75	34.32	34.10	54.00	11.34	V
10520.000	32.21	-33.11	37.82	27.50	54.00	21.79	H
15780.000	34.83	-28.38	40.24	22.97	54.00	19.17	H
17747.500	36.02	-26.52	40.35	22.19	54.00	17.98	V
17863.500	35.80	-26.31	40.24	21.88	54.00	18.20	V

Channel 56

Frequency (MHz)	Measurement Result (dBuV/m)	Cable Loss (dB)	Antenna Factor (dB/m)	Receiver Reading (dBuV)	Limit (dBuV/m)	Margin (dB)	Antenna Pol. (H/V)
5352.750	42.69	-25.76	34.31	34.14	54.00	11.31	V
5360.850	42.65	-25.75	34.32	34.08	54.00	11.35	V
11953.500	34.26	-31.65	38.80	27.11	54.00	19.74	V
15840.000	35.81	-28.18	40.30	23.69	54.00	18.19	H
17740.500	35.82	-26.53	40.36	21.99	54.00	18.18	H
17849.500	35.71	-26.35	40.25	21.81	54.00	18.29	H

Channel 64

Frequency (MHz)	Measurement Result (dBuV/m)	Cable Loss (dB)	Antenna Factor (dB/m)	Receiver Reading (dBuV)	Limit (dBuV/m)	Margin (dB)	Antenna Pol. (H/V)
5350.450	44.19	-25.76	34.30	35.65	54.00	9.81	V
5350.950	44.09	-25.76	34.30	35.54	54.00	9.91	V
1640.000	32.06	0.00	28.12	3.94	54.00	21.94	V
15960.000	35.88	-27.65	40.30	23.24	54.00	18.12	H
17746.500	35.90	-26.52	40.35	22.07	54.00	18.10	H
17841.500	35.79	-26.37	40.26	21.90	54.00	18.21	H

Channel 100

Frequency (MHz)	Measurement Result (dBuV/m)	Cable Loss (dB)	Antenna Factor (dB/m)	Receiver Reading (dBuV)	Limit (dBuV/m)	Margin (dB)	Antenna Pol. (H/V)
5452.400	43.10	-25.37	34.40	34.07	54.00	10.90	V
5457.650	43.19	-25.34	34.42	34.12	54.00	10.81	V
10998.000	36.61	-32.68	37.90	31.40	54.00	17.39	H
15945.500	36.27	-27.71	40.30	23.68	54.00	17.73	V
17766.500	36.04	-26.50	40.33	22.20	54.00	17.96	H
17855.000	35.83	-26.33	40.24	21.92	54.00	18.17	H

Channel 120

Frequency (MHz)	Measurement Result (dBuV/m)	Cable Loss (dB)	Antenna Factor (dB/m)	Receiver Reading (dBuV)	Limit (dBuV/m)	Margin (dB)	Antenna Pol. (H/V)
5454.500	42.97	-25.36	34.41	33.92	54.00	11.03	V
5457.600	43.03	-25.34	34.42	33.96	54.00	10.97	V
11200.000	36.36	-32.08	38.00	30.44	54.00	17.64	H
15827.500	36.01	-28.24	40.30	23.95	54.00	17.99	V
17767.500	36.05	-26.50	40.33	22.21	54.00	17.95	H
17869.500	35.79	-26.30	40.23	21.86	54.00	18.21	V

Channel 140

Frequency (MHz)	Measurement Result (dBuV/m)	Cable Loss (dB)	Antenna Factor (dB/m)	Receiver Reading (dBuV)	Limit (dBuV/m)	Margin (dB)	Antenna Pol. (H/V)
5453.900	42.90	-25.36	34.41	33.86	48.30	5.40	V
5459.000	42.90	-25.33	34.42	33.82	48.30	5.40	V
11398.000	35.45	-32.33	38.00	29.78	48.30	12.85	V
15829.500	35.95	-28.23	40.30	23.88	48.30	12.35	H
17748.500	36.12	-26.52	40.35	22.29	48.30	12.18	H
17863.000	35.86	-26.32	40.24	21.94	48.30	12.44	H

802.11ac-HT40

Channel 38

Frequency (MHz)	Measurement Result (dBuV/m)	Cable Loss (dB)	Antenna Factor (dB/m)	Receiver Reading (dBuV)	Limit (dBuV/m)	Margin (dB)	Antenna Pol. (H/V)
5149.900	48.74	-25.70	34.10	40.34	54.00	5.26	V
5149.950	48.83	-25.70	34.10	40.43	54.00	5.17	V
11961.500	34.38	-31.63	38.80	27.22	54.00	19.62	H
15570.000	35.09	-28.78	39.90	23.97	54.00	18.91	V
17750.500	36.01	-26.52	40.35	22.18	54.00	17.99	H
17857.500	36.08	-26.33	40.24	22.16	54.00	17.92	V

Channel 46

Frequency (MHz)	Measurement Result (dBuV/m)	Cable Loss (dB)	Antenna Factor (dB/m)	Receiver Reading (dBuV)	Limit (dBuV/m)	Margin (dB)	Antenna Pol. (H/V)
5148.950	42.98	-25.70	34.10	34.58	54.00	11.02	V
5149.600	42.91	-25.70	34.10	34.51	54.00	11.09	V
11959.000	34.33	-31.64	38.80	27.17	54.00	19.67	V
15690.000	34.93	-28.53	39.99	23.47	54.00	19.07	V
17747.500	36.09	-26.52	40.35	22.26	54.00	17.91	H
17866.500	36.06	-26.31	40.23	22.13	54.00	17.94	V

Channel 54

Frequency (MHz)	Measurement Result (dBuV/m)	Cable Loss (dB)	Antenna Factor (dB/m)	Receiver Reading (dBuV)	Limit (dBuV/m)	Margin (dB)	Antenna Pol. (H/V)
5143.050	42.60	-25.68	34.09	34.20	54.00	11.40	V
5353.950	42.85	-25.76	34.31	34.30	54.00	11.15	V
10540.000	32.28	-33.15	37.84	27.60	54.00	21.72	V
15810.000	35.65	-28.31	40.30	23.66	54.00	18.35	H
17770.000	36.05	-26.49	40.33	22.22	54.00	17.95	H
17869.000	35.99	-26.30	40.23	22.06	54.00	18.01	V

Channel 62

Frequency (MHz)	Measurement Result (dBuV/m)	Cable Loss (dB)	Antenna Factor (dB/m)	Receiver Reading (dBuV)	Limit (dBuV/m)	Margin (dB)	Antenna Pol. (H/V)
5350.150	47.61	-25.76	34.30	39.07	54.00	6.39	V
5350.300	47.61	-25.76	34.30	39.07	54.00	6.39	V
10620.000	32.07	-33.33	37.90	27.50	54.00	21.93	H
15930.000	36.10	-27.78	40.30	23.59	54.00	17.90	V
17750.500	35.97	-26.52	40.35	22.13	54.00	18.03	V
17868.000	35.86	-26.30	40.23	21.93	54.00	18.14	H

Channel 102

Frequency (MHz)	Measurement Result (dBuV/m)	Cable Loss (dB)	Antenna Factor (dB/m)	Receiver Reading (dBuV)	Limit (dBuV/m)	Margin (dB)	Antenna Pol. (H/V)
5456.900	44.86	-25.35	34.41	35.79	54.00	9.14	V
5458.450	45.10	-25.34	34.42	36.02	54.00	8.90	V
11026.500	34.49	-32.60	37.93	29.16	54.00	19.51	V
16031.500	36.41	-27.87	40.39	23.89	54.00	17.59	H
17764.500	36.04	-26.50	40.34	22.21	54.00	17.96	V
17861.500	35.80	-26.32	40.24	21.88	54.00	18.20	V

Channel 118

Frequency (MHz)	Measurement Result (dBuV/m)	Cable Loss (dB)	Antenna Factor (dB/m)	Receiver Reading (dBuV)	Limit (dBuV/m)	Margin (dB)	Antenna Pol. (H/V)
5450.750	42.95	-25.38	34.40	33.93	54.00	11.05	V
5456.550	43.01	-25.35	34.41	33.94	54.00	10.99	V
11180.000	34.81	-32.10	38.00	28.91	54.00	19.19	V
16027.500	36.33	-27.86	40.38	23.81	54.00	17.67	H
17769.500	36.02	-26.49	40.33	22.18	54.00	17.98	V
17863.500	35.86	-26.31	40.24	21.94	54.00	18.14	V

Channel 134

Frequency (MHz)	Measurement Result (dBuV/m)	Cable Loss (dB)	Antenna Factor (dB/m)	Receiver Reading (dBuV)	Limit (dBuV/m)	Margin (dB)	Antenna Pol. (H/V)
5453.850	42.85	-25.36	34.41	33.80	48.30	5.45	V
5458.000	42.84	-25.34	34.42	33.77	48.30	5.46	V
11334.500	34.51	-32.18	38.00	28.68	48.30	13.79	V
16029.000	36.27	-27.87	40.39	23.75	48.30	12.03	V
17747.500	35.94	-26.52	40.35	22.10	48.30	12.36	H
17852.500	35.85	-26.34	40.25	21.94	48.30	12.45	V

802.11ac-HT80
Channel 42

Frequency (MHz)	Measurement Result (dBuV/m)	Cable Loss (dB)	Antenna Factor (dB/m)	Receiver Reading (dBuV)	Limit (dBuV/m)	Margin (dB)	Antenna Pol. (H/V)
5149.900	49.3	-25.7	34.1	40.92	54.0	4.7	V
5150.000	49.3	-25.7	34.1	40.94	54.0	4.7	V
11947.000	34.1	-31.7	38.8	26.96	54.0	19.9	H
15630.000	35.1	-28.6	39.9	23.79	54.0	18.9	V
17769.500	36.1	-26.5	40.3	22.23	54.0	17.9	V
17850.500	35.8	-26.3	40.2	21.88	54.0	18.2	V

Channel 58

Frequency (MHz)	Measurement Result (dBuV/m)	Cable Loss (dB)	Antenna Factor (dB/m)	Receiver Reading (dBuV)	Limit (dBuV/m)	Margin (dB)	Antenna Pol. (H/V)
5350.500	47.1	-25.8	34.3	38.51	54.0	6.9	V
5354.550	46.3	-25.8	34.3	37.76	54.0	7.7	V
11936.000	34.1	-31.7	38.8	27.03	54.0	19.9	H
15870.000	35.2	-28.0	40.3	22.96	54.0	18.8	V
17742.000	35.9	-26.5	40.4	22.11	54.0	18.1	H
17871.000	36.0	-26.3	40.2	22.06	54.0	18.0	H

Channel 106

Frequency (MHz)	Measurement Result (dBuV/m)	Cable Loss (dB)	Antenna Factor (dB/m)	Receiver Reading (dBuV)	Limit (dBuV/m)	Margin (dB)	Antenna Pol. (H/V)
5454.450	48.0	-25.4	34.4	38.91	54.0	6.0	V
5458.000	48.6	-25.3	34.4	39.54	54.0	5.4	V
11060.000	32.7	-32.5	38.0	27.22	54.0	21.3	H
15947.500	36.2	-27.7	40.3	23.59	54.0	17.8	V
17746.000	36.0	-26.5	40.4	22.13	54.0	18.0	V
17857.500	35.9	-26.3	40.2	21.95	54.0	18.1	V

Channel 122

Frequency (MHz)	Measurement Result (dBuV/m)	Cable Loss (dB)	Antenna Factor (dB/m)	Receiver Reading (dBuV)	Limit (dBuV/m)	Margin (dB)	Antenna Pol. (H/V)
5459.400	44.9	-25.3	34.4	35.79	54.0	9.1	V
5459.850	44.9	-25.3	34.4	35.86	54.0	9.1	V
11220.000	33.2	-32.1	38.0	27.23	54.0	20.8	H
16036.000	36.4	-27.9	40.4	23.85	54.0	17.6	V
17747.750	35.9	-26.5	40.4	22.08	54.0	18.1	V
17859.500	35.8	-26.3	40.2	21.85	54.0	18.2	H

PEAK Results:
802.11a

Channel 36

Frequency (MHz)	Measurement Result (dBuV/m)	Cable Loss (dB)	Antenna Factor (dB/m)	Receiver Reading (dBuV)	Limit (dBuV/m)	Margin (dB)	Antenna Pol. (H/V)
5149.905	59.09	-25.70	34.10	50.69	74.00	14.91	V
5149.712	58.78	-25.70	34.10	50.38	74.00	15.22	H
10359.950	44.83	-33.07	37.62	40.28	68.30	23.47	V
15539.850	47.38	-28.84	39.90	36.32	74.00	26.62	V
17176.650	51.35	-26.93	40.98	37.30	68.30	16.95	V
17529.200	51.06	-26.72	40.74	37.04	68.30	17.24	H

Channel 40

Frequency (MHz)	Measurement Result (dBuV/m)	Cable Loss (dB)	Antenna Factor (dB/m)	Receiver Reading (dBuV)	Limit (dBuV/m)	Margin (dB)	Antenna Pol. (H/V)
5148.400	55.26	-25.69	34.10	46.85	74.00	18.74	V
5240.000	56.72	-25.75	34.20	48.26	68.30	11.58	V
10400.100	45.39	-33.17	37.70	40.86	68.30	22.91	H
15599.800	47.49	-28.71	39.90	36.30	74.00	26.51	H
16882.950	50.42	-27.20	41.38	36.25	68.30	17.88	V
17058.400	50.94	-27.01	40.98	36.97	68.30	17.36	H

Channel 48

Frequency (MHz)	Measurement Result (dBuV/m)	Cable Loss (dB)	Antenna Factor (dB/m)	Receiver Reading (dBuV)	Limit (dBuV/m)	Margin (dB)	Antenna Pol. (H/V)
5201.400	57.33	-25.78	34.20	48.91	68.30	10.97	H
5277.600	55.86	-25.79	34.31	47.34	68.30	12.44	H
10479.850	45.08	-33.11	37.78	40.41	68.30	23.22	V
15720.500	46.46	-28.48	40.06	34.88	74.00	27.54	V
16677.800	50.80	-27.49	41.18	37.11	68.30	17.50	V
16927.500	51.14	-27.15	41.32	36.98	68.30	17.16	V

Channel 52

Frequency (MHz)	Measurement Result (dBuV/m)	Cable Loss (dB)	Antenna Factor (dB/m)	Receiver Reading (dBuV)	Limit (dBuV/m)	Margin (dB)	Antenna Pol. (H/V)
5223.800	56.79	-25.76	34.20	48.35	68.30	11.51	H
5295.800	56.15	-25.80	34.38	47.56	68.30	12.15	H
10520.000	43.57	-33.11	37.82	38.86	68.30	24.73	V
15780.200	46.86	-28.38	40.24	35.00	74.00	27.14	H
16764.700	50.56	-27.34	41.26	36.64	68.30	17.74	H
16636.550	50.74	-27.55	41.14	37.16	68.30	17.56	V

Channel 56

Frequency (MHz)	Measurement Result (dBuV/m)	Cable Loss (dB)	Antenna Factor (dB/m)	Receiver Reading (dBuV)	Limit (dBuV/m)	Margin (dB)	Antenna Pol. (H/V)
5246.400	58.86	-25.75	34.20	50.42	68.30	9.44	H
5309.200	56.72	-25.79	34.38	48.13	68.30	11.58	V
10560.150	43.04	-33.20	37.86	38.39	68.30	25.26	H
15840.150	48.02	-28.18	40.30	35.90	74.00	25.98	V
16623.350	50.39	-27.58	41.12	36.84	68.30	17.91	H
17124.400	50.59	-26.95	40.92	36.61	68.30	17.71	V

Channel 64

Frequency (MHz)	Measurement Result (dBuV/m)	Cable Loss (dB)	Antenna Factor (dB/m)	Receiver Reading (dBuV)	Limit (dBuV/m)	Margin (dB)	Antenna Pol. (H/V)
5350.502	60.67	-25.76	34.30	52.13	74.00	13.33	V
5351.082	60.07	-25.76	34.30	51.53	74.00	13.93	H
10639.900	43.79	-33.30	37.90	39.19	74.00	30.21	V
15960.050	47.41	-27.65	40.30	34.76	74.00	26.59	H
16493.000	50.41	-27.61	40.98	37.04	68.30	17.89	V
17055.650	50.07	-27.01	40.99	36.09	68.30	18.23	V

Channel 100

Frequency (MHz)	Measurement Result (dBuV/m)	Cable Loss (dB)	Antenna Factor (dB/m)	Receiver Reading (dBuV)	Limit (dBuV/m)	Margin (dB)	Antenna Pol. (H/V)
5467.900	63.51	-25.29	34.44	54.37	74.00	10.49	H
5468.552	62.73	-25.28	34.44	53.57	74.00	11.27	H
10994.650	49.45	-32.69	37.90	44.24	74.00	24.55	H
16500.150	48.22	-27.61	41.00	34.83	68.30	20.08	V
17030.350	50.53	-27.04	41.04	36.53	68.30	17.77	V
17545.700	49.92	-26.71	40.71	35.92	68.30	18.38	V

Channel 120

Frequency (MHz)	Measurement Result (dBuV/m)	Cable Loss (dB)	Antenna Factor (dB/m)	Receiver Reading (dBuV)	Limit (dBuV/m)	Margin (dB)	Antenna Pol. (H/V)
5549.200	55.33	-25.14	34.50	45.97	68.30	12.97	V
5659.000	55.31	-24.76	34.52	45.55	68.30	12.99	H
11202.200	48.55	-32.08	38.00	42.63	74.00	25.45	H
16799.900	47.92	-27.30	41.30	33.92	68.30	20.38	V
17169.500	50.43	-26.93	40.97	36.39	68.30	17.87	H
17528.650	49.88	-26.72	40.74	35.86	68.30	18.42	V

Channel 140

Frequency (MHz)	Measurement Result (dBuV/m)	Cable Loss (dB)	Antenna Factor (dB/m)	Receiver Reading (dBuV)	Limit (dBuV/m)	Margin (dB)	Antenna Pol. (H/V)
5725.312	64.12	-24.80	34.65	54.27	68.30	4.18	H
5725.925	62.98	-24.80	34.65	53.13	68.30	5.32	V
11403.850	47.83	-32.35	38.00	42.18	74.00	26.17	V
17100.200	47.59	-26.96	40.90	33.65	68.30	20.71	V
17512.150	50.39	-26.73	40.78	36.35	68.30	17.91	V
17611.150	49.88	-26.68	40.58	35.98	68.30	18.42	H

802.11n-HT20

Channel 36

Frequency (MHz)	Measurement Result (dBuV/m)	Cable Loss (dB)	Antenna Factor (dB/m)	Receiver Reading (dBuV)	Limit (dBuV/m)	Margin (dB)	Antenna Pol. (H/V)
5148.523	62.62	-25.70	34.10	54.22	74.00	11.38	H
5149.835	67.41	-25.70	34.10	59.01	74.00	6.59	H
10359.950	44.47	-33.07	37.62	39.92	68.30	23.83	V
15539.850	48.09	-28.84	39.90	37.04	74.00	25.91	H
16759.200	50.24	-27.35	41.26	36.33	68.30	18.06	V
16958.850	49.89	-27.12	41.22	35.79	68.30	18.41	H

Channel 40

Frequency (MHz)	Measurement Result (dBuV/m)	Cable Loss (dB)	Antenna Factor (dB/m)	Receiver Reading (dBuV)	Limit (dBuV/m)	Margin (dB)	Antenna Pol. (H/V)
5162.400	56.47	-25.73	34.12	48.08	68.30	11.83	H
5236.000	56.08	-25.75	34.20	47.62	68.30	12.22	V
10400.100	44.25	-33.17	37.70	39.73	68.30	24.05	H
15599.800	46.58	-28.71	39.90	35.39	74.00	27.42	V
16373.100	50.60	-27.56	40.62	37.54	68.30	17.70	V
16975.350	50.62	-27.10	41.17	36.54	68.30	17.68	H

Channel 48

Frequency (MHz)	Measurement Result (dBuV/m)	Cable Loss (dB)	Antenna Factor (dB/m)	Receiver Reading (dBuV)	Limit (dBuV/m)	Margin (dB)	Antenna Pol. (H/V)
5206.800	61.49	-25.78	34.20	53.07	68.30	6.81	H
5271.600	56.47	-25.78	34.29	47.96	68.30	11.83	H
10479.850	43.93	-33.11	37.78	39.26	68.30	24.37	V
15720.250	46.02	-28.48	40.06	34.44	74.00	27.98	V
16511.700	49.86	-27.61	41.01	36.46	68.30	18.44	H
16854.350	50.15	-27.24	41.35	36.03	68.30	18.15	H

Channel 52

Frequency (MHz)	Measurement Result (dBuV/m)	Cable Loss (dB)	Antenna Factor (dB/m)	Receiver Reading (dBuV)	Limit (dBuV/m)	Margin (dB)	Antenna Pol. (H/V)
5220.000	55.81	-25.76	34.20	47.37	68.30	12.49	H
5294.600	55.82	-25.80	34.38	47.24	68.30	12.48	H
10520.000	44.92	-33.11	37.82	40.20	68.30	23.38	H
15780.200	47.04	-28.38	40.24	35.18	74.00	26.96	V
16420.950	51.14	-27.60	40.76	37.98	68.30	17.16	H
16988.550	50.89	-27.09	41.13	36.84	68.30	17.41	H

Channel 56

Frequency (MHz)	Measurement Result (dBuV/m)	Cable Loss (dB)	Antenna Factor (dB/m)	Receiver Reading (dBuV)	Limit (dBuV/m)	Margin (dB)	Antenna Pol. (H/V)
5237.800	55.05	-25.74	34.20	46.60	68.30	13.25	V
5315.400	56.37	-25.78	34.37	47.78	68.30	11.93	H
10560.150	44.88	-33.20	37.86	40.22	68.30	23.42	H
15840.150	47.74	-28.18	40.30	35.62	74.00	26.26	H
16445.700	50.31	-27.62	40.84	37.09	68.30	17.99	V
16925.300	50.76	-27.16	41.32	36.59	68.30	17.54	H

Channel 64

Frequency (MHz)	Measurement Result (dBuV/m)	Cable Loss (dB)	Antenna Factor (dB/m)	Receiver Reading (dBuV)	Limit (dBuV/m)	Margin (dB)	Antenna Pol. (H/V)
5350.434	56.90	-25.76	34.30	48.35	74.00	17.10	V
5351.582	56.63	-25.76	34.30	48.08	74.00	17.37	V
10639.900	43.66	-33.30	37.90	39.07	74.00	30.34	V
15960.050	47.21	-27.65	40.30	34.56	74.00	26.79	V
16904.400	50.28	-27.18	41.39	36.07	68.30	18.02	H
17502.800	49.78	-26.73	40.79	35.72	68.30	18.52	H

Channel 100

Frequency (MHz)	Measurement Result (dBuV/m)	Cable Loss (dB)	Antenna Factor (dB/m)	Receiver Reading (dBuV)	Limit (dBuV/m)	Margin (dB)	Antenna Pol. (H/V)
5468.823	59.49	-25.28	34.44	50.34	68.30	8.81	V
5469.602	59.59	-25.28	34.44	50.43	68.30	8.71	H
11004.000	47.68	-32.67	37.90	42.44	74.00	26.32	V
16500.115	46.80	-27.61	41.00	33.41	68.30	21.50	H
16940.150	50.85	-27.14	41.28	36.71	68.30	17.45	V
17498.950	49.60	-26.73	40.80	35.53	68.30	18.70	V

Channel 120

Frequency (MHz)	Measurement Result (dBuV/m)	Cable Loss (dB)	Antenna Factor (dB/m)	Receiver Reading (dBuV)	Limit (dBuV/m)	Margin (dB)	Antenna Pol. (H/V)
5545.600	56.11	-25.14	34.50	46.75	68.30	12.19	V
5671.000	55.34	-24.73	34.54	45.53	68.30	12.96	V
11199.800	46.05	-32.08	38.00	40.13	74.00	27.95	H
16799.900	48.29	-27.30	41.30	34.29	68.30	20.01	H
17249.250	50.18	-26.90	40.90	36.18	68.30	18.12	V
17577.050	49.77	-26.70	40.65	35.82	68.30	18.53	H

Channel 140

Frequency (MHz)	Measurement Result (dBuV/m)	Cable Loss (dB)	Antenna Factor (dB/m)	Receiver Reading (dBuV)	Limit (dBuV/m)	Margin (dB)	Antenna Pol. (H/V)
5727.510	63.14	-24.80	34.66	53.29	68.30	5.16	V
5728.910	61.36	-24.80	34.66	51.51	68.30	6.94	V
11400.000	44.35	-32.34	38.00	38.69	74.00	29.65	H
17100.200	47.31	-26.96	40.90	33.38	68.30	20.98	V
17463.200	49.89	-26.75	40.80	35.84	68.30	18.41	V
17645.250	49.60	-26.65	40.51	35.75	68.30	18.70	H

802.11n-HT40

Channel 38

Frequency (MHz)	Measurement Result (dBuV/m)	Cable Loss (dB)	Antenna Factor (dB/m)	Receiver Reading (dBuV)	Limit (dBuV/m)	Margin (dB)	Antenna Pol. (H/V)
5149.118	68.20	-25.70	34.10	59.80	74.00	5.80	H
5149.712	67.79	-25.70	34.10	59.39	74.00	6.21	V
10379.750	45.03	-33.12	37.66	40.49	68.30	23.27	H
15570.100	47.31	-28.78	39.90	36.19	74.00	26.69	V
17158.500	51.07	-26.93	40.96	37.05	68.30	17.23	H
17357.600	50.66	-26.83	40.80	36.69	68.30	17.64	H

Channel 46

Frequency (MHz)	Measurement Result (dBuV/m)	Cable Loss (dB)	Antenna Factor (dB/m)	Receiver Reading (dBuV)	Limit (dBuV/m)	Margin (dB)	Antenna Pol. (H/V)
5160.800	61.67	-25.73	34.12	53.28	68.30	6.63	V
5293.800	63.79	-25.80	34.38	55.21	68.30	4.51	H
10460.050	44.53	-33.13	37.76	39.91	68.30	23.77	H
15690.000	46.11	-28.53	39.99	34.65	74.00	27.89	V
16464.400	49.97	-27.62	40.89	36.70	68.30	18.33	H
16861.500	49.89	-27.23	41.36	35.76	68.30	18.41	H

Channel 54

Frequency (MHz)	Measurement Result (dBuV/m)	Cable Loss (dB)	Antenna Factor (dB/m)	Receiver Reading (dBuV)	Limit (dBuV/m)	Margin (dB)	Antenna Pol. (H/V)
5212.000	57.88	-25.77	34.20	49.45	68.30	10.42	V
5323.000	57.38	-25.78	34.35	48.81	68.30	10.92	V
10539.800	44.10	-33.15	37.84	39.41	68.30	24.20	H
15809.900	47.63	-28.32	40.30	35.65	74.00	26.37	V
16654.700	50.25	-27.52	41.15	36.62	68.30	18.05	V
16959.950	50.42	-27.12	41.22	36.32	68.30	17.88	V

Channel 62

Frequency (MHz)	Measurement Result (dBuV/m)	Cable Loss (dB)	Antenna Factor (dB/m)	Receiver Reading (dBuV)	Limit (dBuV/m)	Margin (dB)	Antenna Pol. (H/V)
5350.798	62.05	-25.76	34.30	53.50	74.00	11.95	V
5353.120	61.20	-25.76	34.31	52.65	74.00	12.80	H
10620.100	44.20	-33.33	37.90	39.63	74.00	29.80	H
15929.800	46.71	-27.78	40.30	34.19	74.00	27.29	H
16640.950	50.65	-27.55	41.14	37.06	68.30	17.65	H
17061.150	49.82	-27.01	40.98	35.85	68.30	18.48	V

Channel 102

Frequency (MHz)	Measurement Result (dBuV/m)	Cable Loss (dB)	Antenna Factor (dB/m)	Receiver Reading (dBuV)	Limit (dBuV/m)	Margin (dB)	Antenna Pol. (H/V)
5468.612	61.11	-25.28	34.44	51.95	74.00	12.89	H
5469.302	63.70	-25.28	34.44	54.54	74.00	10.30	V
11019.950	45.11	-32.62	37.92	39.81	74.00	28.89	V
16529.850	47.17	-27.61	41.03	33.75	68.30	21.13	H
16952.250	51.01	-27.13	41.24	36.89	68.30	17.29	V
17477.500	50.20	-26.74	40.80	36.15	68.30	18.10	V

Channel 118

Frequency (MHz)	Measurement Result (dBuV/m)	Cable Loss (dB)	Antenna Factor (dB/m)	Receiver Reading (dBuV)	Limit (dBuV/m)	Margin (dB)	Antenna Pol. (H/V)
5477.000	55.13	-25.24	34.45	45.92	68.30	13.17	H
5710.000	55.70	-24.78	34.62	45.86	68.30	12.60	H
11189.900	48.35	-32.09	38.00	42.44	74.00	25.65	V
16770.200	48.36	-27.34	41.27	34.42	68.30	19.94	H
17709.450	50.51	-26.57	40.39	36.69	68.30	17.79	H
17254.200	50.08	-26.90	40.89	36.09	68.30	18.22	V



Channel 134

Frequency (MHz)	Measurement Result (dBuV/m)	Cable Loss (dB)	Antenna Factor (dB/m)	Receiver Reading (dBuV)	Limit (dBuV/m)	Margin (dB)	Antenna Pol. (H/V)
5725.750	60.51	-24.80	34.65	50.66	68.30	7.79	H
5730.225	59.90	-24.80	34.66	50.05	68.30	8.40	V
11340.050	45.77	-32.19	38.00	39.96	74.00	28.23	H
17010.000	47.91	-27.06	41.08	33.89	68.30	20.39	V
17227.250	49.95	-26.91	40.95	35.91	68.30	18.35	V
17505.550	49.85	-26.73	40.79	35.79	68.30	18.45	V

802.11ac-HT20

Channel 36

Frequency (MHz)	Measurement Result (dBuV/m)	Cable Loss (dB)	Antenna Factor (dB/m)	Receiver Reading (dBuV)	Limit (dBuV/m)	Margin (dB)	Antenna Pol. (H/V)
5149.100	64.35	-25.70	34.10	55.94	74.00	9.65	V
5149.783	64.33	-25.70	34.10	55.93	74.00	9.67	V
10359.950	44.46	-33.07	37.62	39.91	68.30	23.84	H
15539.850	46.56	-28.84	39.90	35.50	74.00	27.44	H
16651.400	50.33	-27.53	41.15	36.71	68.30	17.97	H
17034.750	50.36	-27.04	41.03	36.36	68.30	17.94	V

Channel 40

Frequency (MHz)	Measurement Result (dBuV/m)	Cable Loss (dB)	Antenna Factor (dB/m)	Receiver Reading (dBuV)	Limit (dBuV/m)	Margin (dB)	Antenna Pol. (H/V)
5166.400	58.45	-25.75	34.13	50.06	68.30	9.85	H
5233.800	55.68	-25.75	34.20	47.23	68.30	12.62	V
10400.100	43.36	-33.17	37.70	38.83	68.30	24.94	H
15599.800	47.99	-28.71	39.90	36.80	74.00	26.01	V
16387.400	50.50	-27.58	40.66	37.41	68.30	17.80	H
16490.250	50.38	-27.61	40.97	37.03	68.30	17.91	V

Channel 48

Frequency (MHz)	Measurement Result (dBuV/m)	Cable Loss (dB)	Antenna Factor (dB/m)	Receiver Reading (dBuV)	Limit (dBuV/m)	Margin (dB)	Antenna Pol. (H/V)
5208.200	56.09	-25.78	34.20	47.67	68.30	12.20	V
5270.200	57.16	-25.78	34.28	48.66	68.30	11.14	H
10479.850	43.77	-33.11	37.78	39.10	68.30	24.53	H
15720.250	45.27	-28.48	40.06	33.69	74.00	28.73	V
16569.450	50.30	-27.60	41.07	36.83	68.30	18.00	V
16742.700	50.36	-27.38	41.24	36.49	68.30	17.94	V

Channel 52

Frequency (MHz)	Measurement Result (dBuV/m)	Cable Loss (dB)	Antenna Factor (dB/m)	Receiver Reading (dBuV)	Limit (dBuV/m)	Margin (dB)	Antenna Pol. (H/V)
5246.200	55.50	-25.75	34.20	47.06	68.30	12.80	H
5305.400	55.25	-25.79	34.39	46.65	68.30	13.05	V
10520.000	43.29	-33.11	37.82	38.57	68.30	25.01	H
15780.200	45.38	-28.38	40.24	33.52	74.00	28.62	H
17079.300	50.23	-26.99	40.94	36.28	68.30	18.07	V
17486.300	50.80	-26.74	40.80	36.74	68.30	17.50	V

Channel 56

Frequency (MHz)	Measurement Result (dBuV/m)	Cable Loss (dB)	Antenna Factor (dB/m)	Receiver Reading (dBuV)	Limit (dBuV/m)	Margin (dB)	Antenna Pol. (H/V)
5243.800	55.92	-25.75	34.20	47.47	68.30	12.38	V
5316.200	56.42	-25.78	34.37	47.83	68.30	11.88	V
10560.150	44.01	-33.20	37.86	39.35	68.30	24.29	V
15840.150	46.47	-28.18	40.30	34.35	74.00	27.53	V
16895.050	50.47	-27.19	41.40	36.26	68.30	17.83	V
16942.350	50.66	-27.14	41.27	36.52	68.30	17.64	H

Channel 64

Frequency (MHz)	Measurement Result (dBuV/m)	Cable Loss (dB)	Antenna Factor (dB/m)	Receiver Reading (dBuV)	Limit (dBuV/m)	Margin (dB)	Antenna Pol. (H/V)
5350.475	59.90	-25.76	34.30	51.35	74.00	14.10	V
5350.758	59.83	-25.76	34.30	51.28	74.00	14.17	V
10639.900	44.38	-33.30	37.90	39.78	74.00	29.62	V
15960.050	47.54	-27.65	40.30	34.89	74.00	26.46	V
16602.450	50.41	-27.60	41.10	36.91	68.30	17.89	V
16794.000	50.94	-27.30	41.29	36.95	68.30	17.36	H

Channel 100

Frequency (MHz)	Measurement Result (dBuV/m)	Cable Loss (dB)	Antenna Factor (dB/m)	Receiver Reading (dBuV)	Limit (dBuV/m)	Margin (dB)	Antenna Pol. (H/V)
5469.235	58.32	-25.28	34.44	49.16	68.30	9.98	V
5469.587	60.24	-25.28	34.44	51.08	68.30	8.06	H
11000.150	50.11	-32.68	37.90	44.88	74.00	23.89	H
16500.150	47.78	-27.61	41.00	34.40	68.30	20.52	H
16834.000	50.55	-27.26	41.33	36.48	68.30	17.75	V
17255.300	50.12	-26.90	40.89	36.13	68.30	18.18	H

Channel 120

Frequency (MHz)	Measurement Result (dBuV/m)	Cable Loss (dB)	Antenna Factor (dB/m)	Receiver Reading (dBuV)	Limit (dBuV/m)	Margin (dB)	Antenna Pol. (H/V)
5555.200	54.93	-25.15	34.50	45.58	68.30	13.37	H
5645.800	56.25	-24.78	34.50	46.53	68.30	12.05	V
11201.450	48.93	-32.08	38.00	43.01	74.00	25.07	H
16799.900	48.27	-27.30	41.30	34.27	68.30	20.03	V
17275.650	50.12	-26.89	40.85	36.17	68.30	18.18	H
17483.000	50.57	-26.74	40.80	36.52	68.30	17.73	H

Channel 140

Frequency (MHz)	Measurement Result (dBuV/m)	Cable Loss (dB)	Antenna Factor (dB/m)	Receiver Reading (dBuV)	Limit (dBuV/m)	Margin (dB)	Antenna Pol. (H/V)
5727.188	63.12	-24.80	34.65	53.27	68.30	5.18	H
5728.038	63.61	-24.80	34.66	53.75	68.30	4.69	H
11401.650	47.88	-32.34	38.00	42.22	74.00	26.12	V
17100.200	46.92	-26.96	40.90	32.99	68.30	21.38	H
17223.400	50.20	-26.91	40.95	36.16	68.30	18.10	V
17473.100	50.68	-26.75	40.80	36.63	68.30	17.62	H

802.11ac-HT40

Channel 38

Frequency (MHz)	Measurement Result (dBuV/m)	Cable Loss (dB)	Antenna Factor (dB/m)	Receiver Reading (dBuV)	Limit (dBuV/m)	Margin (dB)	Antenna Pol. (H/V)
5148.873	68.77	-25.70	34.10	60.37	74.00	5.23	V
5149.993	69.21	-25.70	34.10	60.81	74.00	4.79	H
10379.750	44.03	-33.12	37.66	39.49	68.30	24.27	V
15570.100	46.18	-28.78	39.90	35.05	74.00	27.82	H
16249.900	50.99	-27.64	40.50	38.13	68.30	17.31	V
16952.250	49.84	-27.13	41.24	35.73	68.30	18.46	H

Channel 46

Frequency (MHz)	Measurement Result (dBuV/m)	Cable Loss (dB)	Antenna Factor (dB/m)	Receiver Reading (dBuV)	Limit (dBuV/m)	Margin (dB)	Antenna Pol. (H/V)
5173.400	55.79	-25.77	34.15	47.41	68.30	12.51	V
5287.000	56.93	-25.80	34.35	48.38	68.30	11.37	H
10460.050	44.02	-33.13	37.76	39.40	68.30	24.28	V
15690.000	46.04	-28.53	39.99	34.58	74.00	27.96	V
16532.600	50.22	-27.61	41.03	36.79	68.30	18.08	H
16975.900	50.63	-27.10	41.17	36.56	68.30	17.67	V

Channel 54

Frequency (MHz)	Measurement Result (dBuV/m)	Cable Loss (dB)	Antenna Factor (dB/m)	Receiver Reading (dBuV)	Limit (dBuV/m)	Margin (dB)	Antenna Pol. (H/V)
5209.200	61.11	-25.77	34.20	52.69	74.00	12.89	H
5326.800	59.53	-25.77	34.35	50.96	74.00	14.47	H
10539.800	45.46	-33.15	37.84	40.78	68.30	22.84	V
15809.900	46.33	-28.32	40.30	34.35	74.00	27.67	V
16731.700	50.23	-27.40	41.23	36.40	68.30	18.06	V
16961.600	50.14	-27.12	41.21	36.04	68.30	18.16	H

Channel 62

Frequency (MHz)	Measurement Result (dBuV/m)	Cable Loss (dB)	Antenna Factor (dB/m)	Receiver Reading (dBuV)	Limit (dBuV/m)	Margin (dB)	Antenna Pol. (H/V)
5350.285	70.71	-25.76	34.30	62.17	74.00	3.29	V
5351.447	69.52	-25.76	34.30	60.97	74.00	4.48	H
10620.100	46.35	-33.33	37.90	41.78	74.00	27.65	H
15929.800	46.74	-27.78	40.30	34.23	74.00	27.26	H
16226.250	50.31	-27.74	40.55	37.50	68.30	17.99	H
16992.400	50.03	-27.08	41.12	35.99	68.30	18.27	V

Channel 102

Frequency (MHz)	Measurement Result (dBuV/m)	Cable Loss (dB)	Antenna Factor (dB/m)	Receiver Reading (dBuV)	Limit (dBuV/m)	Margin (dB)	Antenna Pol. (H/V)
5467.750	64.14	-25.29	34.44	55.00	74.00	9.86	H
5469.790	64.36	-25.28	34.44	55.20	74.00	9.64	V
11019.950	45.36	-32.62	37.92	40.06	74.00	28.64	V
16529.850	48.59	-27.61	41.03	35.17	68.30	19.71	H
17112.300	50.44	-26.95	40.91	36.48	68.30	17.86	H
17481.900	50.18	-26.74	40.80	36.12	68.30	18.12	H

Channel 118

Frequency (MHz)	Measurement Result (dBuV/m)	Cable Loss (dB)	Antenna Factor (dB/m)	Receiver Reading (dBuV)	Limit (dBuV/m)	Margin (dB)	Antenna Pol. (H/V)
5490.800	54.73	-25.17	34.48	45.42	68.30	13.57	H
5694.400	55.51	-24.76	34.59	45.68	68.30	12.79	H
11180.000	45.98	-32.10	38.00	40.09	74.00	28.02	H
16770.200	47.80	-27.34	41.27	33.87	68.30	20.50	H
16930.250	50.18	-27.15	41.31	36.02	68.30	18.12	V
17468.700	49.00	-26.75	40.80	34.95	68.30	19.30	H

Channel 134

Frequency (MHz)	Measurement Result (dBuV/m)	Cable Loss (dB)	Antenna Factor (dB/m)	Receiver Reading (dBuV)	Limit (dBuV/m)	Margin (dB)	Antenna Pol. (H/V)
5726.000	59.31	-24.80	34.65	49.46	68.30	8.99	H
5726.600	59.08	-24.80	34.65	49.23	68.30	9.22	V
11335.100	47.39	-32.18	38.00	41.57	74.00	26.61	V
17010.000	47.99	-27.06	41.08	33.97	68.30	20.31	V
17329.000	49.79	-26.86	40.80	35.85	68.30	18.51	H
17600.150	49.83	-26.69	40.60	35.91	68.30	18.47	V

802.11ac-HT80
Channel 42

Frequency (MHz)	Measurement Result (dBuV/m)	Cable Loss (dB)	Antenna Factor (dB/m)	Receiver Reading (dBuV)	Limit (dBuV/m)	Margin (dB)	Antenna Pol. (H/V)
5148.103	68.1	-25.7	34.1	59.74	74.0	5.9	V
5149.205	68.7	-25.7	34.1	60.30	74.0	5.3	V
10419.900	44.4	-33.2	37.7	39.89	68.3	23.9	V
15630.050	47.1	-28.6	39.9	35.77	74.0	26.9	V
16658.550	50.9	-27.5	41.2	37.26	68.3	17.4	V
16932.450	51.2	-27.1	41.3	37.08	68.3	17.1	V

Channel 58

Frequency (MHz)	Measurement Result (dBuV/m)	Cable Loss (dB)	Antenna Factor (dB/m)	Receiver Reading (dBuV)	Limit (dBuV/m)	Margin (dB)	Antenna Pol. (H/V)
5350.299	66.0	-25.8	34.3	57.47	74.0	8.0	H
5353.471	65.2	-25.8	34.3	56.63	74.0	8.8	V
10579.950	44.7	-33.2	37.9	40.03	68.3	23.6	H
15869.850	46.8	-28.0	40.3	34.56	74.0	27.2	H
16790.000	50.3	-27.3	41.3	36.28	68.3	18.0	H
17368.050	50.2	-26.8	40.8	36.22	68.3	18.1	V

Channel 106

Frequency (MHz)	Measurement Result (dBuV/m)	Cable Loss (dB)	Antenna Factor (dB/m)	Receiver Reading (dBuV)	Limit (dBuV/m)	Margin (dB)	Antenna Pol. (H/V)
5466.010	64.8	-25.3	34.4	55.64	74.0	9.2	V
5469.900	64.2	-25.3	34.4	55.04	74.0	9.8	V
11060.100	44.5	-32.5	38.0	39.00	74.0	29.5	H
16589.800	48.1	-27.6	41.1	34.61	68.3	20.2	H
16780.850	50.8	-27.3	41.3	36.87	68.3	17.5	H
17503.350	50.5	-26.7	40.8	36.46	68.3	17.8	V

Channel 122

Frequency (MHz)	Measurement Result (dBuV/m)	Cable Loss (dB)	Antenna Factor (dB/m)	Receiver Reading (dBuV)	Limit (dBuV/m)	Margin (dB)	Antenna Pol. (H/V)
5726.787	61.7	-24.8	34.7	51.80	74.0	12.3	V
5728.112	60.9	-24.8	34.7	51.09	74.0	13.1	V
11220.150	46.4	-32.1	38.0	40.47	74.0	27.6	H
16830.150	48.1	-27.3	41.3	34.04	68.3	20.2	H
16931.900	51.9	-27.1	41.3	37.74	68.3	16.4	H
17231.650	49.8	-26.9	40.9	35.79	68.3	18.5	V

Conclusion: PASS

Sample calculation: 5726.787MHz

$$\text{Peak ERP(dBm)} = P_{\text{Mea}}(61.7\text{dBuV/m}) + \text{Cable Loss}(-24.8) + \text{Antenna Factor}(34.7) = 51.80 \text{ dBuV/m}$$

A.7. AC Powerline Conducted Emission (150kHz- 30MHz)

Test Condition:

Voltage (V)	Frequency (Hz)
120	60

EUT ID: UT13a

Measurement Result and limit:

WLAN (Quasi-peak Limit)

Frequency range (MHz)	Quasi-peak Limit (dB μ V)	Result (dB μ V)		Conclusion
		With charger AE5		
		802.11a	Idle	
0.15 to 0.5	66 to 56	Fig.58	Fig.59	P
0.5 to 5	56			
5 to 30	60			

NOTE: The limit decreases linearly with the logarithm of the frequency in the range 0.15 MHz to 0.5 MHz.

WLAN (Average Limit)

Frequency range (MHz)	Average Limit (dB μ V)	Result (dB μ V)		Conclusion
		With charger AE5		
		802.11a	Idle	
0.15 to 0.5	67 56 to 46	Fig.58	Fig.59	P
0.5 to 5	46			
5 to 30	50			

NOTE: The limit decreases linearly with the logarithm of the frequency in the range 0.15 MHz to 0.5 MHz.

Conclusion: PASS

Test graphs as below:

Traffic:

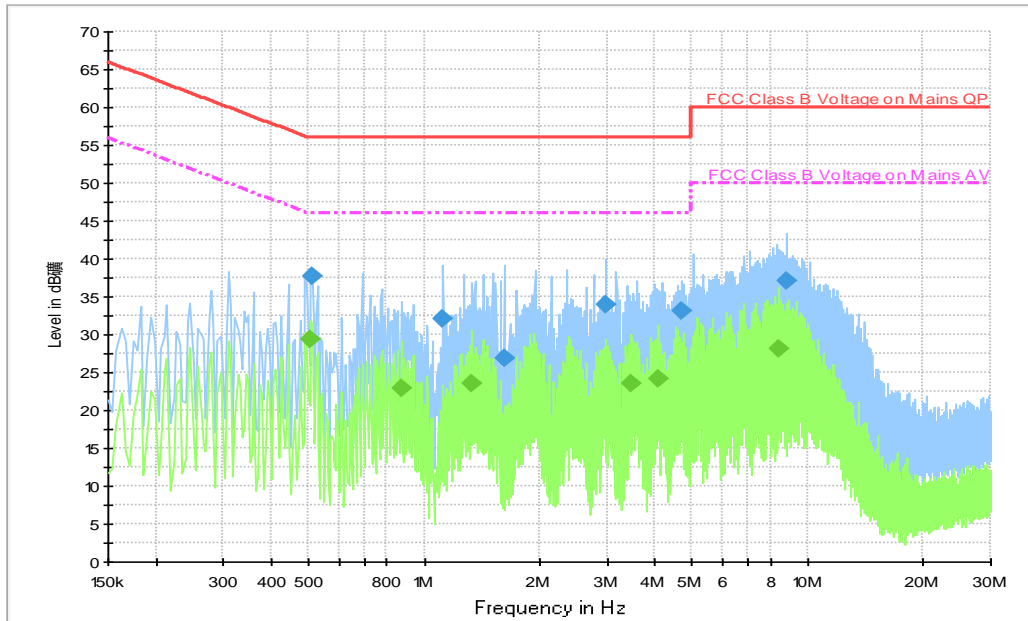


Fig.58 Conducted Emission (802.11a, Ch36, TX)

Note1: The graphic result above is the maximum of the measurements for both phase line and neutral line.

Final Result 1

Frequency (MHz)	QuasiPeak (dBuV)	Meas. Time (ms)	Bandwidth (kHz)	Filter	Line	Corr. (dB)	Margin (dB)	Limit (dBuV)
0.510000	37.7	2000.0	9.000	On	L1	19.7	18.3	56.0
1.122000	32.1	2000.0	9.000	On	L1	19.6	23.9	56.0
1.614000	26.9	2000.0	9.000	On	L1	19.6	29.1	56.0
2.966000	34.1	2000.0	9.000	On	L1	19.6	21.9	56.0
4.710000	33.1	2000.0	9.000	On	L1	19.6	22.9	56.0
8.794000	37.0	2000.0	9.000	On	L1	19.7	23.0	60.0

Final Result 2

Frequency (MHz)	QuasiPeak (dBuV)	Meas. Time (ms)	Bandwidth (kHz)	Filter	Line	Corr. (dB)	Margin (dB)	Limit (dBuV)
0.506000	29.3	2000.0	9.000	On	L1	19.7	16.7	46.0
0.870000	22.9	2000.0	9.000	On	L1	19.6	23.1	46.0
1.334000	23.5	2000.0	9.000	On	L1	19.6	22.5	46.0
3.478000	23.6	2000.0	9.000	On	L1	19.6	22.4	46.0
4.070000	24.2	2000.0	9.000	On	L1	19.6	21.8	46.0
8.438000	28.1	2000.0	9.000	On	L1	19.7	21.9	50.0

Note2: The measurement results showed here are worst cases of the combinations of different cables and chargers

Idle:

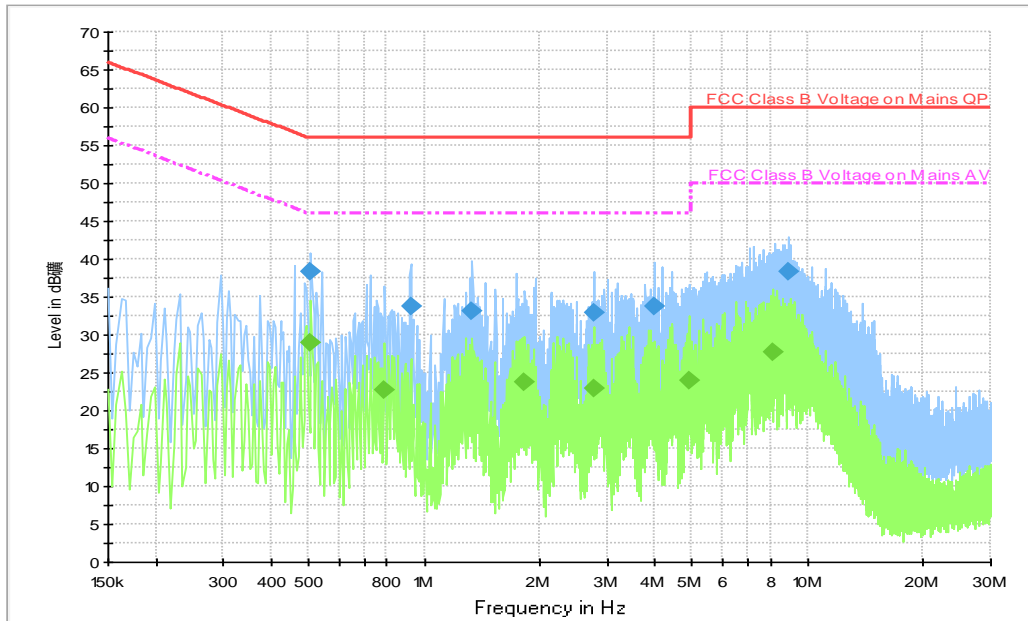


Fig.59 Conducted Emission(802.11a, IDLE)

Note1: The graphic result above is the maximum of the measurements for both phase line and neutral line.

Final Result 1

Frequency (MHz)	QuasiPeak (dBuV)	Meas. Time (ms)	Bandwidth (kHz)	Filter	Line	Corr. (dB)	Margin (dB)	Limit (dBuV)
0.506000	38.2	2000.0	9.000	On	L1	19.7	17.8	56.0
0.922000	33.7	2000.0	9.000	On	L1	19.7	22.3	56.0
1.334000	33.0	2000.0	9.000	On	L1	19.6	23.0	56.0
2.766000	33.0	2000.0	9.000	On	L1	19.6	23.0	56.0
3.986000	33.8	2000.0	9.000	On	L1	19.6	22.2	56.0
8.898000	38.2	2000.0	9.000	On	L1	19.7	21.8	60.0

Final Result 2

Frequency (MHz)	QuasiPeak (dBuV)	Meas. Time (ms)	Bandwidth (kHz)	Filter	Line	Corr. (dB)	Margin (dB)	Limit (dBuV)
0.506000	28.9	2000.0	9.000	On	L1	19.7	17.1	46.0
0.790000	22.7	2000.0	9.000	On	L1	19.7	23.3	46.0
1.830000	23.8	2000.0	9.000	On	L1	19.6	22.2	46.0
2.766000	23.0	2000.0	9.000	On	L1	19.6	23.0	46.0
4.906000	24.0	2000.0	9.000	On	L1	19.6	22.0	46.0
8.150000	27.7	2000.0	9.000	On	L1	19.6	22.3	50.0

Note2: The measurement results showed here are worst cases of the combinations of different cables and chargers

A.8. 99% Occupied bandwidth

Method of Measurement: See ANSI C63.10-2013-clause 12.4.2.

- a) The instrument center frequency is set to the nominal EUT channel center frequency. The frequency span for the spectrum analyzer shall be between 1.5 times and 5.0 times the OBW.
- b) The nominal IF filter bandwidth (3 dB RBW) shall be in the range of 1% to 5% of the OBW, and VBW shall be approximately three times the RBW, unless otherwise specified by the applicable requirement.
- c) Set the reference level of the instrument as required, keeping the signal from exceeding the maximum input mixer level for linear operation. In general, the peak of the spectral envelope shall be more than $[10 \log (OBW/RBW)]$ below the reference level. Specific guidance is given in 4.1.5.2.
- d) Step a) through step c) might require iteration to adjust within the specified range.
- e) Video averaging is not permitted. Where practical, a sample detection and single sweep mode shall be used. Otherwise, peak detection and max hold mode (until the trace stabilizes) shall be used.
- f) Use the 99% power bandwidth function of the instrument (if available) and report the measured bandwidth.
- g) If the instrument does not have a 99% power bandwidth function, then the trace data points are recovered and directly summed in linear power terms. The recovered amplitude data points, beginning at the lowest frequency, are placed in a running sum until 0.5% of the total is reached; that frequency is recorded as the lower frequency. The process is repeated until 99.5% of the total is reached; that frequency is recorded as the upper frequency. The 99% power bandwidth is the difference between these two frequencies.
- h) The occupied bandwidth shall be reported by providing plot(s) of the measuring instrument display; the plot axes and the scale units per division shall be clearly labeled. Tabular data may be reported in addition to the plot(s).

Measurement Uncertainty:

Measurement Uncertainty	60.80Hz
-------------------------	---------

Measurement Result:

Mode	Frequency	99% Occupied bandwidth (MHz)		conclusion
		Lower	Upper	
802.11a	5180 MHz	Fig.60	17.52	P
	5200 MHz	Fig.61	17.60	P
	5240 MHz	Fig.62	17.52	P
802.11n HT20	5180 MHz	Fig.63	18.20	P
	5200 MHz	Fig.64	18.20	P
	5240 MHz	Fig.65	18.20	P
802.11n HT40	5190 MHz	Fig.66	36.32	P
	5230 MHz	Fig.67	36.32	P
802.11ac HT80	5210 MHz	Fig.68	75.84	P

Conclusion: PASS
Test graphs as below:

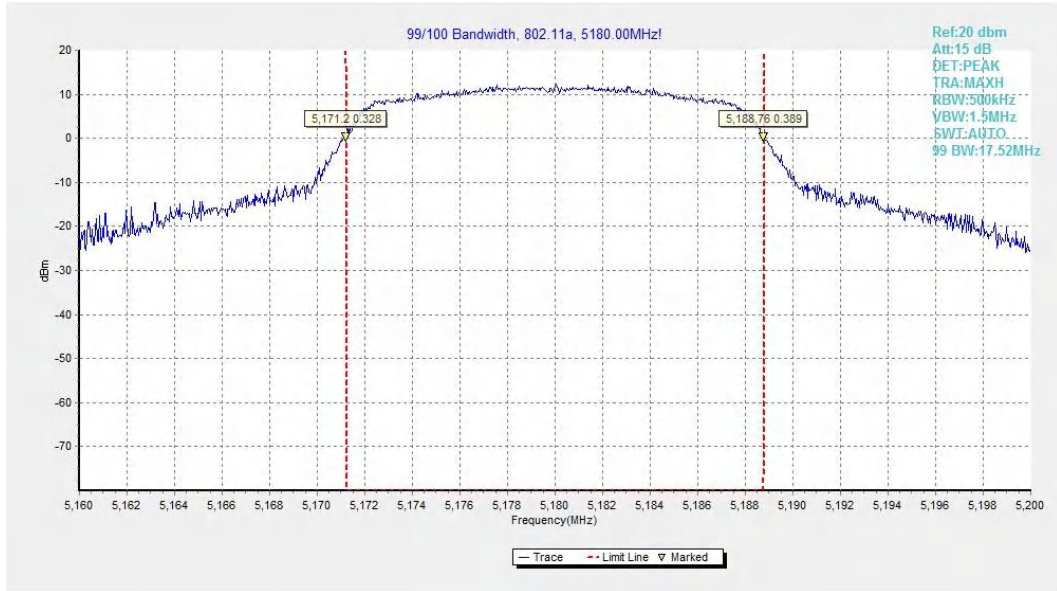


Fig.60 99% Occupied bandwidth (802.11a, 5180MHz)

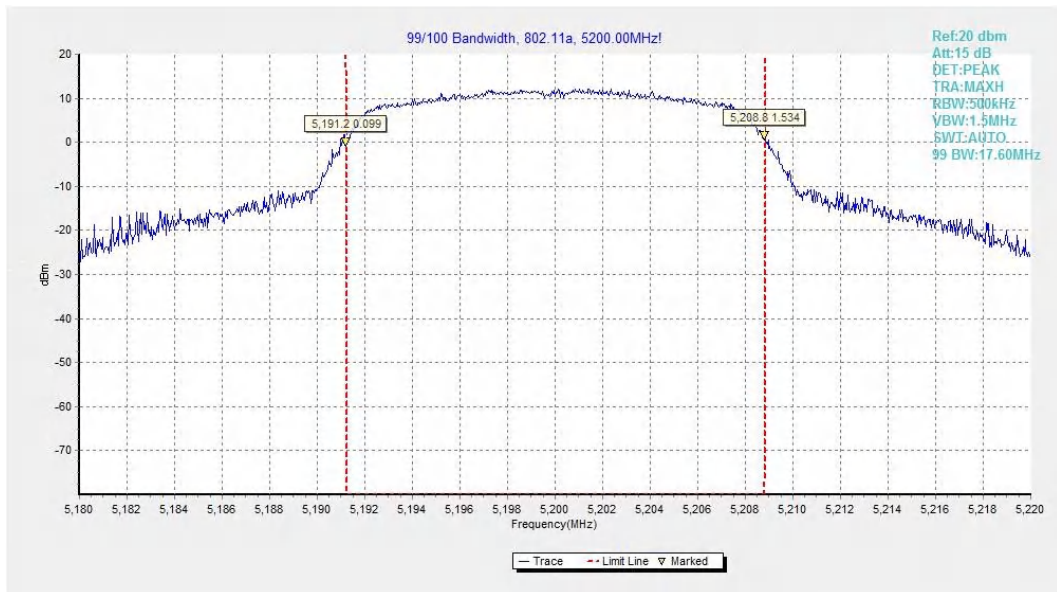


Fig.61 99% Occupied bandwidth (802.11a, 5200MHz)

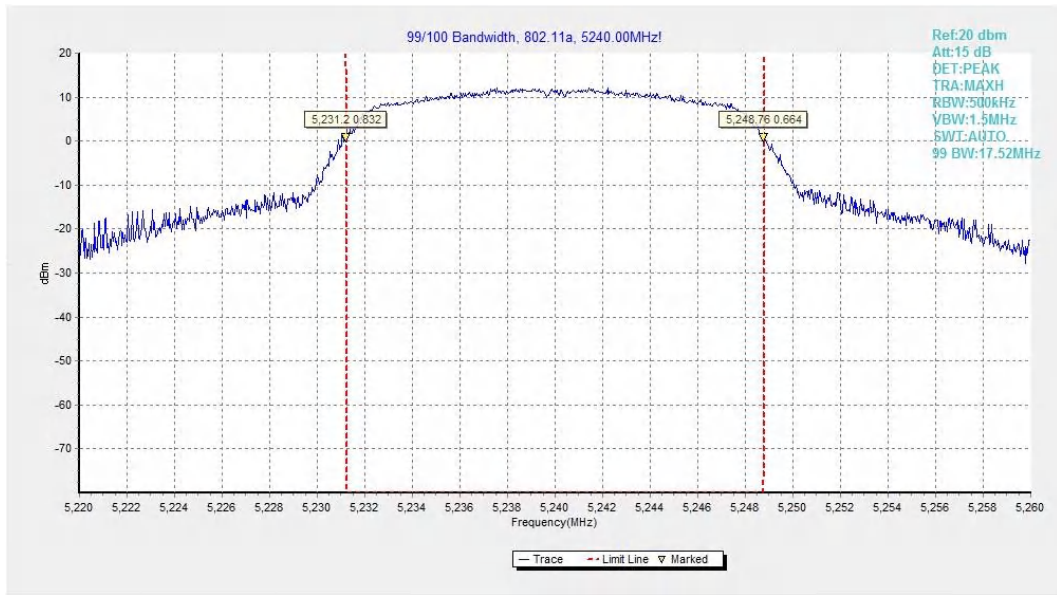


Fig.62 99% Occupied bandwidth (802.11a, 5240MHz)

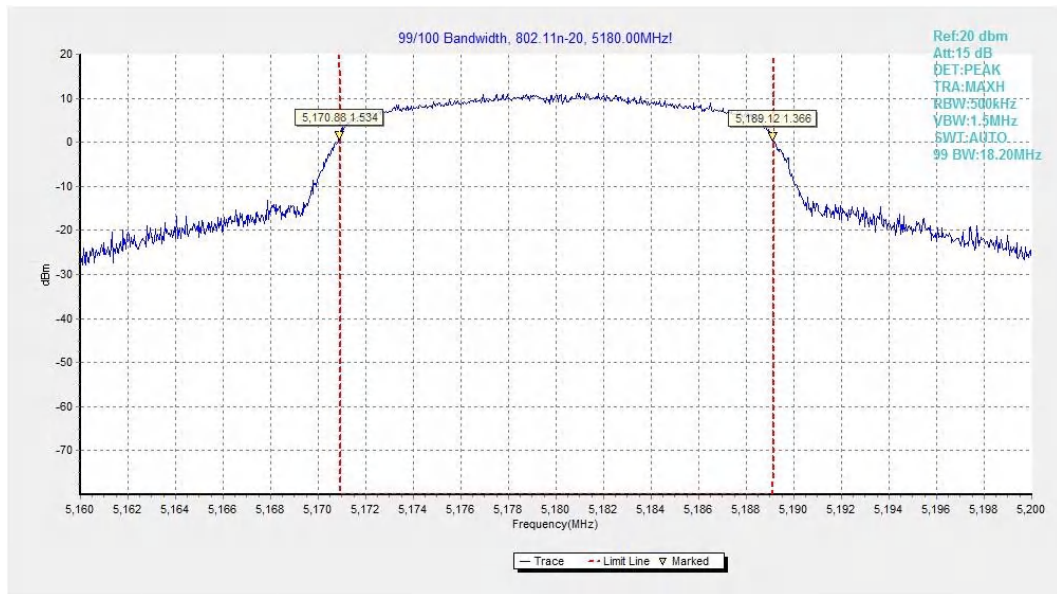


Fig.63 99% Occupied bandwidth (802.11n-HT20, 5180MHz)

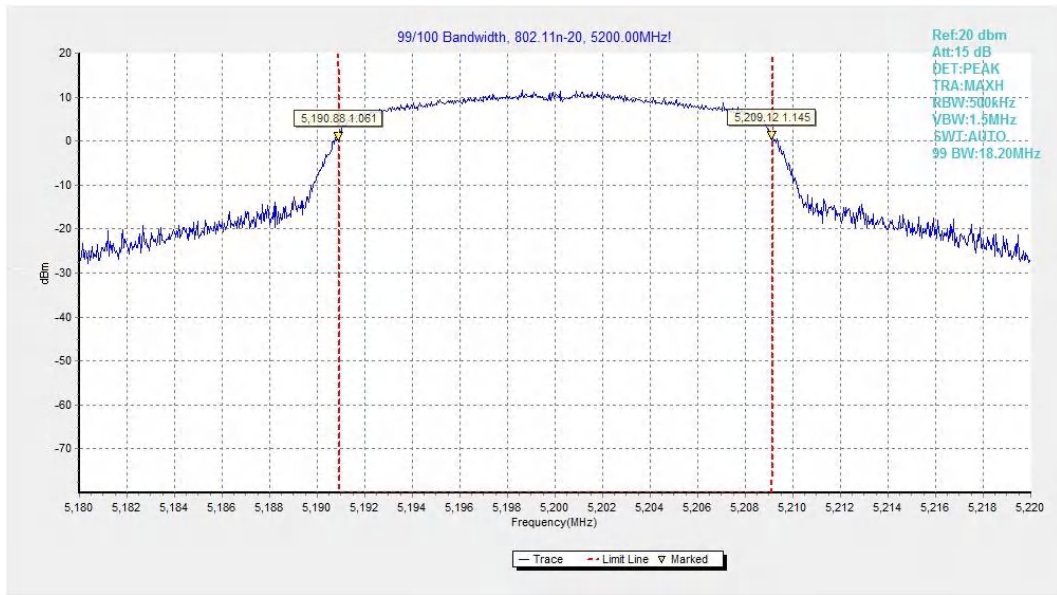


Fig.64 99% Occupied bandwidth (802.11n-HT20, 5200MHz)

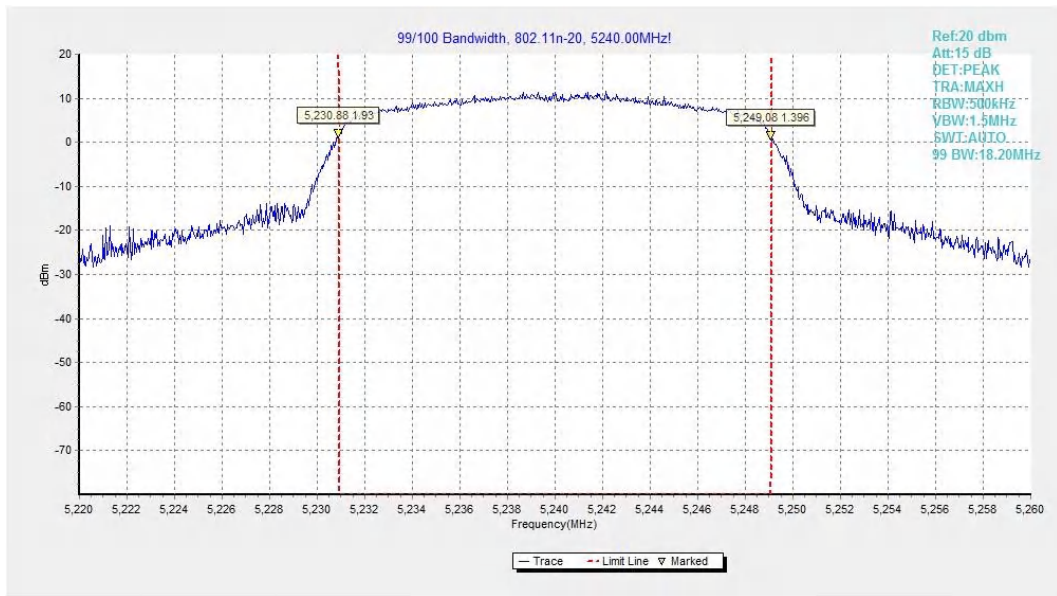


Fig.65 99% Occupied bandwidth (802.11n-HT20, 5240MHz)

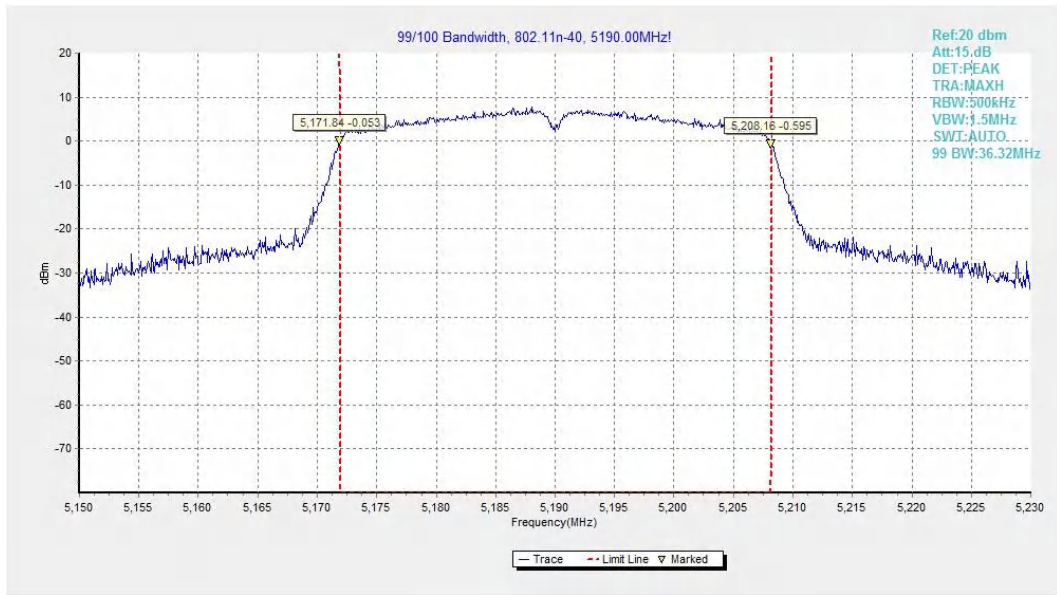


Fig.66 99% Occupied bandwidth (802.11n-HT40, 5190MHz)

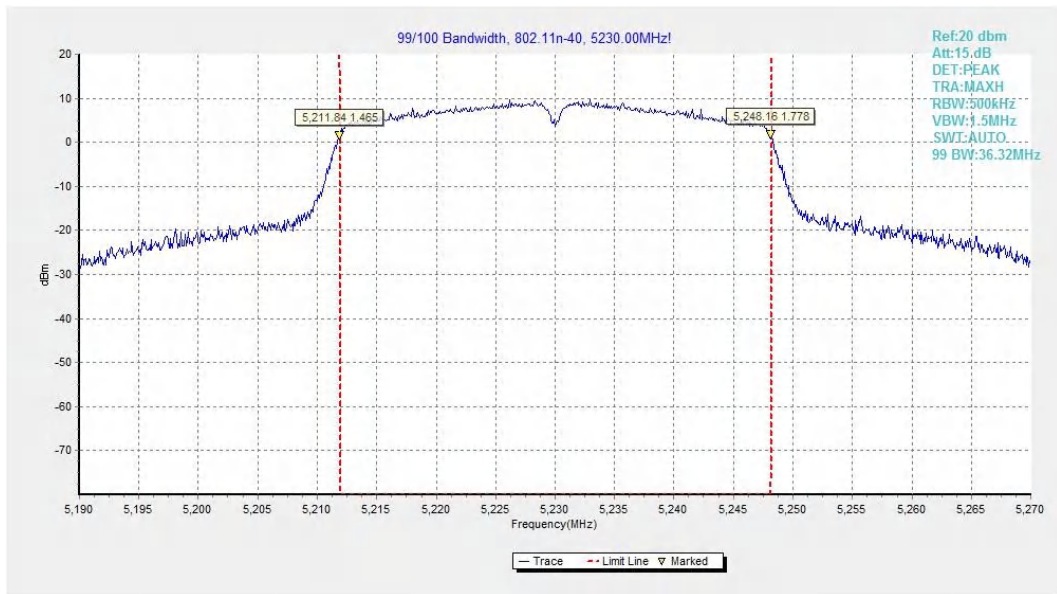


Fig.67 99% Occupied bandwidth (802.11n-HT20, 5230MHz)

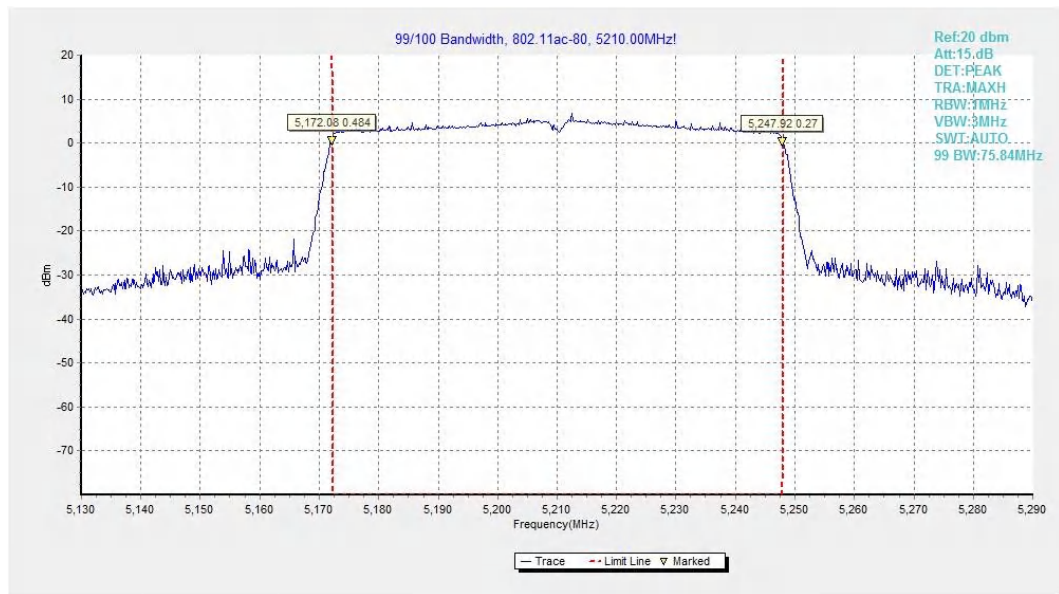


Fig.68 99% Occupied bandwidth (802.11ac-HT80, 5210MHz)

A.9. Power control

A Transmission Power Control mechanism is not required for systems with an e.i.r.p. of less than 27dBm (500 mW).

ANNEX B: EUT parameters

Disclaimer: The antenna gain and worse case provided by the client may affect the validity of the measurement results in this report, and the client shall bear the impact and consequences arising therefrom.

ANNEX C: Accreditation Certificate



*** END OF REPORT BODY ***