


KB40 Wireless Keyboard

Quick Start Guide



CJB7520LCAA

Printed in China

Catalog

Specification.....	1
Connecting Keyboard to Tablet	1
Indicator Status	2
Keyboard Interface.....	2
Hot Keys.....	3
Battery Charging for Keyboard	3
Certification	4
Warranty	7

Specification

Product Name	Wireless Keyboard
Bluetooth	Bluetooth 5.0
Dimension	245*126.5*3.9mm
Weight	About 206g
Battery Capacity	180 mAh
Continuous use Time	About 30 H
Battery Type	Li-Polymer
Available Distance	About 10m
Operating Temperature	0 - 40 °C

Connecting Keyboard to Tablet

The keyboard connects to the tablet via Bluetooth. You'll need to pair the keyboard with the tablet when you use it for the first time.

1. Make sure Tablet Bluetooth is on

Swipe up the Home screen and touch Settings, find Bluetooth and turn on it's switch, then touch Pair new device.

2. Turn on the Keyboard


To turn on the keyboard, Move OFF/ON button to ON location and the power light turns blue. Then press the Connect button while the Bluetooth light blinks blue. The keyboard is now discoverable and can be paired with your tablet.

3. Pair Keyboard with Tablet

- i) In the tablet's Bluetooth settings, select the "KB9466X" from the available device list and touch it to pair.

Note: To configure keyboard input language, go to Settings > System > Languages & input > Physical keyboard > KB9466X Keyboard > SET UP KEYBOARD LAYOUTS", then select the language you want.









Indicator Status

Name	Light and Function
Power	Power on: Move OFF/ON button to ON location, power light turns blue and remains lit for 2s. Power off: Move OFF/ON button to OFF location.
Caps	Caps lock light on.
	Blinking Blue for 1 minute, the keyboard can be discoverable and ready for pairing.





Keyboard Interface



Hot Keys

Keys	Function
	Exit/ Lock(Fn+Ecs)
	Mute
	Volume up
	Play/pause
	Brightness dark
	Switch keyboard
	Email
	Home

Keys	Function
	Search
	Volume down
	Play previous
	Play next
	Brightness light
	Screenshot
	Delete

Keys	Operation	Function
	Ctrl+Shift	Switch input methods
	Alt+Tab	Switch between active apps
	Ctrl+C	Copy
	Ctrl+V	Paste

Battery Charging for Keyboard

If the power light is blinking, the Keyboard battery needs to be charged.

1. Plug one end of the supplied USB cable into the charging port of keyboard, and the other end into a USB port on your charger.
2. The Power light is solid as the battery is being charged.
3. Charge the battery until the light turns off.

Certification



® The Bluetooth word mark and logos are owned by the Bluetooth SIG, Inc. and any use of such marks by TCL Communication Ltd. and its affiliates is under license. Other trademarks and trade names are those of their respective owners.

KB9466X Bluetooth Declaration ID : [D048574](#)

Battery:

Observe the following precautions for battery use:

- Do not attempt to open the back cover and replace the inner rechargeable Li-polymer battery. Please contact the dealer to replace it.
- Do not attempt to remove, replace, or open battery.
- Do not puncture the back cover of your device.
- Do not burn or dispose of your device in household garbage or store it at temperatures above 50°C.
- Dispose of used batteries according to the instructions. Risk of explosion if battery replaced by an incorrect type.



This symbol on your device, the battery and the accessories means that these products must be taken to collection points at the end of their life:

- Municipal waste disposal centers with specific bins for these types of equipment.
- Collection bins at points of sale.

They will then be recycled, preventing substances being disposed of in the environment, so that their components can be reused.

In European Union countries:

These collection points are accessible free of charge. All products with this sign must be brought to these collection points.

In non-European Union jurisdictions:

Equipment with this symbol are not to be thrown into ordinary bins if your jurisdiction or your region has suitable recycling and collection facilities; instead they are to be taken to collection points for them to be recycled.

FCC Regulations:

This device complies with part 15 of the FCC Rules. Operation is subject to the following two conditions: (1) This device may not cause harmful interference, and (2) this device must accept any interference received, including interference that may cause undesired operation.

This device has been tested and found to comply with the limits for a Class B digital device, pursuant to Part 15 of the FCC Rules. These limits are designed to provide reasonable protection against harmful interference in a residential installation. This equipment generates uses and can radiate radio frequency energy and, if not installed and used in

accordance with the instructions, may cause harmful interference to radio communications. However, there is no guarantee that interference will not occur in a particular installation if this equipment does cause harmful interference to radio or television reception, which can be determined by turning the equipment off and on, the user, is encouraged to try to correct the interference by one or more of the following measures:

- Reorient or relocate the receiving antenna.
- Increase the separation between the equipment and receiver.
- Connect the equipment into an outlet on a circuit different from that to which the receiver is connected.
- Consult the dealer or an experienced radio/TV technician for help.

Caution: Changes or modifications not expressly approved by the party responsible for compliance could void the user's authority to operate the equipment.

RF Exposure Information

This device meets the government's requirements for exposure to radio waves.

This device is designed and manufactured not to exceed the emission limits for exposure to radio frequency (RF) energy set by the Federal Communications Commission of the U.S. Government. This device complies with FCC radiation exposure limits set forth for an uncontrolled environment.

FCC ID: 2ACCJB203

EU Regulatory Conformance

Hereby, TCL Communication Ltd. declares that this device is in compliance with the essential requirements and other relevant provisions of Directive 2014/53/EU.

General information

- Hotline: See the “SERVICES” leaflet or go to our website.
- Manufacturer: TCL Communication Ltd.
- Address: 5/F, Building 22E, 22 Science Park East Avenue, Hong Kong Science Park, Shatin, NT, Hong Kong.

This equipment operates with the following maximum power:

Bluetooth: < 1 dBm

Warranty

Your product is warranted against any defect or malfunctioning which may occur in conditions of normal use during the warranty period of two years⁽¹⁾ from the date of purchase as shown on your original invoice.

In case of any defect of your product which prevents you from normal use thereof, you must immediately inform your vendor and present your product with your proof of purchase.

If the defect is confirmed, your product or part thereof will be either replaced or repaired, as appropriate. Repaired product and accessories are entitled to a one (1) month warranty for the same defect. Repair or replacement may be carried out using reconditioned components offering equivalent functionality.

This warranty covers the cost of parts and labor but excludes any other costs.

This warranty shall not apply to defects to your product and/or accessory due to (without any limitation):

⁽¹⁾ The warranty period may vary depending on your country.

- 1) Non-compliance with the instructions for use or installation, or with technical and safety standards applicable in the geographical area where your product is used,
- 2) Connection to any equipment not supplied or not recommended by TCL Communication Ltd.,
- 3) Modification or repair performed by individuals not authorized by TCL Communication Ltd. or its affiliates or your vendor,
- 4) Modification, adjustment or alteration of software or hardware performed by individuals not authorized by TCL Communication Ltd.,
- 5) Inclement weather, lightning, fire, humidity, infiltration of liquids or foods, chemical products, download of files, crash, high voltage, corrosion, oxidation...

Your product will not be repaired in case labels or serial numbers have been removed or altered. There are no express warranties, whether written, oral or implied, other than this printed limited warranty or the mandatory warranty provided by your country or jurisdiction.

In no event shall TCL Communication Ltd. or any of its affiliates be liable for indirect, incidental or consequential damages of any nature whatsoever, including but not limited commercial or financial loss or damage, loss of data or loss of image to the full extent those damages can be disclaimed by law. Some countries/states do not allow the exclusion or limitation of indirect, incidental or consequential damages, or limitation of the duration of implied warranties, so the preceding limitations or exclusions may not apply to you.