



TEST REPORT

No. I22Z61294-WMD03

for

TCL Communication Ltd.

Tablet PC

Model Name: 9183G

FCC ID: 2ACCJB185

with

Hardware Version: 05

Software Version: 9H5D

Issued Date: 2022-08-31

Note:

The test results in this test report relate only to the devices specified in this report. This report shall not be reproduced except in full without the written approval of CTTL.

The report must not be used by the client to claim product certification, approval, or endorsement by NVLAP, NIST, or any agency of the U.S. Government.

Test Laboratory:

CTTL, Telecommunication Technology Labs, CAICT

No. 52, Huayuan North Road, Haidian District, Beijing, P. R. China 100191.

Tel: +86(0)10-62304633-2512, Fax: +86(0)10-62304633-2504

Email: cttl_terminals@caict.ac.cn, website: www.caict.ac.cn



REPORT HISTORY

| Report Number | Revision | Description | Issue Date |
|----------------------|-----------------|-------------------------|-------------------|
| I22Z61294-WMD03 | Rev.0 | 1 st edition | 2022-08-31 |

Note: the latest revision of the test report supersedes all previous version.

CONTENTS

| | | |
|-------------|---|------------|
| 1. | TEST LABORATORY..... | 4 |
| 1.1. | INTRODUCTION & ACCREDITATION..... | 4 |
| 1.2. | TESTING LOCATION..... | 4 |
| 1.3. | TESTING ENVIRONMENT..... | 5 |
| 1.4. | PROJECT DATA..... | 5 |
| 1.5. | SIGNATURE..... | 5 |
| 2. | CLIENT INFORMATION..... | 6 |
| 2.1. | APPLICANT INFORMATION..... | 6 |
| 2.2. | MANUFACTURER INFORMATION..... | 6 |
| 3. | EQUIPMENT UNDER TEST (EUT) AND ANCILLARY EQUIPMENT (AE)..... | 7 |
| 3.1. | ABOUT EUT..... | 7 |
| 3.2. | INTERNAL IDENTIFICATION OF EUT USED DURING THE TEST..... | 7 |
| 3.3. | INTERNAL IDENTIFICATION OF AE USED DURING THE TEST..... | 7 |
| 4. | REFERENCE DOCUMENTS..... | 8 |
| 4.1. | DOCUMENTS SUPPLIED BY APPLICANT..... | 8 |
| 4.2. | REFERENCE DOCUMENTS FOR TESTING..... | 8 |
| 5. | LABORATORY ENVIRONMENT..... | 9 |
| 6. | SUMMARY OF TEST RESULT..... | 10 |
| 7. | TEST EQUIPMENT UTILIZED..... | 12 |
| | ANNEX A: MEASUREMENT RESULTS..... | 13 |
| | A.1 OUTPUT POWER..... | 13 |
| | A.2 EMISSION LIMIT..... | 30 |
| | A.3 FREQUENCY STABILITY..... | 36 |
| | A.4 OCCUPIED BANDWIDTH..... | 39 |
| | A.5 EMISSION BANDWIDTH..... | 59 |
| | A.6 BAND EDGE COMPLIANCE..... | 79 |
| | A.7 CONDUCTED SPURIOUS EMISSION..... | 106 |
| | A.8 PEAK-TO-AVERAGE POWER RATIO..... | 109 |
| | ANNEX B: ACCREDITATION CERTIFICATE..... | 110 |



1. Test Laboratory

1.1. Introduction & Accreditation

Telecommunication Technology Labs, CAICT is an ISO/IEC 17025:2017 accredited test laboratory under NATIONAL VOLUNTARY LABORATORY ACCREDITATION PROGRAM (NVLAP) with lab code 600118-0 and is also an FCC accredited test laboratory (CN5017), and ISED accredited test laboratory (CN0066). The detail accreditation scope can be found on NVLAP website.

1.2. Testing Location

Location 1: CTTL (huayuan North Road)

Address: No. 52, Huayuan North Road, Haidian District, Beijing,
P. R. China 100191

Location 2: CTTL (BDA)

Address: No.18A, Kangding Street, Beijing Economic-Technology
Development Area, Beijing, P. R. China 100176

1.3. Testing Environment

Normal Temperature: 15-35°C
Relative Humidity: 20-75%

1.4. Project Data

Testing Start Date: 2022-07-06
Testing End Date: 2022-08-26

1.5. Signature



Dong Yuan
(Prepared this test report)



Zhou Yu
(Reviewed this test report)



Zhao Hui Lin
Deputy Director of the laboratory
(Approved this test report)



2. Client Information

2.1. Applicant Information

Company Name: TCL Communication Ltd.
Address /Post: 5/F, Building 22E, 22 Science Park East Avenue, Hong Kong Science
Park, Shatin, NT, Hong Kong
Contact: Peter yang
Email: peter.yang@tcl.com
Telephone: +86 755 3664 5759
Fax: +86 755 3661 2000-81722

2.2. Manufacturer Information

Company Name: TCL Communication Ltd.
Address /Post: 5/F, Building 22E, 22 Science Park East Avenue, Hong Kong Science
Park, Shatin, NT, Hong Kong
Contact: Peter yang
Email: peter.yang@tcl.com
Telephone: +86 755 3664 5759
Fax: +86 755 3661 2000-81722

3. Equipment Under Test (EUT) and Ancillary Equipment (AE)

3.1. About EUT

| | |
|---------------------------|--|
| Description | Tablet PC |
| Model Name | 9183G |
| FCC ID | 2ACCJB185 |
| Antenna | Embedded |
| Output power | 27.05dBm maximum EIRP measured for LTE Band 41 |
| Extreme vol. Limits | 3.6VDC to 4.2VDC (nominal: 3.8VDC) |
| Extreme temp. Tolerance | -10°C to +55°C |
| LTE Frequency Band | FDD1/FDD3/FDD5/FDD7/FDD8/FDD20/FDD28/FDD38/FDD40/ FDD41 |
| LTE UL CA Frequency Band | CA_3C, CA_7C |
| LTE DL 2CA Frequency Band | CA_3A-7A, CA_1A-3A, CA_3C, CA_7C, CA_1A-7A, DC_1A-8A, DC_1A-20A, CA_1A-28A, DC_1A-38A, CA_3A-3A, CA_3A-8A, CA_3A-20A, CA_3A-28A, CA_3A-38A, CA_7A-8A, CA_7A-20A, CA_7A-28A, CA_8A-38A, CA_20A-38A, CA_1A-32A, CA_3A-32A, CA_7A-32A, CA_20A-32A, CA_28A-32A, CA_3A-41A, CA_40C, CA_1A_32A, CA_3A_32A, CA_7A_32A, CA_20A_32A, CA_28A_32A |

Note: Components list, please refer to documents of the manufacturer; it is also included in the original test record of CTTL.

3.2. Internal Identification of EUT used during the test

| EUT ID* | IMEI | HW Version | SW Version | Date of receipt |
|---------|--------------------|------------|------------|-----------------|
| UT10a | 352506670201615/01 | 05 | 9H5D | 2022-07-06 |
| UT05a | 352506670201532/01 | 05 | 9H5D | 2022-07-07 |
| UT20a | 352506670201532/01 | 05 | 9H5D | 2022-07-25 |

*EUT ID: is used to identify the test sample in the lab internally.

3.3. Internal Identification of AE used during the test

| AE ID* | Description |
|--------|-------------|
| AE1 | Battery |

AE1

| | |
|--------------|----------|
| Model | TLp078C1 |
| Manufacturer | BYD |
| Capacitance | 8000mAh |

*AE ID: is used to identify the test sample in the lab internally.

4. Reference Documents

4.1. Documents supplied by applicant

EUT parameters are supplied by the customer, which are the bases of testing. CAICT is not responsible for the accuracy of customer supplied technical information that may affect the test results (for example, antenna gain and loss of customer supplied cable).

4.2. Reference Documents for testing

The following documents listed in this section are referred for testing.

| Reference | Title | Version |
|------------------|---|--------------------|
| FCC Part 22 | PUBLIC MOBILE SERVICES | 10-1-20 Edition |
| FCC Part 27 | MISCELLANEOUS WIRELESS COMMUNICATIONS SERVICES | 10-1-20 Edition |
| ANSI/TIA-603-E | Land Mobile FM or PM Communications Equipment Measurement and Performance Standards | 2016 |
| ANSI C63.26 | American National Standard for Compliance Testing of Transmitters Used in Licensed Radio Services | 2015 |
| KDB 971168 D01 | MEASUREMENT GUIDANCE FOR CERTIFICATION OF LICENSED DIGITAL TRANSMITTERS | v03r01 |

5. Laboratory Environment

Control room / conducted chamber did not exceed following limits along the EMC testing:

| | |
|--------------------------|----------------------------|
| Temperature | Min. = 15 °C, Max. = 35 °C |
| Relative humidity | Min. = 20 %, Max. = 80 % |
| Shielding effectiveness | > 110 dB |
| Electrical insulation | >2 M |
| Ground system resistance | < 0.5 |

Fully-anechoic chamber 2 (8.6 meters×6.1 meters×3.85 meters) did not exceed following limits along the EMC testing:

| | |
|---|---|
| Temperature | Min. = 15 °C, Max. = 30 °C |
| Relative humidity | Min. = 35 %, Max. = 60 % |
| Shielding effectiveness | > 110 dB |
| Electrical insulation | >2 M |
| Ground system resistance | < 1 |
| Site voltage standing-wave ratio (S_{VSWR}) | Between 0 and 6 dB, from 1GHz to 18GHz |
| Uniformity of field strength | Between 0 and 6 dB, from 80 to 6000 MHz |

Semi-anechoic chamber 2 / Fully-anechoic chamber 3 (10 meters×6.7 meters×6.15 meters) did not exceed following limits along the EMC testing:

| | |
|---|---|
| Temperature | Min. = 15 °C, Max. = 30 °C |
| Relative humidity | Min. = 35 %, Max. = 60 % |
| Shielding effectiveness | > 100 dB |
| Electrical insulation | >2 M |
| Ground system resistance | < 0.5 |
| Normalised site attenuation (NSA) | <±3.5 dB, 3 m distance |
| Site voltage standing-wave ratio (S_{VSWR}) | Between 0 and 6 dB, from 1GHz to 18GHz |
| Uniformity of field strength | Between 0 and 6 dB, from 80 to 6000 MHz |

6. Summary Of Test Result

LTE Band 5

| Items | Test Name | Clause in FCC rules | Verdict |
|-------|-----------------------------|---------------------|---------|
| 1 | Output Power | 22.913 | P |
| 2 | Emission Limit | 22.917 | P |
| 3 | Frequency Stability | 2.1055 | P |
| 4 | Occupied Bandwidth | 2.1049 | P |
| 5 | Emission Bandwidth | 22.917 | P |
| 6 | Band Edge Compliance | 22.917 | P |
| 7 | Conducted Spurious Emission | 22.917 | P |

LTE Band 7

| Items | Test Name | Clause in FCC rules | Verdict |
|-------|-----------------------------|---------------------|---------|
| 1 | Output Power | 27.50 | P |
| 2 | Emission Limit | 27.53 | P |
| 3 | Frequency Stability | 2.1055 | P |
| 4 | Occupied Bandwidth | 2.1049 | P |
| 5 | Emission Bandwidth | 27.53 | P |
| 6 | Band Edge Compliance | 27.53 | P |
| 7 | Conducted Spurious Emission | 27.53 | P |
| 8 | Peak-to-Average Power Ratio | 27.50 | P |

LTE Band 41 (38)

| Items | Test Name | Clause in FCC rules | Verdict |
|-------|-----------------------------|---------------------|---------|
| 1 | Output Power | 27.50 | P |
| 2 | Emission Limit | 27.53 | P |
| 3 | Frequency Stability | 2.1055 | P |
| 4 | Occupied Bandwidth | 2.1049 | P |
| 5 | Emission Bandwidth | 27.53 | P |
| 6 | Band Edge Compliance | 27.53 | P |
| 7 | Conducted Spurious Emission | 27.53 | P |
| 8 | Peak-to-Average Power Ratio | 27.50 | P |

Terms used in Verdict column

| | |
|----|--|
| P | Pass. The EUT complies with the essential requirements in the standard. |
| NP | Not Performed. The test was not performed by CTTL. |
| NA | Not Applicable. The test was not applicable. |
| BR | Re-use test data from basic model report. |
| F | Fail. The EUT does not comply with the essential requirements in the standard. |

All the test results are based on normal power.

LTE Band 41 overlaps the entire frequency range of LTE Band 38. Therefore, test data provided in this report covers Band 38 as well as Band 41.

LTE Band 41 is tested by power class 2.

Explanation of worst-case configuration

The worst-case scenario for all measurements is based on the conducted output power measurement investigation results. Output power was measured on QPSK, 16QAM and 64QAM modulations. It was found that QPSK was the worst case. All testing was performed using QPSK modulations to represent the worst case unless otherwise stated. The test results shown in the following sections represent the worst case emission.

7. Test Equipment Utilized

| Description | Type | Series Number | Manufacture | Cal Due Date | Calibration Interval |
|--------------------------------------|------------|---------------|--------------|--------------|----------------------|
| Wideband Radio Communication Tester | CMW500 | 159082 | R&S | 2023-01-17 | 25 months |
| Spectrum Analyzer | FSU | 200030 | R&S | 2023-05-25 | 1 year |
| Climate Chamber | SH-242 | 93008556 | ESPEC | 2023-12-23 | 3 years |
| Test Receiver | E4440A | MY48250642 | Agilent | 2023-03-10 | 1 year |
| EMI Antenna | VULB9163 | 9163-482 | Schwarzbeck | 2022-11-16 | 1 year |
| EMI Antenna | LB-7180-NF | J203001300005 | A-INFO | 2023-02-23 | 1 year |
| EMI Antenna | 3117 | 00058889 | ETS-Lindgren | 2022-11-07 | 1 year |
| Signal Generator | SMF100A | 101295 | R&S | 2022-12-11 | 1 year |
| Universal Radio Communication Tester | CMW500 | 143008 | R&S | 2022-12-11 | 1 year |
| Universal Radio Communication Tester | MT8821C | 6262257899 | Anritsu | 2023-05-15 | 1 year |

Annex A: Measurement Results

A.1 Output Power

A.1.1 Summary

During the process of testing, the EUT was controlled via communication tester to ensure max power transmission and proper modulation.

In all cases, output power is within the specified limits.

A.1.2 Conducted

A.1.2.1 Method of Measurements

The EUT was set up for the max output power with pseudo random data modulation.

These measurements were done at 3 frequencies (bottom, middle and top of operational frequency range) for each bandwidth.

The results below include a correction factor for cable loss that is provided by the customer.

A.1.2.2 Measurement Result

LTE band 5

| Bandwidth | RB size/offset | Frequency (MHz) | Power (dBm) | | |
|-----------|----------------|-----------------|-------------|-------|-------|
| | | | QPSK | 16QAM | 64QAM |
| 1.4MHz | 1 RB high | 848.3 | 23.52 | 22.68 | 21.61 |
| | | 836.5 | 23.57 | 22.80 | 21.65 |
| | | 824.7 | 23.62 | 22.82 | 21.69 |
| | 1 RB low | 848.3 | 23.52 | 22.75 | 21.65 |
| | | 836.5 | 23.58 | 22.82 | 21.68 |
| | | 824.7 | 23.57 | 22.78 | 21.64 |
| | 50% RB mid | 848.3 | 23.55 | 22.53 | 21.64 |
| | | 836.5 | 23.56 | 22.57 | 21.60 |
| | | 824.7 | 23.62 | 22.60 | 21.69 |
| | 100% RB | 848.3 | 22.56 | 21.61 | 20.48 |
| | | 836.5 | 22.58 | 21.63 | 20.51 |
| | | 824.7 | 22.62 | 21.64 | 20.52 |
| 3MHz | 1 RB high | 847.5 | 23.53 | 22.67 | 21.63 |
| | | 836.5 | 23.57 | 22.80 | 21.70 |
| | | 825.5 | 23.59 | 22.82 | 21.71 |
| | 1 RB low | 847.5 | 23.54 | 22.75 | 21.61 |
| | | 836.5 | 23.52 | 22.67 | 21.68 |
| | | 825.5 | 23.60 | 22.85 | 21.65 |
| | 50% RB mid | 847.5 | 22.50 | 21.58 | 20.55 |
| | | 836.5 | 22.58 | 21.62 | 20.56 |
| | | 825.5 | 22.55 | 21.67 | 20.57 |

| | | | | | |
|-------|------------|-------|-------|-------|-------|
| | 100% RB | 847.5 | 22.50 | 21.56 | 20.50 |
| | | 836.5 | 22.54 | 21.58 | 20.51 |
| | | 825.5 | 22.54 | 21.58 | 20.53 |
| 5MHz | 1 RB high | 846.5 | 23.57 | 22.64 | 21.62 |
| | | 836.5 | 23.61 | 22.70 | 21.67 |
| | | 826.5 | 23.62 | 22.90 | 21.73 |
| | 1 RB low | 846.5 | 23.60 | 22.75 | 21.69 |
| | | 836.5 | 23.68 | 22.80 | 21.76 |
| | | 826.5 | 23.64 | 22.77 | 21.68 |
| | 50% RB mid | 846.5 | 22.52 | 21.54 | 20.55 |
| | | 836.5 | 22.56 | 21.59 | 20.58 |
| | | 826.5 | 22.63 | 21.59 | 20.60 |
| | 100% RB | 846.5 | 22.55 | 21.55 | 20.54 |
| | | 836.5 | 22.60 | 21.61 | 20.60 |
| | | 826.5 | 22.56 | 21.59 | 20.56 |
| 10MHz | 1 RB high | 844.0 | 23.61 | 22.69 | 21.63 |
| | | 836.5 | 23.61 | 22.68 | 21.63 |
| | | 829.0 | 23.61 | 22.76 | 21.68 |
| | 1 RB low | 844.0 | 23.64 | 22.86 | 21.63 |
| | | 836.5 | 23.67 | 22.83 | 21.75 |
| | | 829.0 | 23.65 | 22.83 | 21.73 |
| | 50% RB mid | 844.0 | 22.64 | 21.62 | 20.61 |
| | | 836.5 | 22.59 | 21.59 | 20.55 |
| | | 829.0 | 22.61 | 21.61 | 20.58 |
| | 100% RB | 844.0 | 22.61 | 21.63 | 20.58 |
| | | 836.5 | 22.62 | 21.61 | 20.63 |
| | | 829.0 | 22.61 | 21.55 | 20.57 |

LTE band 7

| Bandwidth | RB size/offset | Frequency (MHz) | Power (dBm) | | |
|-----------|----------------|-----------------|-------------|-------|-------|
| | | | QPSK | 16QAM | 64QAM |
| 5MHz | 1 RB high | 2567.5 | 23.79 | 23.06 | 21.98 |
| | | 2535.0 | 23.71 | 22.86 | 21.96 |
| | | 2502.5 | 23.68 | 22.86 | 21.90 |
| | 1 RB low | 2567.5 | 23.84 | 23.07 | 22.17 |
| | | 2535.0 | 23.70 | 22.93 | 21.95 |
| | | 2502.5 | 23.64 | 22.81 | 21.92 |
| | 50% RB mid | 2567.5 | 22.73 | 21.86 | 20.90 |
| | | 2535.0 | 22.64 | 21.76 | 20.77 |
| | | 2502.5 | 22.64 | 21.75 | 20.74 |
| | 100% RB | 2567.5 | 22.78 | 21.91 | 20.89 |
| | | 2535.0 | 22.63 | 21.79 | 20.74 |
| | | 2502.5 | 22.64 | 21.77 | 20.75 |
| 10MHz | 1 RB high | 2565.0 | 23.71 | 22.99 | 21.98 |
| | | 2535.0 | 23.72 | 22.97 | 21.95 |
| | | 2505.0 | 23.65 | 22.77 | 21.83 |
| | 1 RB low | 2565.0 | 23.85 | 23.08 | 22.08 |
| | | 2535.0 | 23.68 | 22.98 | 21.87 |
| | | 2505.0 | 23.65 | 22.88 | 21.79 |
| | 50% RB mid | 2565.0 | 22.79 | 21.98 | 20.92 |
| | | 2535.0 | 22.60 | 21.78 | 20.74 |
| | | 2505.0 | 22.63 | 21.77 | 20.68 |
| | 100% RB | 2565.0 | 22.73 | 21.88 | 20.84 |
| | | 2535.0 | 22.64 | 21.75 | 20.69 |
| | | 2505.0 | 22.62 | 21.69 | 20.67 |
| 15MHz | 1 RB high | 2562.5 | 23.62 | 22.91 | 21.88 |
| | | 2535.0 | 23.55 | 22.88 | 21.83 |
| | | 2507.5 | 23.53 | 22.76 | 21.82 |
| | 1 RB low | 2562.5 | 23.72 | 22.98 | 21.98 |
| | | 2535.0 | 23.60 | 22.82 | 21.86 |
| | | 2507.5 | 23.53 | 22.73 | 21.76 |
| | 50% RB mid | 2562.5 | 22.68 | 21.85 | 20.86 |
| | | 2535.0 | 22.58 | 21.71 | 20.76 |
| | | 2507.5 | 22.56 | 21.64 | 20.65 |
| | 100% RB | 2562.5 | 22.73 | 21.80 | 20.80 |
| | | 2535.0 | 22.57 | 21.72 | 20.64 |
| | | 2507.5 | 22.60 | 21.67 | 20.64 |
| 20MHz | 1 RB high | 2560.0 | 23.58 | 22.80 | 21.93 |
| | | 2535.0 | 23.51 | 22.82 | 21.76 |
| | | 2510.0 | 23.51 | 22.71 | 21.81 |
| | 1 RB low | 2560.0 | 23.68 | 22.94 | 21.93 |



| | | | | | |
|--|------------|--------|-------|-------|-------|
| | | 2535.0 | 23.53 | 22.88 | 21.84 |
| | | 2510.0 | 23.58 | 22.62 | 21.73 |
| | 50% RB mid | 2560.0 | 22.75 | 21.88 | 20.86 |
| | | 2535.0 | 22.62 | 21.76 | 20.69 |
| | | 2510.0 | 22.55 | 21.68 | 20.68 |
| | 100% RB | 2560.0 | 22.63 | 21.73 | 20.75 |
| | | 2535.0 | 22.54 | 21.66 | 20.61 |
| | | 2510.0 | 22.69 | 21.67 | 20.72 |

LTE band 41

| Bandwidth | RB size/offset | Frequency (MHz) | Power (dBm) | | |
|-----------|----------------|-----------------|-------------|-------|-------|
| | | | QPSK | 16QAM | 64QAM |
| 5MHz | 1 RB high | 2687.5 | 26.62 | 25.67 | 24.45 |
| | | 2593.0 | 26.78 | 25.85 | 24.63 |
| | | 2498.5 | 26.65 | 25.72 | 24.49 |
| | 1 RB low | 2687.5 | 26.59 | 25.71 | 24.51 |
| | | 2593.0 | 26.85 | 25.87 | 24.67 |
| | | 2498.5 | 26.66 | 25.69 | 24.48 |
| | 50% RB mid | 2687.5 | 25.57 | 24.60 | 23.60 |
| | | 2593.0 | 25.70 | 24.69 | 23.72 |
| | | 2498.5 | 25.55 | 24.55 | 23.57 |
| | 100% RB | 2687.5 | 25.58 | 24.65 | 23.61 |
| | | 2593.0 | 25.69 | 24.75 | 23.73 |
| | | 2498.5 | 25.56 | 24.60 | 23.61 |
| 10MHz | 1 RB high | 2685.0 | 26.65 | 25.61 | 24.40 |
| | | 2593.0 | 26.72 | 25.81 | 24.55 |
| | | 2501.0 | 26.58 | 25.70 | 24.46 |
| | 1 RB low | 2685.0 | 26.64 | 25.71 | 24.49 |
| | | 2593.0 | 26.76 | 25.85 | 24.58 |
| | | 2501.0 | 26.62 | 25.67 | 24.44 |
| | 50% RB mid | 2685.0 | 25.57 | 24.64 | 23.64 |
| | | 2593.0 | 25.65 | 24.68 | 23.72 |
| | | 2501.0 | 25.52 | 24.59 | 23.57 |
| | 100% RB | 2685.0 | 25.63 | 24.66 | 23.60 |
| | | 2593.0 | 25.68 | 24.71 | 23.65 |
| | | 2501.0 | 25.58 | 24.57 | 23.53 |
| 15MHz | 1 RB high | 2682.5 | 26.48 | 25.56 | 24.34 |
| | | 2593.0 | 26.64 | 25.73 | 24.50 |
| | | 2503.5 | 26.48 | 25.60 | 24.38 |
| | 1 RB low | 2682.5 | 26.58 | 25.67 | 24.46 |
| | | 2593.0 | 26.69 | 25.81 | 24.55 |
| | | 2503.5 | 26.53 | 25.60 | 24.38 |
| | 50% RB mid | 2682.5 | 25.56 | 24.57 | 23.55 |
| | | 2593.0 | 25.63 | 24.61 | 23.61 |
| | | 2503.5 | 25.49 | 24.48 | 23.45 |
| | 100% RB | 2682.5 | 25.60 | 24.61 | 23.58 |
| | | 2593.0 | 25.68 | 24.67 | 23.65 |
| | | 2503.5 | 25.53 | 24.52 | 23.47 |
| 20MHz | 1 RB high | 2680.0 | 26.47 | 25.53 | 24.34 |
| | | 2593.0 | 26.67 | 25.74 | 24.52 |
| | | 2506.0 | 26.55 | 25.65 | 24.41 |
| | 1 RB low | 2680.0 | 26.59 | 25.65 | 24.44 |



| | | | | | |
|--|------------|--------|-------|-------|-------|
| | | 2593.0 | 26.68 | 25.76 | 24.54 |
| | | 2506.0 | 26.59 | 25.63 | 24.42 |
| | 50% RB mid | 2680.0 | 25.62 | 24.68 | 23.63 |
| | | 2593.0 | 25.73 | 24.75 | 23.70 |
| | | 2506.0 | 25.62 | 24.64 | 23.58 |
| | 100% RB | 2680.0 | 25.61 | 24.63 | 23.60 |
| | | 2593.0 | 25.74 | 24.75 | 23.72 |
| | | 2506.0 | 25.60 | 24.59 | 23.56 |

LTE CA Band 7C

| Bandwidth | Frequency (MHz) | Frequency (MHz) | Modulation | PCC RB | | SCC RB | | Conducted Power(dBm) |
|--------------|-----------------|-----------------|------------|--------|--------|--------|--------|----------------------|
| | | | | Size | Offset | Size | Offset | |
| 10MHz/20 MHz | 2525.6 | 2540 | QPSK | 1 | 49 | 1 | 0 | 22.57 |
| | | | | 50 | 0 | 100 | 0 | 20.91 |
| | | | 16QAM | 1 | 49 | 1 | 0 | 21.74 |
| | | | | 50 | 0 | 100 | 0 | 19.96 |
| | | | 64QAM | 1 | 49 | 1 | 0 | 19.58 |
| | | | | 50 | 0 | 100 | 0 | 19.98 |
| 15MHz/10 MHz | 2530.1 | 2542.1 | QPSK | 1 | 74 | 1 | 0 | 22.75 |
| | | | | 75 | 0 | 50 | 0 | 20.99 |
| | | | 16QAM | 1 | 74 | 1 | 0 | 21.80 |
| | | | | 75 | 0 | 50 | 0 | 19.97 |
| | | | 64QAM | 1 | 74 | 1 | 0 | 19.65 |
| | | | | 75 | 0 | 50 | 0 | 19.99 |
| 15MHz/15 MHz | 2527.5 | 2542.5 | QPSK | 1 | 74 | 1 | 0 | 22.89 |
| | | | | 75 | 0 | 75 | 0 | 21.02 |
| | | | 16QAM | 1 | 74 | 1 | 0 | 21.94 |
| | | | | 75 | 0 | 75 | 0 | 19.93 |
| | | | 64QAM | 1 | 74 | 1 | 0 | 19.76 |
| | | | | 75 | 0 | 75 | 0 | 19.99 |
| 15MHz/20 MHz | 2525.3 | 2542.4 | QPSK | 1 | 74 | 1 | 0 | 22.81 |
| | | | | 75 | 0 | 100 | 0 | 20.94 |
| | | | 16QAM | 1 | 74 | 1 | 0 | 21.83 |
| | | | | 75 | 0 | 100 | 0 | 19.94 |
| | | | 64QAM | 1 | 74 | 1 | 0 | 19.70 |
| | | | | 75 | 0 | 100 | 0 | 19.94 |
| 20MHz/10 MHz | 2530.1 | 2544.5 | QPSK | 1 | 99 | 1 | 0 | 22.73 |
| | | | | 100 | 0 | 50 | 0 | 20.94 |
| | | | 16QAM | 1 | 99 | 1 | 0 | 21.54 |
| | | | | 100 | 0 | 50 | 0 | 19.92 |
| | | | 64QAM | 1 | 99 | 1 | 0 | 19.86 |
| | | | | 100 | 0 | 50 | 0 | 19.91 |
| 20MHz/15 MHz | 2527.6 | 2544.7 | QPSK | 1 | 99 | 1 | 0 | 22.88 |
| | | | | 100 | 0 | 75 | 0 | 20.92 |
| | | | 16QAM | 1 | 99 | 1 | 0 | 21.70 |
| | | | | 100 | 0 | 75 | 0 | 19.90 |
| | | | 64QAM | 1 | 99 | 1 | 0 | 20.01 |
| | | | | 100 | 0 | 75 | 0 | 19.89 |
| 20MHz/20 MHz | 2525.1 | 2544.9 | QPSK | 1 | 99 | 1 | 0 | 22.79 |
| | | | | 100 | 0 | 100 | 0 | 20.88 |
| | | | 16QAM | 1 | 99 | 1 | 0 | 21.62 |



| | | | | | | | | |
|--|--|--|-------|-----|----|-----|---|-------|
| | | | | 100 | 0 | 100 | 0 | 19.87 |
| | | | 64QAM | 1 | 99 | 1 | 0 | 19.93 |
| | | | | 100 | 0 | 100 | 0 | 19.84 |

A.1.3.3 Measurement result

LTE Band 5-ERP

Limits: $\leq 38.45\text{dBm}(7\text{W})$

| Bandwidth | RB size/offset | Frequency (MHz) | Conducted Power(dBm) | | | EIRP(dBm)(Gt-Lc =-1) | | |
|-----------|----------------|-----------------|----------------------|-------|-------|----------------------|-------|-------|
| | | | QPSK | 16QAM | 64QAM | QPSK | 16QAM | 64QAM |
| 1.4MHz | 1 RB high | 848.3 | 23.52 | 22.68 | 21.61 | 20.37 | 19.53 | 18.46 |
| | | 836.5 | 23.57 | 22.80 | 21.65 | 20.42 | 19.65 | 18.50 |
| | | 824.7 | 23.62 | 22.82 | 21.69 | 20.47 | 19.67 | 18.54 |
| | 1 RB low | 848.3 | 23.52 | 22.75 | 21.65 | 20.37 | 19.60 | 18.50 |
| | | 836.5 | 23.58 | 22.82 | 21.68 | 20.43 | 19.67 | 18.53 |
| | | 824.7 | 23.57 | 22.78 | 21.64 | 20.42 | 19.63 | 18.49 |
| | 50% RB mid | 848.3 | 23.55 | 22.53 | 21.64 | 20.40 | 19.38 | 18.49 |
| | | 836.5 | 23.56 | 22.57 | 21.60 | 20.41 | 19.42 | 18.45 |
| | | 824.7 | 23.62 | 22.60 | 21.69 | 20.47 | 19.45 | 18.54 |
| | 100% RB | 848.3 | 22.56 | 21.61 | 20.48 | 19.41 | 18.46 | 17.33 |
| | | 836.5 | 22.58 | 21.63 | 20.51 | 19.43 | 18.48 | 17.36 |
| | | 824.7 | 22.62 | 21.64 | 20.52 | 19.47 | 18.49 | 17.37 |
| 3MHz | 1 RB high | 847.5 | 23.53 | 22.67 | 21.63 | 20.38 | 19.52 | 18.48 |
| | | 836.5 | 23.57 | 22.80 | 21.70 | 20.42 | 19.65 | 18.55 |
| | | 825.5 | 23.59 | 22.82 | 21.71 | 20.44 | 19.67 | 18.56 |
| | 1 RB low | 847.5 | 23.54 | 22.75 | 21.61 | 20.39 | 19.60 | 18.46 |
| | | 836.5 | 23.52 | 22.67 | 21.68 | 20.37 | 19.52 | 18.53 |
| | | 825.5 | 23.60 | 22.85 | 21.65 | 20.45 | 19.70 | 18.50 |
| | 50% RB mid | 847.5 | 22.50 | 21.58 | 20.55 | 19.35 | 18.43 | 17.40 |
| | | 836.5 | 22.58 | 21.62 | 20.56 | 19.43 | 18.47 | 17.41 |
| | | 825.5 | 22.55 | 21.67 | 20.57 | 19.40 | 18.52 | 17.42 |
| | 100% RB | 847.5 | 22.50 | 21.56 | 20.50 | 19.35 | 18.41 | 17.35 |
| | | 836.5 | 22.54 | 21.58 | 20.51 | 19.39 | 18.43 | 17.36 |
| | | 825.5 | 22.54 | 21.58 | 20.53 | 19.39 | 18.43 | 17.38 |
| 5MHz | 1 RB high | 846.5 | 23.57 | 22.64 | 21.62 | 20.42 | 19.49 | 18.47 |
| | | 836.5 | 23.61 | 22.70 | 21.67 | 20.46 | 19.55 | 18.52 |
| | | 826.5 | 23.62 | 22.90 | 21.73 | 20.47 | 19.75 | 18.58 |
| | 1 RB low | 846.5 | 23.60 | 22.75 | 21.69 | 20.45 | 19.60 | 18.54 |
| | | 836.5 | 23.68 | 22.80 | 21.76 | 20.53 | 19.65 | 18.61 |
| | | 826.5 | 23.64 | 22.77 | 21.68 | 20.49 | 19.62 | 18.53 |
| | 50% RB mid | 846.5 | 22.52 | 21.54 | 20.55 | 19.37 | 18.39 | 17.40 |
| | | 836.5 | 22.56 | 21.59 | 20.58 | 19.41 | 18.44 | 17.43 |
| | | 826.5 | 22.63 | 21.59 | 20.60 | 19.48 | 18.44 | 17.45 |
| | 100% RB | 846.5 | 22.55 | 21.55 | 20.54 | 19.40 | 18.40 | 17.39 |
| | | 836.5 | 22.60 | 21.61 | 20.60 | 19.45 | 18.46 | 17.45 |
| | | 826.5 | 22.56 | 21.59 | 20.56 | 19.41 | 18.44 | 17.41 |
| 10MHz | 1 RB high | 844.0 | 23.61 | 22.69 | 21.63 | 20.46 | 19.54 | 18.48 |
| | | 836.5 | 23.61 | 22.68 | 21.63 | 20.46 | 19.53 | 18.48 |

| | | | | | | | | |
|--|---------------|-------|-------|-------|-------|-------|-------|-------|
| | | 829.0 | 23.61 | 22.76 | 21.68 | 20.46 | 19.61 | 18.53 |
| | 1 RB low | 844.0 | 23.64 | 22.86 | 21.63 | 20.49 | 19.71 | 18.48 |
| | | 836.5 | 23.67 | 22.83 | 21.75 | 20.52 | 19.68 | 18.60 |
| | | 829.0 | 23.65 | 22.83 | 21.73 | 20.50 | 19.68 | 18.58 |
| | 50% RB mid | 844.0 | 22.64 | 21.62 | 20.61 | 19.49 | 18.47 | 17.46 |
| | | 836.5 | 22.59 | 21.59 | 20.55 | 19.44 | 18.44 | 17.40 |
| | | 829.0 | 22.61 | 21.61 | 20.58 | 19.46 | 18.46 | 17.43 |
| | 100% RB | 844.0 | 22.61 | 21.63 | 20.58 | 19.46 | 18.48 | 17.43 |
| | | 836.5 | 22.62 | 21.61 | 20.63 | 19.47 | 18.46 | 17.48 |
| | | 829.0 | 22.61 | 21.55 | 20.57 | 19.46 | 18.40 | 17.42 |

LTE Band 7-EIRP
Limits: $\leq 33\text{dBm}(2\text{W})$

| Bandwidth | RB size/offset | Frequency (MHz) | Conducted Power(dBm) | | | ERP(dBm)(Gt-Lc =0.1) | | |
|-----------|----------------|-----------------|----------------------|-------|-------|----------------------|-------|-------|
| | | | QPSK | 16QAM | 64QAM | QPSK | 16QAM | 64QAM |
| 5MHz | 1 RB high | 2567.5 | 23.79 | 23.06 | 21.98 | 23.89 | 23.16 | 22.08 |
| | | 2535.0 | 23.71 | 22.86 | 21.96 | 23.81 | 22.96 | 22.06 |
| | | 2502.5 | 23.68 | 22.86 | 21.90 | 23.78 | 22.96 | 22.00 |
| | 1 RB low | 2567.5 | 23.84 | 23.07 | 22.17 | 23.94 | 23.17 | 22.27 |
| | | 2535.0 | 23.70 | 22.93 | 21.95 | 23.80 | 23.03 | 22.05 |
| | | 2502.5 | 23.64 | 22.81 | 21.92 | 23.74 | 22.91 | 22.02 |
| | 50% RB mid | 2567.5 | 22.73 | 21.86 | 20.90 | 22.83 | 21.96 | 21.00 |
| | | 2535.0 | 22.64 | 21.76 | 20.77 | 22.74 | 21.86 | 20.87 |
| | | 2502.5 | 22.64 | 21.75 | 20.74 | 22.74 | 21.85 | 20.84 |
| | 100% RB | 2567.5 | 22.78 | 21.91 | 20.89 | 22.88 | 22.01 | 20.99 |
| | | 2535.0 | 22.63 | 21.79 | 20.74 | 22.73 | 21.89 | 20.84 |
| | | 2502.5 | 22.64 | 21.77 | 20.75 | 22.74 | 21.87 | 20.85 |
| 10MHz | 1 RB high | 2565.0 | 23.71 | 22.99 | 21.98 | 23.81 | 23.09 | 22.08 |
| | | 2535.0 | 23.72 | 22.97 | 21.95 | 23.82 | 23.07 | 22.05 |
| | | 2505.0 | 23.65 | 22.77 | 21.83 | 23.75 | 22.87 | 21.93 |
| | 1 RB low | 2565.0 | 23.85 | 23.08 | 22.08 | 23.95 | 23.18 | 22.18 |
| | | 2535.0 | 23.68 | 22.98 | 21.87 | 23.78 | 23.08 | 21.97 |
| | | 2505.0 | 23.65 | 22.88 | 21.79 | 23.75 | 22.98 | 21.89 |
| | 50% RB mid | 2565.0 | 22.79 | 21.98 | 20.92 | 22.89 | 22.08 | 21.02 |
| | | 2535.0 | 22.60 | 21.78 | 20.74 | 22.70 | 21.88 | 20.84 |
| | | 2505.0 | 22.63 | 21.77 | 20.68 | 22.73 | 21.87 | 20.78 |
| | 100% RB | 2565.0 | 22.73 | 21.88 | 20.84 | 22.83 | 21.98 | 20.94 |
| | | 2535.0 | 22.64 | 21.75 | 20.69 | 22.74 | 21.85 | 20.79 |
| | | 2505.0 | 22.62 | 21.69 | 20.67 | 22.72 | 21.79 | 20.77 |
| 15MHz | 1 RB high | 2562.5 | 23.62 | 22.91 | 21.88 | 23.72 | 23.01 | 21.98 |
| | | 2535.0 | 23.55 | 22.88 | 21.83 | 23.65 | 22.98 | 21.93 |
| | | 2507.5 | 23.53 | 22.76 | 21.82 | 23.63 | 22.86 | 21.92 |
| | 1 RB low | 2562.5 | 23.72 | 22.98 | 21.98 | 23.82 | 23.08 | 22.08 |
| | | 2535.0 | 23.60 | 22.82 | 21.86 | 23.70 | 22.92 | 21.96 |
| | | 2507.5 | 23.53 | 22.73 | 21.76 | 23.63 | 22.83 | 21.86 |
| | 50% RB mid | 2562.5 | 22.68 | 21.85 | 20.86 | 22.78 | 21.95 | 20.96 |
| | | 2535.0 | 22.58 | 21.71 | 20.76 | 22.68 | 21.81 | 20.86 |
| | | 2507.5 | 22.56 | 21.64 | 20.65 | 22.66 | 21.74 | 20.75 |
| | 100% RB | 2562.5 | 22.73 | 21.80 | 20.80 | 22.83 | 21.90 | 20.90 |
| | | 2535.0 | 22.57 | 21.72 | 20.64 | 22.67 | 21.82 | 20.74 |
| | | 2507.5 | 22.60 | 21.67 | 20.64 | 22.70 | 21.77 | 20.74 |
| 20MHz | 1 RB high | 2560.0 | 23.58 | 22.80 | 21.93 | 23.68 | 22.90 | 22.03 |
| | | 2535.0 | 23.51 | 22.82 | 21.76 | 23.61 | 22.92 | 21.86 |

| | | | | | | | | |
|--|---------------|--------|-------|-------|-------|-------|-------|-------|
| | | 2510.0 | 23.51 | 22.71 | 21.81 | 23.61 | 22.81 | 21.91 |
| | 1 RB low | 2560.0 | 23.68 | 22.94 | 21.93 | 23.78 | 23.04 | 22.03 |
| | | 2535.0 | 23.53 | 22.88 | 21.84 | 23.63 | 22.98 | 21.94 |
| | | 2510.0 | 23.58 | 22.62 | 21.73 | 23.68 | 22.72 | 21.83 |
| | 50% RB mid | 2560.0 | 22.75 | 21.88 | 20.86 | 22.85 | 21.98 | 20.96 |
| | | 2535.0 | 22.62 | 21.76 | 20.69 | 22.72 | 21.86 | 20.79 |
| | | 2510.0 | 22.55 | 21.68 | 20.68 | 22.65 | 21.78 | 20.78 |
| | 100% RB | 2560.0 | 22.63 | 21.73 | 20.75 | 22.73 | 21.83 | 20.85 |
| | | 2535.0 | 22.54 | 21.66 | 20.61 | 22.64 | 21.76 | 20.71 |
| | | 2510.0 | 22.69 | 21.67 | 20.72 | 22.79 | 21.77 | 20.82 |

LTE Band 41-EIRP
Limits: $\leq 33\text{dBm}(2\text{W})$

| Bandwidth | RB size/offset | Frequency (MHz) | Conducted Power(dBm) | | | EIRP(dBm)(Gt-Lc =0.2) | | |
|-----------|----------------|-----------------|----------------------|-------|-------|-----------------------|-------|-------|
| | | | QPSK | 16QAM | 64QAM | QPSK | 16QAM | 64QAM |
| 5MHz | 1 RB high | 2687.5 | 26.62 | 25.67 | 24.45 | 26.82 | 25.87 | 24.65 |
| | | 2593.0 | 26.78 | 25.85 | 24.63 | 26.98 | 26.05 | 24.83 |
| | | 2498.5 | 26.65 | 25.72 | 24.49 | 26.85 | 25.92 | 24.69 |
| | 1 RB low | 2687.5 | 26.59 | 25.71 | 24.51 | 26.79 | 25.91 | 24.71 |
| | | 2593.0 | 26.85 | 25.87 | 24.67 | 27.05 | 26.07 | 24.87 |
| | | 2498.5 | 26.66 | 25.69 | 24.48 | 26.86 | 25.89 | 24.68 |
| | 50% RB mid | 2687.5 | 25.57 | 24.60 | 23.60 | 25.77 | 24.80 | 23.80 |
| | | 2593.0 | 25.70 | 24.69 | 23.72 | 25.90 | 24.89 | 23.92 |
| | | 2498.5 | 25.55 | 24.55 | 23.57 | 25.75 | 24.75 | 23.77 |
| | 100% RB | 2687.5 | 25.58 | 24.65 | 23.61 | 25.78 | 24.85 | 23.81 |
| | | 2593.0 | 25.69 | 24.75 | 23.73 | 25.89 | 24.95 | 23.93 |
| | | 2498.5 | 25.56 | 24.60 | 23.61 | 25.76 | 24.80 | 23.81 |
| 10MHz | 1 RB high | 2685.0 | 26.65 | 25.61 | 24.40 | 26.85 | 25.81 | 24.60 |
| | | 2593.0 | 26.72 | 25.81 | 24.55 | 26.92 | 26.01 | 24.75 |
| | | 2501.0 | 26.58 | 25.70 | 24.46 | 26.78 | 25.90 | 24.66 |
| | 1 RB low | 2685.0 | 26.64 | 25.71 | 24.49 | 26.84 | 25.91 | 24.69 |
| | | 2593.0 | 26.76 | 25.85 | 24.58 | 26.96 | 26.05 | 24.78 |
| | | 2501.0 | 26.62 | 25.67 | 24.44 | 26.82 | 25.87 | 24.64 |
| | 50% RB mid | 2685.0 | 25.57 | 24.64 | 23.64 | 25.77 | 24.84 | 23.84 |
| | | 2593.0 | 25.65 | 24.68 | 23.72 | 25.85 | 24.88 | 23.92 |
| | | 2501.0 | 25.52 | 24.59 | 23.57 | 25.72 | 24.79 | 23.77 |
| | 100% RB | 2685.0 | 25.63 | 24.66 | 23.60 | 25.83 | 24.86 | 23.80 |
| | | 2593.0 | 25.68 | 24.71 | 23.65 | 25.88 | 24.91 | 23.85 |
| | | 2501.0 | 25.58 | 24.57 | 23.53 | 25.78 | 24.77 | 23.73 |
| 15MHz | 1 RB high | 2682.5 | 26.48 | 25.56 | 24.34 | 26.68 | 25.76 | 24.54 |
| | | 2593.0 | 26.64 | 25.73 | 24.50 | 26.84 | 25.93 | 24.70 |
| | | 2503.5 | 26.48 | 25.60 | 24.38 | 26.68 | 25.80 | 24.58 |
| | 1 RB low | 2682.5 | 26.58 | 25.67 | 24.46 | 26.78 | 25.87 | 24.66 |
| | | 2593.0 | 26.69 | 25.81 | 24.55 | 26.89 | 26.01 | 24.75 |
| | | 2503.5 | 26.53 | 25.60 | 24.38 | 26.73 | 25.80 | 24.58 |
| | 50% RB mid | 2682.5 | 25.56 | 24.57 | 23.55 | 25.76 | 24.77 | 23.75 |
| | | 2593.0 | 25.63 | 24.61 | 23.61 | 25.83 | 24.81 | 23.81 |
| | | 2503.5 | 25.49 | 24.48 | 23.45 | 25.69 | 24.68 | 23.65 |
| | 100% RB | 2682.5 | 25.60 | 24.61 | 23.58 | 25.80 | 24.81 | 23.78 |
| | | 2593.0 | 25.68 | 24.67 | 23.65 | 25.88 | 24.87 | 23.85 |
| | | 2503.5 | 25.53 | 24.52 | 23.47 | 25.73 | 24.72 | 23.67 |
| 20MHz | 1 RB high | 2680.0 | 26.47 | 25.53 | 24.34 | 26.67 | 25.73 | 24.54 |
| | | 2593.0 | 26.67 | 25.74 | 24.52 | 26.87 | 25.94 | 24.72 |

| | | | | | | | | |
|--|---------------|--------|-------|-------|-------|-------|-------|-------|
| | | 2506.0 | 26.55 | 25.65 | 24.41 | 26.75 | 25.85 | 24.61 |
| | 1 RB low | 2680.0 | 26.59 | 25.65 | 24.44 | 26.79 | 25.85 | 24.64 |
| | | 2593.0 | 26.68 | 25.76 | 24.54 | 26.88 | 25.96 | 24.74 |
| | | 2506.0 | 26.59 | 25.63 | 24.42 | 26.79 | 25.83 | 24.62 |
| | 50% RB mid | 2680.0 | 25.62 | 24.68 | 23.63 | 25.82 | 24.88 | 23.83 |
| | | 2593.0 | 25.73 | 24.75 | 23.70 | 25.93 | 24.95 | 23.90 |
| | | 2506.0 | 25.62 | 24.64 | 23.58 | 25.82 | 24.84 | 23.78 |
| | 100% RB | 2680.0 | 25.61 | 24.63 | 23.60 | 25.81 | 24.83 | 23.80 |
| | | 2593.0 | 25.74 | 24.75 | 23.72 | 25.94 | 24.95 | 23.92 |
| | | 2506.0 | 25.60 | 24.59 | 23.56 | 25.80 | 24.79 | 23.76 |

LTE CA Band 7C

| Bandwidth | Frequency (MHz) | Frequency (MHz) | Modulation | PCC RB | | SCC RB | | Conducted Power (dBm) | EIRP(dBm)(Gt-Lc =0.1) |
|-----------------|-----------------|-----------------|------------|--------|--------|--------|--------|-----------------------|-----------------------|
| | | | | Size | Offset | Size | Offset | | |
| 10MHz/ 20MHz | 2525.6 | 2540 | QPSK | 1 | 49 | 1 | 0 | 22.57 | 22.67 |
| | | | | 50 | 0 | 100 | 0 | 20.91 | 21.01 |
| | | | 16QAM | 1 | 49 | 1 | 0 | 21.74 | 21.84 |
| | | | | 50 | 0 | 100 | 0 | 19.96 | 20.06 |
| | | | 64QAM | 1 | 49 | 1 | 0 | 19.58 | 19.68 |
| | | | | 50 | 0 | 100 | 0 | 19.98 | 20.08 |
| 15MHz/ 10MHz | 2530.1 | 2542.1 | QPSK | 1 | 74 | 1 | 0 | 22.75 | 22.85 |
| | | | | 75 | 0 | 50 | 0 | 20.99 | 21.09 |
| | | | 16QAM | 1 | 74 | 1 | 0 | 21.80 | 21.90 |
| | | | | 75 | 0 | 50 | 0 | 19.97 | 20.07 |
| | | | 64QAM | 1 | 74 | 1 | 0 | 19.65 | 19.75 |
| | | | | 75 | 0 | 50 | 0 | 19.99 | 20.09 |
| 15MHz/ 15MHz | 2527.5 | 2542.5 | QPSK | 1 | 74 | 1 | 0 | 22.89 | 22.99 |
| | | | | 75 | 0 | 75 | 0 | 21.02 | 21.12 |
| | | | 16QAM | 1 | 74 | 1 | 0 | 21.94 | 22.04 |
| | | | | 75 | 0 | 75 | 0 | 19.93 | 20.03 |
| | | | 64QAM | 1 | 74 | 1 | 0 | 19.76 | 19.86 |
| | | | | 75 | 0 | 75 | 0 | 19.99 | 20.09 |
| 15MHz/ 20MHz | 2525.3 | 2542.4 | QPSK | 1 | 74 | 1 | 0 | 22.81 | 22.91 |
| | | | | 75 | 0 | 100 | 0 | 20.94 | 21.04 |
| | | | 16QAM | 1 | 74 | 1 | 0 | 21.83 | 21.93 |
| | | | | 75 | 0 | 100 | 0 | 19.94 | 20.04 |
| | | | 64QAM | 1 | 74 | 1 | 0 | 19.70 | 19.80 |
| | | | | 75 | 0 | 100 | 0 | 19.94 | 20.04 |
| 20MHz/ 10MHz | 2530.1 | 2544.5 | QPSK | 1 | 99 | 1 | 0 | 22.73 | 22.83 |
| | | | | 100 | 0 | 50 | 0 | 20.94 | 21.04 |
| | | | 16QAM | 1 | 99 | 1 | 0 | 21.54 | 21.64 |
| | | | | 100 | 0 | 50 | 0 | 19.92 | 20.02 |
| | | | 64QAM | 1 | 99 | 1 | 0 | 19.86 | 19.96 |
| | | | | 100 | 0 | 50 | 0 | 19.91 | 20.01 |
| 20MHz/ 15MHz | 2527.6 | 2544.7 | QPSK | 1 | 99 | 1 | 0 | 22.88 | 22.98 |
| | | | | 100 | 0 | 75 | 0 | 20.92 | 21.02 |
| | | | 16QAM | 1 | 99 | 1 | 0 | 21.70 | 21.80 |
| | | | | 100 | 0 | 75 | 0 | 19.90 | 20.00 |
| | | | 64QAM | 1 | 99 | 1 | 0 | 20.01 | 20.11 |
| | | | | 100 | 0 | 75 | 0 | 19.89 | 19.99 |
| 20MHz/ 20MHz | 2525.1 | 2544.9 | QPSK | 1 | 99 | 1 | 0 | 22.79 | 22.89 |
| | | | | 100 | 0 | 100 | 0 | 20.88 | 20.98 |
| | | | 16QAM | 1 | 99 | 1 | 0 | 21.62 | 21.72 |



| | | | | | | | | | |
|--|--|--|-------|-----|----|-----|---|-------|-------|
| | | | | 100 | 0 | 100 | 0 | 19.87 | 19.97 |
| | | | 64QAM | 1 | 99 | 1 | 0 | 19.93 | 20.03 |
| | | | | 100 | 0 | 100 | 0 | 19.84 | 19.94 |

Note: Expanded measurement uncertainty is $U = 0.578$ dB, $k = 2$.

A.2 Emission Limit

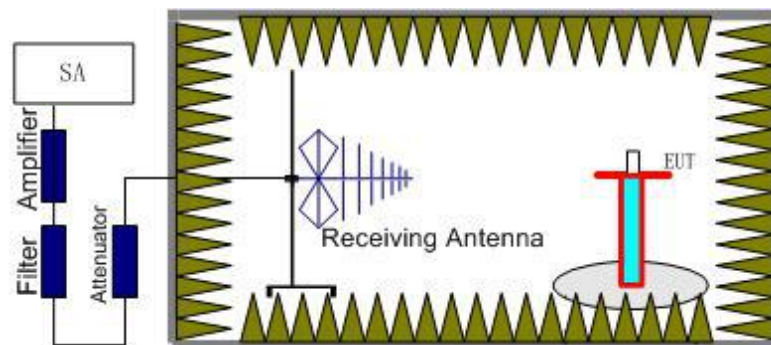
A.2.1 Measurement Method

The measurements procedures in TIA-603E-2016 are used. This measurement is carried out in fully anechoic chamber FAC-3.

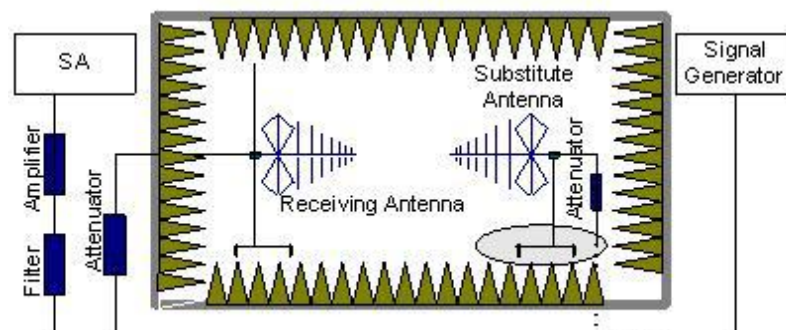
The spectrum was scanned from 30 MHz to the 10th harmonic of the highest frequency generated within the equipment, which is the transmitted carrier. The resolution bandwidth is set 1MHz. The spectrum was scanned with the mobile station transmitting at carrier frequencies that pertain to low, mid and high channels of each LTE Band.

The procedure of radiated spurious emissions is as follows:

1. EUT was placed on a 1.5-meter-high non-conductive stand at a 3-meter test distance from the receive antenna. A receiving antenna was placed on the antenna mast 3 meters from the EUT for emission measurements. The height of receiving antenna is 1.5m. The test setup refers to figure below. Detected emissions were maximized at each frequency by rotating the EUT through 360 and adjusting the receiving antenna polarization. The radiated emission measurements of all non-harmonic and harmonics of the transmit frequency through the 10th harmonic were measured with peak detector.



2. The EUT is then put into continuously transmitting mode at its maximum power level during the test. And the maximum value of the receiver should be recorded as (P_r).
3. The EUT shall be replaced by a substitution antenna. The test setup refers to figure below.



In the chamber, a substitution antenna for the frequency band of interest is placed at the reference point of the chamber. An RF Signal source for the frequency band of interest is connected to the substitution antenna with a cable that has been constructed to not interfere with the radiation pattern of the antenna. A power (P_{Mea}) is applied to the input of the

substitution antenna. Adjust the level of the signal generator output until the value of the receiver reaches the previously recorded (P_r). The power of signal source (P_{Mea}) is recorded. The test should be performed by rotating the test item and adjusting the receiving antenna polarization.

4. The Path loss (P_{pl}) between the Signal Source with the Substitution Antenna and the Substitution Antenna Gain (G_a) should be recorded after test.

An amplifier should be connected in for the test.

The Path loss (P_{pl}) is the summation of the cable loss and the gain of the amplifier.

The measurement results are obtained as described below:

$$\text{Power (EIRP)} = P_{Mea} - P_{pl} + G_a$$

5. This value is EIRP since the measurement is calibrated using an antenna of known gain (unit: dBi) and known input power.
6. ERP can be calculated from EIRP by subtracting the gain of the dipole, $ERP = EIRP - 2.15\text{dB}$.

A.2.2 Measurement Limit

FDD Band 5: Part 22.917 specify that the power of any emission outside of the authorized operating frequency ranges must be attenuated below the transmitting power (P) by a factor of at least $43 + 10 \log(P)$ dB.

FDD Band 7/TDD Band 38/41: Part 27.53(m) specifies for mobile digital stations, the attenuation factor shall be not less than $40 + 10 \log(P)$ dB on all frequencies between the channel edge and 5 megahertz from the channel edge, $43 + 10 \log(P)$ dB on all frequencies between 5 megahertz and X megahertz from the channel edge, and $55 + 10 \log(P)$ dB on all frequencies more than X megahertz from the channel edge, where X is the greater of 6 megahertz or the actual emission bandwidth as defined in paragraph (m)(6) of this section. In addition, the attenuation factor shall not be less that $43 + 10 \log(P)$ dB on all frequencies between 2490.5 MHz and 2496 MHz and $55 + 10 \log(P)$ dB at or below 2490.5 MHz. Mobile Satellite Service licensees operating on frequencies below 2495 MHz may also submit a documented interference complaint against BRS licensees operating on channel BRS Channel 1 on the same terms and conditions as adjacent channel BRS or EBS licensees.

A.2.3 Measurement Results

Radiated emissions measurements were made only at the upper, middle, and lower carrier frequencies of each LTE Band. It was decided that measurements at these three carrier frequencies would be sufficient to demonstrate compliance with emissions limits because it was seen that all the significant spurs occur well outside the band and no radiation was seen from a carrier in one block of each LTE Band into any of the other blocks. The equipment must still, however, meet emissions requirements with the carrier at all frequencies over which it is capable of operating and it is the manufacturer's responsibility to verify this. The range of evaluated frequency is from 30MHz to 26GHz.

LTE Band 5, 1.4MHz, QPSK, Channel 20407

| Frequency (MHz) | SG (dBm) | CableLoss (dB) | AntennaGain (dBi) | Correction | Peak ERP (dBm) | Limit (dBm) | Margin (dB) | Polorization |
|-----------------|----------|----------------|-------------------|------------|----------------|-------------|-------------|--------------|
| 1649.01 | -50.23 | 3.56 | 5.23 | 2.15 | -50.71 | -13.00 | 37.71 | H |
| 2485.00 | -47.11 | 4.61 | 6.06 | 2.15 | -47.81 | -13.00 | 34.81 | V |
| 3291.02 | -61.43 | 5.29 | 7.70 | 2.15 | -61.17 | -13.00 | 48.17 | V |
| 4135.02 | -56.49 | 6.06 | 9.04 | 2.15 | -55.66 | -13.00 | 42.66 | V |
| 4950.01 | -56.66 | 6.69 | 9.85 | 2.15 | -55.65 | -13.00 | 42.65 | V |
| 5777.01 | -56.69 | 7.22 | 10.54 | 2.15 | -55.52 | -13.00 | 42.52 | V |

LTE Band 5, 1.4MHz, QPSK, Channel 20525

| Frequency (MHz) | SG (dBm) | CableLoss (dB) | AntennaGain (dBi) | Correction | Peak ERP (dBm) | Limit (dBm) | Margin (dB) | Polorization |
|-----------------|----------|----------------|-------------------|------------|----------------|-------------|-------------|--------------|
| 1673.01 | -47.75 | 3.58 | 5.19 | 2.15 | -48.29 | -13.00 | 35.29 | H |
| 2522.00 | -46.89 | 4.65 | 6.14 | 2.15 | -47.55 | -13.00 | 34.55 | H |
| 3355.02 | -60.45 | 5.32 | 7.85 | 2.15 | -60.07 | -13.00 | 47.07 | V |
| 4176.02 | -57.48 | 6.15 | 9.08 | 2.15 | -56.70 | -13.00 | 43.70 | V |
| 5033.01 | -56.33 | 6.58 | 9.95 | 2.15 | -55.11 | -13.00 | 42.11 | H |
| 5844.01 | -56.94 | 7.22 | 10.53 | 2.15 | -55.78 | -13.00 | 42.78 | H |

LTE Band 5, 1.4MHz, QPSK, Channel 20643

| Frequency (MHz) | SG (dBm) | CableLoss (dB) | AntennaGain (dBi) | Correction | Peak ERP (dBm) | Limit (dBm) | Margin (dB) | Polorization |
|-----------------|----------|----------------|-------------------|------------|----------------|-------------|-------------|--------------|
| 1697.01 | -48.04 | 3.60 | 5.15 | 2.15 | -48.64 | -13.00 | 35.64 | H |
| 2531.00 | -43.24 | 4.65 | 6.16 | 2.15 | -43.88 | -13.00 | 30.88 | H |
| 3381.02 | -60.82 | 5.35 | 7.91 | 2.15 | -60.41 | -13.00 | 47.41 | V |
| 4234.02 | -57.71 | 6.25 | 9.13 | 2.15 | -56.98 | -13.00 | 43.98 | H |
| 5100.01 | -56.54 | 6.77 | 10.04 | 2.15 | -55.42 | -13.00 | 42.42 | V |
| 5930.01 | -55.39 | 7.47 | 10.51 | 2.15 | -54.50 | -13.00 | 41.50 | V |

LTE Band 7, 5 MHz, QPSK, Channel 20775

| Frequency (MHz) | SG (dBm) | CableLoss (dB) | AntennaGain (dBi) | Peak EIRP (dBm) | Limit (dBm) | Margin (dB) | Polorization |
|-----------------|----------|----------------|-------------------|-----------------|-------------|-------------|--------------|
| 5005.02 | -43.11 | 6.59 | 9.91 | -39.79 | -25.00 | 14.79 | H |
| 7508.01 | -40.75 | 8.36 | 12.21 | -36.90 | -25.00 | 11.90 | H |
| 10014.01 | -51.58 | 9.22 | 12.91 | -47.89 | -25.00 | 22.89 | V |
| 12530.01 | -48.85 | 10.26 | 13.22 | -45.89 | -25.00 | 20.89 | V |
| 14995.00 | -43.59 | 11.21 | 14.00 | -40.80 | -25.00 | 15.80 | H |
| 17519.00 | -40.59 | 12.80 | 14.93 | -38.46 | -25.00 | 13.46 | H |

LTE Band 7, 5 MHz, QPSK, Channel 21100

| Frequency (MHz) | SG (dBm) | CableLoss (dB) | AntennaGain (dBi) | Peak EIRP (dBm) | Limit (dBm) | Margin (dB) | Polorization |
|-----------------|----------|----------------|-------------------|-----------------|-------------|-------------|--------------|
| 5073.02 | -34.48 | 6.70 | 10.00 | -31.18 | -25.00 | 6.18 | V |
| 7606.01 | -34.65 | 8.00 | 12.28 | -30.37 | -25.00 | 5.37 | V |
| 10147.01 | -45.17 | 9.39 | 12.96 | -41.60 | -25.00 | 16.60 | H |
| 12676.01 | -47.74 | 10.34 | 13.31 | -44.77 | -25.00 | 19.77 | H |
| 15201.00 | -44.76 | 11.40 | 13.88 | -42.28 | -25.00 | 17.28 | H |
| 17757.00 | -40.32 | 12.50 | 15.26 | -37.56 | -25.00 | 12.56 | H |

LTE Band 7, 5 MHz, QPSK, Channel 21425

| Frequency (MHz) | SG (dBm) | CableLoss (dB) | AntennaGain (dBi) | Peak EIRP (dBm) | Limit (dBm) | Margin (dB) | Polorization |
|-----------------|----------|----------------|-------------------|-----------------|-------------|-------------|--------------|
| 5140.02 | -35.01 | 6.87 | 10.10 | -31.78 | -25.00 | 6.78 | V |
| 7708.01 | -39.53 | 8.42 | 12.37 | -35.58 | -25.00 | 10.58 | H |
| 10285.01 | -43.22 | 9.59 | 13.01 | -39.80 | -25.00 | 14.80 | H |
| 12826.01 | -47.52 | 10.70 | 13.40 | -44.82 | -25.00 | 19.82 | V |
| 15406.00 | -44.68 | 11.40 | 13.76 | -42.32 | -25.00 | 17.32 | V |
| 17974.00 | -40.93 | 12.89 | 15.56 | -38.26 | -25.00 | 13.26 | V |

LTE Band 41, 5MHz, QPSK, Channel 39675

| Frequency (MHz) | SG (dBm) | CableLoss (dB) | AntennaGain (dBi) | Peak EIRP (dBm) | Limit (dBm) | Margin (dB) | Polorization |
|-----------------|----------|----------------|-------------------|-----------------|-------------|-------------|--------------|
| 4997.02 | -32.65 | 6.61 | 9.90 | -29.36 | -25.00 | 4.36 | H |
| 7498.01 | -43.99 | 8.39 | 12.20 | -40.18 | -25.00 | 15.18 | H |
| 10008.01 | -54.53 | 9.20 | 12.90 | -50.83 | -25.00 | 25.83 | V |
| 12501.01 | -49.03 | 10.18 | 13.20 | -46.01 | -25.00 | 21.01 | V |
| 15003.00 | -43.10 | 11.22 | 14.00 | -40.32 | -25.00 | 15.32 | H |
| 17504.00 | -40.37 | 12.74 | 14.91 | -38.20 | -25.00 | 13.20 | V |

LTE Band 41, 5MHz, QPSK, Channel 40620

| Frequency (MHz) | SG (dBm) | CableLoss (dB) | AntennaGain (dBi) | Peak EIRP (dBm) | Limit (dBm) | Margin (dB) | Polorization |
|-----------------|----------|----------------|-------------------|-----------------|-------------|-------------|--------------|
| 5187.02 | -43.32 | 6.94 | 10.16 | -40.10 | -25.00 | 15.10 | V |
| 7782.01 | -44.38 | 8.31 | 12.43 | -40.26 | -25.00 | 15.26 | H |
| 10378.01 | -42.92 | 9.77 | 13.05 | -39.64 | -25.00 | 14.64 | H |
| 12975.01 | -47.58 | 10.48 | 13.49 | -44.57 | -25.00 | 19.57 | H |
| 15576.00 | -44.34 | 11.50 | 13.70 | -42.14 | -25.00 | 17.14 | H |
| 16835.00 | -39.86 | 12.07 | 13.73 | -38.20 | -25.00 | 13.20 | H |

LTE Band 41, 5MHz, QPSK, Channel 41565

| Frequency (MHz) | SG (dBm) | CableLoss (dB) | AntennaGain (dBi) | Peak EIRP (dBm) | Limit (dBm) | Margin (dB) | Polorization |
|-----------------|----------|----------------|-------------------|-----------------|-------------|-------------|--------------|
| 5377.02 | -46.19 | 6.88 | 10.43 | -42.64 | -25.00 | 17.64 | H |
| 8064.01 | -42.29 | 8.32 | 12.65 | -37.96 | -25.00 | 12.96 | H |
| 10754.01 | -40.44 | 9.44 | 13.15 | -36.73 | -25.00 | 11.73 | V |
| 13449.01 | -44.07 | 10.61 | 14.13 | -40.55 | -25.00 | 15.55 | H |
| 16140.00 | -39.98 | 11.80 | 13.67 | -38.11 | -25.00 | 13.11 | V |
| 17458.00 | -38.58 | 12.63 | 14.81 | -36.40 | -25.00 | 11.40 | H |

CA 7C, CH20850+20994

| Frequency (MHz) | SG (dBm) | CableLoss (dB) | AntennaGain (dBi) | Peak EIRP (dBm) | Limit (dBm) | Margin (dB) | Polarization |
|-----------------|----------|----------------|-------------------|-----------------|-------------|-------------|--------------|
| 5020.02 | -33.05 | 6.57 | 9.93 | -29.69 | -25.00 | 4.69 | H |
| 7544.01 | -43.63 | 8.21 | 12.24 | -39.60 | -25.00 | 14.60 | V |
| 10052.01 | -52.51 | 9.33 | 12.92 | -48.92 | -25.00 | 23.92 | H |
| 12561.01 | -48.33 | 10.35 | 13.24 | -45.44 | -25.00 | 20.44 | H |
| 15065.00 | -43.85 | 11.30 | 13.96 | -41.19 | -25.00 | 16.19 | V |
| 17551.00 | -39.64 | 12.92 | 14.97 | -37.59 | -25.00 | 12.59 | H |

CA 7C, CH21051+21195

| Frequency (MHz) | SG (dBm) | CableLoss (dB) | AntennaGain (dBi) | Peak EIRP (dBm) | Limit (dBm) | Margin (dB) | Polarization |
|-----------------|----------|----------------|-------------------|-----------------|-------------|-------------|--------------|
| 5061.02 | -40.29 | 6.66 | 9.99 | -36.96 | -25.00 | 11.96 | V |
| 7593.01 | -44.19 | 8.00 | 12.27 | -39.92 | -25.00 | 14.92 | V |
| 10112.01 | -52.54 | 9.44 | 12.94 | -49.04 | -25.00 | 24.04 | V |
| 12650.01 | -47.04 | 10.38 | 13.29 | -44.13 | -25.00 | 19.13 | H |
| 15188.00 | -44.29 | 11.39 | 13.89 | -41.79 | -25.00 | 16.79 | H |
| 17726.00 | -41.28 | 12.33 | 15.22 | -38.39 | -25.00 | 13.39 | V |

CA 7C, CH21251+21395

| Frequency (MHz) | SG (dBm) | CableLoss (dB) | AntennaGain (dBi) | Peak EIRP (dBm) | Limit (dBm) | Margin (dB) | Polarization |
|-----------------|----------|----------------|-------------------|-----------------|-------------|-------------|--------------|
| 5101.02 | -38.77 | 6.78 | 10.04 | -35.51 | -25.00 | 10.51 | V |
| 7653.01 | -46.71 | 8.21 | 12.32 | -42.60 | -25.00 | 17.60 | V |
| 10201.01 | -46.39 | 9.30 | 12.98 | -42.71 | -25.00 | 17.71 | H |
| 12762.01 | -47.82 | 10.59 | 13.36 | -45.05 | -25.00 | 20.05 | H |
| 15311.00 | -43.65 | 11.29 | 13.81 | -41.13 | -25.00 | 16.13 | H |
| 17840.00 | -40.35 | 12.79 | 15.38 | -37.76 | -25.00 | 12.76 | H |

Note: The maximum value of expanded measurement uncertainty for this test item is $U = 5.16$ dB, $k = 2$.

A.3 Frequency Stability

A.3.1 Method of Measurement

Frequency stability is a measure of the frequency drift due to temperature and supply voltage variations, with reference to the frequency measured at +20 °C and rated supply voltage. Two reference points are established at the applicable unwanted emissions limit using a RBW equal to the RBW required by the unwanted emissions specification of the applicable regulatory standard. These reference points measured using the lowest and highest channel of operation shall be identified as F_L and F_H respectively.

In order to measure the carrier frequency under the condition of AFC lock, it is necessary to make measurements with the EUT in a “call mode”. This is accomplished with the use of CMW500.

1. Measure the carrier frequency at room temperature.
2. Subject the EUT to overnight soak at -30°C.
3. With the EUT, powered via nominal voltage, connected to the CMW500, and in a simulated call on middle channel for each LTE band, measure the carrier frequency. These measurements should be made within 2 minutes of Powering up the EUT, to prevent significant self-warming.
4. Repeat the above measurements at 10°C increments from -30°C to +50°C. Allow at least 1.5 hours at each temperature, unpowered, before making measurements.
5. Re-measure carrier frequency at room temperature with nominal voltage. Vary supply voltage from minimum voltage to maximum voltage, in 0.1Volt increments re-measuring carrier frequency at each voltage. Pause at nominal voltage for 1.5 hours unpowered, to allow any self-heating to stabilize, before continuing.
6. Subject the EUT to overnight soak at +50°C.
7. With the EUT, powered via nominal voltage, connected to the CMW500 and in a simulated call on the center channel, measure the carrier frequency. These measurements should be made within 2 minutes of Powering up the EUT, to prevent significant self-warming.
8. Repeat the above measurements at 10 °C decrements from +50°C to -30°C. Allow at least 1.5 hours at each temperature, unpowered, before making measurements.
9. At all temperature levels hold the temperature to +/- 0.5°C during the measurement procedure.

The frequency stability shall be sufficient to ensure that the fundamental emission stays within the authorized frequency block. As this transceiver is considered "Hand carried, battery powered equipment" Section 2.1055(d)(2) applies. This requires that the lower voltage for frequency stability testing be specified by the manufacturer. This transceiver is specified to operate with an input voltage of the lower, higher and nominal voltage. Operation above or below these voltage limits is prohibited by transceiver software in order to prevent improper operation as well as to protect components from overstress.

A.3.2 Measurement results

LTE Band 5, 10MHz bandwidth QPSK (worst case of all bandwidths)

Frequency Error vs Temperature

| Temperature(°C) | Voltage(V) | F _L (MHz) | F _H (MHz) | Offset(Hz) | Frequency error(ppm) |
|-----------------|------------|----------------------|----------------------|------------|----------------------|
| 20 | 3.8 | 824.433 | 848.567 | 1.77 | 0.0021 |
| 50 | | | | | |
| 40 | | | | | |
| 30 | | | | | |
| 10 | | | | | |
| 0 | | | | | |
| -10 | | | | | |
| -20 | | | | | |
| -30 | | | | | |

Frequency Error vs Voltage

| Voltage(V) | Temperature(°C) | F _L (MHz) | F _H (MHz) | Offset(Hz) | Frequency error(ppm) |
|------------|-----------------|----------------------|----------------------|------------|----------------------|
| 3.6 | 20 | 824.433 | 848.567 | -1.69 | 0.0020 |
| 4.2 | | | | 0.17 | 0.0002 |

LTE Band 7, 20MHz bandwidth QPSK (worst case of all bandwidths)

Frequency Error vs Temperature

| Temperature(°C) | Voltage(V) | F _L (MHz) | F _H (MHz) | Offset(Hz) | Frequency error(ppm) |
|-----------------|------------|----------------------|----------------------|------------|----------------------|
| 20 | 3.8 | 2500.929 | 2569.103 | 13.96 | 0.0055 |
| 50 | | | | | |
| 40 | | | | | |
| 30 | | | | | |
| 10 | | | | | |
| 0 | | | | | |
| -10 | | | | | |
| -20 | | | | | |
| -30 | | | | | |

Frequency Error vs Voltage

| Voltage(V) | Temperature(°C) | F _L (MHz) | F _H (MHz) | Offset(Hz) | Frequency error(ppm) |
|------------|-----------------|----------------------|----------------------|------------|----------------------|
| 3.6 | 20 | 2500.929 | 2569.103 | 2.40 | 0.0009 |
| 4.2 | | | | 1.52 | 0.0006 |

LTE Band 41, 20MHz bandwidth QPSK (worst case of all bandwidths)
Frequency Error vs Temperature

| Temperature(°C) | Voltage(V) | F _L (MHz) | F _H (MHz) | Offset(Hz) | Frequency error(ppm) |
|-----------------|------------|----------------------|----------------------|------------|----------------------|
| 20 | 3.8 | 2496.385 | 2689.519 | | |
| 50 | | | | -2.56 | 0.0010 |
| 40 | | | | -14.18 | 0.0055 |
| 30 | | | | -0.56 | 0.0002 |
| 10 | | | | 1.90 | 0.0007 |
| 0 | | | | -15.06 | 0.0058 |
| -10 | | | | -1.29 | 0.0005 |
| -20 | | | | 1.29 | 0.0005 |
| -30 | | | | 4.08 | 0.0016 |

Frequency Error vs Voltage

| Voltage(V) | Temperature(°C) | F _L (MHz) | F _H (MHz) | Offset(Hz) | Frequency error(ppm) |
|------------|-----------------|----------------------|----------------------|------------|----------------------|
| 3.6 | 20 | 2496.385 | 2689.519 | 0.69 | 0.0003 |
| 4.2 | | | | -17.85 | 0.0069 |

LTE CA Band 7C, 20MHz+20MHz bandwidth QPSK(worst case of all bandwidths)
Frequency Error vs Temperature

| Temperature(°C) | Voltage(V) | F _L (MHz) | F _H (MHz) | Offset(Hz) | Frequency error(ppm) |
|-----------------|------------|----------------------|----------------------|------------|----------------------|
| 20 | 3.8 | 2500.620 | 2569.340 | | |
| 50 | | | | 1.34 | 0.0005 |
| 40 | | | | 4.23 | 0.0017 |
| 30 | | | | 5.64 | 0.0022 |
| 10 | | | | 4.96 | 0.0020 |
| 0 | | | | 4.02 | 0.0016 |
| -10 | | | | 3.83 | 0.0015 |
| -20 | | | | -2.22 | 0.0009 |
| -30 | | | | -0.87 | 0.0003 |

Frequency Error vs Voltage

| Voltage(V) | Temperature(°C) | F _L (MHz) | F _H (MHz) | Offset(Hz) | Frequency error(ppm) |
|------------|-----------------|----------------------|----------------------|------------|----------------------|
| 3.6 | 20 | 2500.620 | 2569.340 | -0.22 | 0.0001 |
| 4.2 | | | | -1.23 | 0.0005 |

Note: Expanded measurement uncertainty is U = 0.01 PPM, k = 2.

A.4 Occupied Bandwidth

Occupied bandwidth measurements are only provided for selected frequencies in order to reduce the amount of submitted data. Data were taken at the mid frequencies frequency. The table below lists the measured 99% BW. Spectrum analyzer plots are included on the following pages.

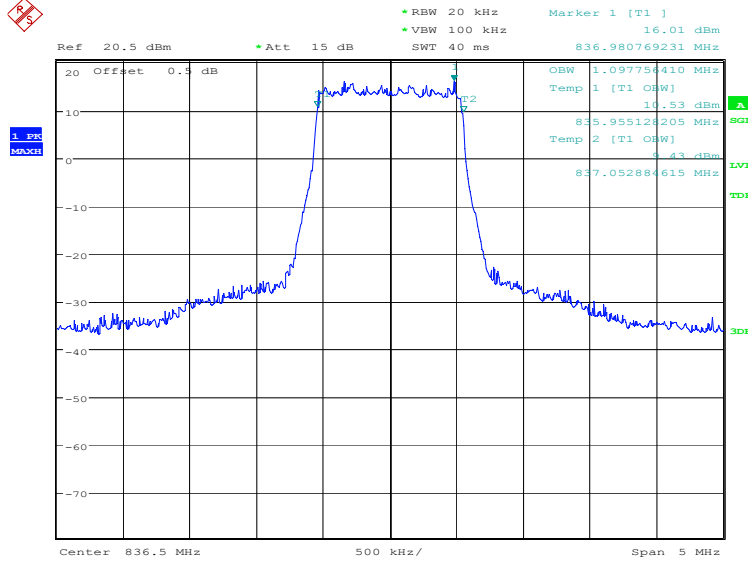
The measurement method is from ANSI C63.26:

- a) The spectrum analyzer center frequency is set to the nominal EUT channel center frequency. The frequency span for the spectrum analyzer shall be set wide enough to capture all modulation products including the emission skirts.
- b) The nominal IF filter 3 dB bandwidth (RBW) shall be in the range of 1% to 5% of the anticipated OBW, and the VBW shall be set $\geq 3 \times$ RBW.
- c) Set the reference level of the instrument as required to prevent the signal amplitude from exceeding the maximum spectrum analyzer input mixer level for linear operation.
- d) Set the detection mode to peak, and the trace mode to max-hold.

LTE band 5, 1.4MHz (99%)

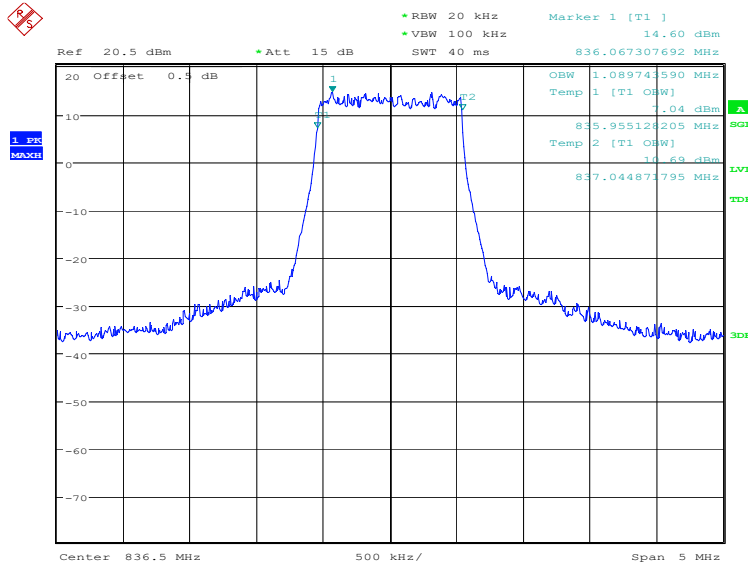
| Frequency(MHz) | Occupied Bandwidth (99%)(kHz) | |
|----------------|-------------------------------|---------|
| 836.5 | QPSK | 16QAM |
| | 1097.76 | 1089.74 |

LTE band 5, 1.4MHz Bandwidth, QPSK (99% BW)



Date: 20.JUL.2022 08:32:41

LTE band 5, 1.4MHz Bandwidth, 16QAM (99% BW)

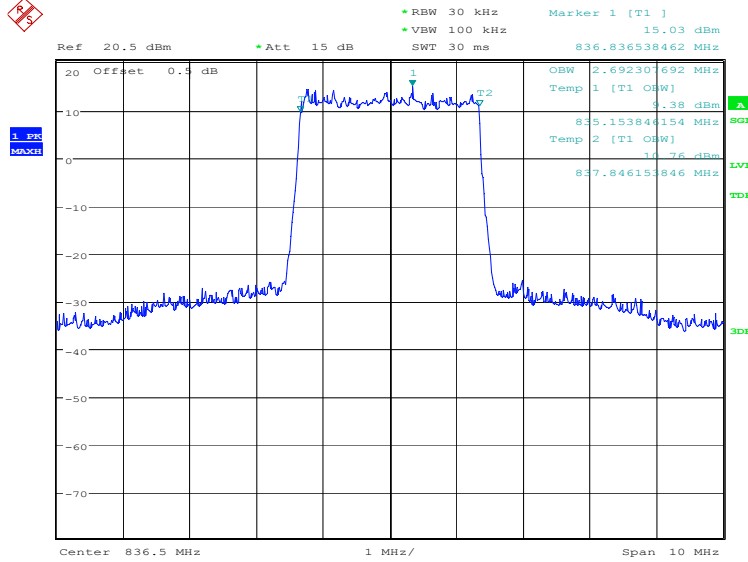


Date: 20.JUL.2022 08:33:20

LTE band 5, 3MHz (99%)

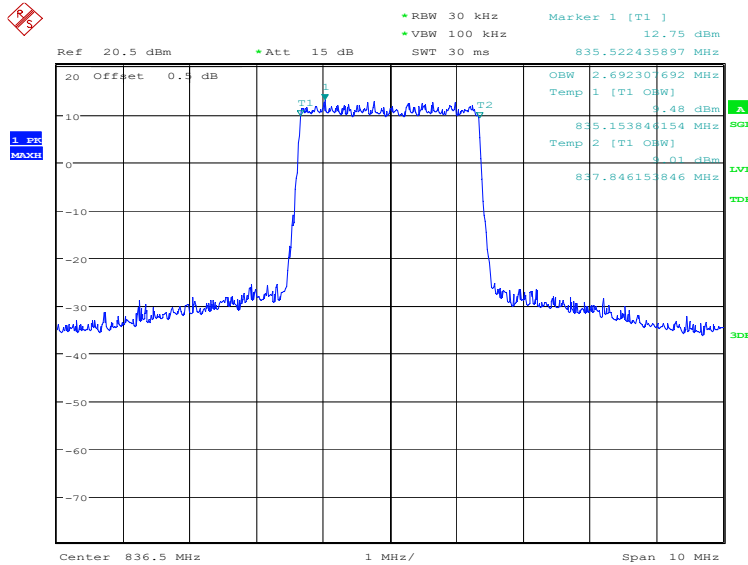
| Frequency(MHz) | Occupied Bandwidth (99%)(kHz) | |
|----------------|-------------------------------|---------|
| 836.5 | QPSK | 16QAM |
| | 2692.31 | 2692.31 |

LTE band 5, 3MHz Bandwidth, QPSK (99% BW)



Date: 20.JUL.2022 08:34:01

LTE band 5, 3MHz Bandwidth, 16QAM (99% BW)

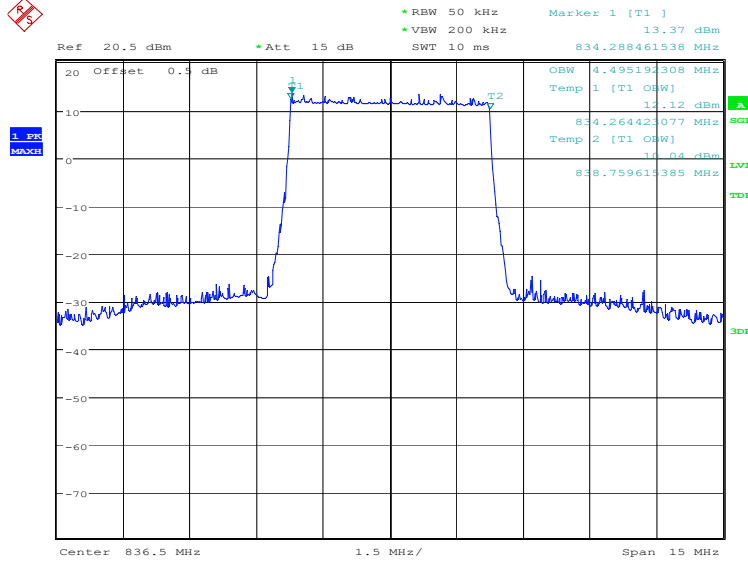


Date: 20.JUL.2022 08:34:41

LTE band 5, 5MHz (99%)

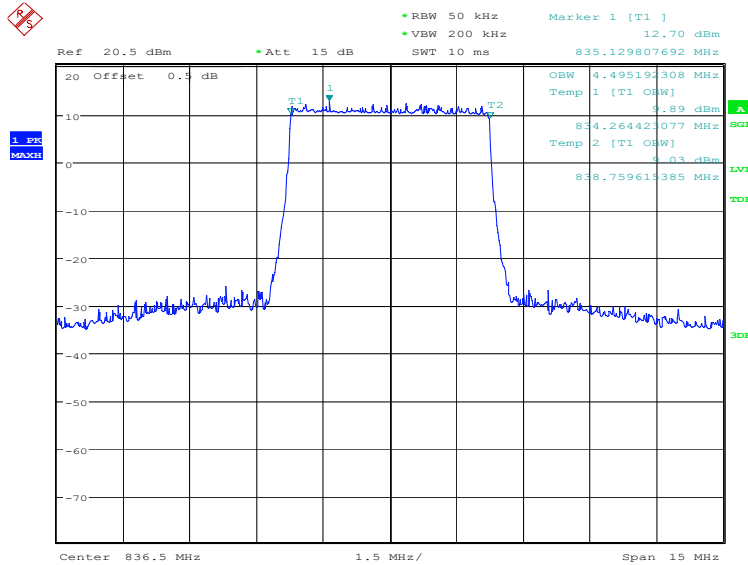
| Frequency(MHz) | Occupied Bandwidth (99%)(kHz) | |
|----------------|-------------------------------|---------|
| 836.5 | QPSK | 16QAM |
| | 4495.19 | 4495.19 |

LTE band 5, 5MHz Bandwidth, QPSK (99% BW)



Date: 20.JUL.2022 08:35:22

LTE band 5, 5MHz Bandwidth, 16QAM (99% BW)

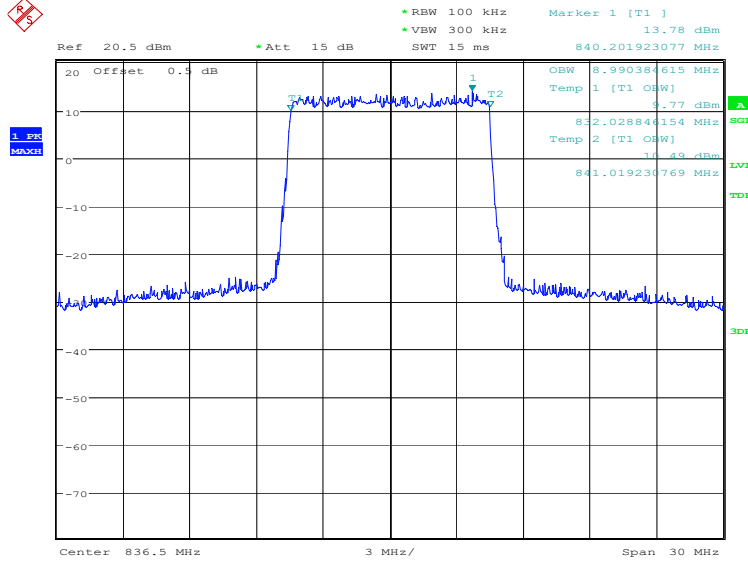


Date: 20.JUL.2022 08:36:01

LTE band 5, 10MHz (99%)

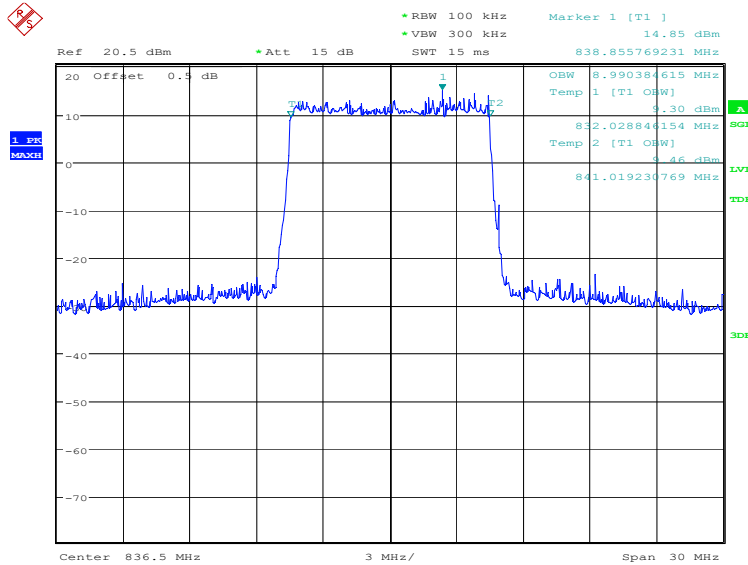
| Frequency(MHz) | Occupied Bandwidth (99%)(kHz) | |
|----------------|-------------------------------|---------|
| 836.5 | QPSK | 16QAM |
| | 8990.38 | 8990.38 |

LTE band 5, 10MHz Bandwidth, QPSK (99% BW)



Date: 20.JUL.2022 08:36:42

LTE band 5, 10MHz Bandwidth, 16QAM (99% BW)

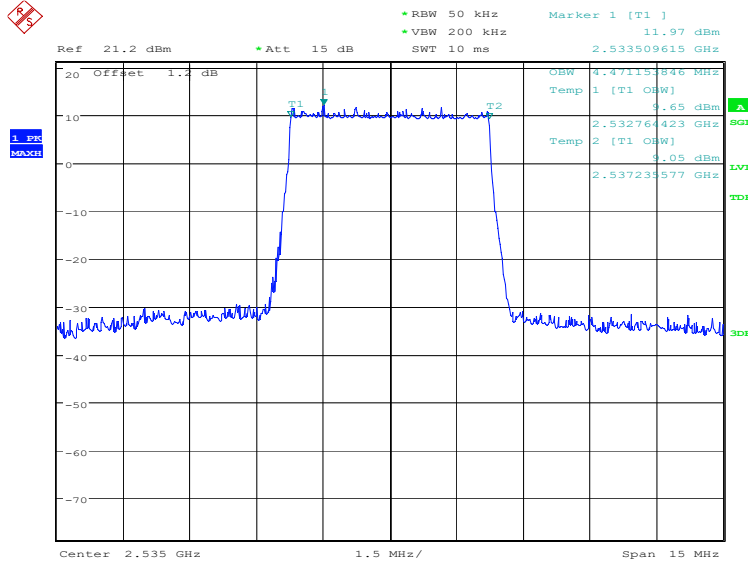


Date: 20.JUL.2022 08:37:21

LTE band 7, 5MHz (99%)

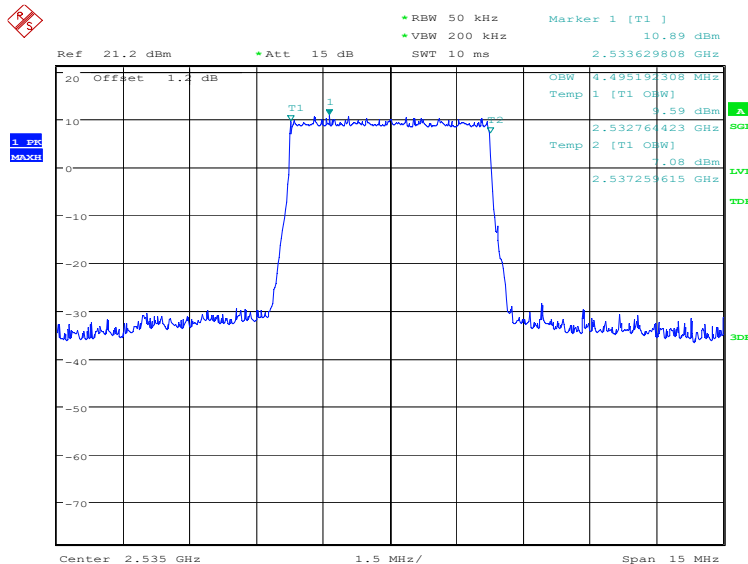
| Frequency(MHz) | Occupied Bandwidth (99%)(kHz) | |
|----------------|-------------------------------|---------|
| 2535.0 | QPSK | 16QAM |
| | 4471.15 | 4495.19 |

LTE band 7, 5MHz Bandwidth, QPSK (99% BW)



Date: 20.JUL.2022 08:38:03

LTE band 7, 5MHz Bandwidth, 16QAM (99% BW)

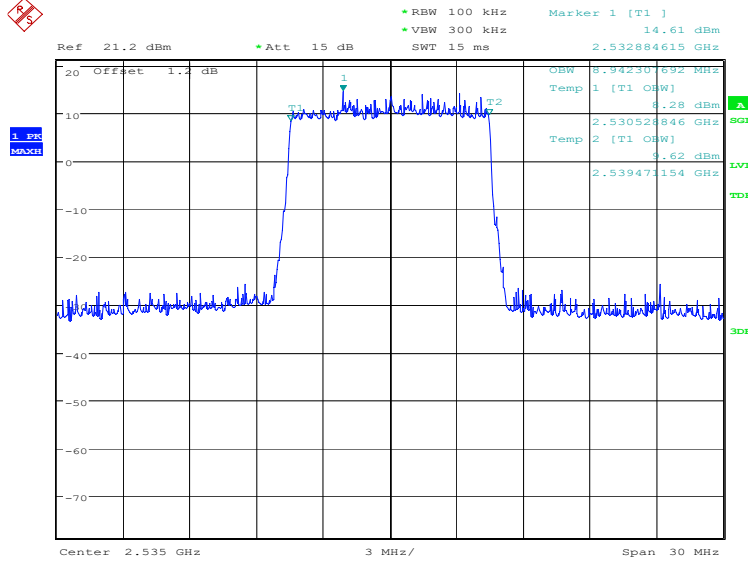


Date: 20.JUL.2022 08:38:42

LTE band 7, 10MHz (99%)

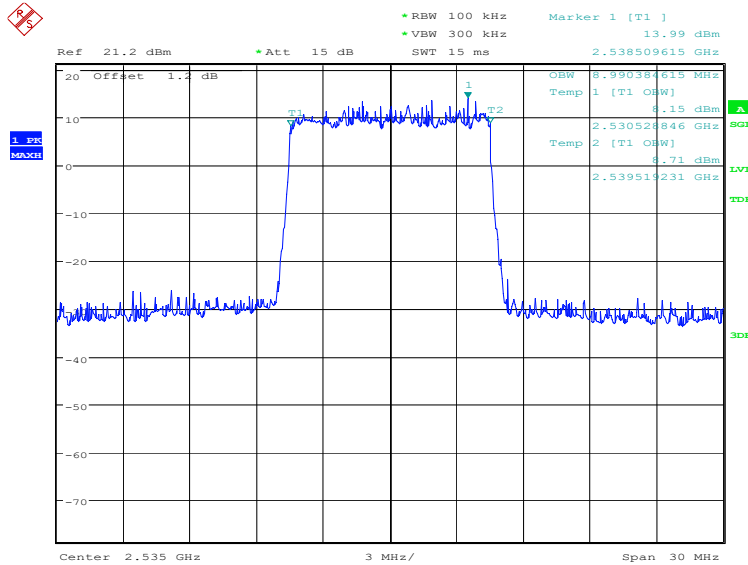
| Frequency(MHz) | Occupied Bandwidth (99%)(kHz) | |
|----------------|-------------------------------|---------|
| 2535.0 | QPSK | 16QAM |
| | 8942.31 | 8990.38 |

LTE band 7, 10MHz Bandwidth, QPSK (99% BW)



Date: 20.JUL.2022 08:39:22

LTE band 7, 10MHz Bandwidth, 16QAM (99% BW)

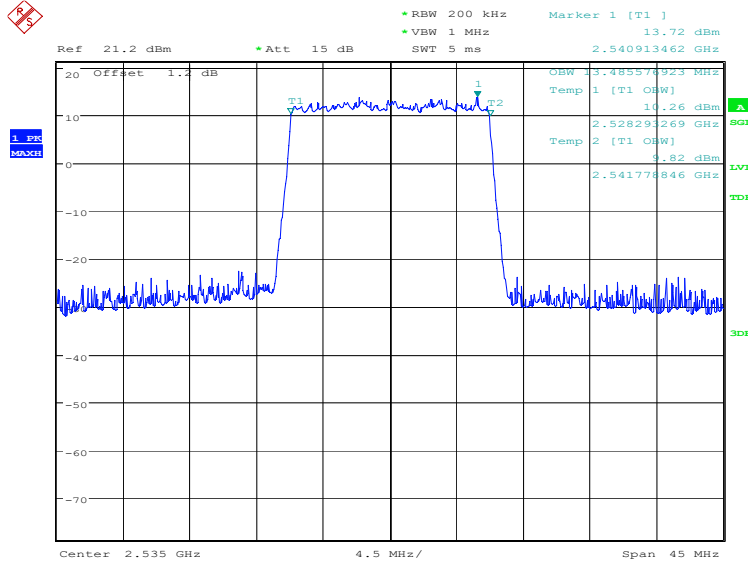


Date: 20.JUL.2022 08:40:01

LTE band 7, 15MHz (99%)

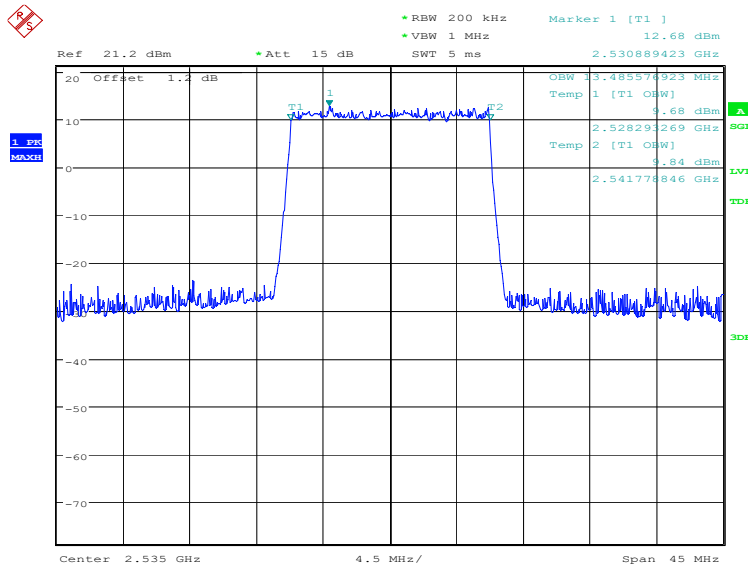
| Frequency(MHz) | Occupied Bandwidth (99%)(kHz) | |
|----------------|-------------------------------|----------|
| 2535.0 | QPSK | 16QAM |
| | 13485.58 | 13485.58 |

LTE band 7, 15MHz Bandwidth, QPSK (99% BW)



Date: 20.JUL.2022 08:40:42

LTE band 7, 15MHz Bandwidth, 16QAM (99% BW)

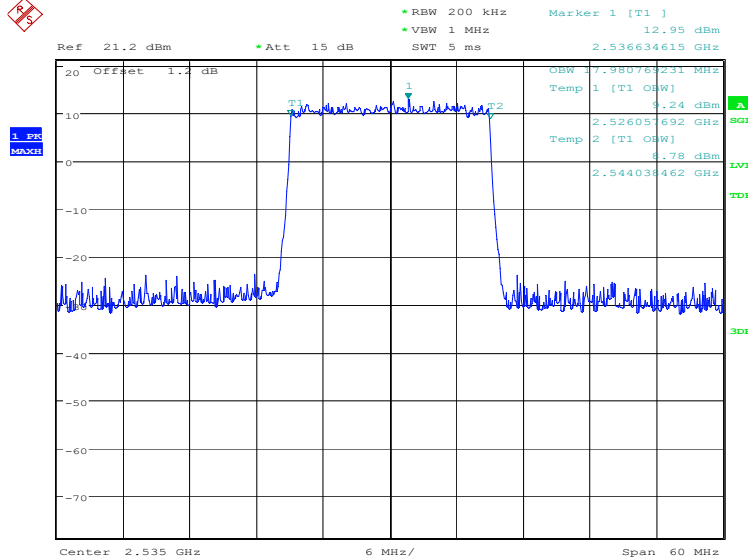


Date: 20.JUL.2022 08:41:20

LTE band 7, 20MHz (99%)

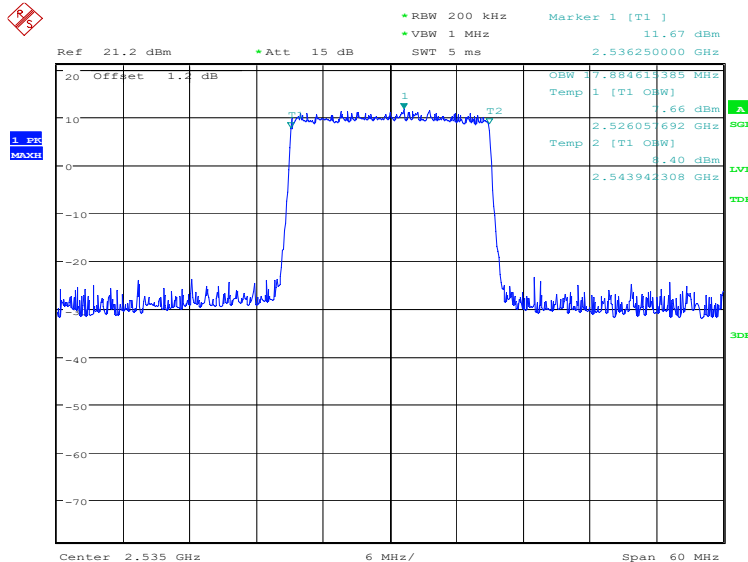
| Frequency(MHz) | Occupied Bandwidth (99%)(kHz) | |
|----------------|-------------------------------|----------|
| 2535.0 | QPSK | 16QAM |
| | 17980.77 | 17884.62 |

LTE band 7, 20MHz Bandwidth, QPSK (99% BW)



Date: 20.JUL.2022 08:42:01

LTE band 7, 20MHz Bandwidth, 16QAM (99% BW)

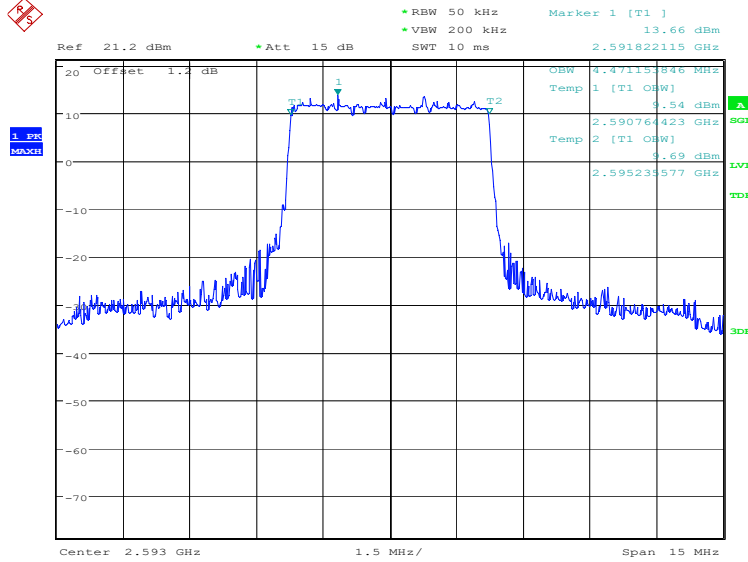


Date: 20.JUL.2022 08:42:40

LTE band 41, 5MHz (99%)

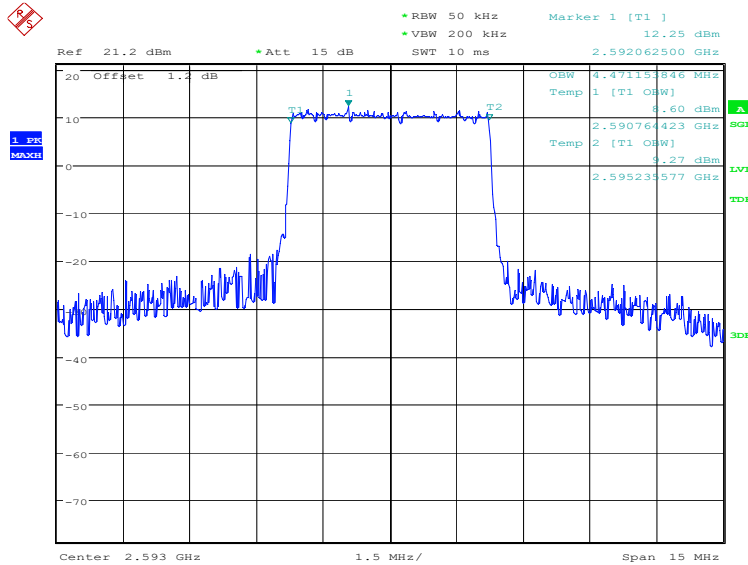
| Frequency(MHz) | Occupied Bandwidth (99%)(kHz) | |
|----------------|-------------------------------|---------|
| 2593.0 | QPSK | 16QAM |
| | 4471.15 | 4471.15 |

LTE band 41, 5MHz Bandwidth, QPSK (99% BW)



Date: 20.JUL.2022 10:00:26

LTE band 41, 5MHz Bandwidth, 16QAM (99% BW)

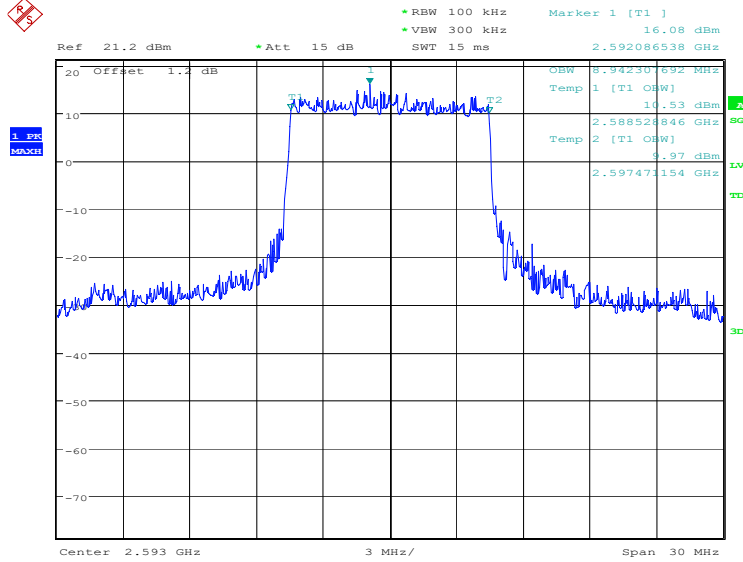


Date: 20.JUL.2022 10:01:05

LTE band 41, 10MHz (99%)

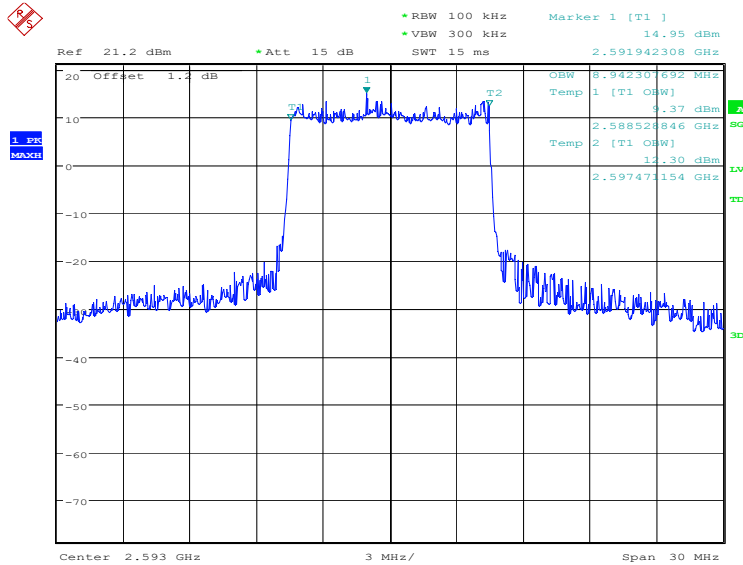
| Frequency(MHz) | Occupied Bandwidth (99%)(kHz) | |
|----------------|-------------------------------|---------|
| 2593.0 | QPSK | 16QAM |
| | 8942.31 | 8942.31 |

LTE band 41, 10MHz Bandwidth, QPSK (99% BW)



Date: 20.JUL.2022 10:01:45

LTE band 41, 10MHz Bandwidth,16QAM (99% BW)

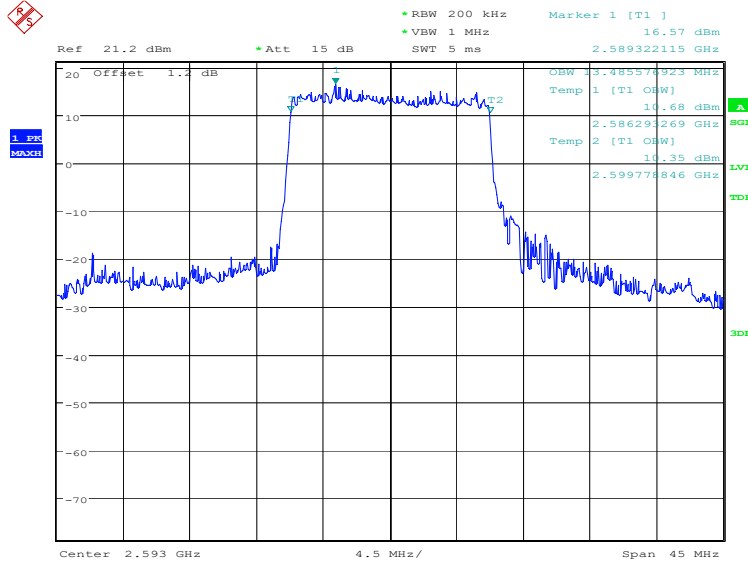


Date: 20.JUL.2022 10:02:24

LTE band 41, 15MHz (99%)

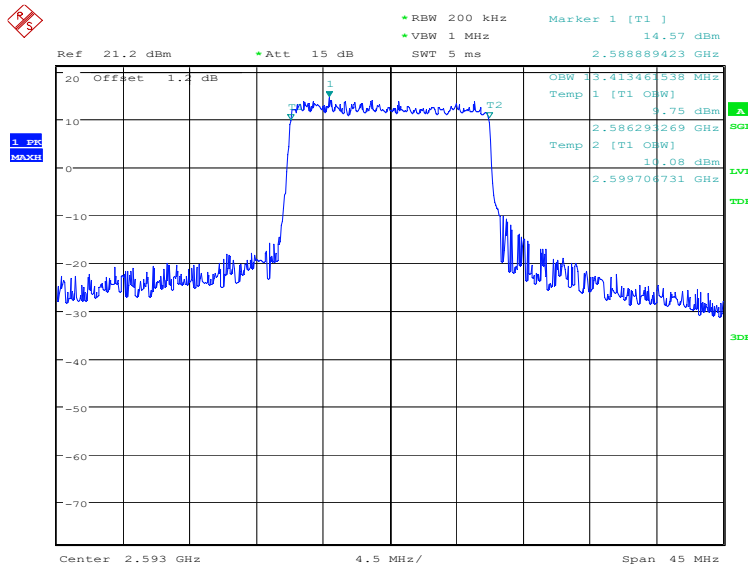
| Frequency(MHz) | Occupied Bandwidth (99%)(kHz) | |
|----------------|-------------------------------|----------|
| 2593.0 | QPSK | 16QAM |
| | 13485.58 | 13413.46 |

LTE band 41, 15MHz Bandwidth, QPSK (99% BW)



Date: 20.JUL.2022 10:03:04

LTE band 41, 15MHz Bandwidth,16QAM (99% BW)

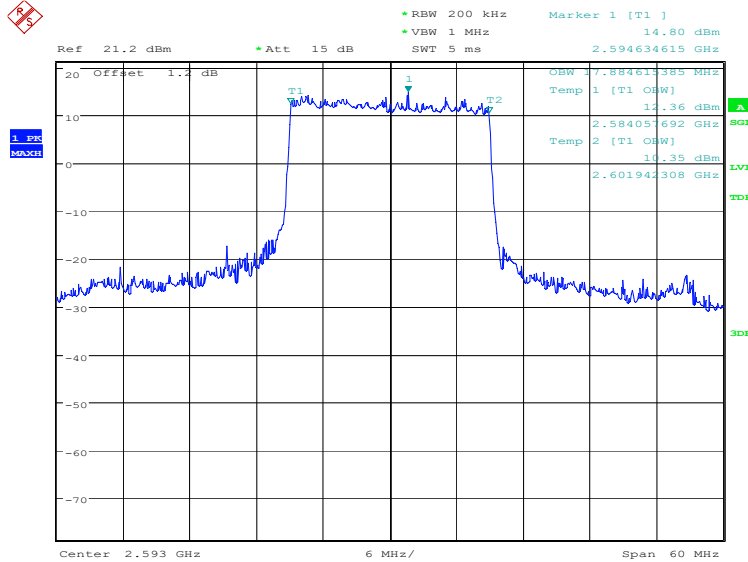


Date: 20.JUL.2022 10:03:43

LTE band 41, 20MHz (99%)

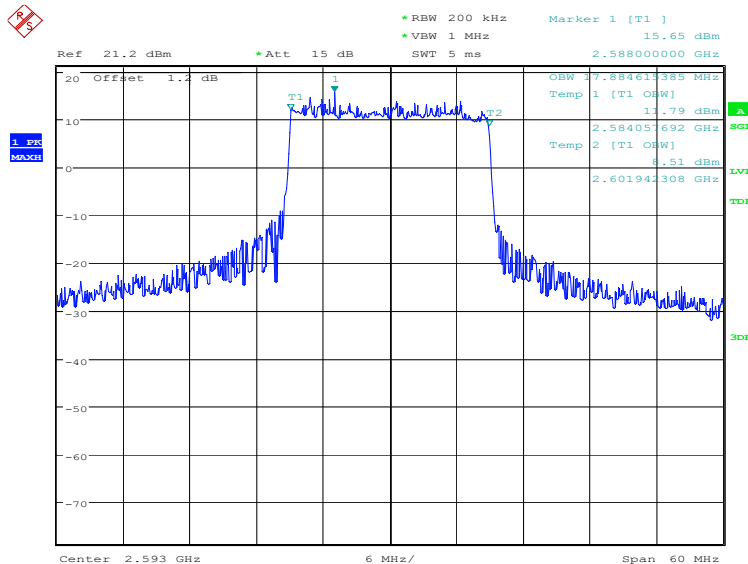
| Frequency(MHz) | Occupied Bandwidth (99%)(kHz) | |
|----------------|-------------------------------|----------|
| 2593.0 | QPSK | 16QAM |
| | 17884.62 | 17884.62 |

LTE band 41, 20MHz Bandwidth, QPSK (99% BW)



Date: 20.JUL.2022 10:04:24

LTE band 41, 20MHz Bandwidth, 16QAM (99% BW)

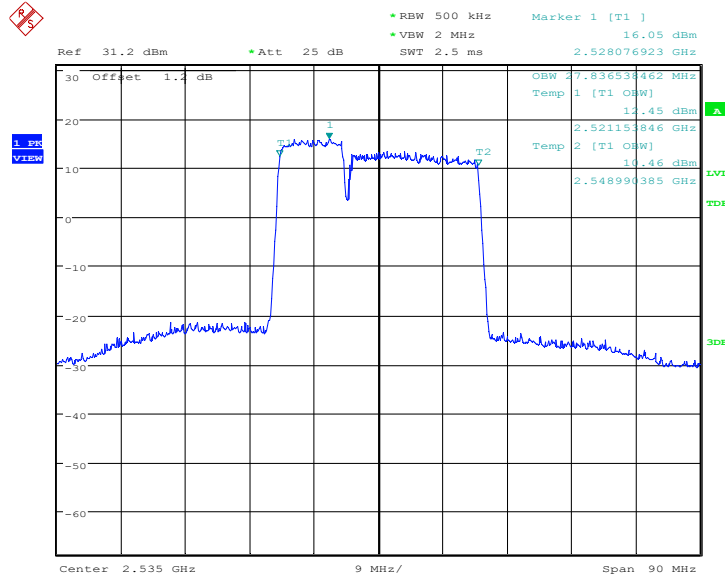


Date: 20.JUL.2022 10:05:02

LTE CA Band 7C, 10MHz+20MHz (99%)

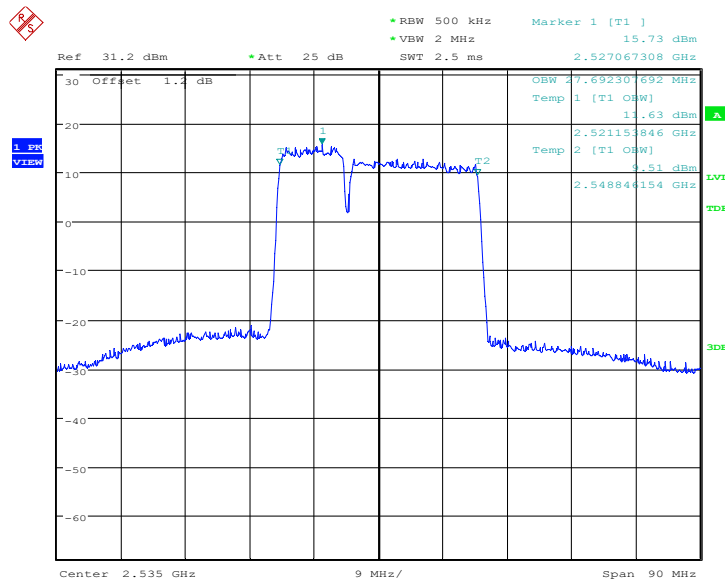
| Frequency (MHz) | Occupied Bandwidth (99%) (MHz) | |
|-----------------|--------------------------------|--------|
| | QPSK | 16QAM |
| 2535 | 27.837 | 27.692 |

LTE CA Band 7C, 10MHz+20MHz Bandwidth, QPSK (99% BW)



Date: 19.JUL.2022 09:51:27

LTE CA Band 7C, 10MHz+20MHz Bandwidth, 16QAM (99% BW)

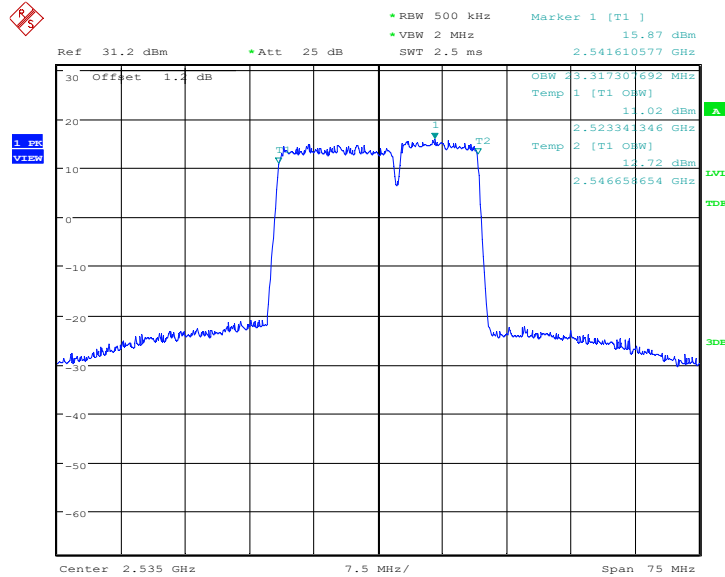


Date: 19.JUL.2022 09:51:50

LTE CA Band 7C, 15MHz+10MHz (99%)

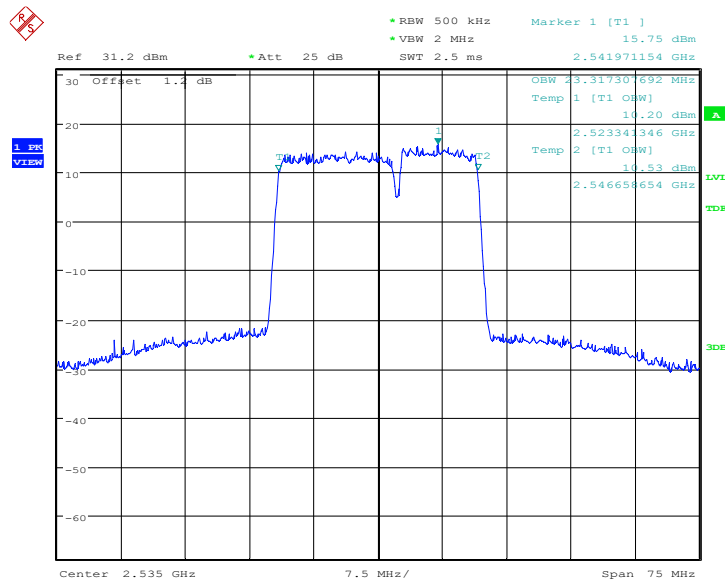
| Frequency (MHz) | Occupied Bandwidth (99%) (MHz) | |
|-----------------|--------------------------------|--------|
| | QPSK | 16QAM |
| 2535 | 23.317 | 23.317 |

LTE CA Band 7C, 15MHz+10MHz Bandwidth, QPSK (99% BW)



Date: 19.JUL.2022 09:52:44

LTE CA Band 7C, 15MHz+10MHz Bandwidth, 16QAM (99% BW)

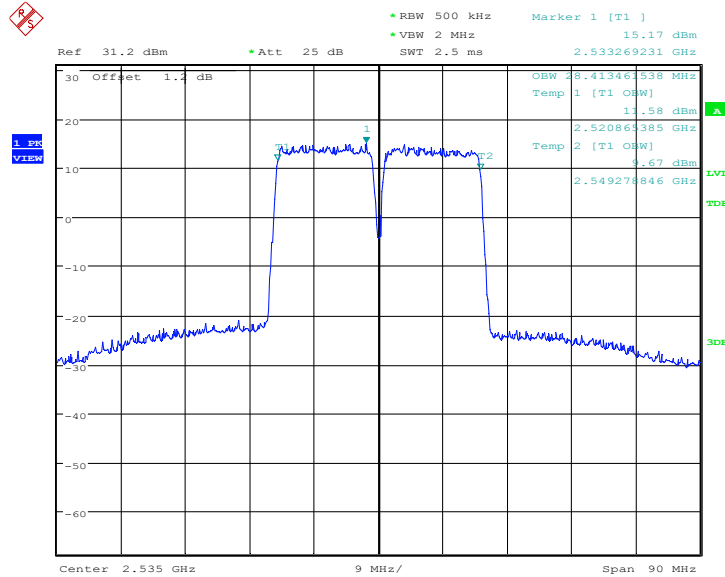


Date: 19.JUL.2022 09:53:08

LTE CA Band 7C, 15MHz+15MHz (99%)

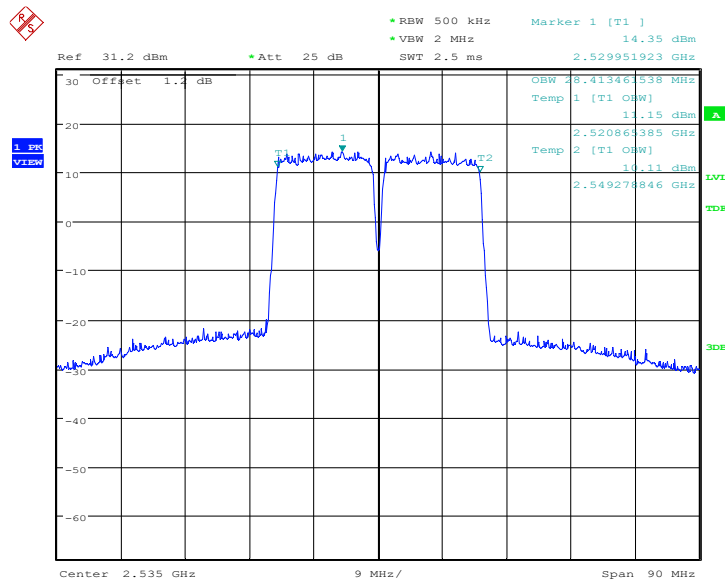
| Frequency (MHz) | Occupied Bandwidth (99%) (MHz) | |
|-----------------|--------------------------------|--------|
| | QPSK | 16QAM |
| 2535 | 28.413 | 28.413 |

LTE CA Band 7C, 15MHz+15MHz Bandwidth, QPSK (99% BW)



Date: 19.JUL.2022 09:54:00

LTE CA Band 7C, 15MHz+15MHz Bandwidth, 16QAM (99% BW)

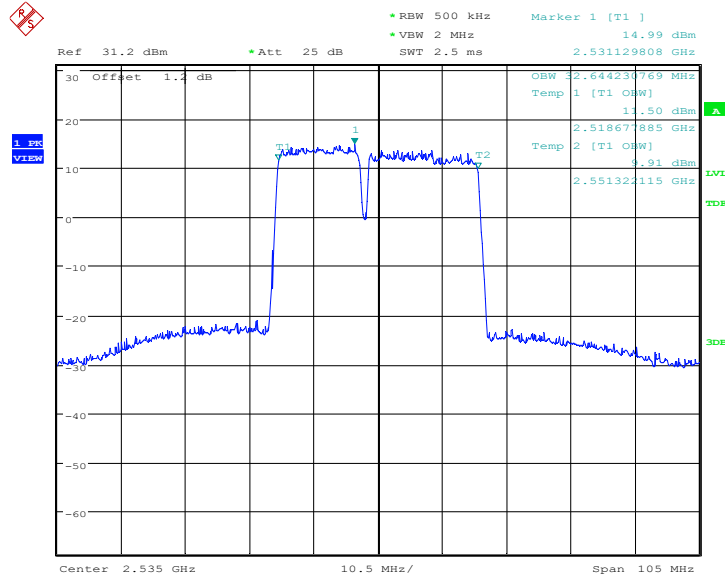


Date: 19.JUL.2022 09:54:24

LTE CA Band 7C, 15MHz+20MHz (99%)

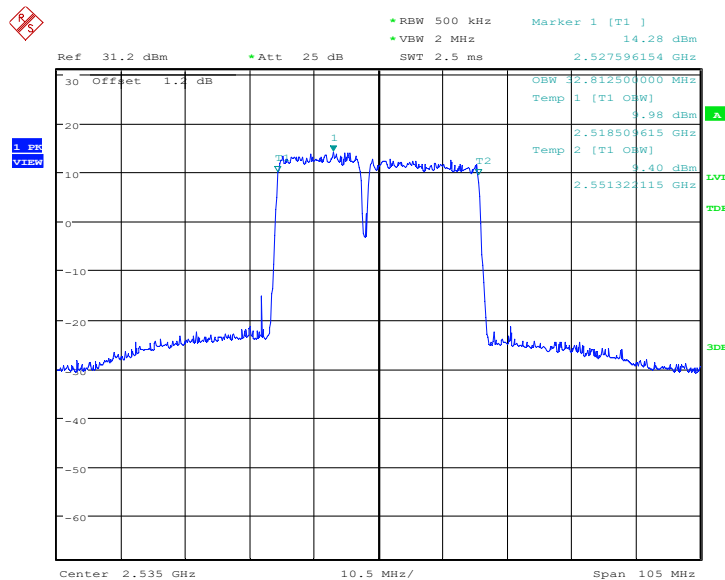
| Frequency (MHz) | Occupied Bandwidth (99%) (MHz) | |
|-----------------|--------------------------------|--------|
| | QPSK | 16QAM |
| 2535 | 32.644 | 32.812 |

LTE CA Band 7C, 15MHz+20MHz Bandwidth, QPSK (99% BW)



Date: 19.JUL.2022 09:55:17

LTE CA Band 7C, 15MHz+20MHz Bandwidth, 16QAM (99% BW)

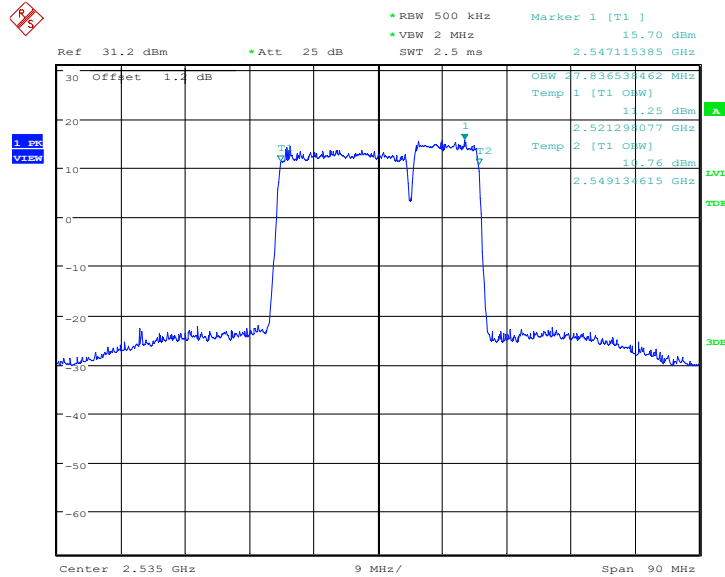


Date: 19.JUL.2022 09:55:40

LTE CA Band 7C, 20MHz+10MHz (99%)

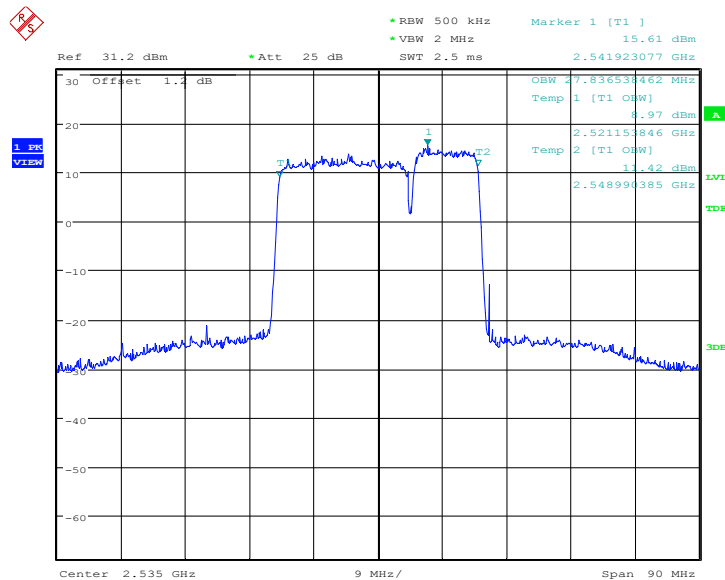
| Frequency (MHz) | Occupied Bandwidth (99%) (MHz) | |
|-----------------|--------------------------------|--------|
| | QPSK | 16QAM |
| 2535 | 27.837 | 27.837 |

LTE CA Band 7C, 20MHz+10MHz Bandwidth, QPSK (99% BW)



Date: 19.JUL.2022 09:56:34

LTE CA Band 7C, 20MHz+10MHz Bandwidth, 16QAM (99% BW)

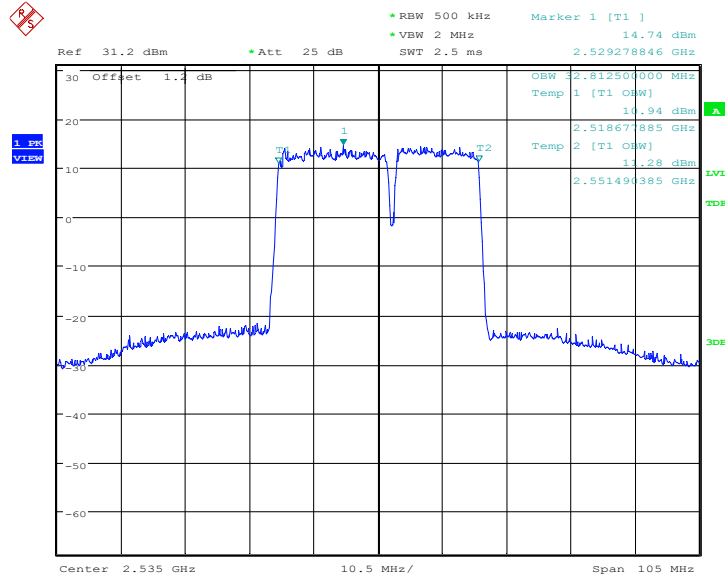


Date: 19.JUL.2022 09:56:57

LTE CA Band 7C, 20MHz+15MHz (99%)

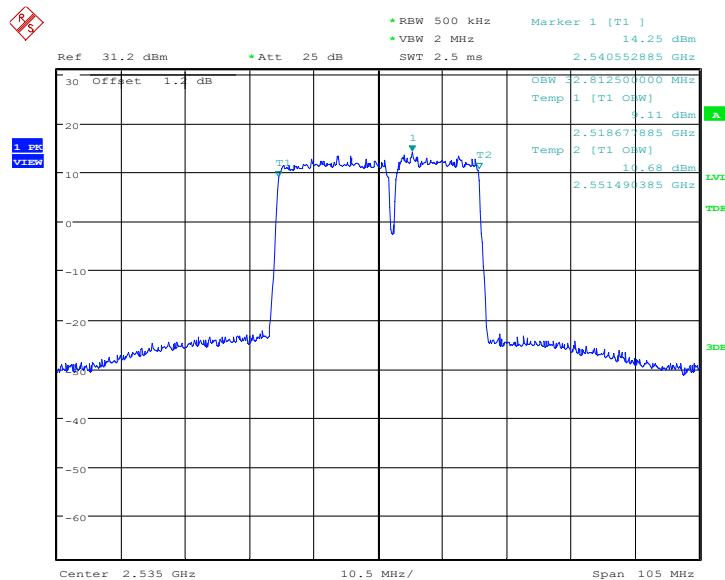
| Frequency (MHz) | Occupied Bandwidth (99%) (MHz) | |
|-----------------|--------------------------------|--------|
| | QPSK | 16QAM |
| 2535 | 32.812 | 32.812 |

LTE CA Band 7C, 20MHz+15MHz Bandwidth, QPSK (99% BW)



Date: 19.JUL.2022 09:57:50

LTE CA Band 7C, 20MHz+15MHz Bandwidth, 16QAM (99% BW)

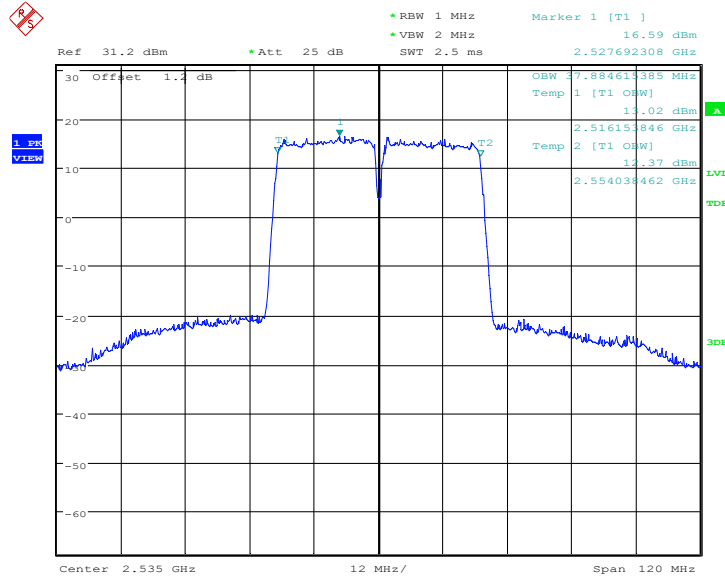


Date: 19.JUL.2022 09:58:13

LTE CA Band 7C, 20MHz+20MHz (99%)

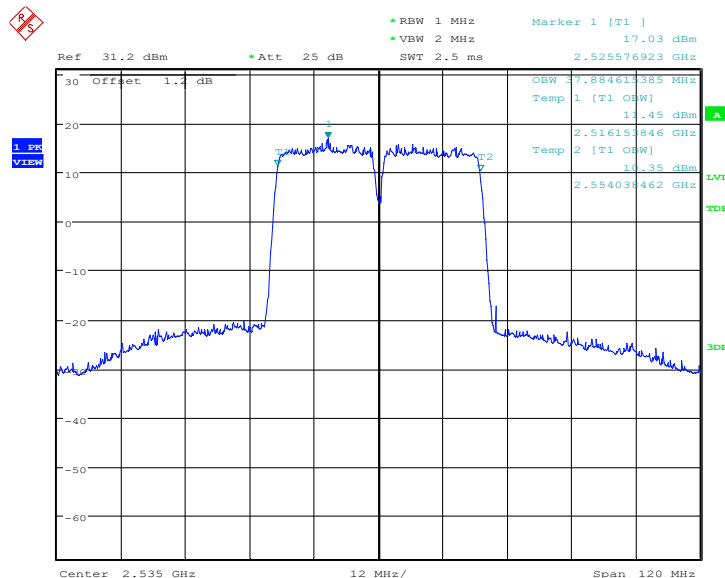
| Frequency (MHz) | Occupied Bandwidth (99%) (MHz) | |
|-----------------|--------------------------------|--------|
| | QPSK | 16QAM |
| 2535 | 37.885 | 37.885 |

LTE CA Band 7C, 20MHz+20MHz Bandwidth, QPSK (99% BW)



Date: 19.JUL.2022 09:59:07

LTE CA Band 7C, 20MHz+20MHz Bandwidth, 16QAM (99% BW)



Date: 19.JUL.2022 09:59:30

Note: Expanded measurement uncertainty is $U = 3428 \text{ Hz}$, $k = 2$.

A.5 Emission Bandwidth

The emission bandwidth is defined as the width of the signal between two points, one below the carrier center frequency and one above the carrier center frequency, outside of which all emissions are attenuated at least 26 dB below the transmitter power. Table below lists the measured -26dBc BW. Spectrum analyzer plots are included on the following pages.

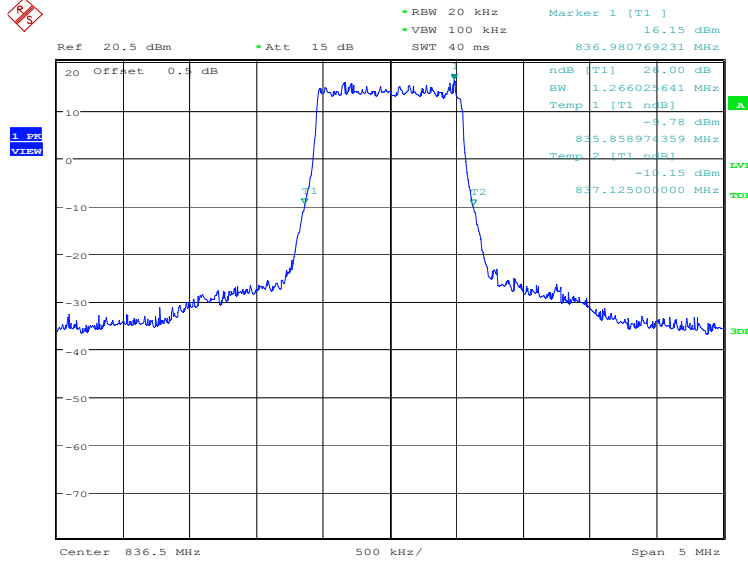
The measurement method is from ANSI C63.26:

- a) The spectrum analyzer center frequency is set to the nominal EUT channel center frequency. The span range for the spectrum analyzer shall be wide enough to see sufficient roll off of the signal to make the measurement.
- b) The nominal RBW shall be in the range of 1% to 5% of the anticipated OBW, and the VBW shall be set $\geq 3 \times$ RBW.
- c) Set the reference level of the instrument as required to prevent the signal amplitude from exceeding the maximum spectrum analyzer input mixer level for linear operation.
- d) The dynamic range of the spectrum analyzer at the selected RBW shall be more than 10 dB below the target “-X dB” requirement, i.e., if the requirement calls for measuring the -26 dB OBW, the spectrum analyzer noise floor at the selected RBW shall be at least 36 dB below the reference level.
- e) Set spectrum analyzer detection mode to peak, and the trace mode to max hold.

LTE band 5, 1.4MHz (-26dBc)

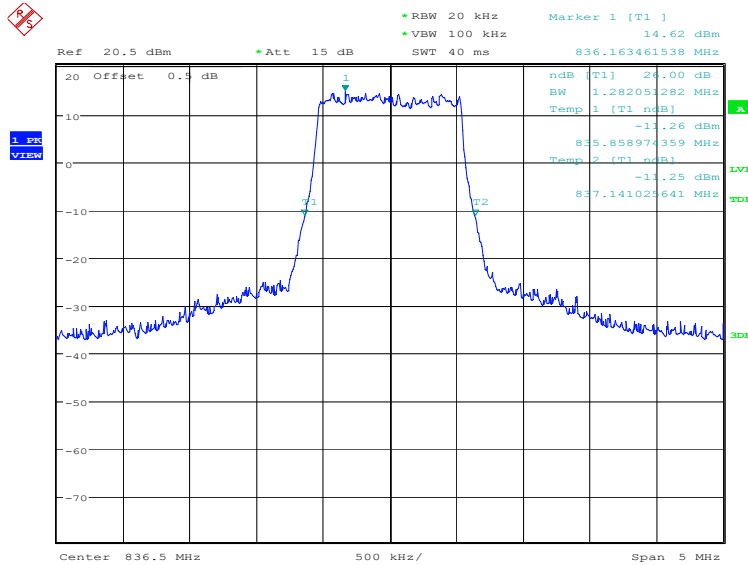
| Frequency(MHz) | Emission Bandwidth (-26dBc)(kHz) | |
|----------------|----------------------------------|---------|
| 836.5 | QPSK | 16QAM |
| | 1266.03 | 1282.05 |

LTE band 5, 1.4MHz Bandwidth, QPSK (-26dBc BW)



Date: 20.JUL.2022 08:43:58

LTE band 5, 1.4MHz Bandwidth, 16QAM (-26dBc BW)

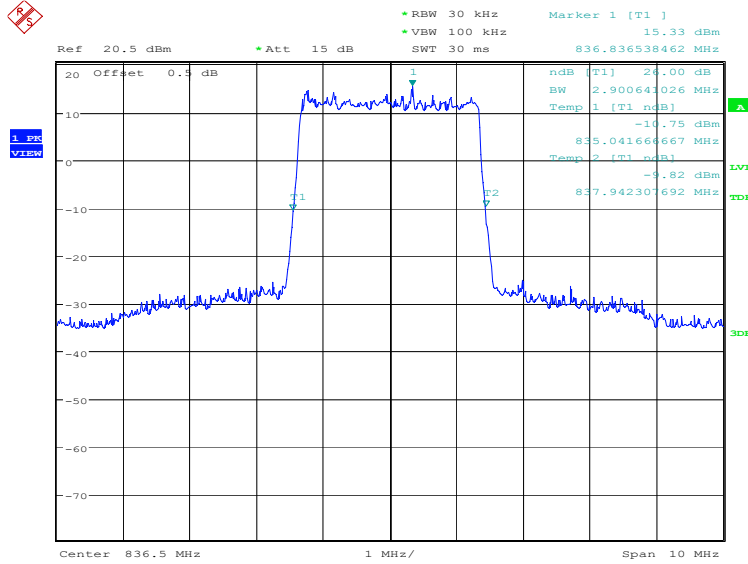


Date: 20.JUL.2022 08:44:37

LTE band 5, 3MHz (-26dBc)

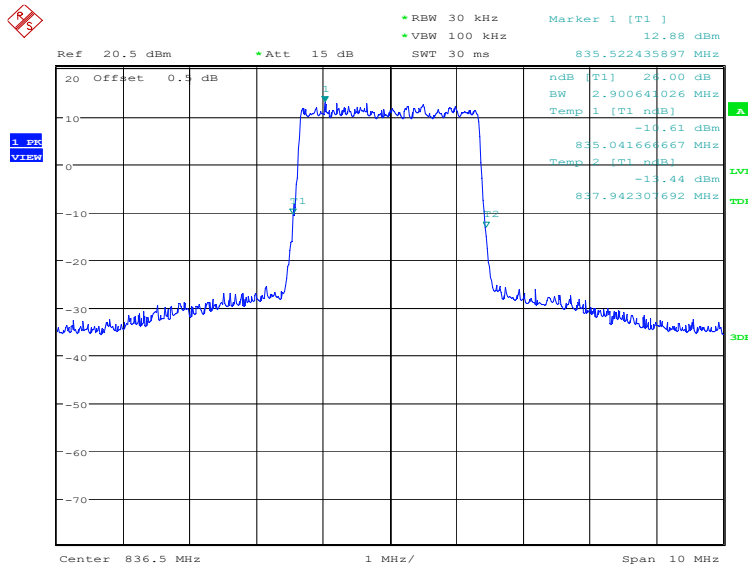
| Frequency(MHz) | Emission Bandwidth (-26dBc)(kHz) | |
|----------------|----------------------------------|---------|
| | 836.5 | QPSK |
| | 2900.64 | 2900.64 |

LTE band 5, 3MHz Bandwidth, QPSK (-26dBc BW)



Date: 20.JUL.2022 08:45:18

LTE band 5, 3MHz Bandwidth, 16QAM (-26dBc BW)

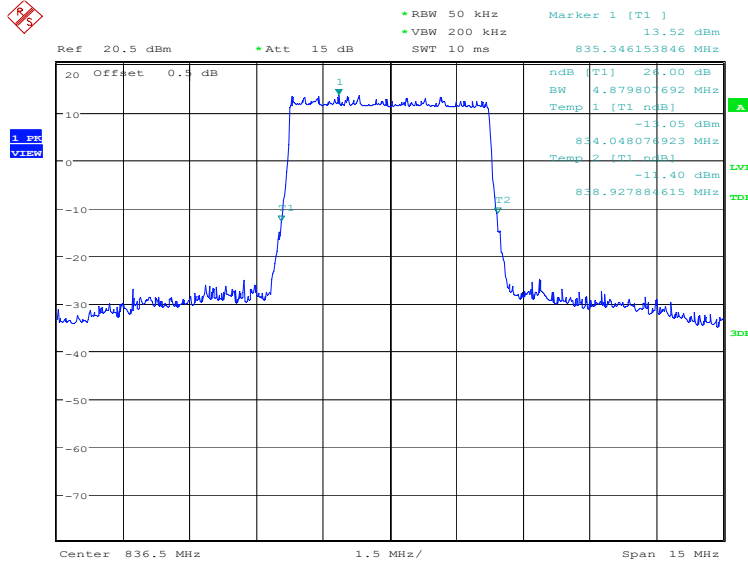


Date: 20.JUL.2022 08:45:57

LTE band 5, 5MHz (-26dBc)

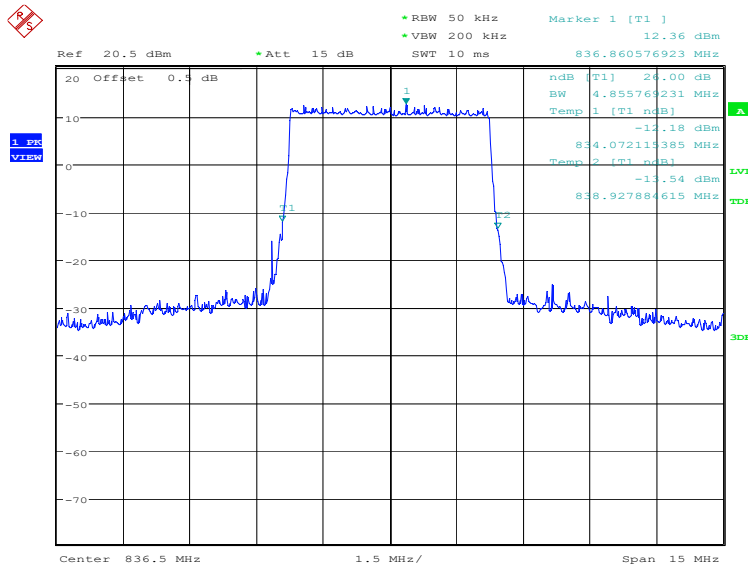
| Frequency(MHz) | Emission Bandwidth (-26dBc)(kHz) | |
|----------------|----------------------------------|---------|
| 836.5 | QPSK | 16QAM |
| | 4879.81 | 4855.77 |

LTE band 5, 5MHz Bandwidth, QPSK (-26dBc BW)



Date: 20.JUL.2022 08:46:37

LTE band 5, 5MHz Bandwidth, 16QAM (-26dBc BW)

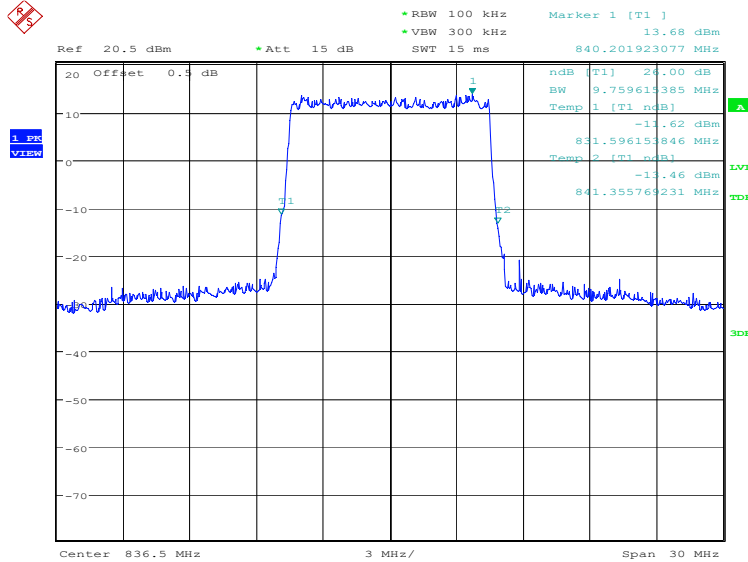


Date: 20.JUL.2022 08:47:17

LTE band 5, 10MHz (-26dBc)

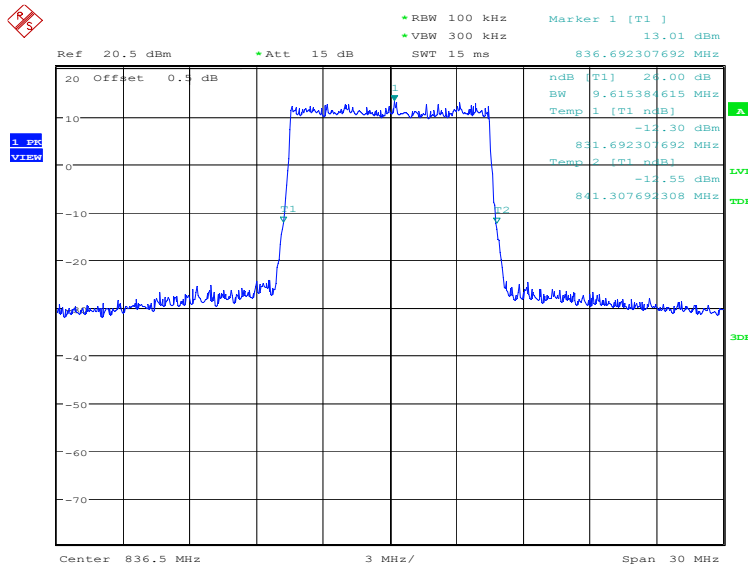
| Frequency(MHz) | Emission Bandwidth (-26dBc)(kHz) | |
|----------------|----------------------------------|---------|
| | 836.5 | QPSK |
| | 9759.62 | 9615.38 |

LTE band 5, 10MHz Bandwidth, QPSK (-26dBc BW)



Date: 20.JUL.2022 08:47:57

LTE band 5, 10MHz Bandwidth, 16QAM (-26dBc BW)

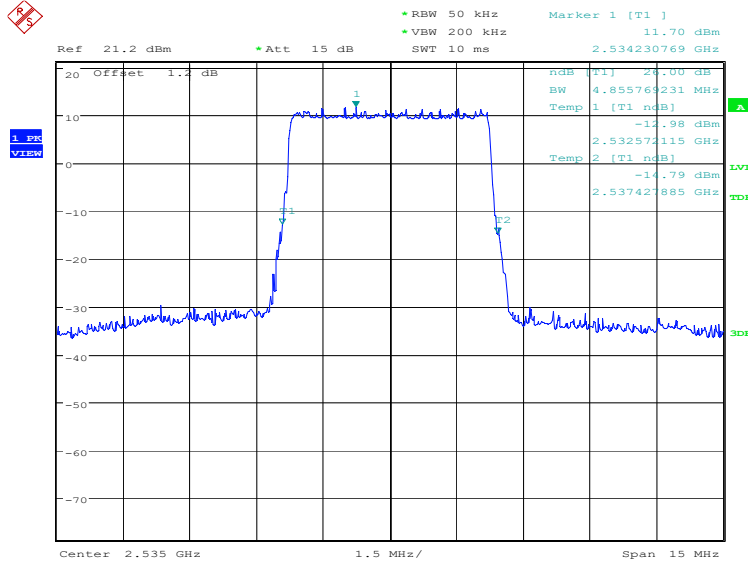


Date: 20.JUL.2022 08:48:37

LTE band 7, 5MHz (-26dBc)

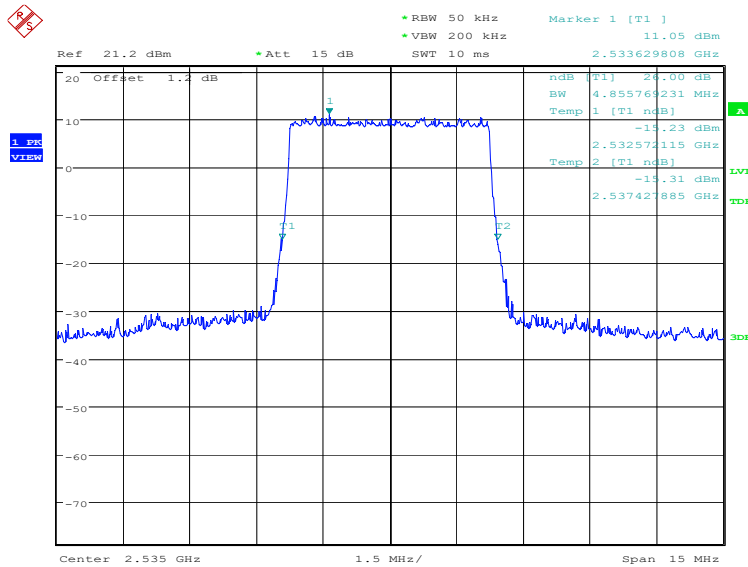
| Frequency(MHz) | Emission Bandwidth (-26dBc)(kHz) | |
|----------------|----------------------------------|---------|
| 2535.0 | QPSK | 16QAM |
| | 4855.77 | 4855.77 |

LTE band 7, 5MHz Bandwidth, QPSK (-26dBc BW)



Date: 20.JUL.2022 08:49:19

LTE band 7, 5MHz Bandwidth,16QAM (-26dBc BW)

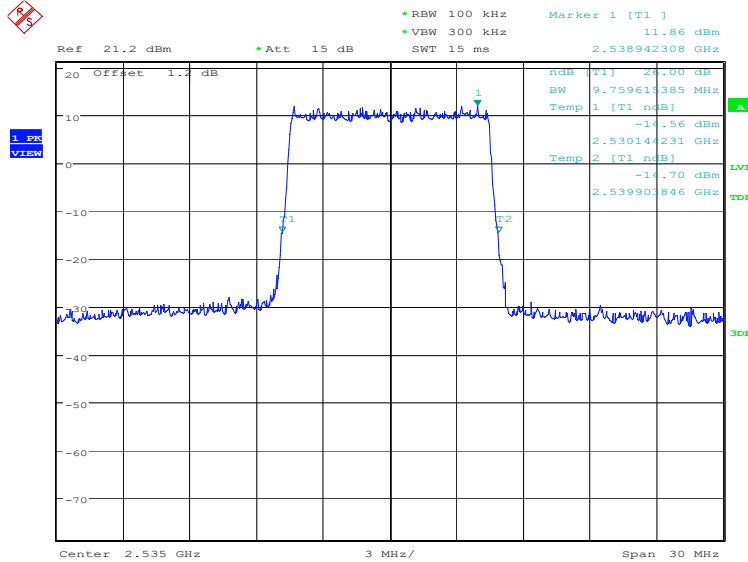


Date: 20.JUL.2022 08:49:58

LTE band 7, 10MHz (-26dBc)

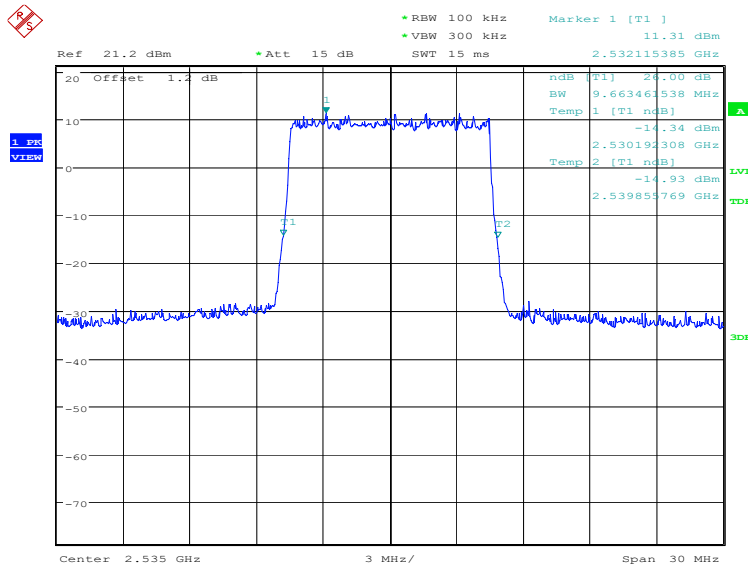
| Frequency(MHz) | Emission Bandwidth (-26dBc)(kHz) | |
|----------------|----------------------------------|---------|
| | 2535.0 | QPSK |
| | 9759.62 | 9663.46 |

LTE band 7, 10MHz Bandwidth, QPSK (-26dBc BW)



Date: 20.JUL.2022 08:50:39

LTE band 7, 10MHz Bandwidth, 16QAM (-26dBc BW)

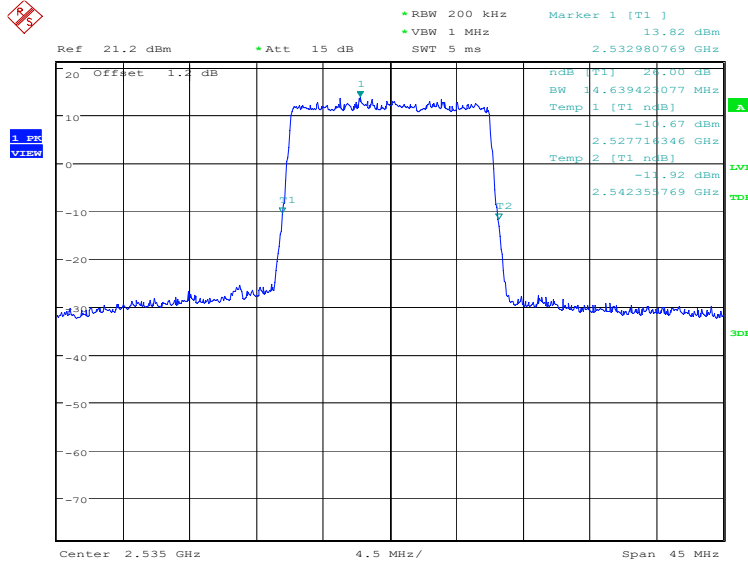


Date: 20.JUL.2022 08:51:18

LTE band 7, 15MHz (-26dBc)

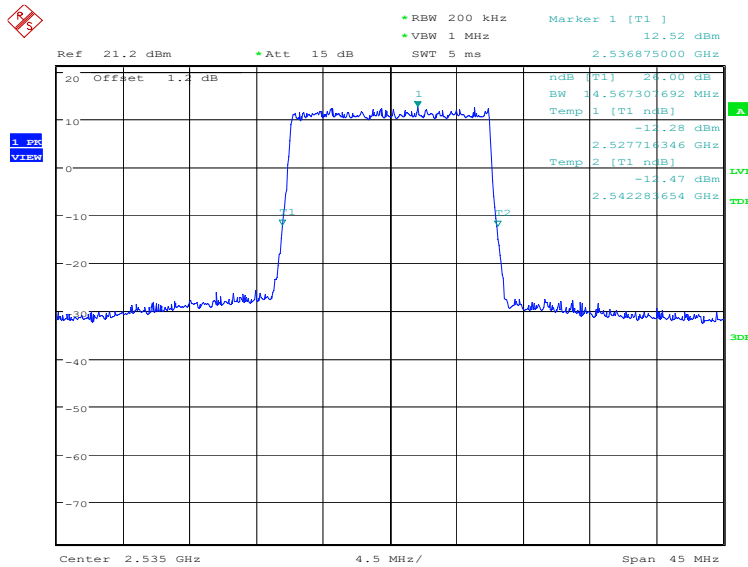
| Frequency(MHz) | Emission Bandwidth (-26dBc)(kHz) | |
|----------------|----------------------------------|----------|
| 2535.0 | QPSK | 16QAM |
| | 14639.42 | 14567.31 |

LTE band 7, 15MHz Bandwidth, QPSK (-26dBc BW)



Date: 20.JUL.2022 08:51:59

LTE band 7, 15MHz Bandwidth, 16QAM (-26dBc BW)

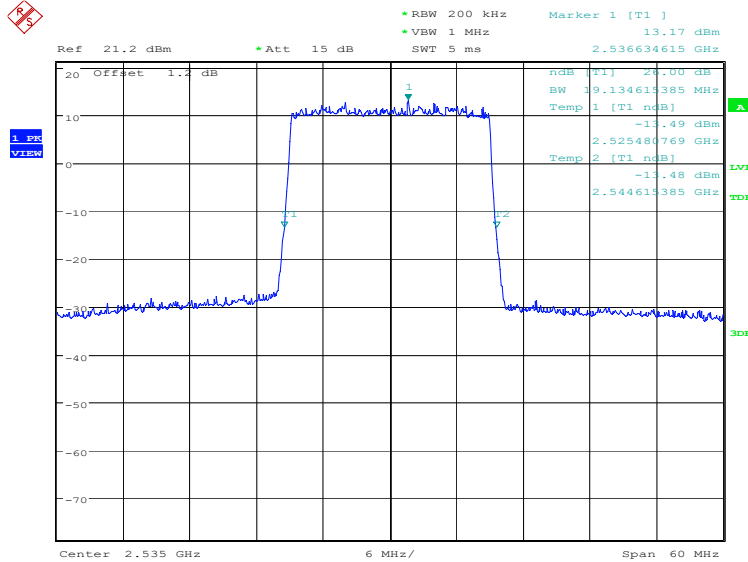


Date: 20.JUL.2022 08:52:38

LTE band 7, 20MHz (-26dBc)

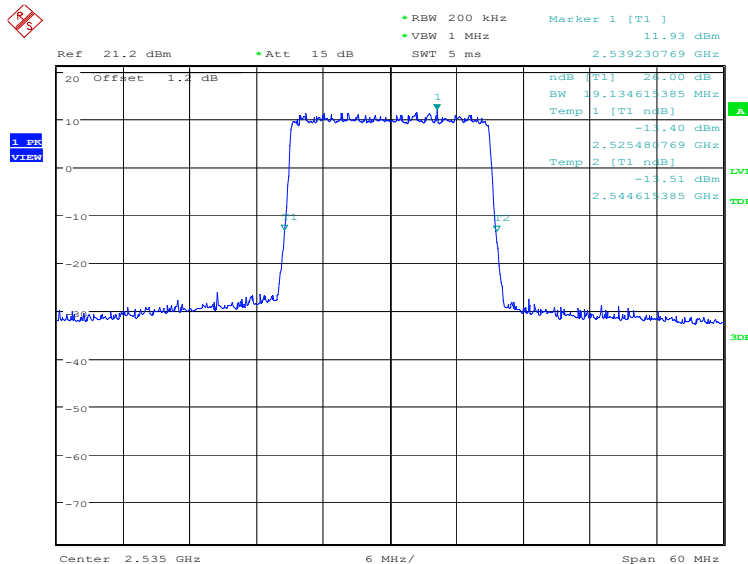
| Frequency(MHz) | Emission Bandwidth (-26dBc)(kHz) | |
|----------------|----------------------------------|----------|
| 2535.0 | QPSK | 16QAM |
| | 19134.62 | 19134.62 |

LTE band 7, 20MHz Bandwidth, QPSK (-26dBc BW)



Date: 20.JUL.2022 08:53:19

LTE band 7, 20MHz Bandwidth, 16QAM (-26dBc BW)

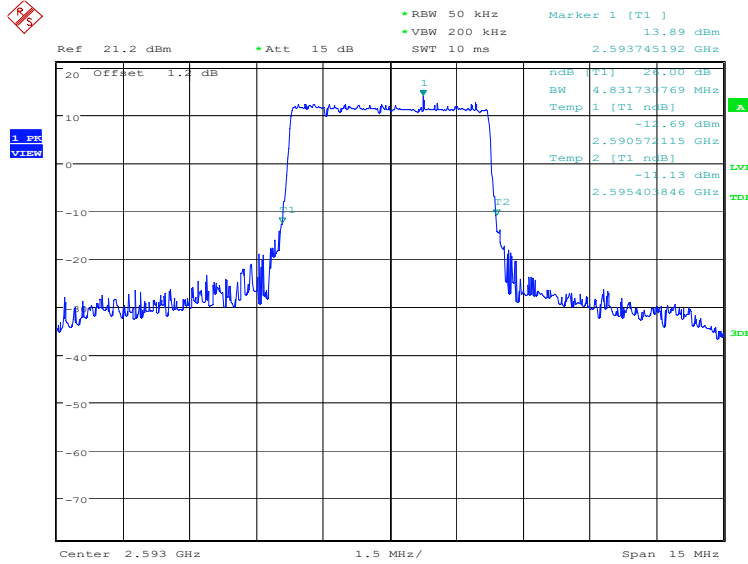


Date: 20.JUL.2022 08:53:58

LTE band 41, 5MHz (-26dBc)

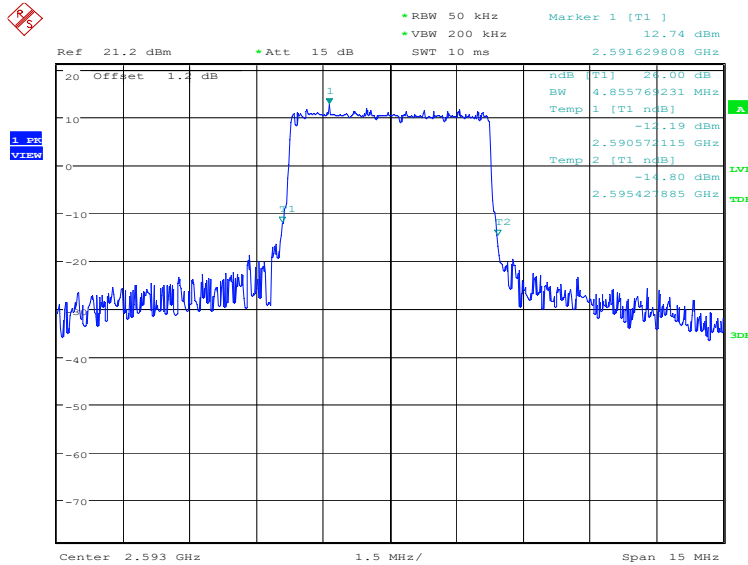
| Frequency(MHz) | Emission Bandwidth (-26dBc)(kHz) | |
|----------------|----------------------------------|---------|
| 2593.0 | QPSK | 16QAM |
| | 4831.73 | 4855.77 |

LTE band 41, 5MHz Bandwidth, QPSK (-26dBc BW)



Date: 20.JUL.2022 10:06:35

LTE band 41, 5MHz Bandwidth, 16QAM (-26dBc BW)

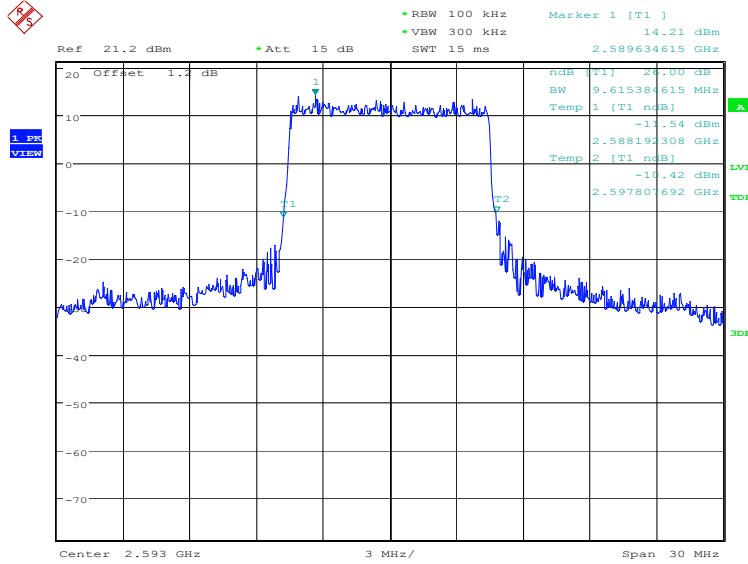


Date: 20.JUL.2022 10:07:14

LTE band 41, 10MHz (-26dBc)

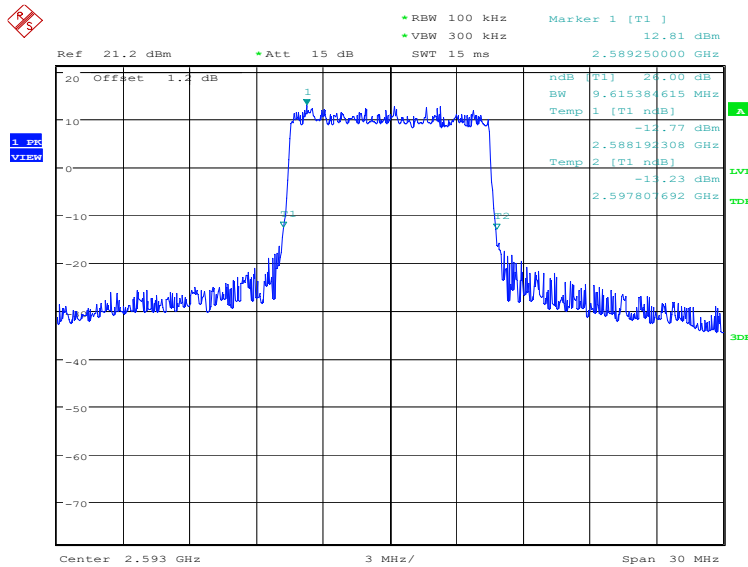
| Frequency(MHz) | Emission Bandwidth (-26dBc)(kHz) | |
|----------------|----------------------------------|---------|
| 2593.0 | QPSK | 16QAM |
| | 9615.38 | 9615.38 |

LTE band 41, 10MHz Bandwidth, QPSK (-26dBc BW)



Date: 20.JUL.2022 10:07:55

LTE band 41, 10MHz Bandwidth,16QAM (-26dBc BW)

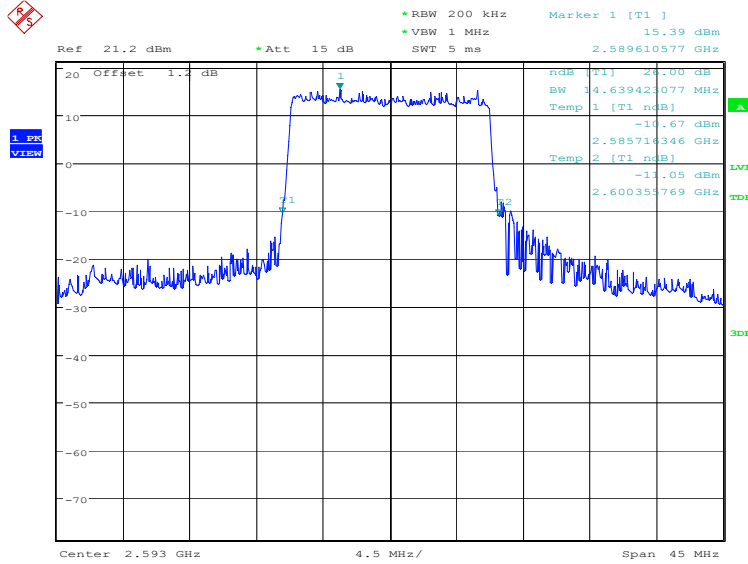


Date: 20.JUL.2022 10:08:34

LTE band 41, 15MHz (-26dBc)

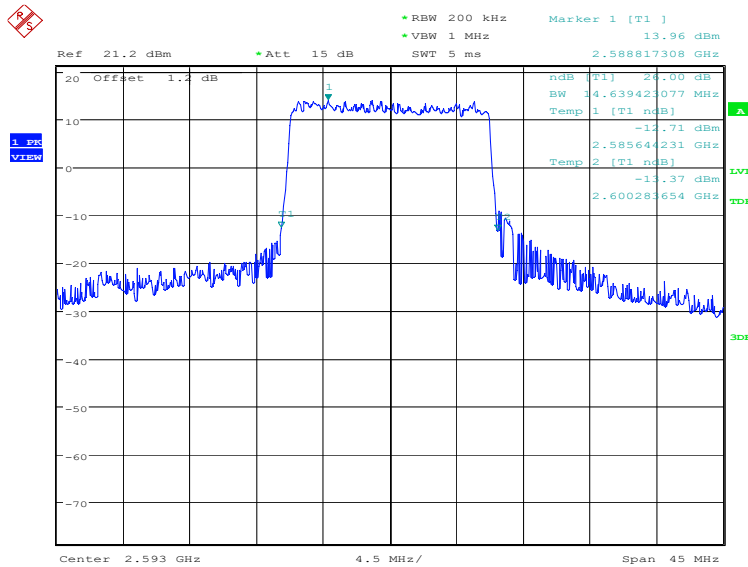
| Frequency(MHz) | Emission Bandwidth (-26dBc)(kHz) | |
|----------------|----------------------------------|----------|
| | 2593.0 | QPSK |
| | 14639.42 | 14639.42 |

LTE band 41, 15MHz Bandwidth, QPSK (-26dBc BW)



Date: 20.JUL.2022 10:09:15

LTE band 41, 15MHz Bandwidth, 16QAM (-26dBc BW)

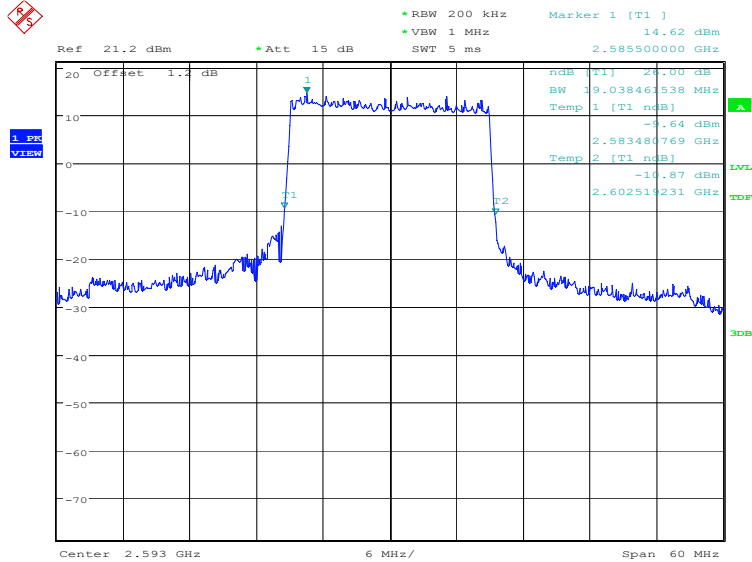


Date: 20.JUL.2022 10:09:55

LTE band 41, 20MHz (-26dBc)

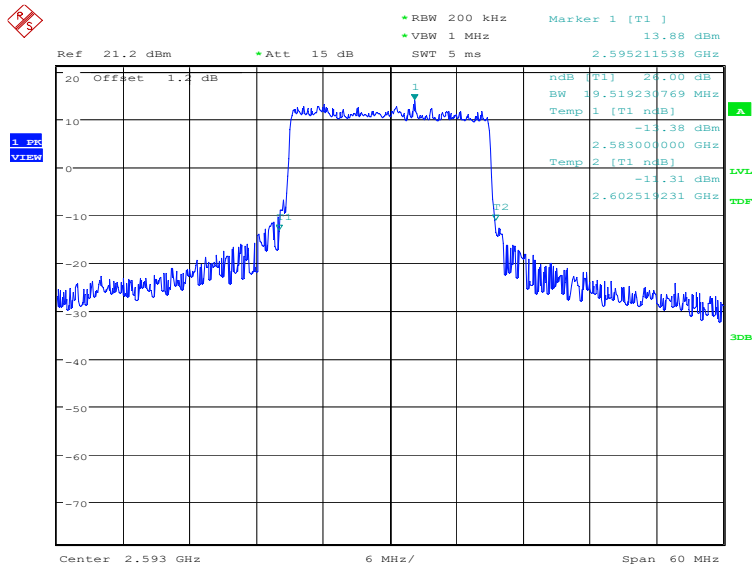
| Frequency(MHz) | Emission Bandwidth (-26dBc)(kHz) | |
|----------------|----------------------------------|----------|
| | 2593.0 | QPSK |
| | 19038.46 | 19519.23 |

LTE band 41, 20MHz Bandwidth, QPSK (-26dBc BW)



Date: 20.JUL.2022 10:10:35

LTE band 41, 20MHz Bandwidth, 16QAM (-26dBc BW)

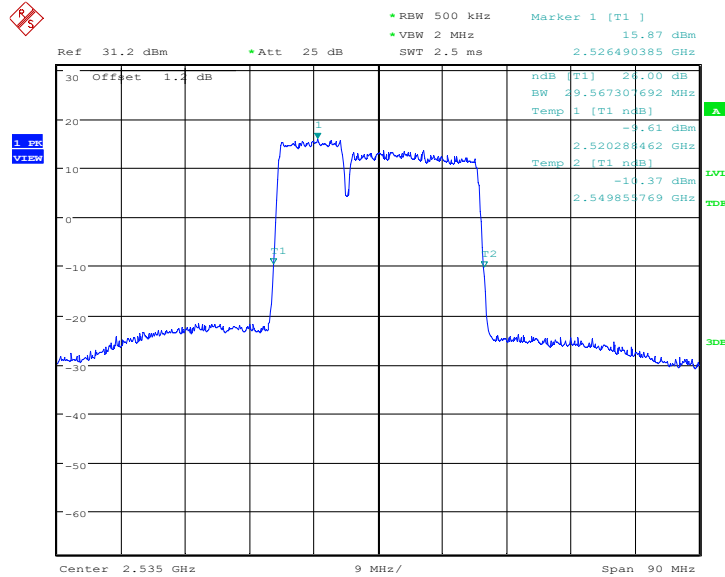


Date: 20.JUL.2022 10:11:15

LTE CA Band 7C, 10MHz+20MHz (-26dBc)

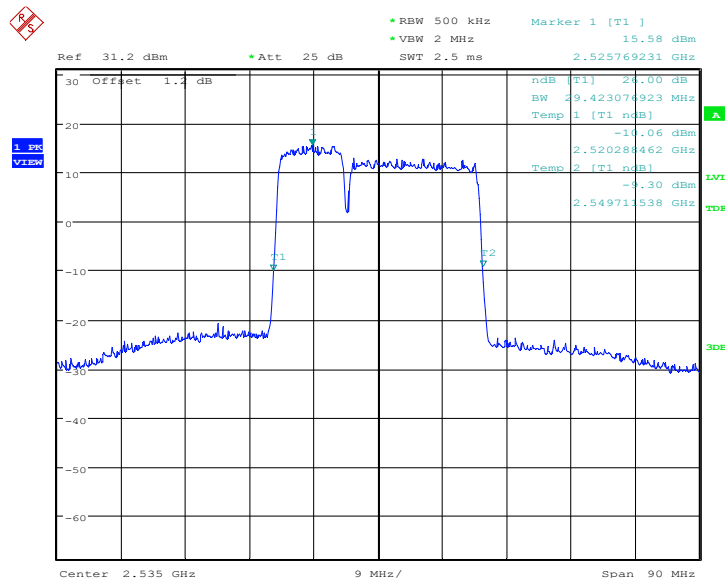
| Frequency (MHz) | Emission Bandwidth (-26dBc) (MHz) | |
|-----------------|-----------------------------------|--------|
| | QPSK | 16QAM |
| 2535 | 29.567 | 29.423 |

LTE CA Band 7C, 10MHz+20MHz Bandwidth, QPSK (-26dBc BW)



Date: 19.JUL.2022 10:00:55

LTE CA Band 7C, 10MHz+20MHz Bandwidth, 16QAM (-26dBc BW)

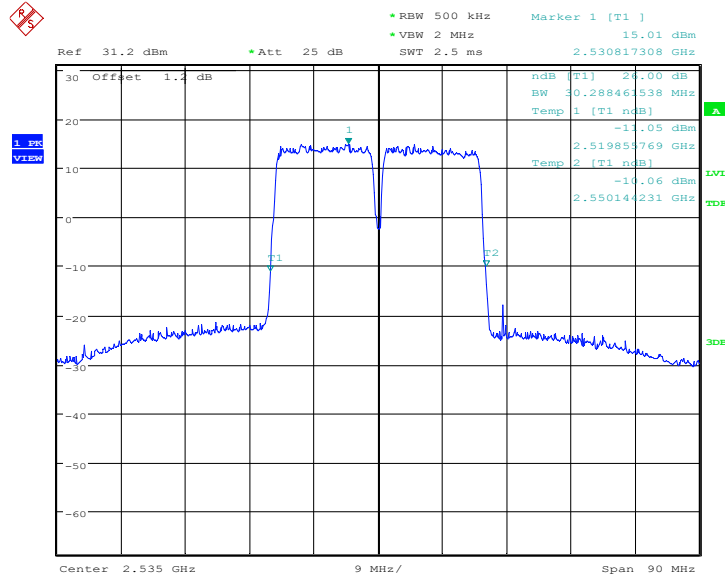


Date: 19.JUL.2022 10:01:18

LTE CA Band 7C, 15MHz+15MHz (-26dBc)

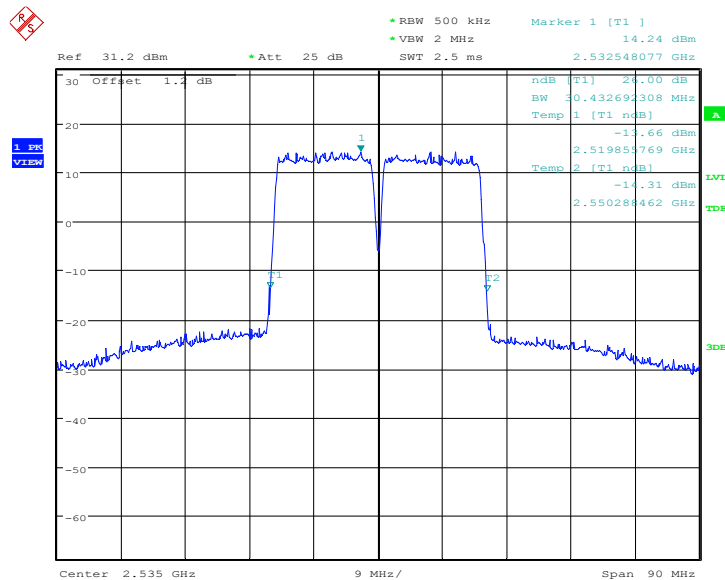
| Frequency (MHz) | Emission Bandwidth (-26dBc) (MHz) | |
|-----------------|-----------------------------------|--------|
| | QPSK | 16QAM |
| 2535 | 30.288 | 30.433 |

LTE CA Band 7C, 15MHz+15MHz Bandwidth, QPSK (-26dBc BW)



Date: 19.JUL.2022 10:03:28

LTE CA Band 7C, 15MHz+15MHz Bandwidth, 16QAM (-26dBc BW)

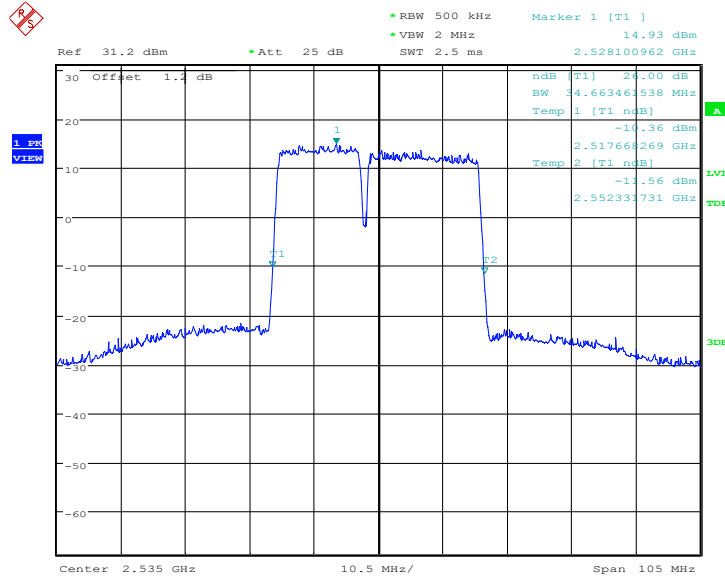


Date: 19.JUL.2022 10:03:51

LTE CA Band 7C, 15MHz+20MHz (-26dBc)

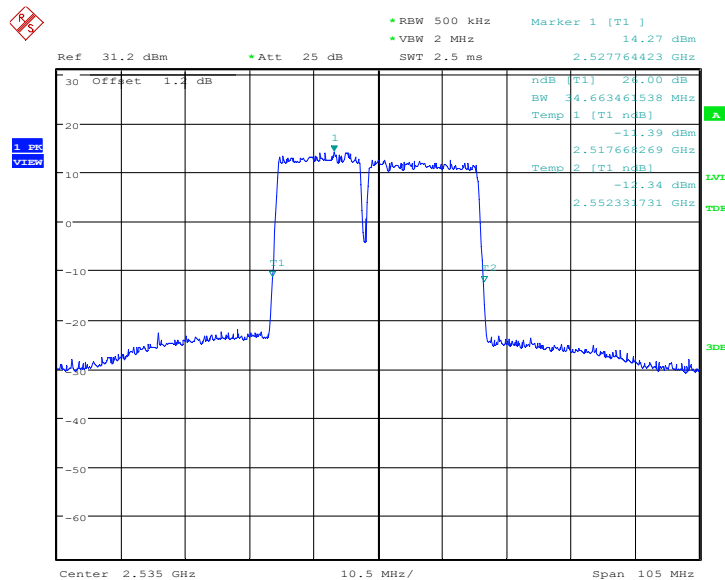
| Frequency (MHz) | Emission Bandwidth (-26dBc) (MHz) | |
|-----------------|-----------------------------------|--------|
| | QPSK | 16QAM |
| 2535 | 34.663 | 34.663 |

LTE CA Band 7C, 15MHz+20MHz Bandwidth, QPSK (-26dBc BW)



Date: 19.JUL.2022 10:04:43

LTE CA Band 7C, 15MHz+20MHz Bandwidth, 16QAM (-26dBc BW)

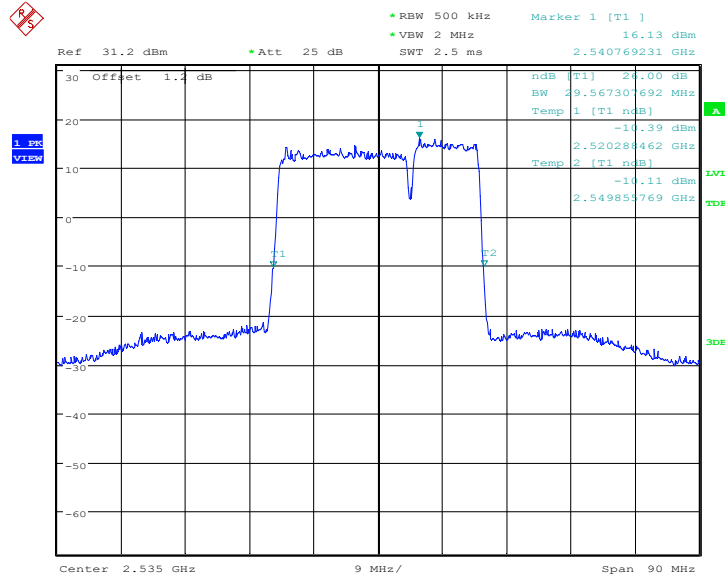


Date: 19.JUL.2022 10:05:06

LTE CA Band 7C, 20MHz+10MHz (-26dBc)

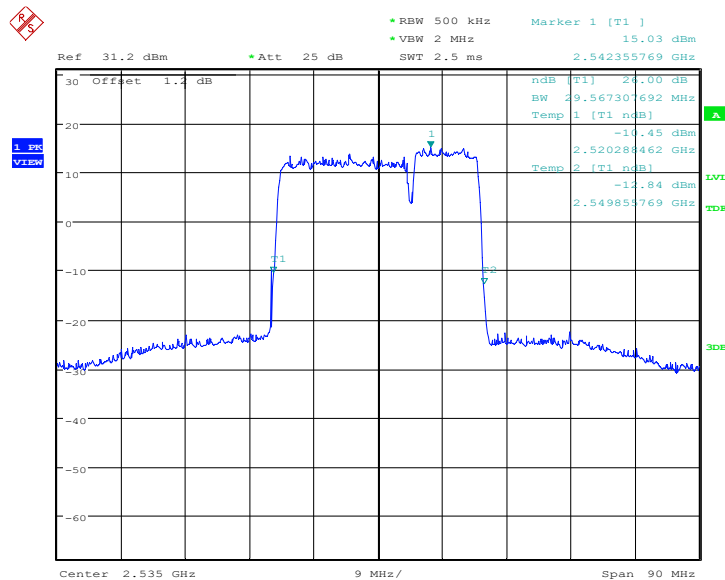
| Frequency (MHz) | Emission Bandwidth (-26dBc) (MHz) | |
|-----------------|-----------------------------------|--------|
| | QPSK | 16QAM |
| 2535 | 29.567 | 29.567 |

LTE CA Band 7C, 20MHz+10MHz Bandwidth, QPSK (-26dBc BW)



Date: 19.JUL.2022 10:06:01

LTE CA Band 7C, 20MHz+10MHz Bandwidth, 16QAM (-26dBc BW)

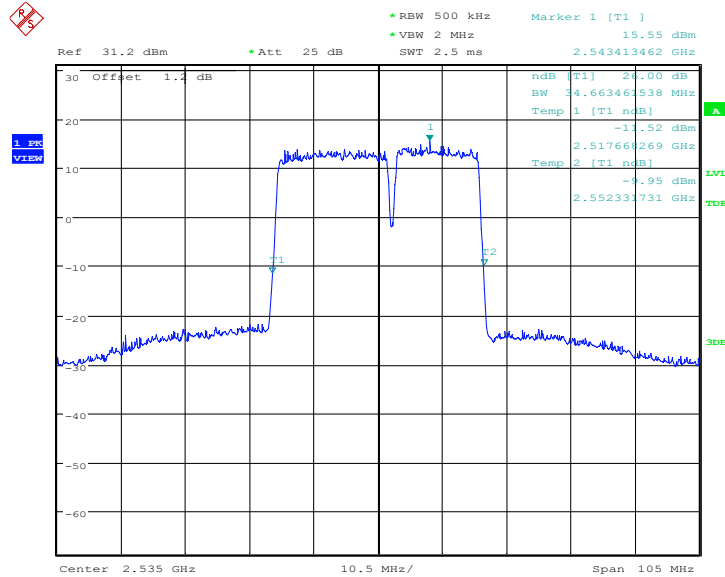


Date: 19.JUL.2022 10:06:24

LTE CA Band 7C, 20MHz+15MHz (-26dBc)

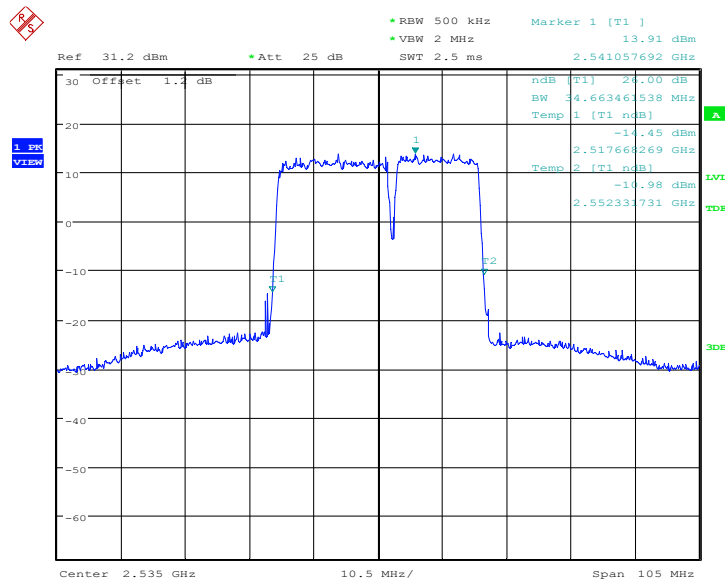
| Frequency (MHz) | Emission Bandwidth (-26dBc) (MHz) | |
|-----------------|-----------------------------------|--------|
| | QPSK | 16QAM |
| 2535 | 34.663 | 34.663 |

LTE CA Band 7C, 20MHz+15MHz Bandwidth, QPSK (-26dBc BW)



Date: 19.JUL.2022 10:07:16

LTE CA Band 7C, 20MHz+15MHz Bandwidth, 16QAM (-26dBc BW)

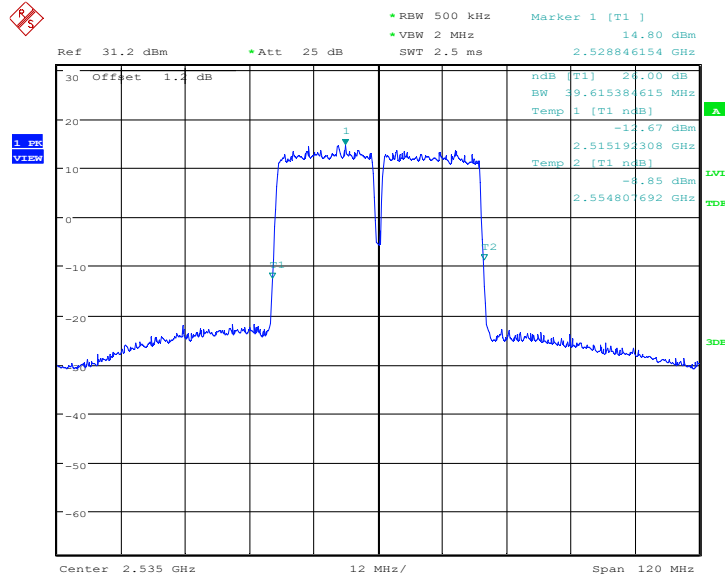


Date: 19.JUL.2022 10:07:39

LTE CA Band 7C, 20MHz+20MHz (-26dBc)

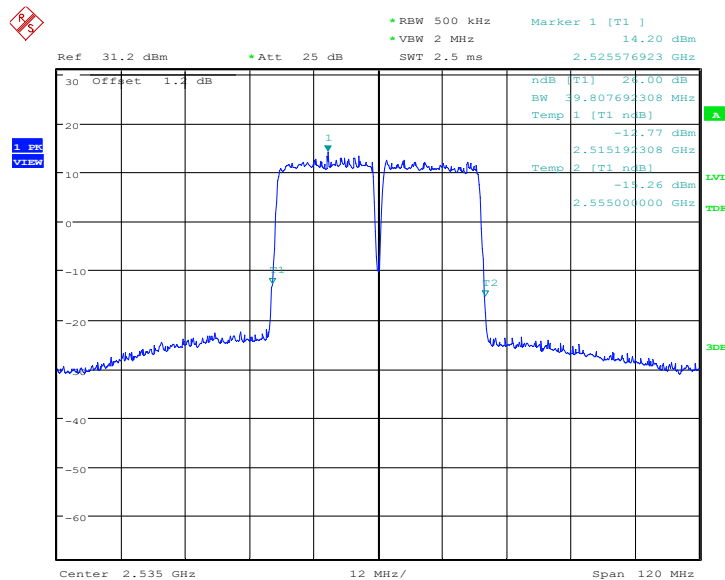
| Frequency (MHz) | Emission Bandwidth (-26dBc) (MHz) | |
|-----------------|-----------------------------------|--------|
| | QPSK | 16QAM |
| 2535 | 39.615 | 39.808 |

LTE CA Band 7C, 20MHz+20MHz Bandwidth, QPSK (-26dBc BW)



Date: 19.JUL.2022 10:08:32

LTE CA Band 7C, 20MHz+20MHz Bandwidth, 16QAM (-26dBc BW)



Date: 19.JUL.2022 10:08:55

Note: Expanded measurement uncertainty is $U = 3428 \text{ Hz}$, $k = 2$.

A.6 Band Edge Compliance

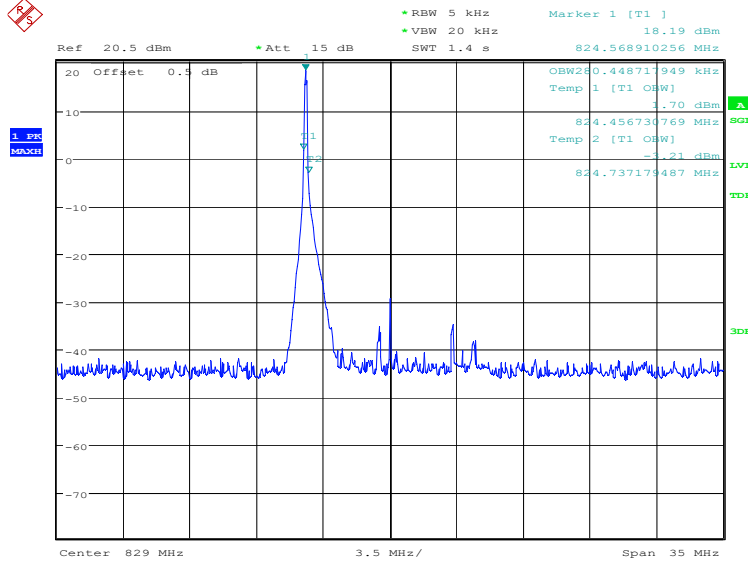
A.6.1 Measurement limit

Part 22.917 specifies that the power of any emission outside of the authorized operating frequency ranges must be attenuated below the transmitting power (P) by a factor of at least $43 + 10 \log(P)$ dB.

Part 27.53(m) specifies for mobile digital stations, the attenuation factor shall be not less than $40 + 10 \log(P)$ dB on all frequencies between the channel edge and 5 megahertz from the channel edge, $43 + 10 \log(P)$ dB on all frequencies between 5 megahertz and X megahertz from the channel edge, and $55 + 10 \log(P)$ dB on all frequencies more than X megahertz from the channel edge, where X is the greater of 6 megahertz or the actual emission bandwidth as defined in paragraph (m)(6) of this section. In addition, the attenuation factor shall not be less than $43 + 10 \log(P)$ dB on all frequencies between 2490.5 MHz and 2496 MHz and $55 + 10 \log(P)$ dB at or below 2490.5 MHz. Mobile Satellite Service licensees operating on frequencies below 2495 MHz may also submit a documented interference complaint against BRS licensees operating on channel BRS Channel 1 on the same terms and conditions as adjacent channel BRS or EBS licensees.

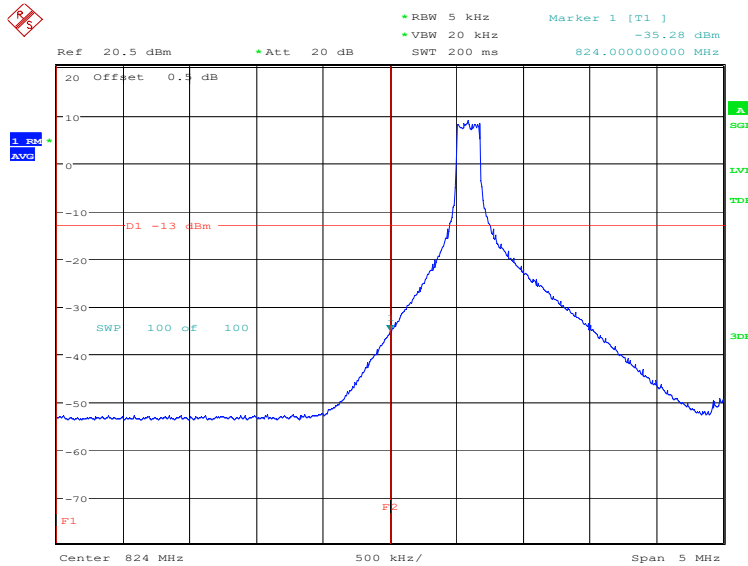
The spectrum analyzer readings are corrected by $[10 \log(1/\text{duty cycle})]$ for the non-continuous transmitting scenario.

A.6.2 Measurement result
Only the worst case result is given below
LTE band 5
OBW: 1RB-low_offset



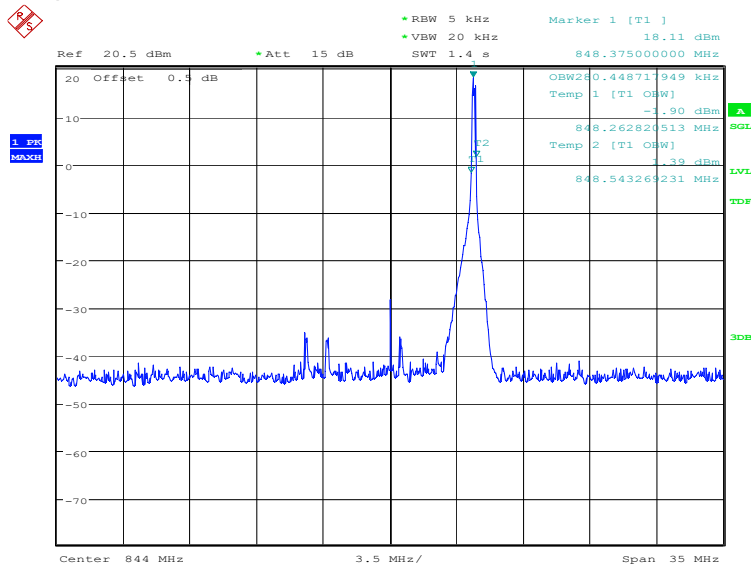
Date: 22.AUG.2022 16:27:22

LOW BAND EDGE BLOCK-1RB-low_offset



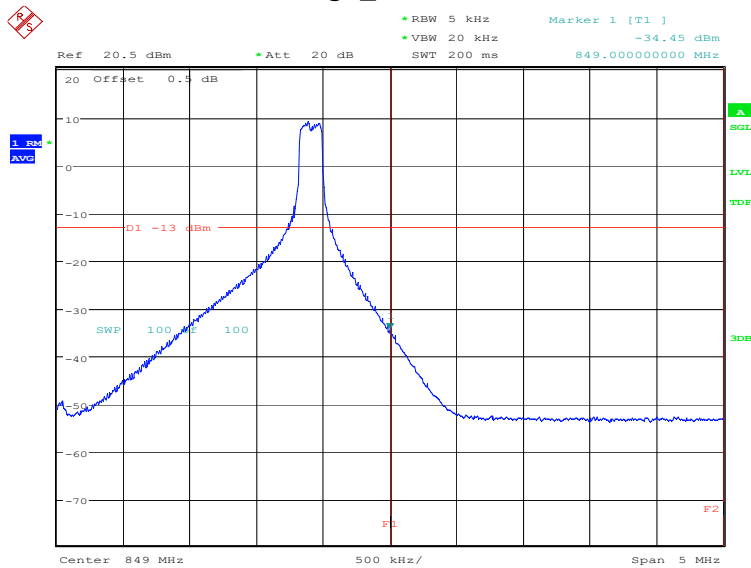
Date: 22.AUG.2022 16:28:36

OBW: 1RB-high_offset



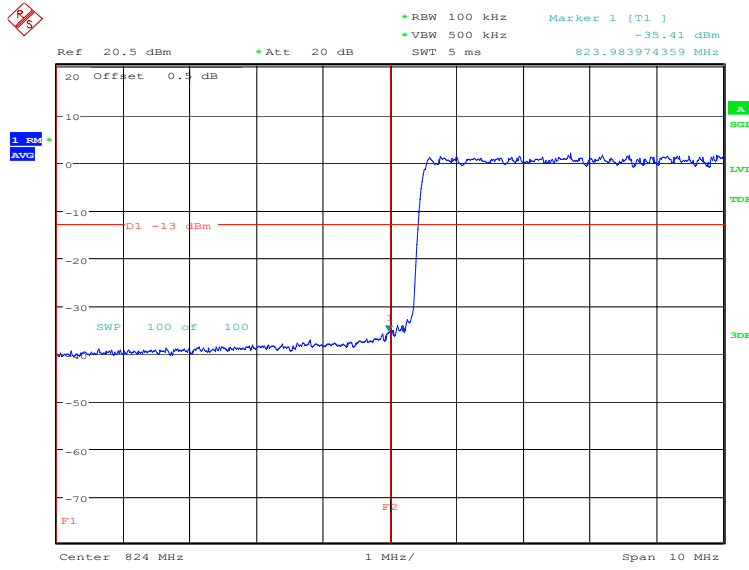
Date: 22.AUG.2022 16:29:12

HIGH BAND EDGE BLOCK-1RB-high_offset



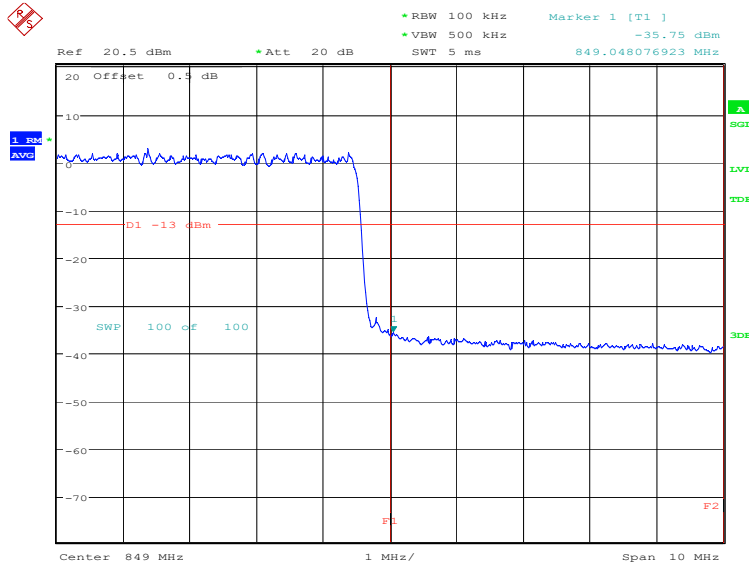
Date: 22.AUG.2022 16:30:25

LOW BAND EDGE BLOCK-10MHz-100%RB



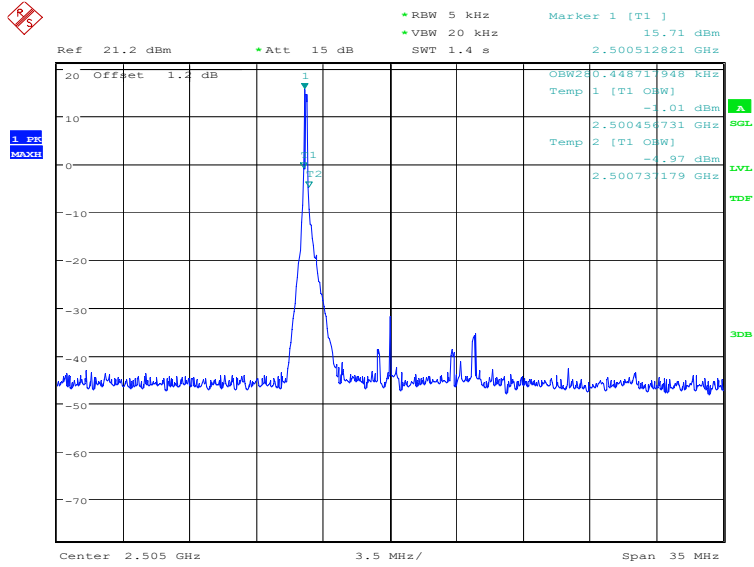
Date: 20.JUL.2022 08:55:34

HIGH BAND EDGE BLOCK-10MHz-100%RB



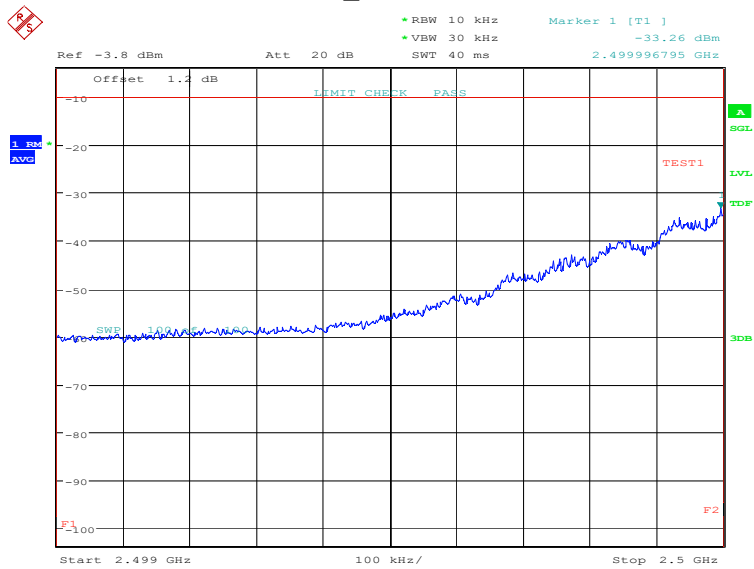
Date: 20.JUL.2022 08:57:03

LTE band 7
OBW: 1RB-low_offset

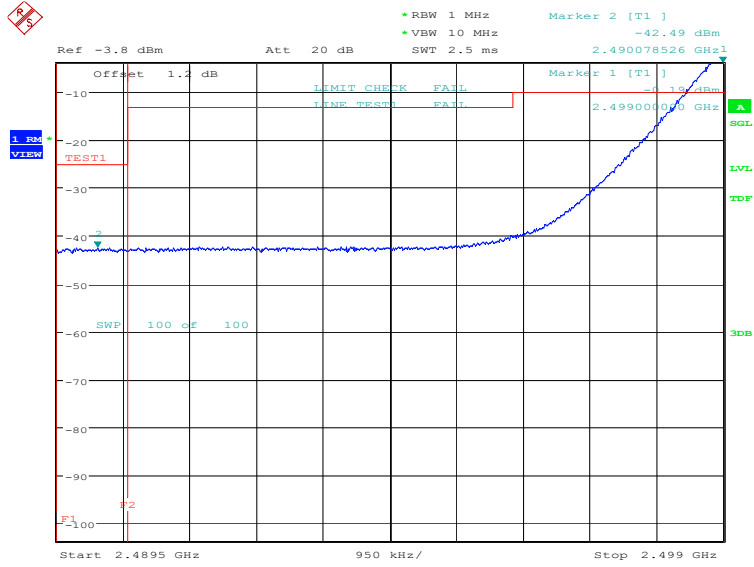


Date: 22.AUG.2022 16:31:02

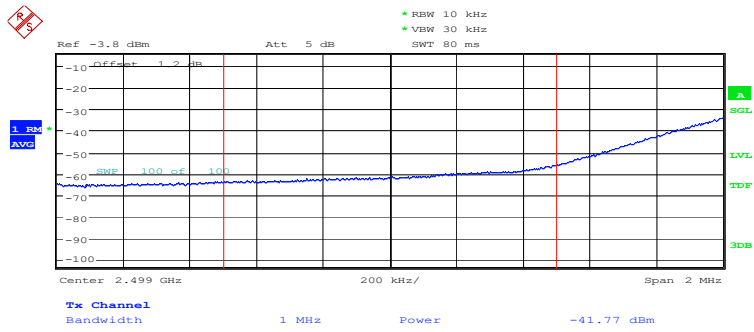
LOW BAND EDGE BLOCK-1RB-low_offset



Date: 22.AUG.2022 16:32:23

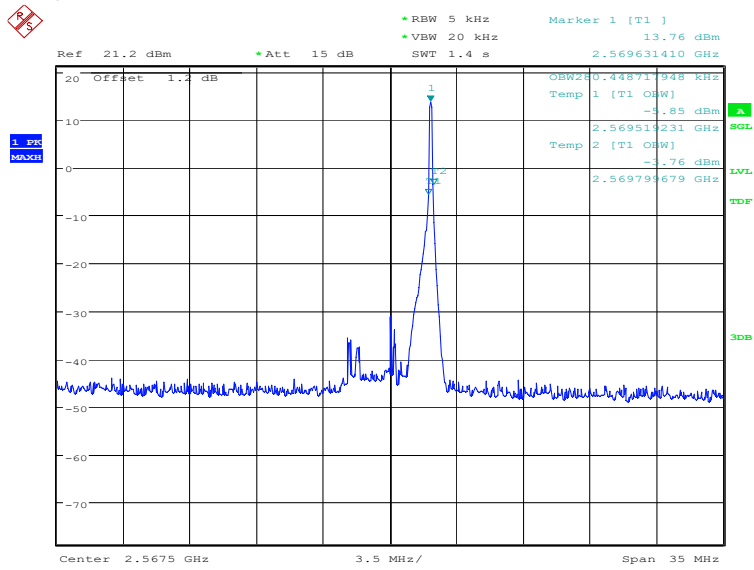


Date: 22.AUG.2022 16:34:11



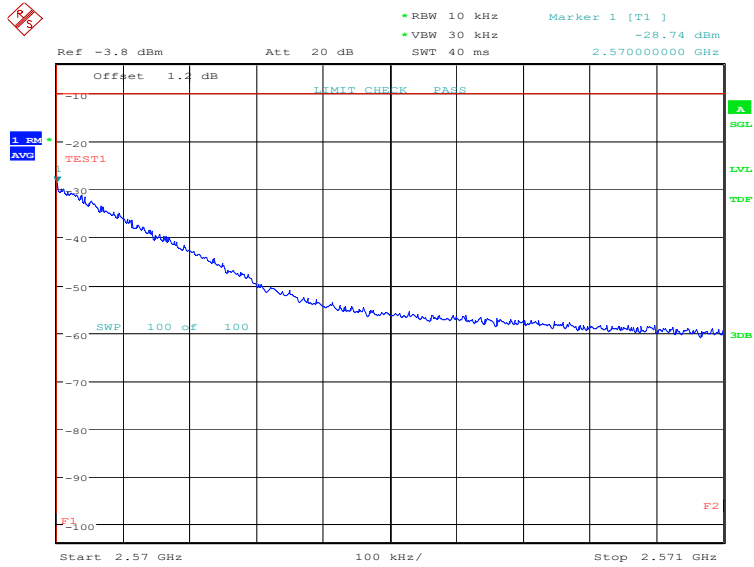
Date: 22.AUG.2022 16:34:38

OBW: 1RB-high_offset

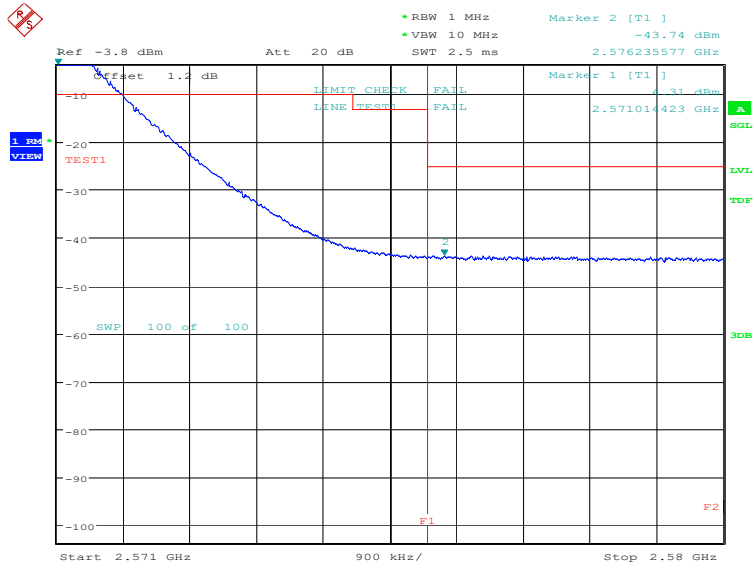


Date: 22.AUG.2022 16:35:56

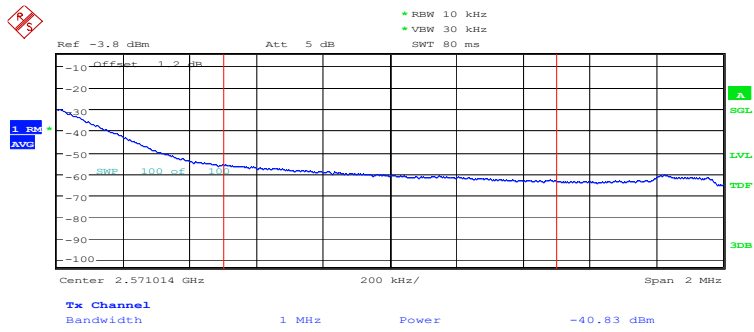
HIGH BAND EDGE BLOCK-1RB-high_offset



Date: 22.AUG.2022 16:37:17

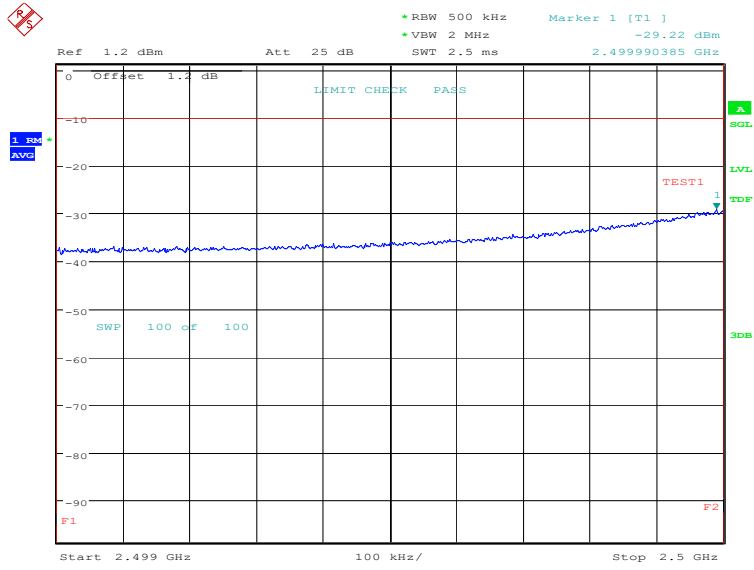


Date: 22.AUG.2022 16:39:05

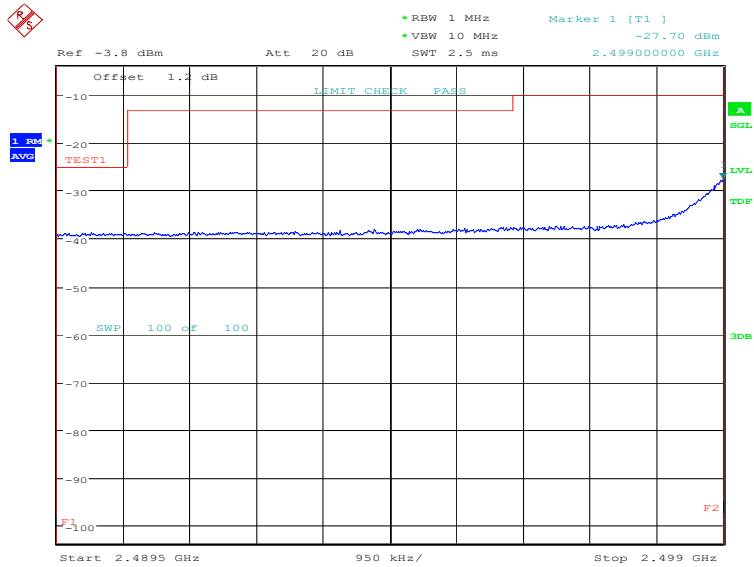


Date: 22.AUG.2022 16:39:32

LOW BAND EDGE BLOCK-20MHz-100%RB

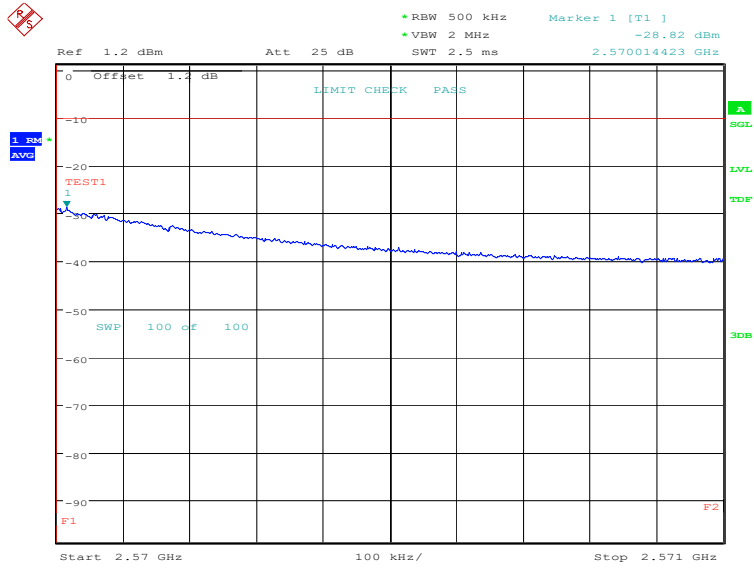


Date: 20.JUL.2022 08:59:59

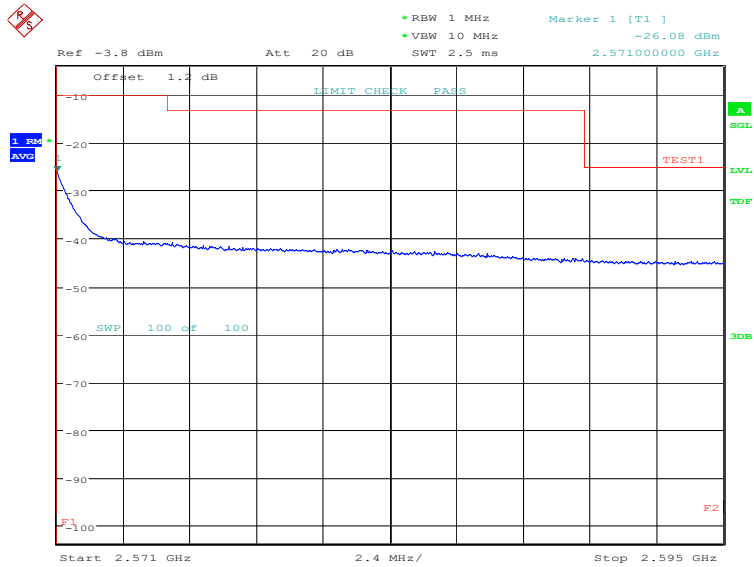


Date: 20.JUL.2022 09:01:38

HIGH BAND EDGE BLOCK-20MHz-100%RB

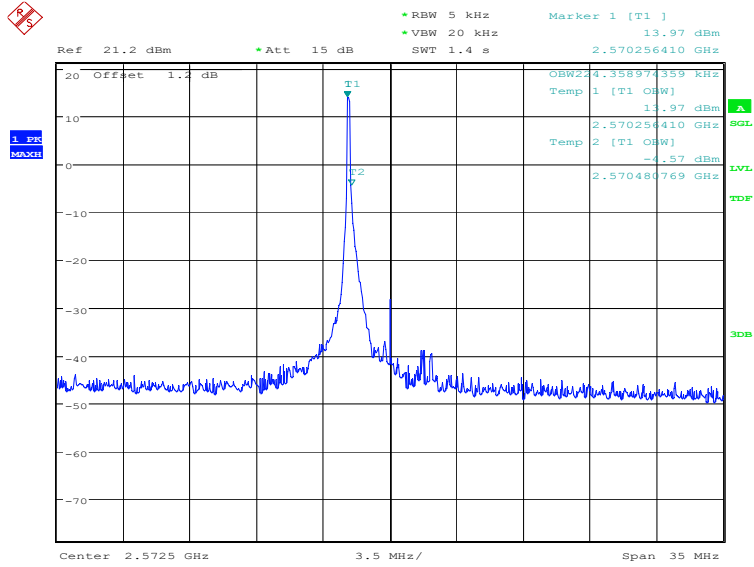


Date: 20.JUL.2022 09:04:33



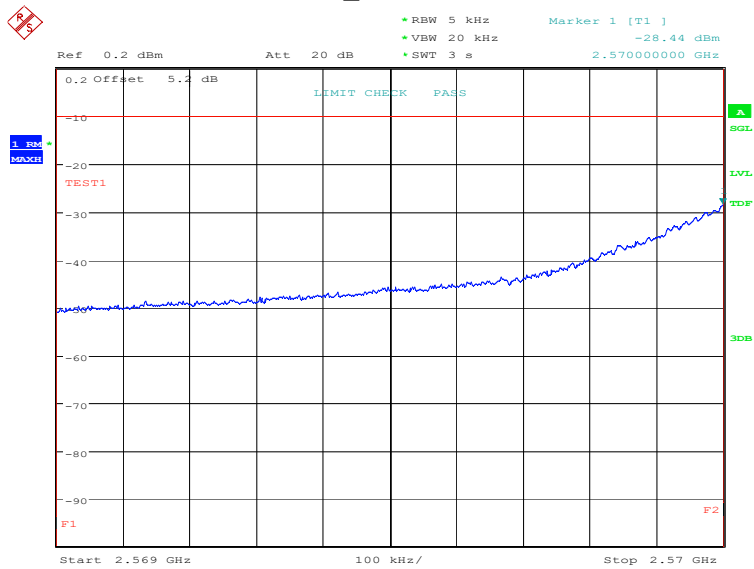
Date: 20.JUL.2022 09:06:12

LTE band 38
OBW: 1RB-low_offset

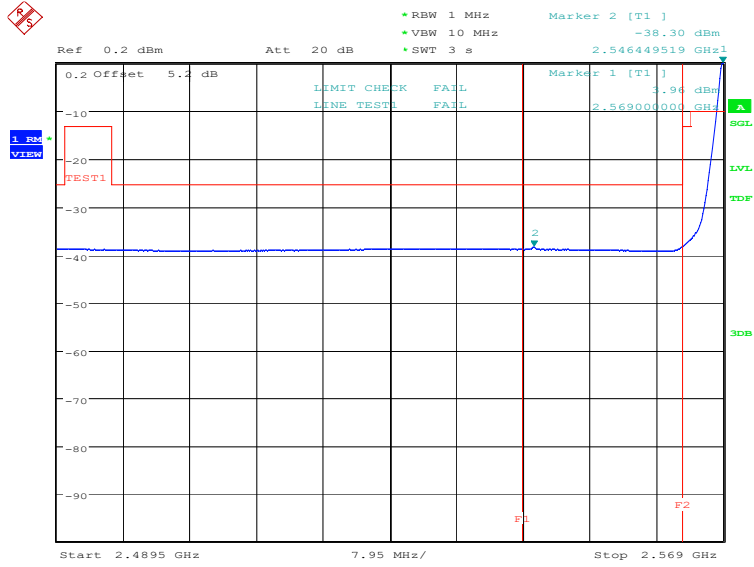


Date: 22.AUG.2022 16:03:43

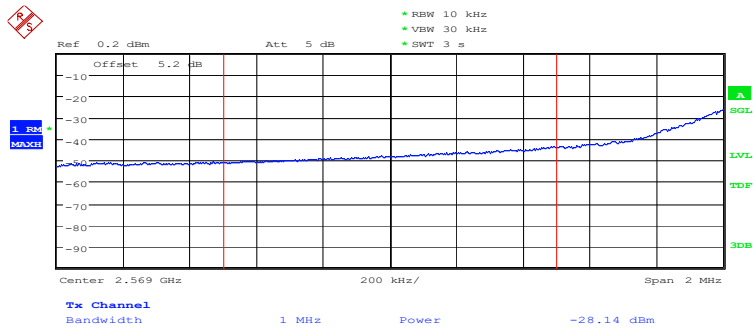
LOW BAND EDGE BLOCK-1RB-low_offset



Date: 22.AUG.2022 16:04:23

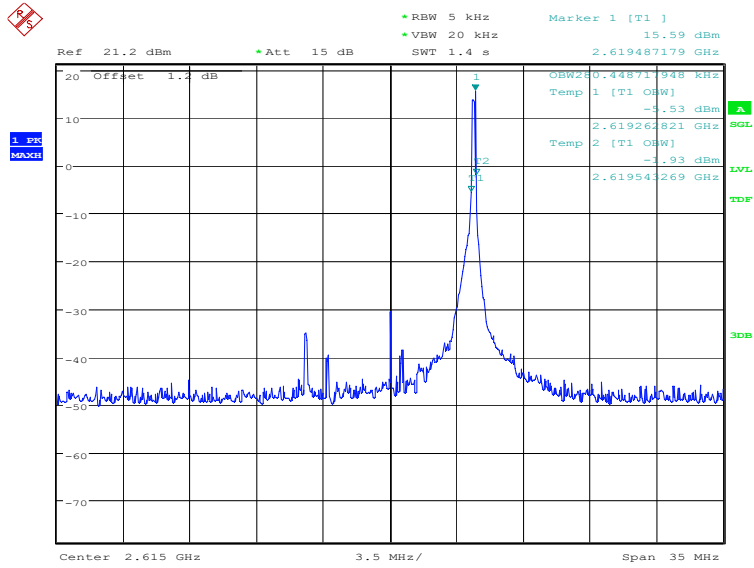


Date: 22.AUG.2022 16:05:10



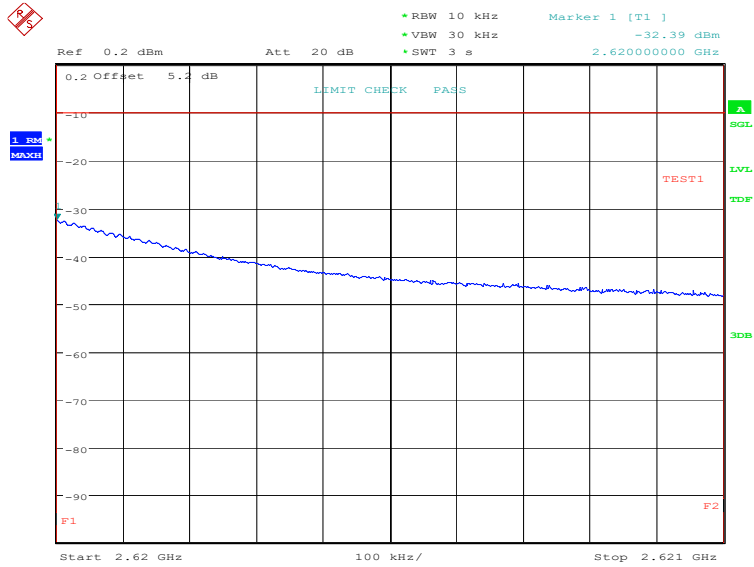
Date: 22.AUG.2022 16:05:27

OBW: 1RB-high_offset

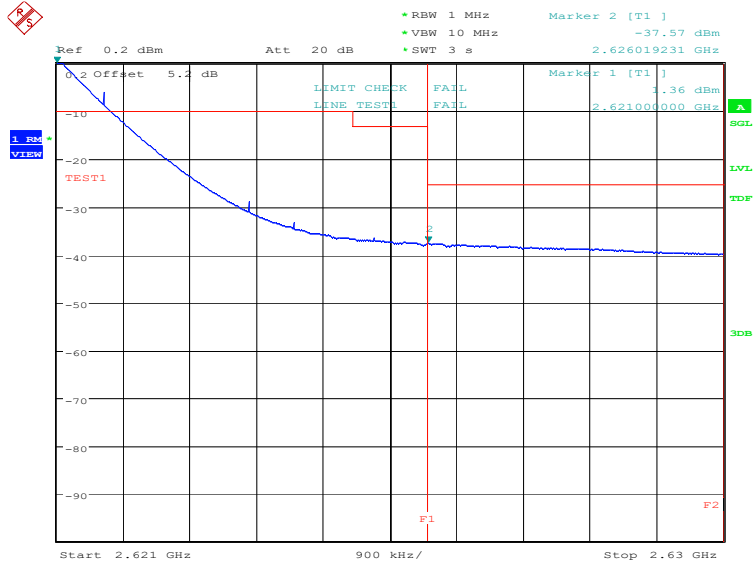


Date: 22.AUG.2022 16:09:18

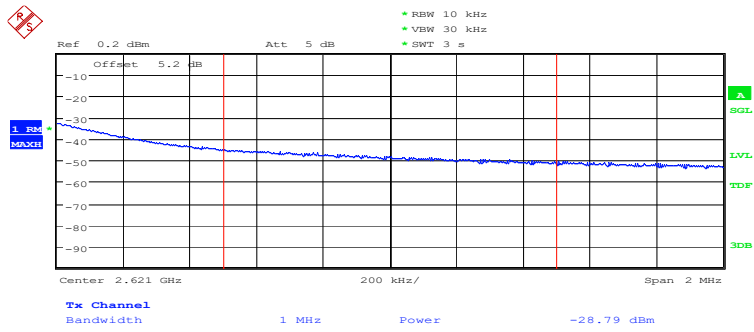
HIGH BAND EDGE BLOCK-1RB-high_offset



Date: 22.AUG.2022 16:09:59

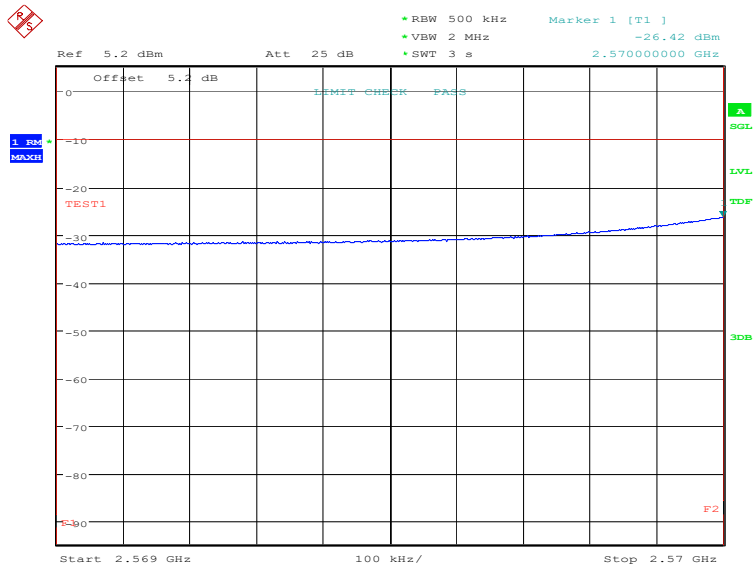


Date: 22.AUG.2022 16:10:45

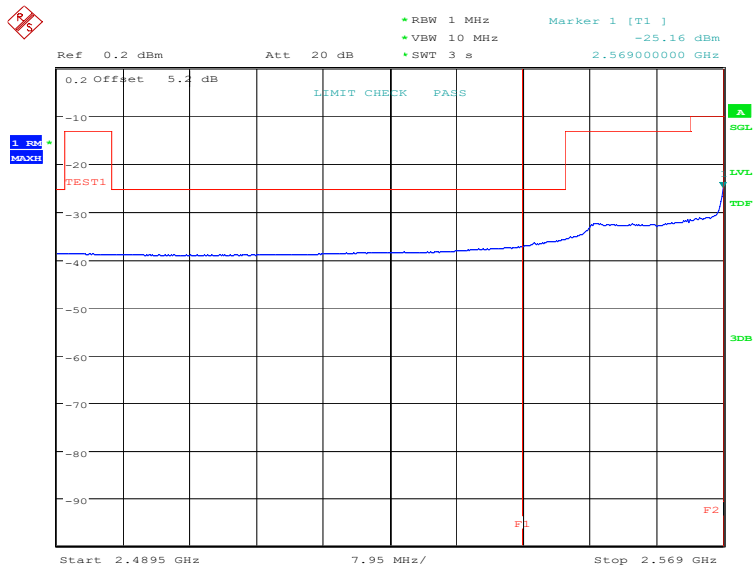


Date: 22.AUG.2022 16:11:02

LOW BAND EDGE BLOCK-20MHz-100%RB

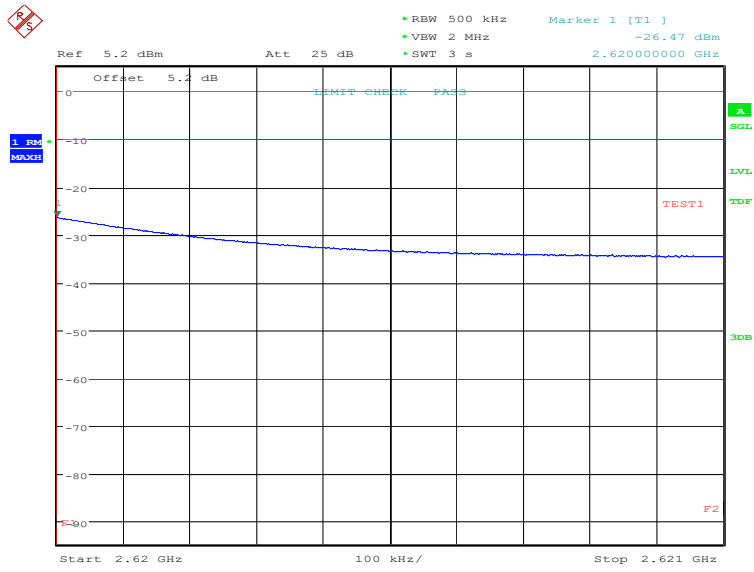


Date: 22.AUG.2022 16:06:24

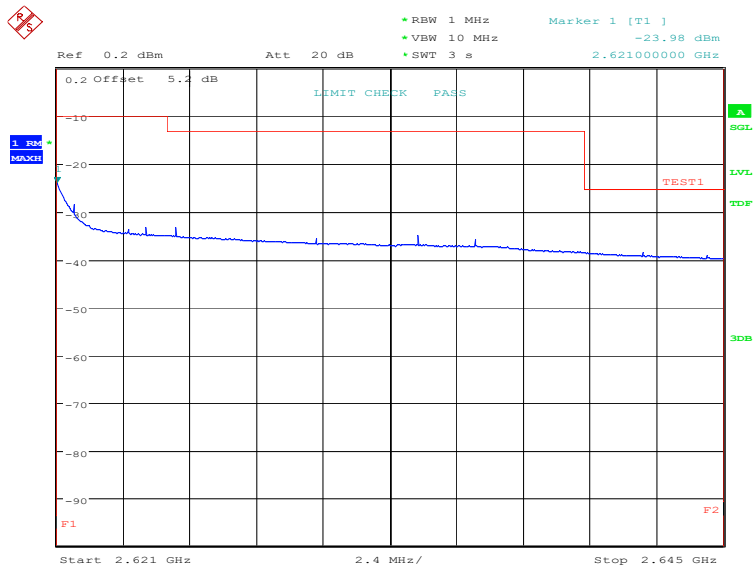


Date: 22.AUG.2022 16:07:02

HIGH BAND EDGE BLOCK-20MHz-100%RB

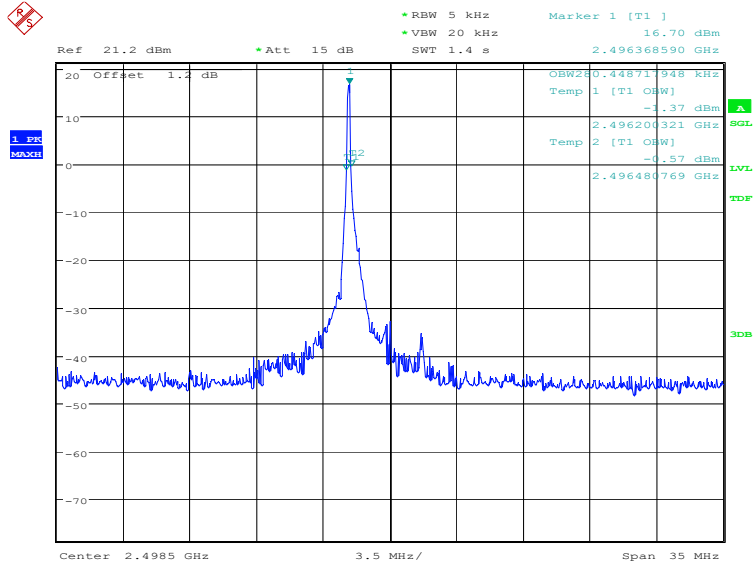


Date: 22.AUG.2022 16:14:37



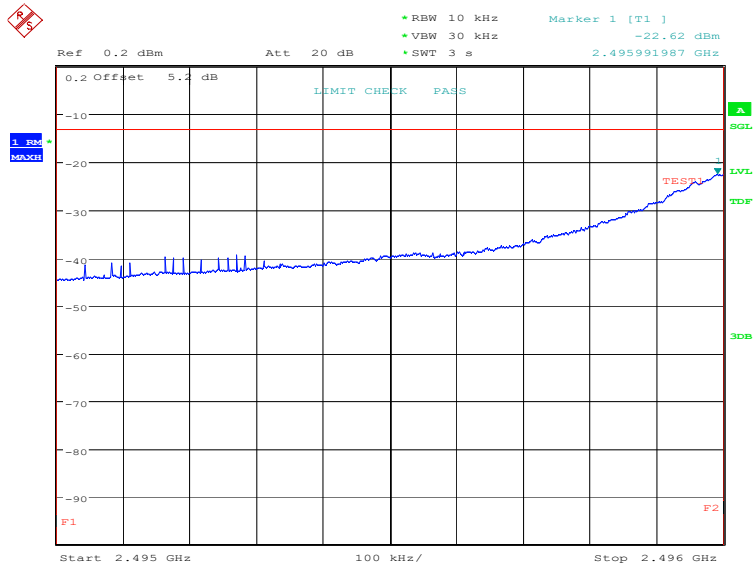
Date: 22.AUG.2022 16:15:15

LTE band 41
OBW: 1RB-low_offset

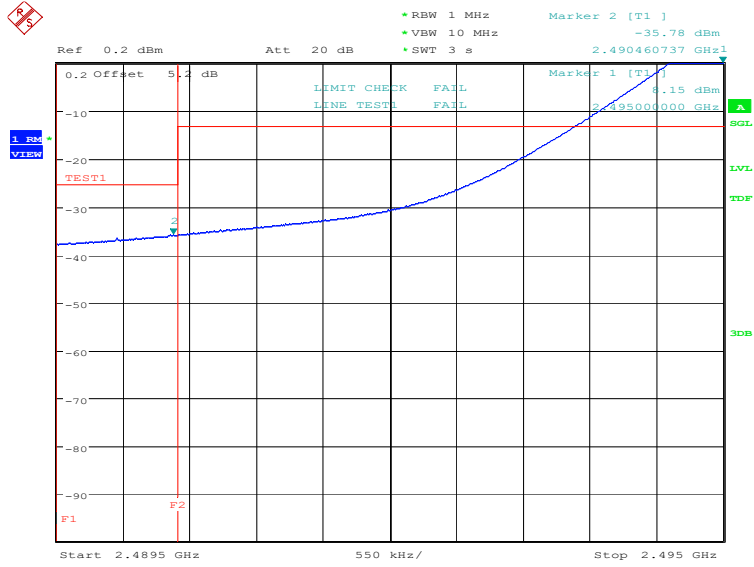


Date: 22.AUG.2022 16:17:47

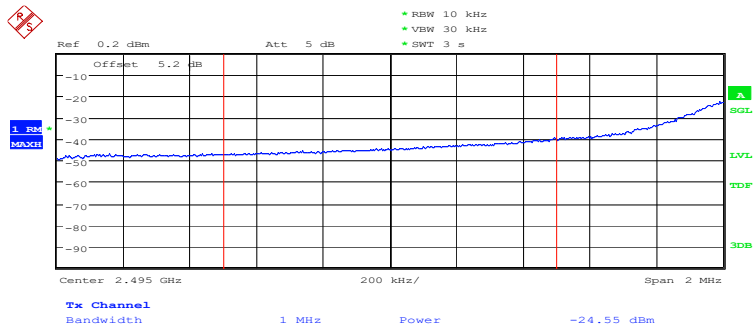
LOW BAND EDGE BLOCK-1RB-low_offset



Date: 22.AUG.2022 16:18:28

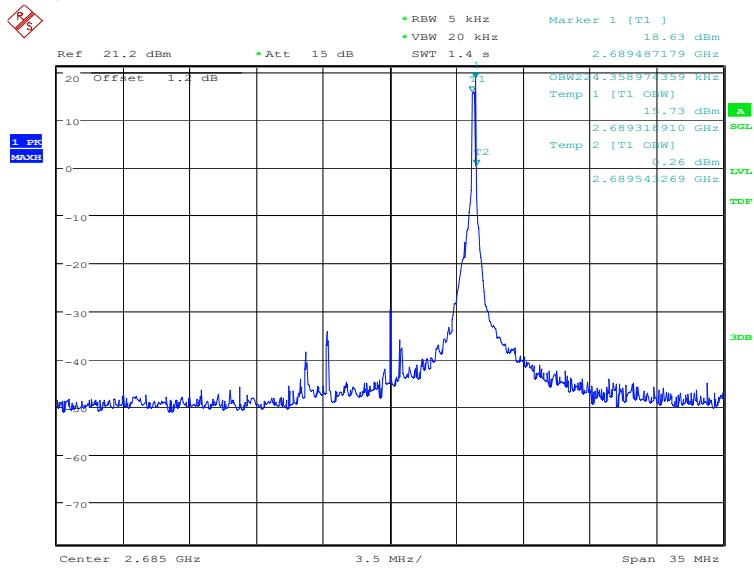


Date: 22.AUG.2022 16:19:12



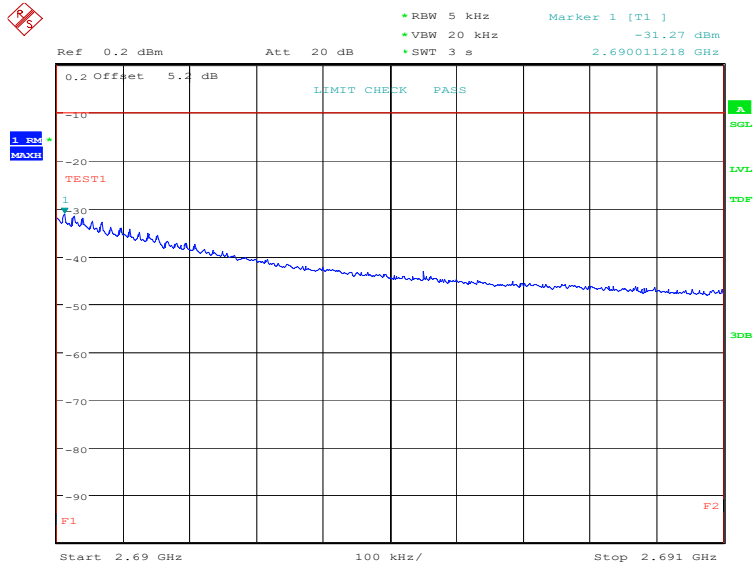
Date: 22.AUG.2022 16:19:29

OBW: 1RB-high_offset

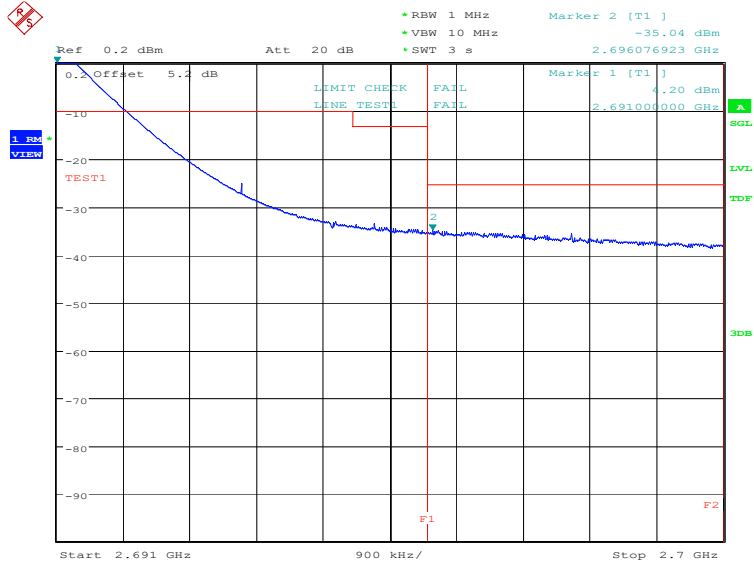


Date: 22.AUG.2022 16:20:06

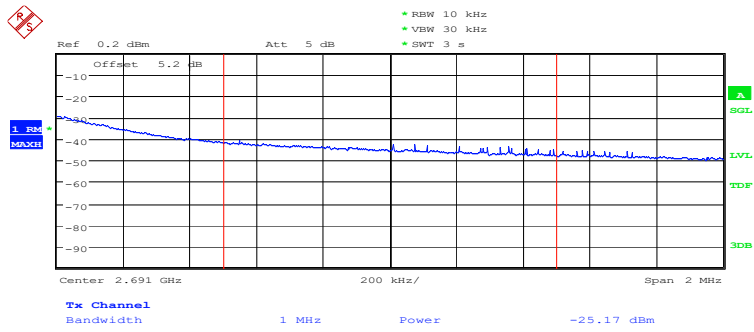
HIGH BAND EDGE BLOCK-1RB-high_offset



Date: 22.AUG.2022 16:20:47

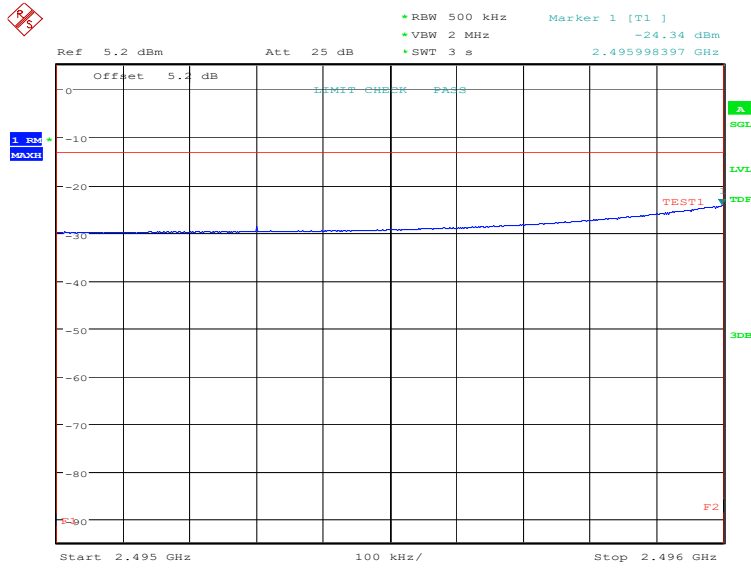


Date: 22.AUG.2022 16:21:33

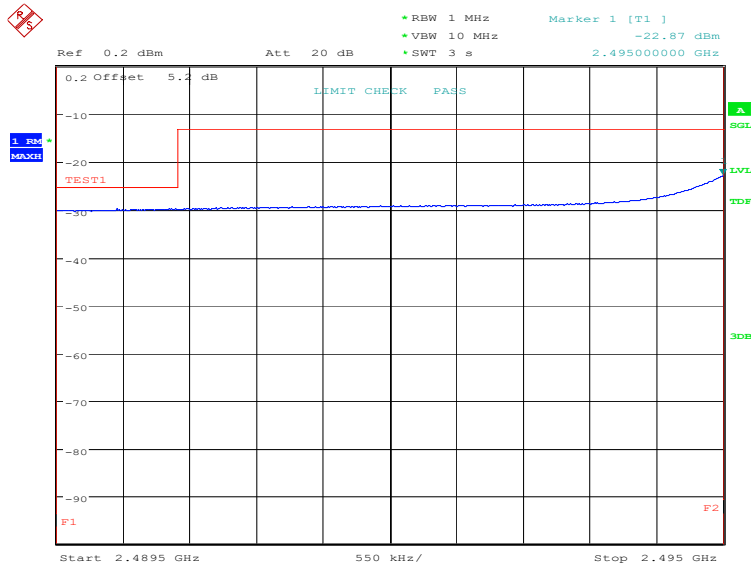


Date: 22.AUG.2022 16:21:50

LOW BAND EDGE BLOCK-20MHz-100%RB

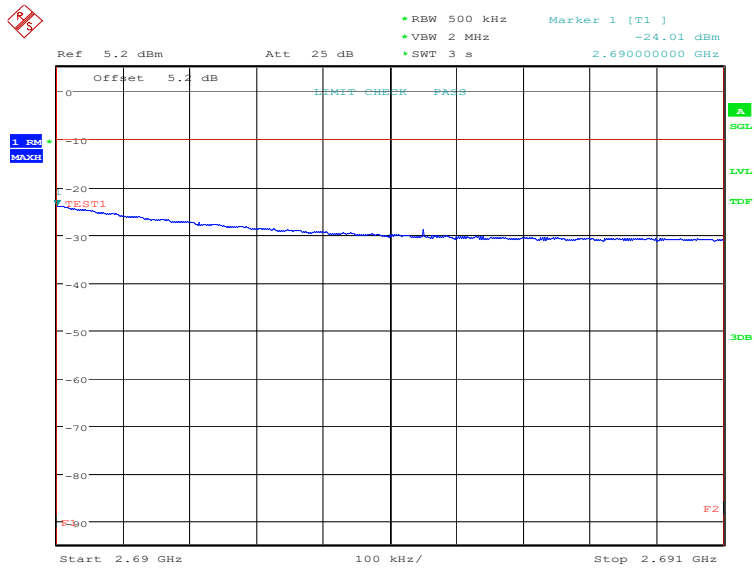


Date: 20.JUL.2022 10:13:25

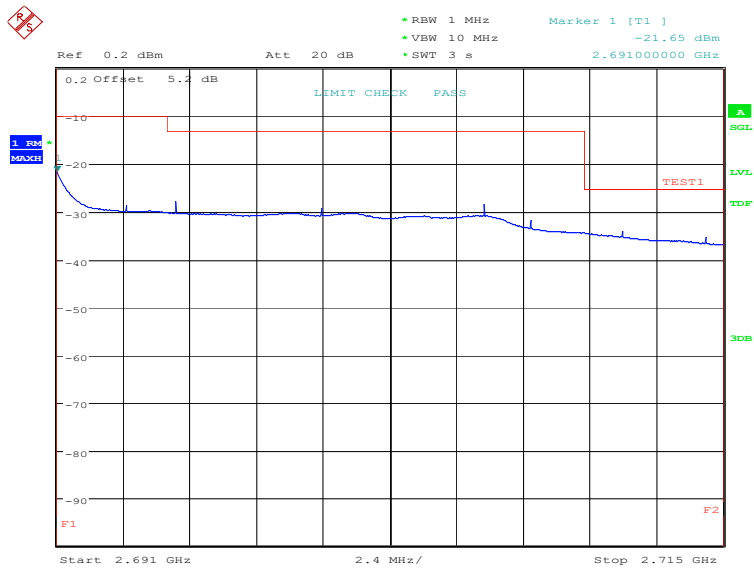


Date: 20.JUL.2022 10:14:03

HIGH BAND EDGE BLOCK-20MHz-100%RB



Date: 20.JUL.2022 10:15:56

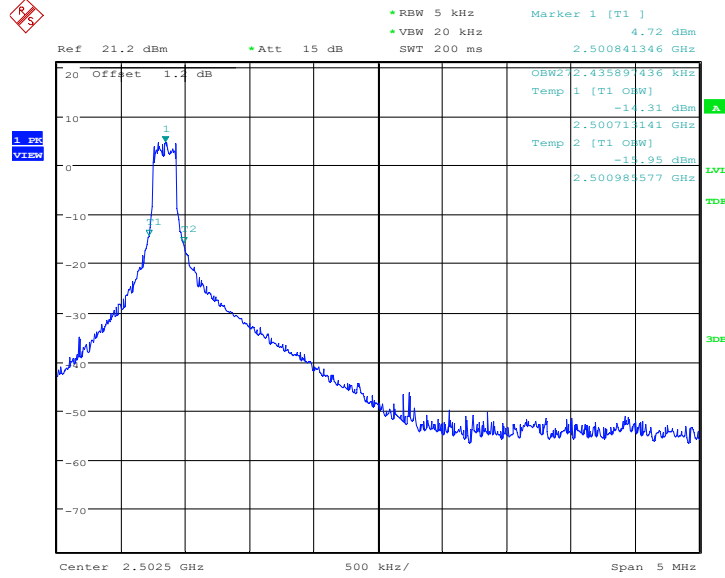


Date: 20.JUL.2022 10:16:34

LTE CA Band 7C

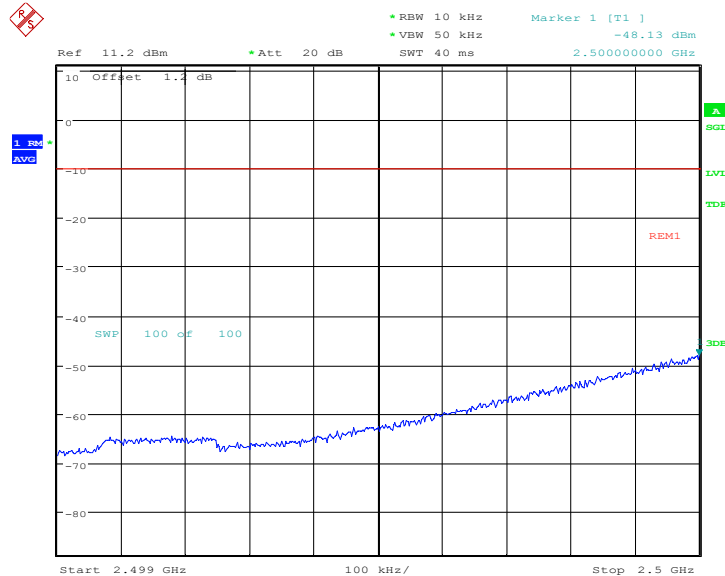
Only the worst case result is given below

OBW: 1RB-low_offset

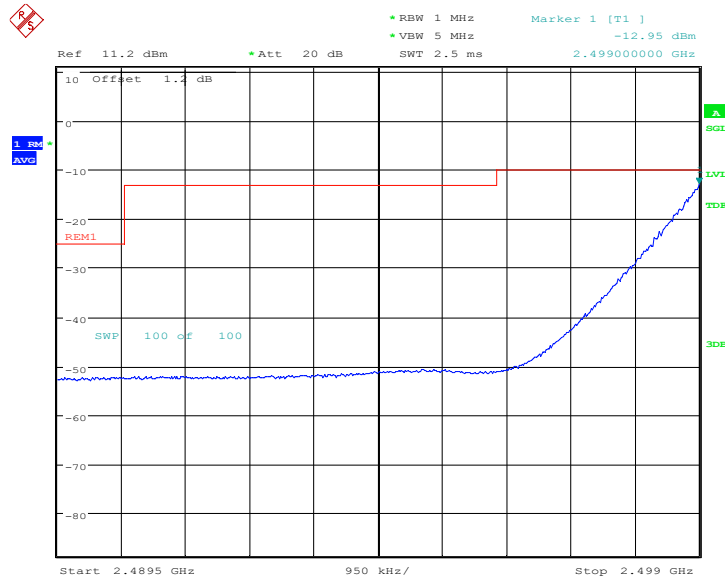


Date: 21.JUL.2022 10:31:07

LOW BAND EDGE BLOCK-15MHz+15MHz-1RB

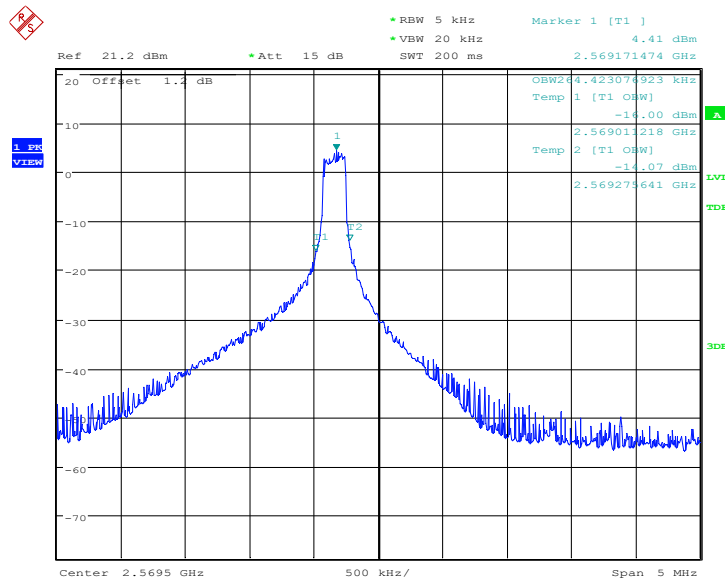


Date: 21.JUL.2022 10:31:55



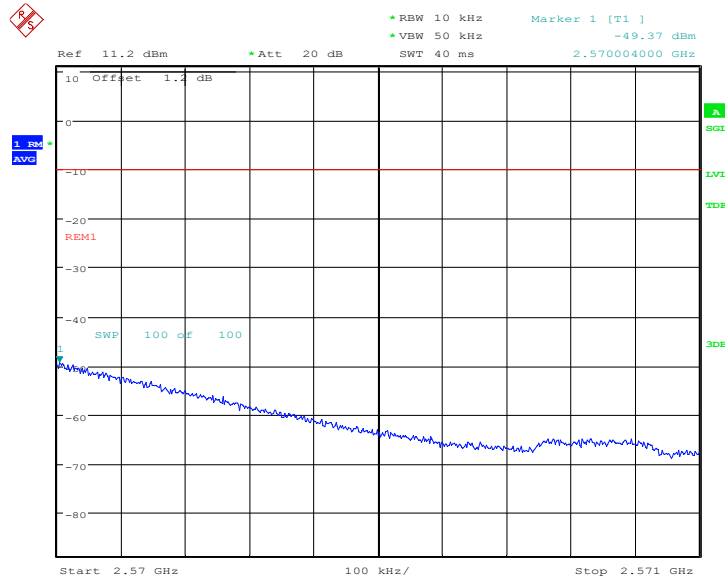
Date: 21.JUL.2022 10:32:39

OBW: 1RB-high_offset

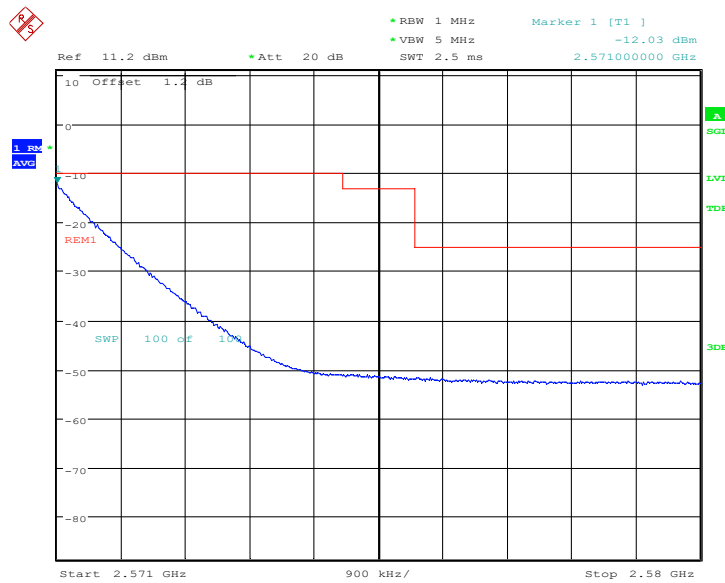


Date: 21.JUL.2022 10:33:29

HIGH BAND EDGE BLOCK-20MHz+10MHz-1RB

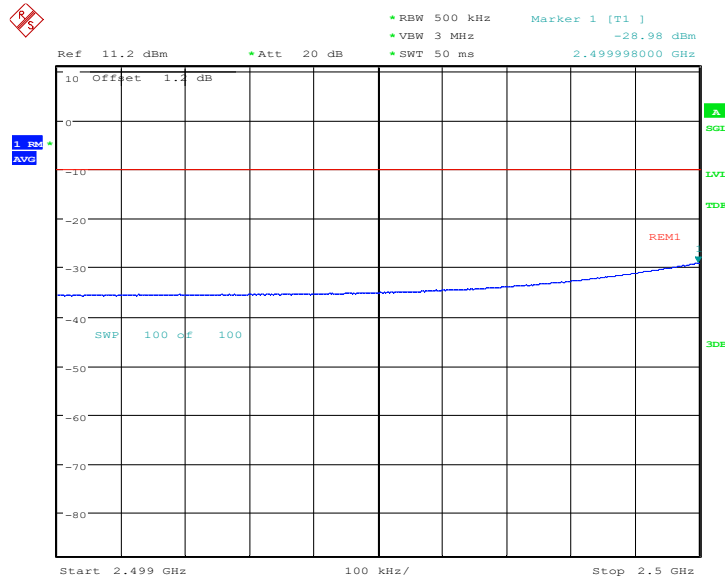


Date: 21.JUL.2022 10:34:17

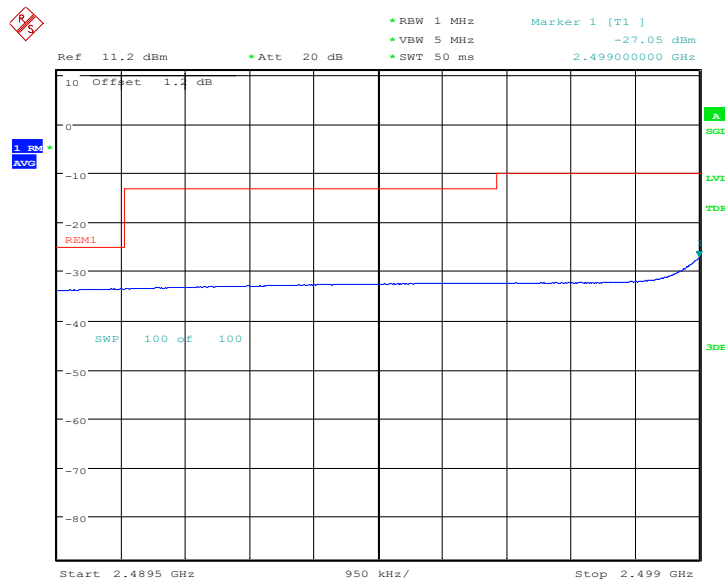


Date: 21.JUL.2022 10:35:01

LOW BAND EDGE BLOCK-20MHz-100%RB

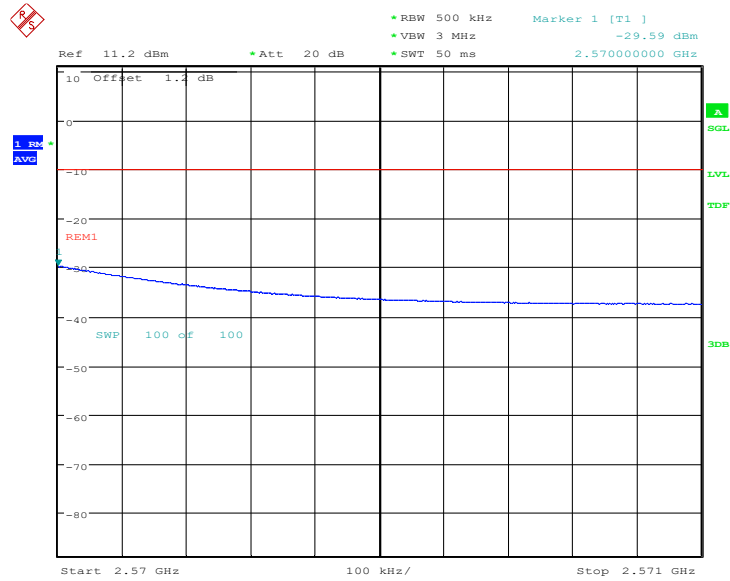


Date: 19.JUL.2022 10:10:51

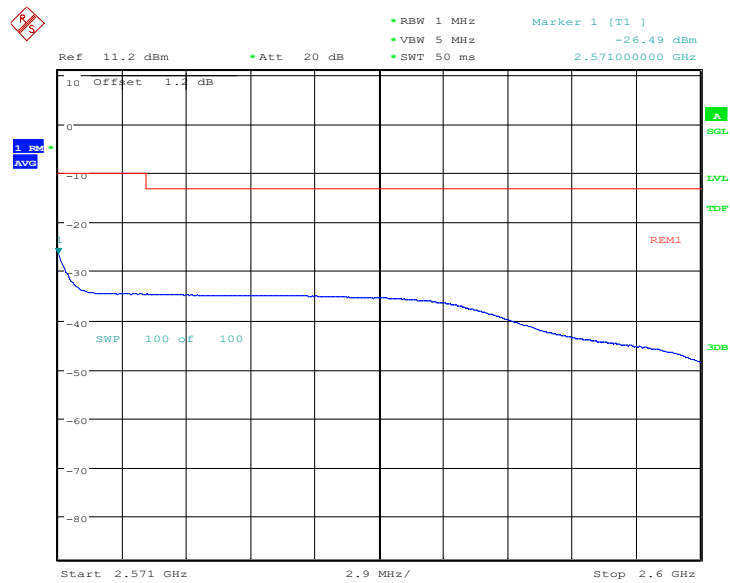


Date: 19.JUL.2022 10:11:40

HIGH BAND EDGE BLOCK-20MHz-100%RB



Date: 19.JUL.2022 10:12:56



Date: 19.JUL.2022 10:13:44

Note: Expanded measurement uncertainty is $U = 0.622$ dB, $k = 2$.

A.7 Conducted Spurious Emission

A.7.1 Measurement Method

The following steps outline the procedure used to measure the conducted emissions from the EUT.

1. In measuring unwanted emissions, the spectrum shall be investigated from 30 MHz or the lowest radio frequency signal generated in the equipment, whichever is lower, without going below 9 kHz, up to at least the frequency given below:
 - (a) If the equipment operates below 10 GHz: to the tenth harmonic of the highest fundamental frequency or to 40 GHz, whichever is lower.
 - (b) If the equipment operates at or above 10 GHz: to the fifth harmonic of the highest fundamental frequency or to 100 GHz, whichever is lower.
2. Determine EUT transmit frequencies: below outlines the band edge frequencies pertinent to conducted emissions testing.
3. The number of sweep points of spectrum analyzer is greater than $2 \times \text{span}/\text{RBW}$.

A. 7.2 Measurement Limit

Part 22.917 specifies that the power of any emission outside of the authorized operating frequency ranges must be attenuated below the transmitting power (P) by a factor of at least $43 + 10 \log(P)$ dB.

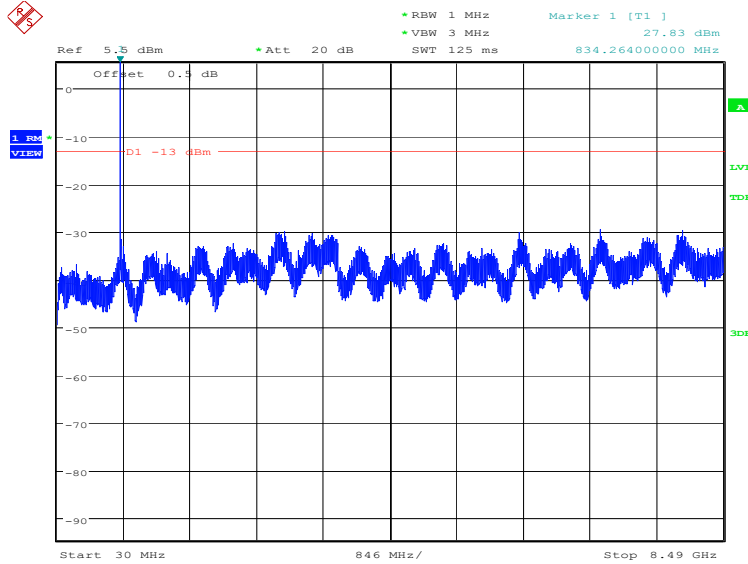
Part 27.53(m) specifies for mobile digital stations, the attenuation factor shall be not less than $40 + 10 \log(P)$ dB on all frequencies between the channel edge and 5 megahertz from the channel edge, $43 + 10 \log(P)$ dB on all frequencies between 5 megahertz and X megahertz from the channel edge, and $55 + 10 \log(P)$ dB on all frequencies more than X megahertz from the channel edge, where X is the greater of 6 megahertz or the actual emission bandwidth as defined in paragraph (m)(6) of this section. In addition, the attenuation factor shall not be less than $43 + 10 \log(P)$ dB on all frequencies between 2490.5 MHz and 2496 MHz and $55 + 10 \log(P)$ dB at or below 2490.5 MHz. Mobile Satellite Service licensees operating on frequencies below 2495 MHz may also submit a documented interference complaint against BRS licensees operating on channel BRS Channel 1 on the same terms and conditions as adjacent channel BRS or EBS licensees.

A. 7.3 Measurement result

Only the worst case result is given below

LTE band 5: 30MHz – 8.49GHz

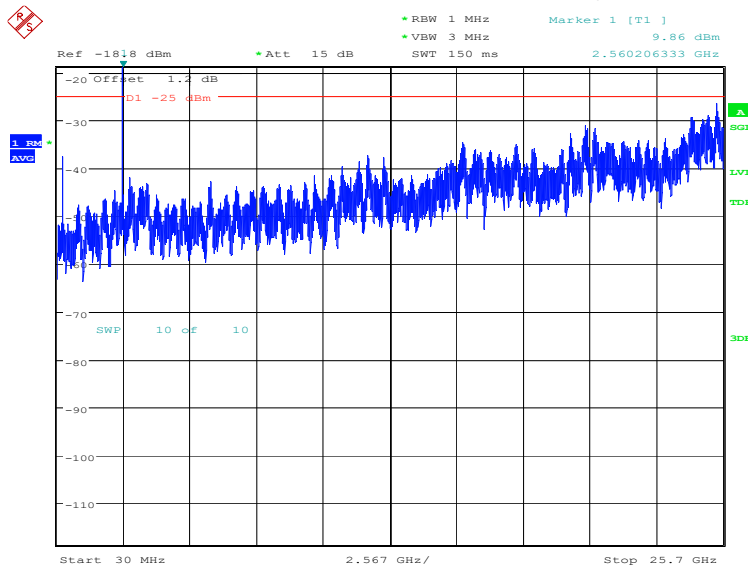
NOTE: peak above the limit line is the carrier frequency.



Date: 22.AUG.2022 16:41:48

LTE band 7: 30MHz – 25.7GHz

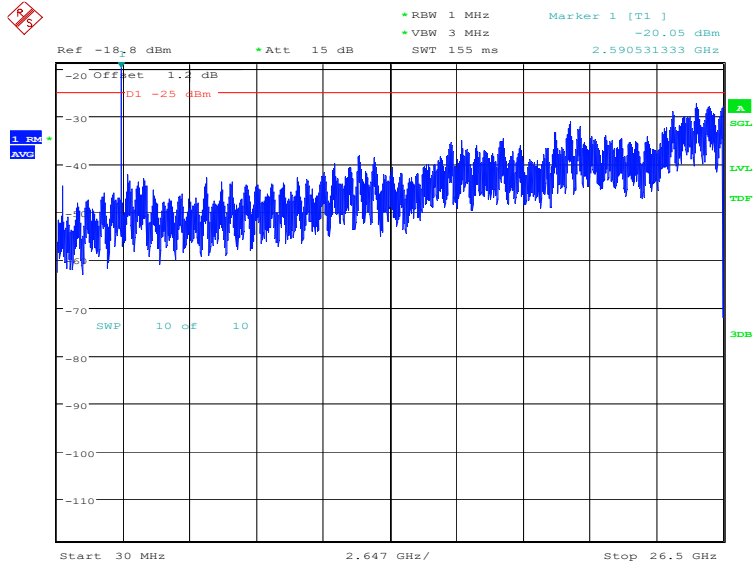
NOTE: peak above the limit line is the carrier frequency.



Date: 22.AUG.2022 16:43:03

LTE band 41: 30MHz – 26.5GHz

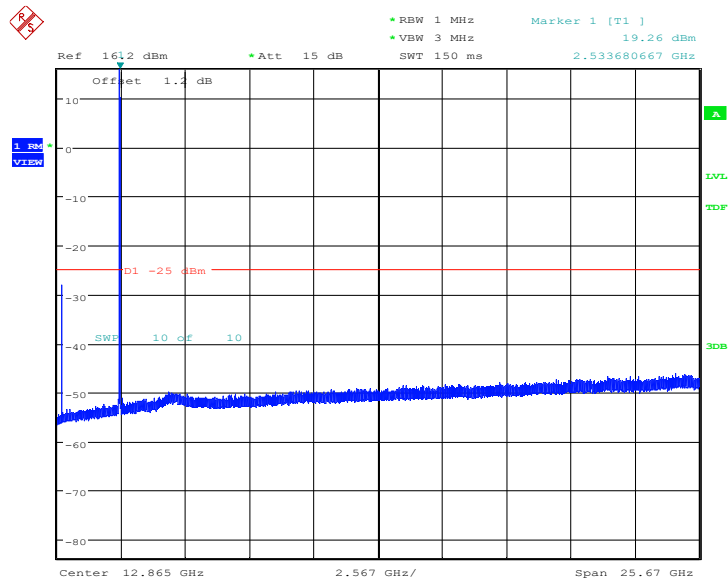
NOTE: peak above the limit line is the carrier frequency.



Date: 22.AUG.2022 16:24:49

LTE CA Band 7C: 30MHz – 25.7GHz

NOTE: peak above the limit line is the carrier frequency.



Date: 21.JUL.2022 10:38:01

Note: Expanded measurement uncertainty is $U = 0.622$ dB, $k = 2$.

A.8 Peak-to-Average Power Ratio

The peak-to-average ratio (PAR) of the transmission may not exceed 13 dB

- a) Refer to instrument's analyzer instruction manual for details on how to use the power statistics/CCDF function;
- b) Set resolution/measurement bandwidth \geq signal's occupied bandwidth;
- c) Set the number of counts to a value that stabilizes the measured CCDF curve;
- d) Record the maximum PAPR level associated with a probability of 0.1%.

LTE band 7, 20MHz

| Frequency(MHz) | PAPR(dB) | | |
|----------------|----------|-------|-------|
| 2535.0 | QPSK | 16QAM | 64QAM |
| | 6.89 | 7.40 | 7.56 |

LTE band 41, 20MHz

| Frequency (MHz) | PAPR (dB) | | |
|-----------------|-----------|-------|-------|
| 2593.0 | QPSK | 16QAM | 64QAM |
| | 8.27 | 8.94 | 8.97 |

LTE CA Band 7C, 20MHz+20MHz

| Frequency(MHz) | PAPR(dB) | | |
|----------------|----------|-------|-------|
| 2525.1 | QPSK | 16QAM | 64QAM |
| | 8.08 | 8.24 | 8.24 |

Note: Expanded measurement uncertainty is $U = 0.578$ dB, $k = 2$.

Annex B: Accreditation Certificate

| | |
|---|---|
| <p>United States Department of Commerce National Institute of Standards and Technology</p> <p>NVLAP  </p> <hr/> <p>Certificate of Accreditation to ISO/IEC 17025:2017</p> <hr/> | |
| <p>NVLAP LAB CODE: 600118-0</p> | |
| <p>Telecommunication Technology Labs, CAICT Beijing China</p> | |
| <p><i>is accredited by the National Voluntary Laboratory Accreditation Program for specific services, listed on the Scope of Accreditation, for:</i></p> | |
| <p>Electromagnetic Compatibility & Telecommunications</p> | |
| <p><i>This laboratory is accredited in accordance with the recognized International Standard ISO/IEC 17025:2017. This accreditation demonstrates technical competence for a defined scope and the operation of a laboratory quality management system (refer to joint ISO-ILAC-IAF Communique dated January 2009).</i></p> | |
| <p>2021-09-29 through 2022-09-30 <i>Effective Dates</i></p> |   <i>For the National Voluntary Laboratory Accreditation Program</i> |

*****END OF REPORT*****