



SAR TEST REPORT

No. 24T04Z100387-001

For

TCL Communication Ltd.

Mobile Hot Spot

Model Name: MW513U

With

Hardware Version: 06

Software Version: MW513U_ZZ_02.00_06

FCC ID: 2ACCJB183

Issued Date: 2024-03-05

Note:

The test results in this test report relate only to the devices specified in this report. This report shall not be reproduced except in full without the written approval of CTTL.

Test Laboratory:

CTTL, Telecommunication Technology Labs, CAICT

No. 52, Huayuan North Road, Haidian District, Beijing, P. R. China 100191.

Tel:+86(0)10-62304633-2512, Fax:+86(0)10-62304633-2504

Email: ctl_terminals@caict.ac.cn, website: www.caict.ac.cn



REPORT HISTORY

Report Number	Revision	Issue Date	Description
24T04Z100387-001	Rev.0	2024-03-05	Initial creation of test report

TABLE OF CONTENT

1 TEST LABORATORY	5
1.1. INTRODUCTION & ACCREDITATION.....	5
1.2. TESTING LOCATION	5
1.3. TESTING ENVIRONMENT	5
1.4. PROJECT DATA.....	5
1.5. SIGNATURE	5
2 STATEMENT OF COMPLIANCE	6
3 CLIENT INFORMATION	8
3.1 APPLICANT INFORMATION	8
3.2 MANUFACTURER INFORMATION	8
4 EQUIPMENT UNDER TEST (EUT) AND ANCILLARY EQUIPMENT (AE)	9
4.1 ABOUT EUT	9
4.2 INTERNAL IDENTIFICATION OF EUT USED DURING THE TEST	10
4.3 INTERNAL IDENTIFICATION OF AE USED DURING THE TEST	10
5 TEST METHODOLOGY	11
5.1 APPLICABLE LIMIT REGULATIONS	11
5.2 APPLICABLE MEASUREMENT STANDARDS.....	11
6 SMART TRANSMIT FEATURE FOR RF EXPOSURE COMPLIANCE	12
7 SPECIFIC ABSORPTION RATE (SAR).....	14
7.1 INTRODUCTION.....	14
7.2 SAR DEFINITION.....	14
8 TISSUE SIMULATING LIQUIDS	15
8.1 TARGETS FOR TISSUE SIMULATING LIQUID	15
8.2 DIELECTRIC PERFORMANCE	16
9 SYSTEM VERIFICATION	21
9.1 SYSTEM SETUP.....	21
9.2 SYSTEM VERIFICATION.....	22
9.3 PD SYSTEM PERFORMANCE CHECK RESULTS	23
10 MEASUREMENT PROCEDURES	24
10.1 TESTS TO BE PERFORMED	24
10.2 GENERAL MEASUREMENT PROCEDURE.....	26
10.4 SAR MEASUREMENT FOR LTE	27
10.5 BLUETOOTH & WI-FI MEASUREMENT PROCEDURES FOR SAR	29
10.6 POWER DRIFT.....	29
11 AREA SCAN BASED 1-G SAR.....	30
11.1 REQUIREMENT OF KDB.....	30
11.2 FAST SAR ALGORITHMS.....	30

12 CONDUCTED OUTPUT POWER.....	31
12.1 LTE MEASUREMENT RESULT	31
12.2 WI-FI AND BT MEASUREMENT RESULT	76
12.3 NR 5G MEASUREMENT RESULT.....	82
13 SIMULTANEOUS TX SAR CONSIDERATIONS.....	101
13.1 TRANSMIT ANTENNA SEPARATION DISTANCES	101
13.2 SAR MEASUREMENT POSITIONS	102
14 EVALUATION OF SIMULTANEOUS.....	103
15 SAR TEST RESULT	104
15.1 SAR RESULTS FOR 4G	106
15.2 SAR RESULTS FOR WLAN	109
15.3 SAR RESULTS FOR 5G NR.....	111
15.4 PD RESULTS	114
16 SAR MEASUREMENT VARIABILITY.....	115
17 MEASUREMENT UNCERTAINTY	117
17.1 MEASUREMENT UNCERTAINTY FOR NORMAL SAR TESTS (300MHZ~3GHZ)	117
17.2 MEASUREMENT UNCERTAINTY FOR NORMAL SAR TESTS (3~6GHZ)	118
17.3 MEASUREMENT UNCERTAINTY FOR FAST SAR TESTS (300MHZ~3GHZ)	119
17.4 MEASUREMENT UNCERTAINTY FOR FAST SAR TESTS (3~6GHZ).....	120
18 MAIN TEST INSTRUMENTS.....	122
ANNEX A GRAPH RESULTS.....	123
ANNEX B SYSTEM VERIFICATION RESULTS	153
ANNEX C SAR MEASUREMENT SETUP	167
ANNEX D POSITION OF THE WIRELESS DEVICE IN RELATION TO THE PHANTOM	173
ANNEX E EQUIVALENT MEDIA RECIPES	175
ANNEX F SYSTEM VALIDATION	176
ANNEX G PROBE CALIBRATION CERTIFICATE.....	178
ANNEX H DIPOLE CALIBRATION CERTIFICATE	229
ANNEX I SENSOR TRIGGERING DATA SUMMARY.....	313
ANNEX J SPOT CHECK	320
ANNEX K ACCREDITATION CERTIFICATE.....	341

1 Test Laboratory

1.1. Introduction & Accreditation

Telecommunication Technology Labs, CAICT is an ISO/IEC 17025:2017 accredited test laboratory under American Association for Laboratory Accreditation (A2LA) with lab code 7049.01, and is also an FCC accredited test laboratory (CN1349), and ISED accredited test laboratory (CAB identifier:CN0066). The detail accreditation scope can be found on A2LA website.

1.2. Testing Location

Location 1: CTTL(huayuan North Road)

Address: No. 52, Huayuan North Road, Haidian District, Beijing,
P. R. China 100191

1.3. Testing Environment

Normal Temperature: 15-35°C

Extreme Temperature: -10/+55°C


Relative Humidity: 20-75%

1.4. Project data

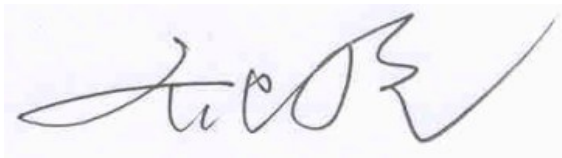
Testing Start Date: 2022-05-26

Testing End Date: 2024-03-05


1.5. Signature



Wang Meng
(Prepared this test report)



Qi Dianyuan
(Reviewed this test report)



Lu Bingsong
Deputy Director of the laboratory
(Approved this test report)

2 Statement of Compliance

This EUT is same as original product and the report of original sample is No.I22Z60940-SEM01.We do spot check on highest value point in all bands of the original report. The results of spot check are presented in the annex J.

The maximum results of SAR found during testing for TCL Communication Ltd. Mobile Hot Spot MW513U are as follows:

Table 2.1: Highest Reported SAR (1g)

Mode		Antenna	Highest Reported SAR (1g)
LTE	LTE Band 2	ANT1	1.17
	LTE Band 2	ANT3	1.19
	LTE Band 5	ANT1	0.73
	LTE Band 7	ANT1	1.10
	LTE Band 12	ANT1	0.52
	LTE Band 13	ANT1	0.74
	LTE Band 48	ANT5	0.61
	LTE Band 66	ANT1	0.99
NR	LTE Band 66	ANT3	0.63
	N2	ANT1	0.86
	N2	ANT3	0.90
	N5	ANT1	0.64
	N48	ANT5	0.56
	N66	ANT1	0.75
	N66	ANT3	1.07
	n77-L	ANT5	0.87
	n77-H	ANT5	1.13
n77-L	ANT7	1.36	
n77-H	ANT7	1.35	
WLAN 2.4 GHz		ANT9	0.08
WLAN 5 GHz			0.36
WLAN 6 GHz			<0.01
WLAN 2.4 GHz		ANT10	0.06
WLAN 5 GHz			0.66
WLAN 6 GHz			0.17
WLAN 2.4 GHz		MIMO	0.02
WLAN 5 GHz			0.24
WLAN 6 GHz			0.11

The SAR values found for the Mobile Phone are below the maximum recommended levels of 1.6 W/Kg as averaged over any 1g tissue according to the ANSI C95.1-1992.

For body operation, this device has been tested and meets FCC RF exposure guidelines when used with any accessory that contains no metal and which provides a minimum separation distance of 10/15mm between this device and the body of the user. Use of other accessories may not ensure compliance with FCC RF exposure guidelines.

The EUT battery must be fully charged and checked periodically during the test to ascertain uniform power output.

The measurement together with the test system set-up is described in annex C of this test report. A detailed description of the equipment under test can be found in chapter 4 of this test report. The highest reported SAR value is obtained at the case of **(Table 2.1)**, and the values are: **1.36 W/kg (1g)**.

Table 2.2: The sum of reported SAR values for main antenna and WiFi

	Position	Main antenna	WLAN antenna	Sum
Maximum reported SAR value for Body	Right 10mm	0.93 (N77 ANT7)	0.66 (WIFI5G ANT10)	1.59

According to the above tables, the highest sum of reported SAR values is **1.59 W/kg (1g)**. The detail for simultaneous transmission consideration is described in chapter 13.

3 Client Information

3.1 Applicant Information

Company Name:	TCL Communication Ltd.
Address/Post:	5/F, Building 22E, 22 Science Park East Avenue, Hong Kong Science Park, Shatin, NT, Hong Kong
Contact Person:	Annie Jiang
E-mail:	nianxiang.jiang@tcl.com
Telephone:	+86 755 3661 1621
Fax:	/

3.2 Manufacturer Information

Company Name:	TCL Communication Ltd.
Address/Post:	5/F, Building 22E, 22 Science Park East Avenue, Hong Kong Science Park, Shatin, NT, Hong Kong
Contact Person:	Annie Jiang
E-mail:	nianxiang.jiang@tcl.com
Telephone:	+86 755 3661 1621
Fax:	/

4 Equipment Under Test (EUT) and Ancillary Equipment (AE)

4.1 About EUT

Description:	Mobile Hot Spot	
Model name:	MW513U	
Operating mode(s):	LTE Band1/2/3/4/5/7/12/13/20/28/46/48/66 5G NR n2/5/48/66/77/n257/n260/261 Wi-Fi(2.4G), Wi-Fi(5G), Wi-Fi(6G)	
Tested Tx Frequency:	1850.7 – 1909.3 MHz (LTE Band 2)	
	824.7 – 848.3 MHz (LTE Band 5)	
	2500 – 2570 MHz (LTE Band 7)	
	699.7 – 715.3 MHz (LTE Band 12)	
	779.5 – 784.5 MHz (LTE Band 13)	
	3550 – 3700 MHz (LTE Band 48)	
	1710.7 –1779.3 MHz (LTE Band 66)	
	2412 – 2462 MHz (WLAN 2.4G)	
	5150 – 5250 MHz	WLAN 5G
	5250 – 5350 MHz	
	5500 – 5720 MHz	
	5745 – 5825 MHz	
	5925 – 6425 MHz	WLAN 6G
	6425 – 6525 MHz	
	6525 – 6875 MHz	
	6875 – 7125 MHz	
	1850 – 1910 MHz(n2)	
	824 – 849 MHz(n5)	
	1710 – 1780 MHz (n66)	
	3450 – 3550 MHz (n77L)	
3700 – 3980 MHz (n77H)		
37000– 40000 MHz (n260)		
27500– 28350 MHz (n257/261)		
Test device Production information:	Production unit	
Device type:	Portable device	
Antenna type:	Integrated antenna	

4.2 Internal Identification of EUT used during the test

EUT ID*	IMEI	HW	SW Version
EUT1	352950941178527	06	MW513U_ZZ_02.00_06
EUT2	352950941178410	06	MW513U_ZZ_02.00_06

*EUT ID: is used to identify the test sample in the lab internally.

Note: It is performed to test SAR with the EUT1 and conducted power with the EUT2.

4.3 Internal Identification of AE used during the test

AE ID*	Description	Model	SN	Manufacturer
AE1	Battery	TLi044A7	/	veken

*AE ID: is used to identify the test sample in the lab internally.

5 TEST METHODOLOGY

5.1 Applicable Limit Regulations

ANSI C95.1–1992: IEEE Standard for Safety Levels with Respect to Human Exposure to Radio Frequency Electromagnetic Fields, 3 kHz to 300 GHz.

It specifies the maximum exposure limit of **1.6 W/kg** as averaged over any 1 gram of tissue for portable devices being used within 20 cm of the user in the uncontrolled environment.

5.2 Applicable Measurement Standards

IEEE 1528–2013: Recommended Practice for Determining the Peak Spatial-Average Specific Absorption Rate (SAR) in the Human Head from Wireless Communications Devices: Measurement Techniques.

KDB447498 D01: General RF Exposure Guidance v06: Mobile and Portable Devices RF Exposure Procedures and Equipment Authorization Policies.

KDB648474 D04 Handset SAR v01r03: SAR Evaluation Considerations for Wireless Handsets.

KDB941225 D05 SAR for LTE Devices v02r05: SAR Evaluation Considerations for LTE Devices

KDB941225 D06 Hotspot Mode SAR v02r01: SAR Evaluation Procedures for Portable Devices with Wireless Router Capabilities

KDB248227 D01 802.11 Wi-Fi SAR v02r02: SAR GUIDANCE FOR IEEE 802.11 (Wi-Fi) TRANSMITTERS

KDB865664 D01 SAR measurement 100 MHz to 6 GHz v01r04: SAR Measurement Requirements for 100 MHz to 6 GHz.

KDB865664 D02 RF Exposure Reporting v01r02: RF Exposure Compliance Reporting and Documentation Considerations

April 27, 2022 TCBC Workshop: RF Exposure Procedures

6 Smart Transmit feature for RF Exposure compliance

The FCC RF exposure limit is defined based on time-averaged RF exposure. The product implements Qualcomm Smart Transmit feature which controls the instantaneous transmitting power for WWAN transmitter to ensure the product in compliance with FCC RF exposure limit over a defined time window for SAR (transmit frequency \leq 6GHz). To control and manage transmitting power in real time and to ensure at all times the time-averaged RF exposure is compliant to the regulation requirement.

The purpose of the Part 1 test in this report is to demonstrate that the device meets the FCC SAR limits when transmitting in static transmission scenario at maximum allowable time-averaged power levels. The parameters obtained from SAR characterization (referred to as SAR char, respectively) will be used as input for Smart Transmit. SAR char will be entered via the Embedded File System (EFS) to enable the Smart Transmit Feature.

WLAN/BT operations are not enabled with Smart Transmit.

Term	Description
P_{limit}	The time-averaged RF power which corresponds to SAR_design_target.
P_{max}	Maximum target power level
SAR_design_target:	The design target for SAR compliance. It should be less than regulatory power density limit to account for all device design related uncertainties.
SAR Char	P_{limit} for all the technologies/bands for all applicable DSI

Smart Transmit allows the device to transmit at higher power instantaneously, as high as P_{max} , when needed, but enforces power limiting to maintain time-averaged transmit power to P_{limit} . Below table shows P_{limit} and maximum tune up output power P_{max} configured for this EUT for various transmit conditions (Device State Index DSI).

<Plimit for supported technologies and bands>

Band	Antenna	Plimit				Pmax
		DS10		DS11		
		without wifi	with wifi	without wifi	with wifi	
LTE_B2	1	23	23	23	21	23
LTE_B2	3	23	23	23	21	23
LTE_B4	1	23	23	22.5	20.5	23
LTE_B5	1	23	23	23	23	23
LTE_B7	1	23	23	22.5	20.5	23
LTE_B12	4	23	23	23	23	23
LTE_B13	0	23	23	23	23	23
LTE_B48	5	22	22	22	22	22
LTE_B66	1	23.5	23.5	22.5	20.5	23.5
LTE_B66	3	23.5	23.5	22.5	20.5	23.5
NR5G_N2	1	23	22	22	20	23
NR5G_N2	3	23	23	23	22	23
NR5G_N5	1	23	23	23	23	23
NR5G_N48	5	22	22	22	22	22
NR5G_N66	1	23.5	23.5	22.5	20.5	23.5
NR5G_N66	3	23.5	23.5	22.5	21	23.5
NR5G_N78	5	25	23	22	20	26
NR5G_N78	7	24	22.5	22	20.5	24
NR5G_N77	5	25	23	22	20	26
NR5G_N77	7	24	22.5	22	20.5	24

*Pmax is used for RF tune up procedure. The maximum allowed output power is equal to Pmax + 1dB uncertainty.

**All Plimit power levels entered in the Table correspond to average power levels after accounting for duty cycle in the case TDD modulation schemes (for e.g., GSM & LTE TDD & NR TDD).

The max allowed output power is the Plimit + 1dB device uncertainty, and if Plimit is higher than Pmax, the device output power will be Pmax instead.

7 Specific Absorption Rate (SAR)

7.1 Introduction

SAR is related to the rate at which energy is absorbed per unit mass in an object exposed to a radio field. The SAR distribution in a biological body is complicated and is usually carried out by experimental techniques or numerical modeling. The standard recommends limits for two tiers of groups, occupational/controlled and general population/uncontrolled, based on a person's awareness and ability to exercise control over his or her exposure. In general, occupational/controlled exposure limits are higher than the limits for general population/uncontrolled.

7.2 SAR Definition

The SAR definition is the time derivative (rate) of the incremental energy (dW) absorbed by (dissipated in) an incremental mass (dm) contained in a volume element (dv) of a given density (ρ). The equation description is as below:

$$SAR = \frac{d}{dt} \left(\frac{dW}{dm} \right) = \frac{d}{dt} \left(\frac{dW}{\rho dv} \right)$$

SAR is expressed in units of Watts per kilogram (W/kg)

SAR measurement can be either related to the temperature elevation in tissue by

$$SAR = c \left(\frac{\delta T}{\delta t} \right)$$

Where: C is the specific heat capacity, δT is the temperature rise and δt is the exposure duration, or related to the electrical field in the tissue by

$$SAR = \frac{\sigma |E|^2}{\rho}$$

Where: σ is the conductivity of the tissue, ρ is the mass density of tissue and E is the RMS electrical field strength.

However for evaluating SAR of low power transmitter, electrical field measurement is typically applied.

8 Tissue Simulating Liquids

8.1 Targets for tissue simulating liquid

Table 8.1: Targets for tissue simulating liquid

Frequency(MHz)	Liquid Type	Conductivity(σ)	$\pm 10\%$ Range	Permittivity(ϵ)	$\pm 10\%$ Range
750	Head	0.89	0.80~0.98	41.94	37.75~46.13
835	Head	0.90	0.81~0.99	41.5	37.35~45.65
1750	Head	1.40	1.26~1.54	40.0	36~44
1900	Head	1.40	1.26~1.54	40.0	36~44
2450	Head	1.80	1.62~1.98	39.2	35.28~43.12
2600	Head	1.96	1.76~2.16	39.01	35.11~42.91

Table 8.2: Targets for tissue simulating liquid

Frequency(MHz)	Liquid Type	Conductivity(σ)	$\pm 5\%$ Range	Permittivity(ϵ)	$\pm 5\%$ Range
3500	Head	2.91	2.76~3.06	37.93	36.03~39.83
3700	Head	3.12	2.96~3.28	37.70	35.82~39.59
3900	Head	3.32	3.15~3.49	37.47	35.6~39.34
5250	Head	4.71	4.47~4.95	35.93	34.13~37.73
5600	Head	5.07	4.82~5.32	35.53	33.8~37.3
5750	Head	5.22	4.96~5.48	35.36	33.59~37.13
6500	Head	6.07	5.77~6.37	34.50	32.78~36.23

The dielectric constant (ϵ_r) and conductivity(σ) of typical tissue-equivalent media recipes are expected to be within $\pm 5\%$ of the required target values; but for SAR measurement systems that have implemented the SAR error compensation algorithms documented in IEEE Std 1528-2013, to automatically compensate the measured SAR results for deviations between the measured and required tissue dielectric parameters the tolerance for ϵ_r and σ may be relaxed to $\pm 10\%$. This is limited to frequencies ≤ 3 GHz.

8.2 Dielectric Performance

Table 8.3: Dielectric Performance of Tissue Simulating Liquid

Measurement Date (yyyy-mm-dd)	Type	Frequency	Permittivity ϵ	Drift (%)	Conductivity σ (S/m)	Drift (%)
2022-5-26	Head	750 MHz	45.33	8.08	0.847	-4.83
2022-5-31	Head	835 MHz	45.04	8.53	0.886	-1.56
2022-6-24	Head	1750 MHz	42.47	5.96	1.412	3.07
2022-5-27	Head	1900 MHz	42.19	5.47	1.509	7.79
2022-6-2	Head	2450 MHz	41.04	4.69	1.944	8.00
2022-6-26	Head	2600 MHz	40.71	4.36	2.073	5.77
2022-6-20	Head	3500 MHz	38.66	1.92	2.9	-0.34
2022-6-21	Head	3700 MHz	38.28	1.54	3.091	-0.93
2022-6-22	Head	3900 MHz	37.93	1.23	3.291	-0.87
2022-6-3	Head	5250 MHz	35.23	-1.95	4.796	1.83
2022-6-4	Head	5600 MHz	34.5	-2.90	5.195	2.47
2022-6-5	Head	5750 MHz	34.21	-3.25	5.367	2.82
2022-6-24	Head	6500 MHz	32.9	-4.64	6.22	2.47


Note: The liquid temperature is 22.0°C




Picture 8-1 Liquid depth in the Head Phantom (750MHz)




Picture 8-2 Liquid depth in the Head Phantom (835 MHz)




Picture 8-3 Liquid depth in the Head Phantom (1750 MHz)



Picture 8-4 Liquid depth in the Head Phantom (1900 MHz)



Picture 8-5 Liquid depth in the Head Phantom (2450MHz)




Picture 8-6 Liquid depth in the Head Phantom (2600 MHz)



Picture 8-7 Liquid depth in the Head Phantom (3GHz)



Picture 8-9 Liquid depth in the Head Phantom (5GHz)

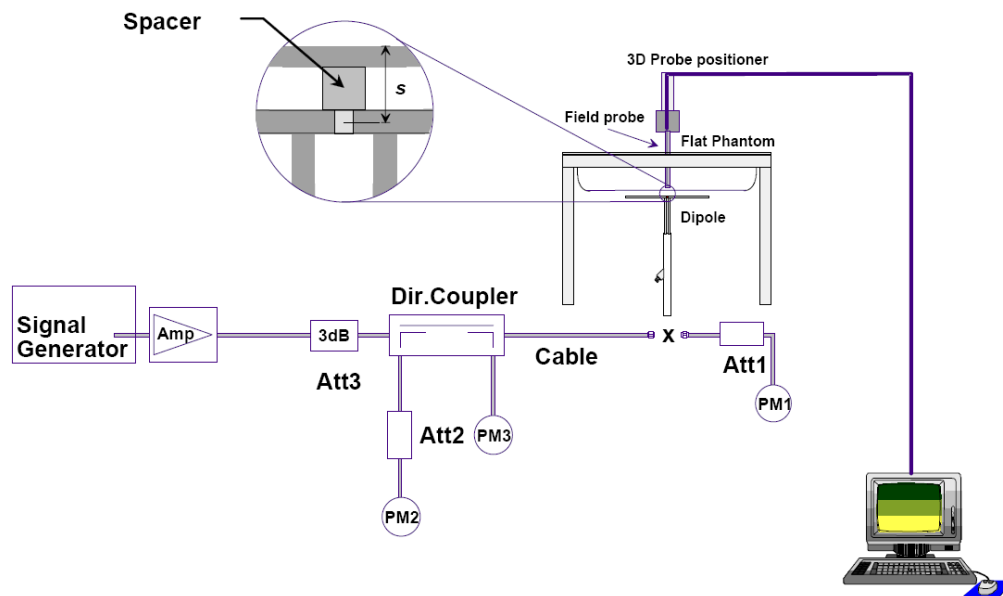


Picture 8-9 Liquid depth in the Head Phantom (6GHz)

9 System verification

9.1 System Setup

In the simplified setup for system evaluation, the DUT is replaced by a calibrated dipole and the power source is replaced by a continuous wave that comes from a signal generator. The calibrated dipole must be placed beneath the flat phantom section of the SAM twin phantom with the correct distance holder. The distance holder should touch the phantom surface with a light pressure at the reference marking and be oriented parallel to the long side of the phantom. The equipment setup is shown below:



Picture 9.1 System Setup for System Evaluation



Picture 9.2 Photo of Dipole Setup

9.2 System Verification

SAR system verification is required to confirm measurement accuracy, according to the tissue dielectric media, probe calibration points and other system operating parameters required for measuring the SAR of a test device. The system verification must be performed for each frequency band and within the valid range of each probe calibration point required for testing the device.

The system verification results are required that the area scan estimated 1-g SAR is within 3% of the zoom scan 1-g SAR. The details are presented in annex B.


Table 9.1: System Verification of Head

Measurement Date (yyyy-mm-dd)	Frequency	Target value (W/kg)		Measured value(W/kg)		Deviation	
		10 g Average	1 g Average	10 g Average	1 g Average	10 g Average	1 g Average
2022-5-26	750 MHz	5.65	8.68	5.84	8.76	3.36%	0.92%
2022-5-31	835 MHz	6.24	9.63	6.36	9.64	1.92%	0.10%
2022-6-24	1750 MHz	19.4	36.9	18.8	35.7	-2.89%	-3.20%
2022-5-27	1900 MHz	20.9	40.1	20.2	39.4	-3.16%	-1.65%
2022-6-2	2450 MHz	24.9	53.3	23.7	51.6	-4.90%	-3.19%
2022-6-26	2600 MHz	25.5	57.1	24.4	55.2	-4.47%	-3.33%
2022-6-20	3500 MHz	25.2	67.3	25.0	66.2	-0.79%	-1.63%
2022-6-21	3700 MHz	24.3	67.1	24.0	65.0	-1.23%	-3.13%
2022-6-22	3900 MHz	24.1	69.3	23.8	67.9	-1.24%	-2.02%
2022-6-3	5250 MHz	22.7	79.5	22.1	78.4	-2.64%	-1.38%
2022-6-4	5600 MHz	23.7	83.8	22.7	80.8	-4.22%	-3.58%
2022-6-5	5750 MHz	22.7	81.0	21.7	77.7	-4.41%	-4.07%
2022-6-24	6500 MHz	53.3	289.0	51.5	285.0	-3.38%	-1.38%

9.3 PD System Performance Check Results

The system was verified to be within ± 0.66 dB of the power density targets on the calibration certificate according to the test system specification in the user's manual and calibration facility recommendation. The 0.66 dB deviation threshold represents the expanded uncertainty for system performance checks using SPEAG's mmWave verification sources. The same spatial resolution and measurement region used in the source calibration was applied during the system check. The measured power density distribution of verification source was also confirmed through visual inspection to have no noticeable differences, both spatially (shape) and numerically (level) from the distribution provided by the manufacturer, per November 2017 TCBC Workshop Notes.

Date	Frequency (GHz)	5G Verification Source	Probe S/N	Distance (mm)	Measured 4cm ² (W/m ²)	Targeted 4cm ² (W/m ²)	Deviation (db)
2022/6/30	10G	10GHz_1005	9448	10	51.2	49.4	0.035



Picture 9.3 System Setup for System Evaluation

10 Measurement Procedures

10.1 Tests to be performed

In order to determine the highest value of the peak spatial-average SAR of a handset, all device positions, configurations and operational modes shall be tested for each frequency band according to steps 1 to 3 below. A flowchart of the test process is shown in picture 9.1.

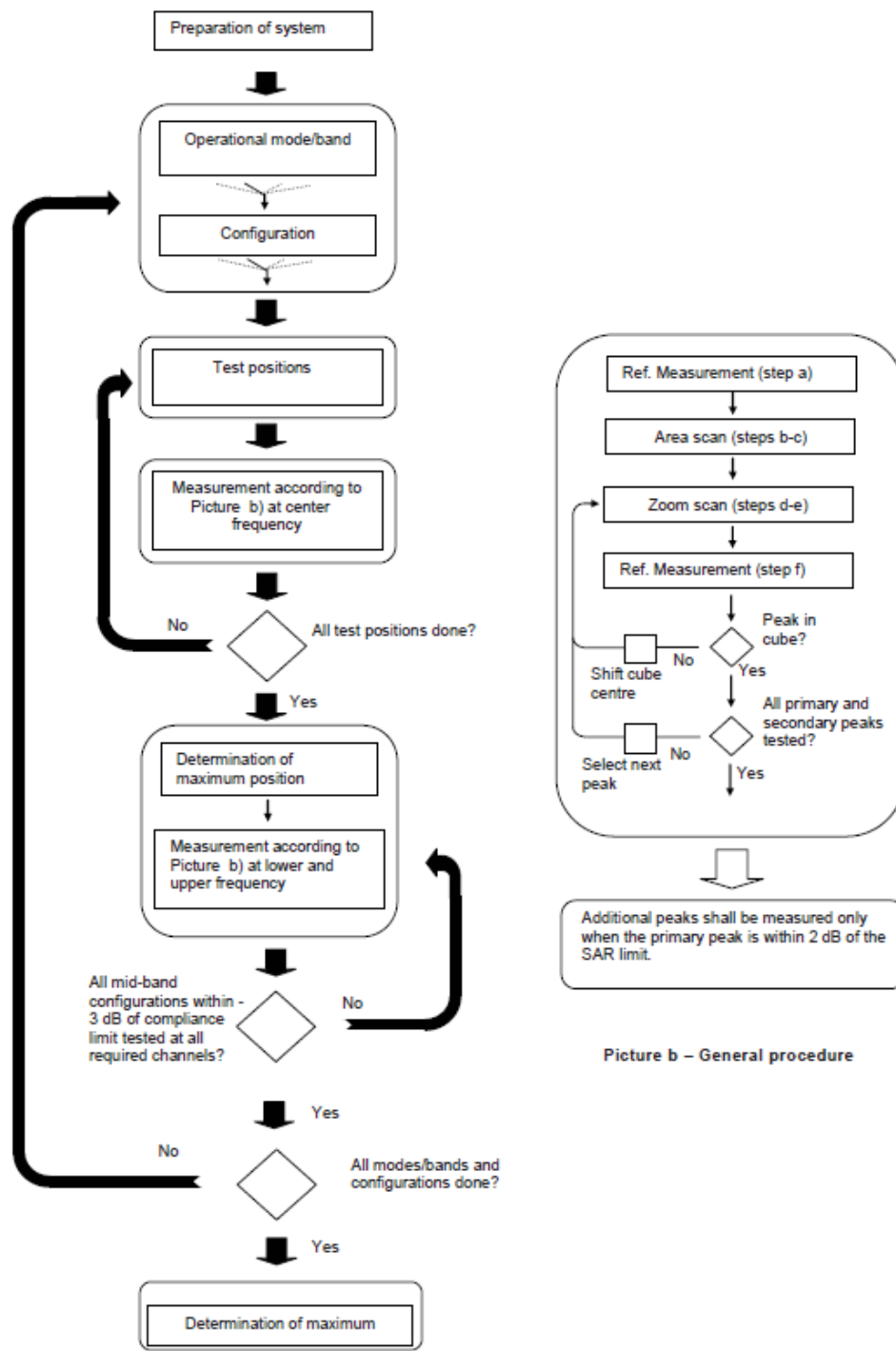
Step 1: The tests described in 9.2 shall be performed at the channel that is closest to the centre of the transmit frequency band (f_c) for:

- a) all device positions (cheek and tilt, for both left and right sides of the SAM phantom, as described in annex D),
- b) all configurations for each device position in a), e.g., antenna extended and retracted, and
- c) all operational modes, e.g., analogue and digital, for each device position in a) and configuration in b) in each frequency band.

If more than three frequencies need to be tested according to 11.1 (i.e., $N_c > 3$), then all frequencies, configurations and modes shall be tested for all of the above test conditions.

Step 2: For the condition providing highest peak spatial-average SAR determined in Step 1, perform all tests described in 9.2 at all other test frequencies, i.e., lowest and highest frequencies. In addition, for all other conditions (device position, configuration and operational mode) where the peak spatial-average SAR value determined in Step 1 is within 3 dB of the applicable SAR limit, it is recommended that all other test frequencies shall be tested as well.

Step 3: Examine all data to determine the highest value of the peak spatial-average SAR found in Steps 1 to 2.



Picture a – Tests to be performed

Picture b – General procedure

Picture 10.1 Block diagram of the tests to be performed

10.2 General Measurement Procedure

The area and zoom scan resolutions specified in the table below must be applied to the SAR measurements and fully documented in SAR reports to qualify for TCB approval. Probe boundary effect error compensation is required for measurements with the probe tip closer than half a probe tip diameter to the phantom surface. Both the probe tip diameter and sensor offset distance must satisfy measurement protocols; to ensure probe boundary effect errors are minimized and the higher fields closest to the phantom surface can be correctly measured and extrapolated to the phantom surface for computing 1-g SAR. Tolerances of the post-processing algorithms must be verified by the test laboratory for the scan resolutions used in the SAR measurements, according to the reference distribution functions specified in IEEE Std 1528-2013. The results should be documented as part of the system validation records and may be requested to support test results when all the measurement parameters in the following table are not satisfied.

		≤ 3 GHz	> 3 GHz
Maximum distance from closest measurement point (geometric center of probe sensors) to phantom surface		5 ± 1 mm	$\frac{1}{2} \cdot \delta \cdot \ln(2) \pm 0.5$ mm
Maximum probe angle from probe axis to phantom surface normal at the measurement location		$30^\circ \pm 1^\circ$	$20^\circ \pm 1^\circ$
Maximum area scan spatial resolution: $\Delta x_{Area}, \Delta y_{Area}$		≤ 2 GHz: ≤ 15 mm 2 – 3 GHz: ≤ 12 mm	3 – 4 GHz: ≤ 12 mm 4 – 6 GHz: ≤ 10 mm
		When the x or y dimension of the test device, in the measurement plane orientation, is smaller than the above, the measurement resolution must be \leq the corresponding x or y dimension of the test device with at least one measurement point on the test device.	
Maximum zoom scan spatial resolution: $\Delta x_{Zoom}, \Delta y_{Zoom}$		≤ 2 GHz: ≤ 8 mm 2 – 3 GHz: ≤ 5 mm*	3 – 4 GHz: ≤ 5 mm* 4 – 6 GHz: ≤ 4 mm*
Maximum zoom scan spatial resolution, normal to phantom surface	uniform grid: $\Delta z_{Zoom}(n)$	≤ 5 mm	3 – 4 GHz: ≤ 4 mm 4 – 5 GHz: ≤ 3 mm 5 – 6 GHz: ≤ 2 mm
	graded grid	$\Delta z_{Zoom}(1)$: between 1 st two points closest to phantom surface	≤ 4 mm
		$\Delta z_{Zoom}(n>1)$: between subsequent points	$\leq 1.5 \cdot \Delta z_{Zoom}(n-1)$
Minimum zoom scan volume	x, y, z	≥ 30 mm	3 – 4 GHz: ≥ 28 mm 4 – 5 GHz: ≥ 25 mm 5 – 6 GHz: ≥ 22 mm
Note: δ is the penetration depth of a plane-wave at normal incidence to the tissue medium; see draft standard IEEE P1528-2011 for details. * When zoom scan is required and the <i>reported</i> SAR from the area scan based 1-g SAR estimation procedures of KDB 447498 is ≤ 1.4 W/kg, ≤ 8 mm, ≤ 7 mm and ≤ 5 mm zoom scan resolution may be applied, respectively, for 2 GHz to 3 GHz, 3 GHz to 4 GHz and 4 GHz to 6 GHz.			

10.4 SAR Measurement for LTE

SAR tests for LTE are performed with a base station simulator, Rohde & Schwarz CMW500. Closed loop power control was used so the UE transmits with maximum output power during SAR testing. All powers were measured with the CMW 500.

It is performed for conducted power and SAR based on the KDB941225 D05.

SAR is evaluated separately according to the following procedures for the different test positions in each exposure condition – head, body, body-worn accessories and other use conditions. The procedures in the following subsections are applied separately to test each LTE frequency band.

1) QPSK with 1 RB allocation

Start with the largest channel bandwidth and measure SAR for QPSK with 1 RB allocation, using the RB offset and required test channel combination with the highest maximum output power among RB offsets at the upper edge, middle and lower edge of each required test channel. When the reported SAR is ≤ 0.8 W/kg, testing of the remaining RB offset configurations and required test channels is not required for 1 RB allocation; otherwise, SAR is required for the remaining required test channels and only for the RB offset configuration with the highest output power for that channel. When the reported SAR of a required test channel is > 1.45 W/kg, SAR is required for all three RB offset configurations for that required test channel.

2) QPSK with 50% RB allocation

The procedures required for 1 RB allocation in 1) are applied to measure the SAR for QPSK with 50% RB allocation.

3) QPSK with 100% RB allocation

For QPSK with 100% RB allocation, SAR is not required when the highest maximum output power for 100 % RB allocation is less than the highest maximum output power in 50% and 1 RB allocations and the highest reported SAR for 1 RB and 50% RB allocation in 1) and 2) are ≤ 0.8 W/kg. Otherwise, SAR is measured for the highest output power channel; and if the reported SAR is > 1.45 W/kg, the remaining required test channels must also be tested.

TDD test:

TDD testing is performed using guidance from FCC KDB 941225 D05 v02r05 and the SAR test guidance provided in April 2013 TCB works hop notes. TDD is tested at the highest duty factor using UL-DL configuration 0 with special subframe configuration 6 and applying the FDD LTE procedures in KDB 941225 D05 v02r05. SAR testing is performed using the extended cyclic prefix listed in 3GPP TS 36.211.

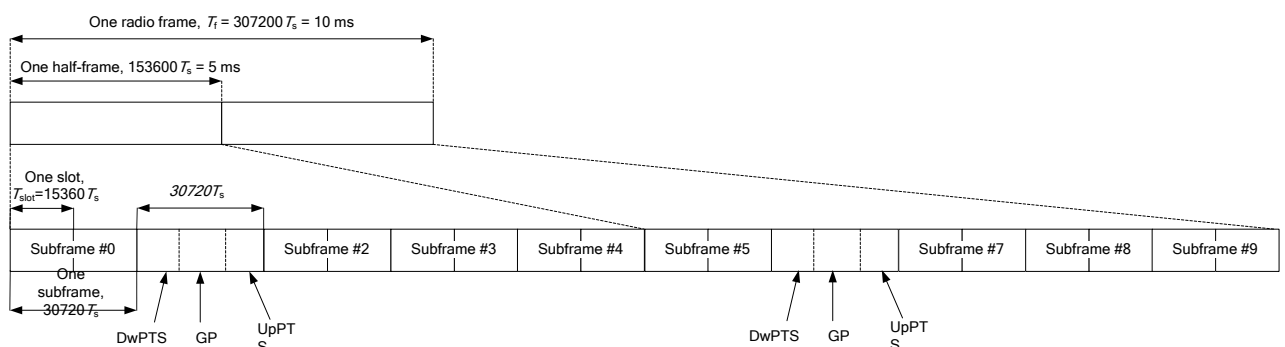


Figure 10.2: Frame structure type 2 (for 5 ms switch-point periodicity)

Table 10.1: Configuration of special subframe (lengths of DwPTS/GP/UpPTS)

Special subframe configuration	Normal cyclic prefix in downlink			Extended cyclic prefix in downlink		
	DwPTS	UpPTS		DwPTS	UpPTS	
		Normal cyclic prefix in uplink	Extended cyclic prefix in uplink		Normal cyclic prefix in uplink	Extended cyclic prefix in uplink
0	$6592 \cdot T_s$	$2192 \cdot T_s$	$2560 \cdot T_s$	$7680 \cdot T_s$	$2192 \cdot T_s$	$2560 \cdot T_s$
1	$19760 \cdot T_s$			$20480 \cdot T_s$		
2	$21952 \cdot T_s$			$23040 \cdot T_s$		
3	$24144 \cdot T_s$			$25600 \cdot T_s$		
4	$26336 \cdot T_s$	$4384 \cdot T_s$	$5120 \cdot T_s$	$7680 \cdot T_s$	$4384 \cdot T_s$	$5120 \cdot T_s$
5	$6592 \cdot T_s$			$20480 \cdot T_s$		
6	$19760 \cdot T_s$			$23040 \cdot T_s$		
7	$21952 \cdot T_s$			$12800 \cdot T_s$		
8	$24144 \cdot T_s$			-	-	-
9	$13168 \cdot T_s$			-	-	-

Table 10.2: Uplink-downlink configurations

Uplink-downlink configuration	Downlink-to-Uplink Switch-point periodicity	Subframe number										
		0	1	2	3	4	5	6	7	8	9	
0	5 ms	D	S	U	U	U	D	S	U	U	U	
1	5 ms	D	S	U	U	D	D	S	U	U	D	
2	5 ms	D	S	U	D	D	D	S	U	D	D	
3	10 ms	D	S	U	U	U	D	D	D	D	D	
4	10 ms	D	S	U	U	D	D	D	D	D	D	
5	10 ms	D	S	U	D	D	D	D	D	D	D	
6	5 ms	D	S	U	U	U	D	S	U	U	D	

Duty factor is calculated by:

$$\begin{aligned}
 \text{Duty factor} &= \text{uplink frame} \cdot 6 + \text{UpPTS} \cdot 2 / \text{one frame length} \\
 &= (30720 \cdot T_s \cdot 6 + 5120 \cdot T_s \cdot 2) / 307200 \cdot T_s \\
 &= 0.633
 \end{aligned}$$

According to the KDB 447498 D01, SAR should be evaluated at more than 3 frequencies for devices supporting transmit bands wider than 100MHz. Oct.2014 FCC-TCB conference notes (Dec. 2014 rev.) specifies the 5 test channels to use for 3GPP band 41 SAR evaluation.

10.5 Bluetooth & Wi-Fi Measurement Procedures for SAR

Normal network operating configurations are not suitable for measuring the SAR of 802.11 transmitters in general. Unpredictable fluctuations in network traffic and antenna diversity conditions can introduce undesirable variations in SAR results. The SAR for these devices should be measured using chipset based test mode software to ensure that the results are consistent and reliable.

Chipset based test mode software is hardware dependent and generally varies among manufacturers. The device operating parameters established in a test mode for SAR measurements must be identical to those programmed in production units, including output power levels, amplifier gain settings and other RF performance tuning parameters. The test frequencies should correspond to actual channel frequencies defined for domestic use. SAR for devices with switched diversity should be measured with only one antenna transmitting at a time during each SAR measurement, according to a fixed modulation and data rate. The same data pattern should be used for all measurements.

10.6 Power Drift

To control the output power stability during the SAR test, DASY4 system calculates the power drift by measuring the E-field at the same location at the beginning and at the end of the measurement for each test position. These drift values can be found in section 14 labeled as: (Power Drift [dB]). This ensures that the power drift during one measurement is within 5%.

11 Area Scan Based 1-g SAR

11.1 Requirement of KDB

According to the KDB447498 D01 v06, when the implementation is based the specific polynomial fit algorithm as presented at the 29th Bioelectromagnetics Society meeting (2007) and the estimated 1-gSAR is ≤ 1.2 W/kg, a zoom scan measurement is not required provided it is also not needed for any other purpose; for example, if the peak SAR location required for simultaneous transmission SAR test exclusion can be determined accurately by the SAR system or manually to discriminate between distinctive peaks and scattered noisy SAR distributions from area scans.

There must not be any warning or alert messages due to various measurement concerns identified by the SAR system; for example, noise in measurements, peaks too close to scan boundary, peaks are too sharp, spatial resolution and uncertainty issues etc. The SAR system verification must also demonstrate that the area scan estimated 1-g SAR is within 3% of the zoom scan 1-g SAR (See Annex B). When all the SAR results for each exposure condition in a frequency band and wireless mode are based on estimated 1-g SAR, the 1-g SAR for the highest SAR configuration must be determined by a zoom scan.

11.2 Fast SAR Algorithms

The approach is based on the area scan measurement applying a frequency dependent attenuation parameter. This attenuation parameter was empirically determined by analyzing a large number of phones. The MOTOROLA FAST SAR was developed and validated by the MOTOROLA Research Group in Ft. Lauderdale.

In the initial study, an approximation algorithm based on Linear fit was developed. The accuracy of the algorithm has been demonstrated across a broad frequency range (136-2450 MHz) and for both 1- and 10-g averaged SAR using a sample of 264 SAR measurements from 55 wireless handsets. For the sample size studied, the root-mean-squared errors of the algorithm are 1.2% and 5.8% for 1- and 10-g averaged SAR, respectively. The paper describing the algorithm in detail is expected to be published in August 2004 within the Special Issue of Transactions on MTT.

In the second step, the same research group optimized the fitting algorithm to an Polynomial fit whereby the frequency validity was extended to cover the range 30-6000MHz. Details of this study can be found in the BEMS 2007 Proceedings.

Both algorithms are implemented in DASY software.

12 Conducted Output Power

All conducted power measurements for 4G WWAN technologies and bands in this section were performed by setting Reserve_power_margin (Qualcomm® Smart Transmit EFS entry) to 0dB, so that the EUT transmits continuously at minimum (Plimit, maximum tune up output power Pmax). The details of test scenarios categorization in the table below

Sensor deactive (Body scenario)		Sensor active (Body scenario)		Full Power
Plimit				Pmax
DSI0		DSI1		
WIFI ON	WIFI OFF	WIFI ON	WIFI OFF	

12.1 LTE Measurement result

The tune up for LTE-DSI0 (WIFI ON/OFF)/ DSI1 (WIFI OFF)

Band	Tune up
LTE Band 2(ANT1)	24
LTE Band 2(ANT3)	24

The tune up for LTE-DSI1 (WIFI ON)

Band	Tune up
LTE Band 2(ANT1)	22
LTE Band 2(ANT3)	22

The tune up for LTE-DSI0 / DSI1

Band	Tune up
LTE Band 5	24
LTE Band 12	24
LTE Band 13	24
LTE Band 48	23

The tune up for LTE-DSI0 (WIFI ON/OFF)

Band	Tune up
LTE Band 7	24
LTE Band 66(ANT1)	24
LTE Band 66(ANT3)	24.5

The tune up for LTE-DSI1 (WIFI ON)

Band	Tune up
LTE Band 7	21.5
LTE Band 66(ANT1)	21.5
LTE Band 66(ANT3)	21.5

The tune up for LTE–DS11 (WIFI OFF)

Band	Tune up
LTE Band 7	23.5
LTE Band 66(ANT1)	23.5
LTE Band 66(ANT3)	23.5

Maximum Power Reduction (MPR) for LTE

Modulation	Channel bandwidth / Transmission bandwidth configuration [RB]						MPR (dB)
	1.4	3	5	10	15	20	
	MHz	MHz	MHz	MHz	MHz	MHz	
QPSK	> 5	> 4	> 8	> 12	> 16	> 18	1
16 QAM	≤ 5	≤ 4	≤ 8	≤ 12	≤ 16	≤ 18	1
16 QAM	> 5	> 4	> 8	> 12	> 16	> 18	2
64 QAM	≤ 5	≤ 4	≤ 8	≤ 12	≤ 16	≤ 18	3
64 QAM	> 5	> 4	> 8	> 12	> 16	> 18	3
256 QAM	≤ 5	≤ 4	≤ 8	≤ 12	≤ 16	≤ 18	5
256 QAM	> 5	> 4	> 8	> 12	> 16	> 18	5

LTE Band2 ANT1 DS10 (WIFI ON/OFF)/ DS11 (WIFI OFF)

BANDWIDTH	Number of RBs	Frequency	QPSK	16QAM	64QAM	256QAM	
1.4MHz	1RB-High (5)	1909.3 (19193)	22.91	22.49	21.12	18.82	
		1880 (18900)	23.03	22.54	21.17	18.87	
		1850.7 (18607)	22.69	22.14	20.89	18.61	
	1RB-Middle (3)	1909.3 (19193)	23.07	22.36	21.25	18.94	
		1880 (18900)	23.08	22.35	21.25	18.94	
		1850.7 (18607)	22.83	22.25	21.11	18.81	
	1RB-Low (0)	1909.3 (19193)	22.82	22.23	21.08	18.78	
		1880 (18900)	22.96	22.55	21.29	18.98	
		1850.7 (18607)	22.73	22.05	20.85	18.57	
	3RB-High (3)	1909.3 (19193)	22.95	22.14	21.23	18.92	
		1880 (18900)	23.03	22.23	21.15	18.85	
		1850.7 (18607)	22.74	21.95	20.88	18.60	
	3RB-Middle (1)	1909.3 (19193)	22.98	22.05	21.22	18.91	
		1880 (18900)	23.05	22.17	21.18	18.87	
		1850.7 (18607)	22.77	21.82	20.92	18.64	
	3RB-Low (0)	1909.3 (19193)	22.97	22.16	21.19	18.88	
		1880 (18900)	23.04	22.22	21.17	18.87	
		1850.7 (18607)	22.83	21.94	20.89	18.61	
	6RB (0)	1909.3 (19193)	22.00	21.11	20.10	18.39	
		1880 (18900)	22.01	21.18	20.13	18.41	
		1850.7 (18607)	21.77	20.79	19.86	18.17	
	3MHz	1RB-High (14)	1908.5 (19185)	23.01	22.32	21.11	18.81
			1880 (18900)	22.94	22.25	21.20	18.89
			1851.5 (18615)	22.73	22.06	20.95	18.66
		1RB-Middle (7)	1908.5 (19185)	23.00	22.42	21.21	18.90
			1880 (18900)	23.02	22.19	21.35	18.94
			1851.5 (18615)	22.78	22.06	21.12	18.82
1RB-Low (0)		1908.5 (19185)	22.89	22.29	21.16	18.86	
		1880 (18900)	22.98	22.22	21.06	18.76	
		1851.5 (18615)	22.65	21.98	21.02	18.73	
8RB-High (7)		1908.5 (19185)	22.02	21.11	20.09	18.38	
		1880 (18900)	22.10	21.18	20.10	18.39	
		1851.5 (18615)	21.85	20.94	19.93	18.23	
8RB-Middle (4)		1908.5 (19185)	22.02	21.11	20.09	18.38	
		1880 (18900)	22.00	21.05	20.12	18.40	
		1851.5 (18615)	21.79	20.92	19.90	18.20	
8RB-Low (0)		1908.5 (19185)	21.95	21.14	20.13	18.41	
		1880 (18900)	21.99	21.09	19.99	18.29	
		1851.5 (18615)	21.78	20.87	19.89	18.19	
15RB (0)		1908.5 (19185)	22.01	20.98	20.12	18.40	
		1880 (18900)	22.00	21.00	20.04	18.33	
		1851.5 (18615)	21.86	20.80	19.79	18.10	

5MHz	1RB-High (24)	1907.5 (19175)	22.86	22.17	21.24	18.93	
		1880 (18900)	22.97	22.45	21.23	18.92	
		1852.5 (18625)	22.68	22.15	21.02	18.73	
	1RB-Middle (12)	1907.5 (19175)	22.93	22.42	21.18	18.87	
		1880 (18900)	22.99	22.44	21.23	18.92	
		1852.5 (18625)	22.83	22.14	20.93	18.65	
	1RB-Low (0)	1907.5 (19175)	22.86	22.20	21.09	18.79	
		1880 (18900)	22.97	22.33	21.16	18.86	
		1852.5 (18625)	22.67	22.07	20.94	18.65	
	12RB-High (13)	1907.5 (19175)	22.00	21.07	20.13	18.41	
		1880 (18900)	22.03	21.08	20.09	18.38	
		1852.5 (18625)	21.79	20.91	19.95	18.25	
	12RB-Middle (6)	1907.5 (19175)	22.02	21.09	20.14	18.42	
		1880 (18900)	21.98	21.08	20.10	18.39	
		1852.5 (18625)	21.79	20.82	19.97	18.27	
	12RB-Low (0)	1907.5 (19175)	21.97	21.03	20.10	18.39	
		1880 (18900)	21.93	20.97	20.03	18.32	
		1852.5 (18625)	21.71	20.77	19.83	18.14	
	25RB (0)	1907.5 (19175)	21.96	21.03	20.08	18.37	
		1880 (18900)	22.01	20.93	20.04	18.33	
		1852.5 (18625)	21.73	20.80	19.88	18.19	
	10MHz	1RB-High (49)	1905 (19150)	22.75	22.36	21.12	18.82
			1880 (18900)	22.85	22.40	21.06	18.76
			1855 (18650)	22.73	22.13	21.03	18.74
1RB-Middle (24)		1905 (19150)	22.88	22.26	20.99	18.70	
		1880 (18900)	22.90	22.36	21.22	18.91	
		1855 (18650)	22.72	22.01	20.93	18.65	
1RB-Low (0)		1905 (19150)	22.80	22.40	21.10	18.80	
		1880 (18900)	22.94	22.49	21.10	18.80	
		1855 (18650)	22.59	22.12	20.90	18.62	
25RB-High (25)		1905 (19150)	21.90	20.96	20.04	18.33	
		1880 (18900)	21.91	21.05	20.09	18.38	
		1855 (18650)	21.71	20.75	19.86	18.17	
25RB-Middle (12)		1905 (19150)	21.89	20.95	20.03	18.32	
		1880 (18900)	21.90	20.96	20.00	18.30	
		1855 (18650)	21.76	20.89	19.89	18.19	
25RB-Low (0)		1905 (19150)	21.79	20.90	19.94	18.24	
		1880 (18900)	21.86	20.93	20.04	18.33	
		1855 (18650)	21.71	20.71	19.80	18.11	
50RB (0)		1905 (19150)	21.79	20.90	19.99	18.29	
		1880 (18900)	21.83	20.97	19.99	18.29	
		1855 (18650)	21.70	20.80	19.83	18.14	

15MHz	1RB-High (74)	1902.5 (19125)	22.63	22.04	21.29	18.98	
		1880 (18900)	22.67	21.96	21.45	18.94	
		1857.5 (18675)	22.50	21.91	20.45	18.71	
	1RB-Middle (37)	1902.5 (19125)	22.68	22.09	21.31	18.99	
		1880 (18900)	22.75	22.06	21.51	18.96	
		1857.5 (18675)	22.54	21.85	20.38	18.74	
	1RB-Low (0)	1902.5 (19125)	22.50	21.86	21.21	18.90	
		1880 (18900)	22.62	21.84	21.46	18.93	
		1857.5 (18675)	22.51	21.84	20.12	18.74	
	36RB-High (38)	1902.5 (19125)	21.76	20.76	20.36	18.62	
		1880 (18900)	21.86	20.96	20.42	18.68	
		1857.5 (18675)	21.66	20.75	19.28	18.32	
	36RB-Middle (19)	1902.5 (19125)	21.59	20.71	20.30	18.57	
		1880 (18900)	21.65	20.78	20.25	18.52	
		1857.5 (18675)	21.62	20.71	19.25	18.34	
	36RB-Low (0)	1902.5 (19125)	21.68	20.75	20.23	18.51	
		1880 (18900)	21.72	20.78	20.22	18.50	
		1857.5 (18675)	21.52	20.55	19.08	18.45	
	75RB (0)	1902.5 (19125)	21.63	20.72	20.26	18.53	
		1880 (18900)	21.73	20.78	20.29	18.56	
		1857.5 (18675)	21.66	20.71	19.13	18.51	
	20MHz	1RB-High (99)	1900 (19100)	22.66	21.90	21.09	18.79
			1880 (18900)	22.60	21.84	21.02	18.73
			1860 (18700)	22.59	21.92	20.76	18.84
		1RB-Middle (50)	1900 (19100)	22.63	22.20	20.97	18.68
			1880 (18900)	22.70	22.07	20.88	18.60
			1860 (18700)	22.56	21.71	20.71	18.54
1RB-Low (0)		1900 (19100)	22.66	21.96	20.98	18.69	
		1880 (18900)	22.53	21.89	20.99	18.70	
		1860 (18700)	22.45	21.81	20.62	18.56	
50RB-High (50)		1900 (19100)	21.76	20.83	19.82	18.13	
		1880 (18900)	21.79	20.88	19.93	18.23	
		1860 (18700)	21.62	20.73	19.68	18.00	
50RB-Middle (25)		1900 (19100)	21.75	20.82	19.84	18.15	
		1880 (18900)	21.72	20.77	19.77	18.08	
		1860 (18700)	21.61	20.72	19.69	18.01	
50RB-Low (0)		1900 (19100)	21.73	20.74	19.85	18.16	
		1880 (18900)	21.73	20.75	19.82	18.13	
		1860 (18700)	21.56	20.62	19.64	18.76	
100RB (0)		1900 (19100)	21.79	20.83	19.90	18.20	
		1880 (18900)	21.68	20.78	19.81	18.12	
		1860 (18700)	21.63	20.76	19.71	18.03	

LTE Band2 ANT1 DSI1 (WIFI ON)

BANDWIDTH	Number of RBs	Frequency	QPSK	16QAM	64QAM	256QAM
1.4MHz	1RB-High (5)	1909.3 (19193)	20.80	21.41	21.30	17.82
		1880 (18900)	21.19	20.97	20.82	17.42
		1850.7 (18607)	20.84	21.19	21.60	18.08
	1RB-Middle (3)	1909.3 (19193)	21.18	20.98	21.38	17.89
		1880 (18900)	21.17	21.55	21.57	18.05
		1850.7 (18607)	21.15	21.36	21.08	17.64
	1RB-Low (0)	1909.3 (19193)	21.06	20.97	20.76	17.37
		1880 (18900)	20.51	21.36	21.38	17.89
		1850.7 (18607)	21.29	21.55	21.37	17.88
	3RB-High (3)	1909.3 (19193)	20.66	21.37	21.37	17.88
		1880 (18900)	21.16	20.94	21.32	17.84
		1850.7 (18607)	20.92	21.55	21.03	17.60
	3RB-Middle (1)	1909.3 (19193)	21.24	21.36	20.80	17.41
		1880 (18900)	21.22	21.41	21.25	17.78
		1850.7 (18607)	21.36	21.38	21.60	18.08
	3RB-Low (0)	1909.3 (19193)	21.17	20.86	21.27	17.80
		1880 (18900)	20.41	21.48	20.68	17.31
		1850.7 (18607)	21.41	21.51	21.48	17.98
	6RB (0)	1909.3 (19193)	20.49	21.26	20.35	17.03
		1880 (18900)	21.22	20.68	21.23	17.77
		1850.7 (18607)	20.97	21.55	21.46	17.96
3MHz	1RB-High (14)	1908.5 (19185)	20.27	21.58	21.29	17.82
		1880 (18900)	20.99	21.55	21.34	17.86
		1851.5 (18615)	20.97	21.28	20.94	17.52
	1RB-Middle (7)	1908.5 (19185)	20.67	21.44	21.30	17.82
		1880 (18900)	21.11	20.96	21.42	17.92
		1851.5 (18615)	21.31	21.52	21.42	17.92
	1RB-Low (0)	1908.5 (19185)	20.98	21.40	20.40	17.07
		1880 (18900)	20.58	20.99	21.28	17.81
		1851.5 (18615)	21.24	21.40	21.45	17.95
	8RB-High (7)	1908.5 (19185)	20.44	21.31	20.82	17.42
		1880 (18900)	21.17	21.26	21.25	17.78
		1851.5 (18615)	21.01	20.90	21.37	17.88
	8RB-Middle (4)	1908.5 (19185)	20.79	21.36	20.74	17.36
		1880 (18900)	21.18	20.76	20.79	17.40
		1851.5 (18615)	21.34	21.53	21.45	17.95
	8RB-Low (0)	1908.5 (19185)	21.15	21.23	21.18	17.72
		1880 (18900)	20.44	20.84	20.73	17.35
		1851.5 (18615)	21.40	21.57	20.94	17.52
	15RB (0)	1908.5 (19185)	20.44	21.17	20.46	17.12
		1880 (18900)	21.19	21.25	20.35	17.03
		1851.5 (18615)	20.84	20.88	21.38	17.89

5MHz	1RB-High (24)	1907.5 (19175)	20.40	21.36	20.66	17.29	
		1880 (18900)	20.15	20.50	21.51	18.00	
		1852.5 (18625)	21.27	21.46	21.46	17.96	
	1RB-Middle (12)	1907.5 (19175)	21.17	21.55	21.12	17.67	
		1880 (18900)	20.69	21.27	21.46	17.96	
		1852.5 (18625)	21.48	21.61	21.42	17.92	
	1RB-Low (0)	1907.5 (19175)	20.64	21.14	21.42	17.92	
		1880 (18900)	21.15	21.48	20.97	17.55	
		1852.5 (18625)	20.37	21.55	21.38	17.89	
	12RB-High (13)	1907.5 (19175)	20.23	21.28	20.26	17.05	
		1880 (18900)	20.26	20.65	20.35	17.03	
		1852.5 (18625)	21.34	21.37	20.34	17.02	
	12RB-Middle (6)	1907.5 (19175)	20.75	21.22	20.31	17.00	
		1880 (18900)	20.71	20.80	20.33	17.01	
		1852.5 (18625)	21.47	21.51	20.50	17.16	
	12RB-Low (0)	1907.5 (19175)	21.18	20.72	20.25	17.11	
		1880 (18900)	21.23	21.26	20.24	17.14	
		1852.5 (18625)	20.47	21.52	20.49	17.15	
	25RB (0)	1907.5 (19175)	20.33	21.33	20.32	17.00	
		1880 (18900)	20.34	21.30	20.34	17.02	
		1852.5 (18625)	21.39	21.48	20.42	17.09	
	10MHz	1RB-High (49)	1905 (19150)	21.24	21.37	21.46	17.96
			1880 (18900)	21.27	21.57	21.01	17.58
			1855 (18650)	21.00	21.44	21.07	17.63
		1RB-Middle (24)	1905 (19150)	20.82	21.57	21.51	18.00
			1880 (18900)	21.28	21.51	21.50	17.99
			1855 (18650)	20.65	21.33	21.40	17.91
1RB-Low (0)		1905 (19150)	20.78	21.43	21.38	17.89	
		1880 (18900)	21.27	21.09	21.34	17.86	
		1855 (18650)	21.40	21.49	21.53	18.02	
25RB-High (25)		1905 (19150)	21.28	21.41	21.35	17.87	
		1880 (18900)	21.34	21.34	21.36	17.87	
		1855 (18650)	20.85	21.38	21.44	17.94	
25RB-Middle (12)		1905 (19150)	20.84	21.44	21.06	17.62	
		1880 (18900)	21.35	21.40	21.32	17.84	
		1855 (18650)	20.60	21.04	21.46	17.96	
25RB-Low (0)		1905 (19150)	20.77	21.36	20.64	17.27	
		1880 (18900)	21.28	20.78	20.97	17.55	
		1855 (18650)	21.51	21.57	21.52	18.01	
50RB (0)		1905 (19150)	21.39	20.90	20.37	17.05	
		1880 (18900)	21.34	21.35	21.32	17.84	
		1855 (18650)	20.85	21.39	21.39	17.90	

15MHz	1RB-High (74)	1902.5 (19125)	20.77	20.59	21.15	17.70	
		1880 (18900)	20.87	20.95	20.47	17.13	
		1857.5 (18675)	21.11	21.46	21.36	17.87	
	1RB-Middle (37)	1902.5 (19125)	20.12	21.21	21.38	17.89	
		1880 (18900)	20.93	21.28	21.29	17.82	
		1857.5 (18675)	20.65	20.96	20.88	17.47	
	1RB-Low (0)	1902.5 (19125)	20.30	21.22	20.47	17.13	
		1880 (18900)	21.01	21.17	21.15	17.70	
		1857.5 (18675)	21.23	21.56	21.33	17.85	
	36RB-High (38)	1902.5 (19125)	21.07	20.22	20.12	17.04	
		1880 (18900)	21.00	21.10	20.13	17.05	
		1857.5 (18675)	20.64	21.05	20.17	17.08	
	36RB-Middle (19)	1902.5 (19125)	20.21	20.99	20.02	17.01	
		1880 (18900)	21.03	21.14	20.08	17.00	
		1857.5 (18675)	20.73	20.78	20.24	17.14	
	36RB-Low (0)	1902.5 (19125)	20.43	21.01	20.08	17.00	
		1880 (18900)	21.08	21.08	20.15	17.06	
		1857.5 (18675)	21.20	20.85	20.23	17.13	
	75RB (0)	1902.5 (19125)	20.86	20.39	20.07	17.00	
		1880 (18900)	21.05	21.05	20.14	17.05	
		1857.5 (18675)	21.21	21.20	20.15	17.06	
	20MHz	1RB-High (99)	1900 (19100)	21.00	21.50	21.04	17.10
			1880 (18900)	20.88	20.47	21.32	17.13
			1860 (18700)	21.07	21.44	21.44	17.22
		1RB-Middle (50)	1900 (19100)	20.98	21.32	21.43	17.22
			1880 (18900)	20.99	20.76	20.92	17.01
			1860 (18700)	20.77	21.46	21.54	17.30
1RB-Low (0)		1900 (19100)	20.44	21.22	21.37	17.17	
		1880 (18900)	21.08	21.42	21.46	17.24	
		1860 (18700)	20.80	21.38	20.58	17.03	
50RB-High (50)		1900 (19100)	21.21	21.24	20.29	17.51	
		1880 (18900)	21.06	20.60	20.23	17.46	
		1860 (18700)	21.25	21.32	20.36	17.57	
50RB-Middle (25)		1900 (19100)	21.09	21.12	20.24	17.47	
		1880 (18900)	21.19	20.64	20.31	17.53	
		1860 (18700)	20.83	21.41	20.45	17.65	
50RB-Low (0)		1900 (19100)	20.49	20.67	20.19	17.43	
		1880 (18900)	21.22	21.36	20.24	17.47	
		1860 (18700)	20.79	21.41	20.52	17.71	
100RB (0)		1900 (19100)	21.11	21.25	20.16	17.40	
		1880 (18900)	20.67	21.27	20.33	17.55	
		1860 (18700)	21.40	20.86	20.42	17.63	

LTE Band2 ANT3 DSI0 (WIFI ON/OFF)/ DSI1 (WIFI OFF)

BANDWIDTH	Number of RBs	Frequency	QPSK	16QAM	64QAM	256QAM
1.4MHz	1RB-High (5)	1909.3 (19193)	23.10	22.95	21.33	18.87
		1880 (18900)	23.22	23.00	21.38	18.91
		1850.7 (18607)	22.88	22.59	21.10	18.65
	1RB-Middle (3)	1909.3 (19193)	23.26	22.82	21.46	18.99
		1880 (18900)	23.27	22.81	21.46	18.99
		1850.7 (18607)	23.02	22.71	21.32	18.86
	1RB-Low (0)	1909.3 (19193)	23.01	22.69	21.29	18.83
		1880 (18900)	23.15	22.86	21.50	18.93
		1850.7 (18607)	22.92	22.50	21.06	18.62
	3RB-High (3)	1909.3 (19193)	23.14	22.59	21.44	18.97
		1880 (18900)	23.22	22.69	21.36	18.90
		1850.7 (18607)	22.93	22.40	21.09	18.65
	3RB-Middle (1)	1909.3 (19193)	23.17	22.50	21.43	18.96
		1880 (18900)	23.24	22.63	21.39	18.92
		1850.7 (18607)	22.96	22.27	21.13	18.68
	3RB-Low (0)	1909.3 (19193)	23.16	22.62	21.40	18.93
		1880 (18900)	23.23	22.68	21.38	18.91
		1850.7 (18607)	23.02	22.39	21.10	18.65
	6RB (0)	1909.3 (19193)	22.18	21.54	20.30	18.62
		1880 (18900)	22.19	21.62	20.33	18.65
		1850.7 (18607)	21.95	21.22	20.06	18.40
3MHz	1RB-High (14)	1908.5 (19185)	23.20	22.78	21.32	18.86
		1880 (18900)	23.13	22.71	21.41	18.94
		1851.5 (18615)	22.92	22.51	21.16	18.71
	1RB-Middle (7)	1908.5 (19185)	23.19	22.88	21.42	18.95
		1880 (18900)	23.21	22.65	21.56	18.98
		1851.5 (18615)	22.97	22.51	21.33	18.87
	1RB-Low (0)	1908.5 (19185)	23.08	22.75	21.37	18.90
		1880 (18900)	23.17	22.68	21.27	18.81
		1851.5 (18615)	22.84	22.43	21.23	18.78
	8RB-High (7)	1908.5 (19185)	22.20	21.54	20.29	18.61
		1880 (18900)	22.29	21.62	20.30	18.62
		1851.5 (18615)	22.03	21.37	20.13	18.47
	8RB-Middle (4)	1908.5 (19185)	22.20	21.54	20.29	18.61
		1880 (18900)	22.18	21.48	20.32	18.64
		1851.5 (18615)	21.97	21.35	20.10	18.44
	8RB-Low (0)	1908.5 (19185)	22.13	21.57	20.33	18.65
		1880 (18900)	22.17	21.52	20.19	18.52
		1851.5 (18615)	21.96	21.30	20.09	18.43
	15RB (0)	1908.5 (19185)	22.19	21.41	20.32	18.64
		1880 (18900)	22.18	21.43	20.24	18.57
		1851.5 (18615)	22.04	21.23	19.99	18.34

5MHz	1RB-High (24)	1907.5 (19175)	23.05	22.63	21.45	18.98	
		1880 (18900)	23.16	22.91	21.44	18.97	
		1852.5 (18625)	22.87	22.61	21.23	18.78	
	1RB-Middle (12)	1907.5 (19175)	23.12	22.88	21.39	18.92	
		1880 (18900)	23.18	22.90	21.44	18.97	
		1852.5 (18625)	23.02	22.59	21.14	18.69	
	1RB-Low (0)	1907.5 (19175)	23.05	22.66	21.30	18.84	
		1880 (18900)	23.16	22.79	21.37	18.90	
		1852.5 (18625)	22.86	22.52	21.15	18.70	
	12RB-High (13)	1907.5 (19175)	22.18	21.50	20.33	18.65	
		1880 (18900)	22.21	21.51	20.29	18.61	
		1852.5 (18625)	21.97	21.34	20.15	18.48	
	12RB-Middle (6)	1907.5 (19175)	22.20	21.52	20.34	18.66	
		1880 (18900)	22.16	21.51	20.30	18.62	
		1852.5 (18625)	21.97	21.25	20.17	18.50	
	12RB-Low (0)	1907.5 (19175)	22.15	21.46	20.30	18.62	
		1880 (18900)	22.11	21.40	20.23	18.56	
		1852.5 (18625)	21.89	21.20	20.03	18.37	
	25RB (0)	1907.5 (19175)	22.14	21.46	20.28	18.60	
		1880 (18900)	22.19	21.36	20.24	18.57	
		1852.5 (18625)	21.91	21.23	20.08	18.42	
	10MHz	1RB-High (49)	1905 (19150)	22.94	22.82	21.33	18.87
			1880 (18900)	23.04	22.86	21.27	18.81
			1855 (18650)	22.92	22.58	21.24	18.78
		1RB-Middle (24)	1905 (19150)	23.07	22.72	21.20	18.75
			1880 (18900)	23.09	22.82	21.43	18.96
			1855 (18650)	22.91	22.46	21.14	18.69
1RB-Low (0)		1905 (19150)	22.99	22.86	21.31	18.85	
		1880 (18900)	23.13	22.95	21.31	18.85	
		1855 (18650)	22.78	22.57	21.11	18.66	
25RB-High (25)		1905 (19150)	22.08	21.39	20.24	18.57	
		1880 (18900)	22.09	21.48	20.29	18.61	
		1855 (18650)	21.89	21.18	20.06	18.40	
25RB-Middle (12)		1905 (19150)	22.07	21.38	20.23	18.56	
		1880 (18900)	22.08	21.39	20.20	18.53	
		1855 (18650)	21.94	21.32	20.09	18.43	
25RB-Low (0)		1905 (19150)	21.97	21.33	20.14	18.47	
		1880 (18900)	22.04	21.36	20.24	18.57	
		1855 (18650)	21.89	21.14	20.00	18.34	
50RB (0)		1905 (19150)	21.97	21.33	20.19	18.52	
		1880 (18900)	22.01	21.40	20.19	18.52	
		1855 (18650)	21.88	21.23	20.03	18.37	

15MHz	1RB-High (74)	1902.5 (19125)	22.82	22.49	21.50	18.93
		1880 (18900)	22.86	22.41	21.66	18.97
		1857.5 (18675)	22.69	22.36	20.65	18.32
	1RB-Middle (37)	1902.5 (19125)	22.87	22.54	21.52	18.94
		1880 (18900)	22.94	22.51	21.72	18.88
		1857.5 (18675)	22.73	22.30	20.58	18.37
	1RB-Low (0)	1902.5 (19125)	22.69	22.31	21.42	18.95
		1880 (18900)	22.81	22.29	21.67	18.87
		1857.5 (18675)	22.70	22.29	20.32	18.34
	36RB-High (38)	1902.5 (19125)	21.94	21.19	20.56	18.86
		1880 (18900)	22.04	21.39	20.62	18.92
		1857.5 (18675)	21.84	21.18	19.47	18.86
	36RB-Middle (19)	1902.5 (19125)	21.77	21.14	20.50	18.81
		1880 (18900)	21.83	21.21	20.45	18.76
		1857.5 (18675)	21.80	21.14	19.44	18.75
	36RB-Low (0)	1902.5 (19125)	21.86	21.18	20.43	18.84
		1880 (18900)	21.90	21.21	20.42	18.73
		1857.5 (18675)	21.70	20.97	19.27	18.68
	75RB (0)	1902.5 (19125)	21.81	21.15	20.46	18.77
		1880 (18900)	21.91	21.21	20.49	18.80
		1857.5 (18675)	21.84	21.14	19.32	18.72
20MHz	1RB-High (99)	1900 (19100)	22.85	22.35	21.30	18.84
		1880 (18900)	23.08	22.29	21.23	18.78
		1860 (18700)	22.84	22.37	20.97	18.53
	1RB-Middle (50)	1900 (19100)	22.80	22.66	21.18	18.73
		1880 (18900)	23.06	22.52	21.09	18.65
		1860 (18700)	22.75	22.16	20.92	18.49
	1RB-Low (0)	1900 (19100)	22.89	22.41	21.19	18.74
		1880 (18900)	23.03	22.34	21.20	18.75
		1860 (18700)	22.84	22.26	20.83	18.40
	50RB-High (50)	1900 (19100)	22.01	21.26	20.02	18.36
		1880 (18900)	22.04	21.31	20.13	18.47
		1860 (18700)	21.98	21.16	19.88	18.23
	50RB-Middle (25)	1900 (19100)	22.05	21.25	20.04	18.38
		1880 (18900)	22.07	21.20	19.97	18.32
		1860 (18700)	22.03	21.15	19.89	18.24
	50RB-Low (0)	1900 (19100)	21.91	21.17	20.05	18.39
		1880 (18900)	22.03	21.18	20.02	18.36
		1860 (18700)	21.95	21.04	19.84	18.20
	100RB (0)	1900 (19100)	22.05	21.26	20.10	18.44
		1880 (18900)	21.99	21.21	20.01	18.35
		1860 (18700)	22.06	21.19	19.91	18.26

LTE Band2 ANT3 DSI1 (WIFI ON)

BANDWIDTH	Number of RBs	Frequency	QPSK	16QAM	64QAM	256QAM
1.4MHz	1RB-High (5)	1909.3 (19193)	21.47	21.30	21.85	18.73
		1880 (18900)	21.88	20.86	21.35	18.27
		1850.7 (18607)	21.51	21.08	21.79	19.00
	1RB-Middle (3)	1909.3 (19193)	21.87	20.87	21.93	18.80
		1880 (18900)	21.86	21.44	21.76	18.97
		1850.7 (18607)	21.83	21.25	21.62	18.52
	1RB-Low (0)	1909.3 (19193)	21.74	20.86	21.29	18.21
		1880 (18900)	21.17	21.25	21.93	18.80
		1850.7 (18607)	21.98	21.44	21.92	18.79
	3RB-High (3)	1909.3 (19193)	21.33	21.26	21.92	18.79
		1880 (18900)	21.85	20.83	21.87	18.75
		1850.7 (18607)	21.60	21.44	21.57	18.47
	3RB-Middle (1)	1909.3 (19193)	21.93	21.25	21.33	18.25
		1880 (18900)	21.91	21.30	21.80	18.68
		1850.7 (18607)	21.69	21.27	21.79	19.00
	3RB-Low (0)	1909.3 (19193)	21.86	20.75	21.82	18.70
		1880 (18900)	21.07	21.37	21.21	18.14
		1850.7 (18607)	21.74	21.40	21.67	18.89
	6RB (0)	1909.3 (19193)	21.15	21.15	20.87	17.83
		1880 (18900)	21.91	20.57	21.77	18.65
		1850.7 (18607)	21.65	21.44	21.65	18.87
3MHz	1RB-High (14)	1908.5 (19185)	20.93	21.47	21.84	18.72
		1880 (18900)	21.67	21.44	21.89	18.76
		1851.5 (18615)	21.65	21.17	21.48	18.39
	1RB-Middle (7)	1908.5 (19185)	21.34	21.33	21.85	18.73
		1880 (18900)	21.79	20.85	21.97	18.84
		1851.5 (18615)	22.00	21.41	21.97	18.84
	1RB-Low (0)	1908.5 (19185)	21.66	21.29	20.92	17.88
		1880 (18900)	21.25	20.88	21.83	18.71
		1851.5 (18615)	21.93	21.29	22.00	18.86
	8RB-High (7)	1908.5 (19185)	21.10	21.20	21.35	18.27
		1880 (18900)	21.86	21.15	21.80	18.68
		1851.5 (18615)	21.69	20.79	21.92	18.79
	8RB-Middle (4)	1908.5 (19185)	21.46	21.25	21.27	18.20
		1880 (18900)	21.87	20.65	21.32	18.24
		1851.5 (18615)	21.67	21.42	22.00	18.86
	8RB-Low (0)	1908.5 (19185)	21.83	21.12	21.72	18.61
		1880 (18900)	21.10	20.73	21.26	18.19
		1851.5 (18615)	21.73	21.46	21.48	18.39
	15RB (0)	1908.5 (19185)	21.10	21.06	20.99	17.94
		1880 (18900)	21.88	21.14	20.87	17.83
		1851.5 (18615)	21.51	20.77	21.93	18.80

5MHz	1RB-High (24)	1907.5 (19175)	21.06	21.25	21.19	18.12	
		1880 (18900)	20.80	20.40	21.70	18.92	
		1852.5 (18625)	21.96	21.35	21.65	18.87	
	1RB-Middle (12)	1907.5 (19175)	21.86	21.44	21.66	18.55	
		1880 (18900)	21.36	21.16	21.65	18.87	
		1852.5 (18625)	21.82	21.50	21.97	18.84	
	1RB-Low (0)	1907.5 (19175)	21.31	21.03	21.97	18.84	
		1880 (18900)	21.83	21.37	21.51	18.42	
		1852.5 (18625)	21.03	21.44	21.93	18.80	
	12RB-High (13)	1907.5 (19175)	20.89	21.17	20.78	17.75	
		1880 (18900)	20.92	20.54	20.87	17.83	
		1852.5 (18625)	21.67	21.26	20.86	17.82	
	12RB-Middle (6)	1907.5 (19175)	21.42	21.11	20.83	17.79	
		1880 (18900)	21.38	20.69	20.85	17.81	
		1852.5 (18625)	21.81	21.40	21.03	17.98	
	12RB-Low (0)	1907.5 (19175)	21.87	20.61	20.77	17.74	
		1880 (18900)	21.92	21.15	20.76	17.73	
		1852.5 (18625)	21.13	21.41	21.02	17.97	
	25RB (0)	1907.5 (19175)	20.99	21.22	20.84	17.80	
		1880 (18900)	21.00	21.19	20.86	17.82	
		1852.5 (18625)	21.72	21.37	20.94	17.89	
	10MHz	1RB-High (49)	1905 (19150)	21.93	21.26	21.65	18.87
			1880 (18900)	21.96	21.46	21.55	18.45
			1855 (18650)	21.68	21.33	21.61	18.51
1RB-Middle (24)		1905 (19150)	21.49	21.46	21.70	18.92	
		1880 (18900)	21.97	21.40	21.69	18.91	
		1855 (18650)	21.32	21.22	21.95	18.82	
1RB-Low (0)		1905 (19150)	21.45	21.32	21.93	18.80	
		1880 (18900)	21.96	20.98	21.89	18.76	
		1855 (18650)	21.73	21.38	21.72	18.94	
25RB-High (25)		1905 (19150)	21.97	21.30	21.90	18.77	
		1880 (18900)	21.67	21.23	21.91	18.78	
		1855 (18650)	21.53	21.27	21.99	18.86	
25RB-Middle (12)		1905 (19150)	21.51	21.33	21.60	18.50	
		1880 (18900)	21.68	21.29	21.87	18.75	
		1855 (18650)	21.27	20.93	21.65	18.87	
25RB-Low (0)		1905 (19150)	21.44	21.25	21.17	18.10	
		1880 (18900)	21.97	20.67	21.51	18.42	
		1855 (18650)	21.85	21.46	21.71	18.93	
50RB (0)		1905 (19150)	21.72	20.79	20.89	17.85	
		1880 (18900)	21.67	21.24	21.87	18.75	
		1855 (18650)	21.53	21.28	21.94	18.81	

15MHz	1RB-High (74)	1902.5 (19125)	21.44	20.48	21.69	18.58	
		1880 (18900)	21.55	20.84	21.00	17.95	
		1857.5 (18675)	21.79	21.35	21.91	18.78	
	1RB-Middle (37)	1902.5 (19125)	20.77	21.10	21.93	18.80	
		1880 (18900)	21.61	21.17	21.84	18.72	
		1857.5 (18675)	21.32	20.85	21.42	18.33	
	1RB-Low (0)	1902.5 (19125)	20.96	21.11	21.00	17.95	
		1880 (18900)	21.69	21.06	21.69	18.58	
		1857.5 (18675)	21.92	21.45	21.88	18.75	
	36RB-High (38)	1902.5 (19125)	21.75	20.12	20.64	17.92	
		1880 (18900)	21.68	20.99	20.65	17.93	
		1857.5 (18675)	21.31	20.94	20.69	17.96	
	36RB-Middle (19)	1902.5 (19125)	20.86	20.88	20.53	17.82	
		1880 (18900)	21.71	21.03	20.60	17.88	
		1857.5 (18675)	21.40	20.67	20.76	18.03	
	36RB-Low (0)	1902.5 (19125)	21.09	20.90	20.60	17.88	
		1880 (18900)	21.76	20.97	20.67	17.95	
		1857.5 (18675)	21.89	20.74	20.75	18.02	
	75RB (0)	1902.5 (19125)	21.54	20.29	20.59	17.87	
		1880 (18900)	21.73	20.94	20.66	17.94	
		1857.5 (18675)	21.90	21.09	20.67	17.95	
	20MHz	1RB-High (99)	1900 (19100)	21.68	21.39	21.58	18.78
			1880 (18900)	21.66	21.63	21.17	18.47
			1860 (18700)	21.63	21.36	20.98	18.33
		1RB-Middle (50)	1900 (19100)	21.65	21.45	21.61	18.70
			1880 (18900)	21.79	21.56	21.73	18.89
			1860 (18700)	21.58	20.98	20.24	17.53
1RB-Low (0)		1900 (19100)	21.82	21.47	20.67	17.97	
		1880 (18900)	21.71	21.47	21.24	18.62	
		1860 (18700)	21.48	21.25	21.39	18.50	
50RB-High (50)		1900 (19100)	21.92	21.88	21.82	18.93	
		1880 (18900)	21.91	21.96	21.86	18.99	
		1860 (18700)	20.95	20.04	20.56	17.23	
50RB-Middle (25)		1900 (19100)	21.79	21.75	20.74	18.81	
		1880 (18900)	21.87	21.85	21.82	18.78	
		1860 (18700)	21.42	20.46	20.53	17.61	
50RB-Low (0)		1900 (19100)	21.81	21.02	20.13	18.21	
		1880 (18900)	21.83	21.80	21.67	18.80	
		1860 (18700)	21.67	21.58	20.67	18.69	
100RB (0)		1900 (19100)	21.79	21.91	20.88	18.73	
		1880 (18900)	21.80	21.85	21.83	18.79	
		1860 (18700)	21.74	20.81	20.88	17.92	

LTE Band5 ANT1 DSI0/DSI1

BANDWIDTH	Number of RBs	Frequency	QPSK	16QAM	64QAM	256QAM
1.4MHz	1RB-High (5)	848.3 (20643)	22.99	22.10	21.18	18.57
		836.5 (20525)	23.53	22.86	21.93	18.95
		824.7 (20407)	23.44	22.84	21.83	18.87
	1RB-Middle (3)	848.3 (20643)	23.17	22.32	21.50	18.59
		836.5 (20525)	23.63	22.69	21.69	18.75
		824.7 (20407)	23.40	22.64	21.92	18.94
	1RB-Low (0)	848.3 (20643)	23.40	22.58	21.61	18.68
		836.5 (20525)	23.65	22.93	21.93	18.95
		824.7 (20407)	23.46	22.69	21.96	18.98
	3RB-High (3)	848.3 (20643)	22.98	22.09	21.20	18.49
		836.5 (20525)	23.61	22.84	21.99	19.00
		824.7 (20407)	23.48	22.63	21.75	18.80
	3RB-Middle (1)	848.3 (20643)	23.19	22.33	21.50	18.59
		836.5 (20525)	23.62	22.84	21.95	18.97
		824.7 (20407)	23.51	22.61	21.78	18.83
	3RB-Low (0)	848.3 (20643)	23.28	22.39	21.58	18.66
		836.5 (20525)	23.62	22.83	21.78	18.83
		824.7 (20407)	23.45	22.86	21.79	18.83
	6RB (0)	848.3 (20643)	22.33	21.43	20.50	18.30
		836.5 (20525)	22.64	21.71	20.86	18.60
		824.7 (20407)	22.48	21.61	20.73	18.49
3MHz	1RB-High (14)	847.5 (20635)	23.14	22.30	21.43	18.53
		836.5 (20525)	23.58	22.74	21.99	19.00
		825.5 (20415)	23.36	22.61	21.90	18.93
	1RB-Middle (7)	847.5 (20635)	23.65	22.85	21.90	18.93
		836.5 (20525)	23.55	22.94	21.95	18.97
		825.5 (20415)	23.42	22.86	21.79	18.83
	1RB-Low (0)	847.5 (20635)	23.68	22.95	21.83	18.87
		836.5 (20525)	23.44	22.85	21.78	18.83
		825.5 (20415)	23.41	22.94	21.70	18.76
	8RB-High (7)	847.5 (20635)	22.61	21.59	20.80	18.55
		836.5 (20525)	22.60	21.69	20.92	18.65
		825.5 (20415)	22.51	21.62	20.78	18.53
	8RB-Middle (4)	847.5 (20635)	22.77	21.78	20.92	18.65
		836.5 (20525)	22.64	21.81	20.92	18.65
		825.5 (20415)	22.48	21.63	20.72	18.48
	8RB-Low (0)	847.5 (20635)	22.76	21.87	20.94	18.67
		836.5 (20525)	22.55	21.67	20.93	18.66
		825.5 (20415)	22.53	21.64	20.67	18.44
	15RB (0)	847.5 (20635)	22.74	21.75	20.91	18.64
		836.5 (20525)	22.55	21.59	20.75	18.51
		825.5 (20415)	22.49	21.46	20.72	18.48

5MHz	1RB-High (24)	846.5 (20625)	23.31	22.38	21.53	18.61	
		836.5 (20525)	23.53	22.91	21.91	18.93	
		826.5 (20425)	23.45	22.76	21.76	18.81	
	1RB-Middle (12)	846.5 (20625)	23.72	22.86	21.85	18.88	
		836.5 (20525)	23.57	22.83	21.83	18.87	
		826.5 (20425)	23.53	22.95	21.96	18.98	
	1RB-Low (0)	846.5 (20625)	23.68	22.86	21.85	18.88	
		836.5 (20525)	23.41	22.84	21.92	18.94	
		826.5 (20425)	23.41	22.75	21.83	18.87	
	12RB-High (13)	846.5 (20625)	22.78	21.89	20.86	18.60	
		836.5 (20525)	22.57	21.68	20.89	18.62	
		826.5 (20425)	22.47	21.63	20.70	18.46	
	12RB-Middle (6)	846.5 (20625)	22.77	21.79	21.00	18.72	
		836.5 (20525)	22.61	21.62	20.79	18.54	
		826.5 (20425)	22.54	21.57	20.79	18.54	
	12RB-Low (0)	846.5 (20625)	22.76	21.80	20.97	18.69	
		836.5 (20525)	22.48	21.60	20.84	18.58	
		826.5 (20425)	22.40	21.38	20.64	18.41	
	25RB (0)	846.5 (20625)	22.66	21.69	20.94	18.67	
		836.5 (20525)	22.47	21.56	20.75	18.51	
		826.5 (20425)	22.45	21.52	20.77	18.52	
	10MHz	1RB-High (49)	844 (20600)	23.62	22.87	21.87	18.90
			836.5 (20525)	23.54	22.83	21.82	18.86
			829 (20450)	23.45	22.85	21.70	18.76
1RB-Middle (24)		844 (20600)	23.63	22.87	21.94	18.96	
		836.5 (20525)	23.55	22.87	21.94	18.96	
		829 (20450)	23.44	22.80	21.80	18.84	
1RB-Low (0)		844 (20600)	23.56	22.96	22.00	18.94	
		836.5 (20525)	23.52	22.91	21.71	18.77	
		829 (20450)	23.38	22.67	21.94	18.96	
25RB-High (25)		844 (20600)	22.76	21.72	20.95	18.67	
		836.5 (20525)	22.54	21.69	20.85	18.59	
		829 (20450)	22.50	21.52	20.71	18.47	
25RB-Middle (12)		844 (20600)	22.73	21.70	20.93	18.66	
		836.5 (20525)	22.49	21.57	20.83	18.57	
		829 (20450)	22.53	21.55	20.79	18.54	
25RB-Low (0)		844 (20600)	22.60	21.75	20.90	18.63	
		836.5 (20525)	22.50	21.57	20.72	18.48	
		829 (20450)	22.43	21.40	20.62	18.40	
50RB (0)		844 (20600)	22.68	21.66	20.99	18.71	
		836.5 (20525)	22.43	21.52	20.69	18.46	
		829 (20450)	22.52	21.43	20.70	18.46	

LTE Band7 ANT1 DSI0 (WIFI ON/OFF)

BANDWIDTH	Number of RBs	Frequency	QPSK	16QAM	64QAM	256QAM	
5MHz	1RB-High (24)	2567.5 (21425)	23.02	21.79	20.82	17.66	
		2535 (21100)	23.27	22.41	21.25	18.02	
		2502.5 (20775)	23.10	22.50	21.24	18.01	
	1RB-Middle (12)	2567.5 (21425)	22.60	21.46	20.33	17.26	
		2535 (21100)	23.28	22.42	21.20	17.98	
		2502.5 (20775)	23.04	22.31	21.11	17.90	
	1RB-Low (0)	2567.5 (21425)	22.46	21.33	20.28	17.22	
		2535 (21100)	23.08	22.39	21.24	18.01	
		2502.5 (20775)	22.66	21.88	20.73	17.59	
	12RB-High (13)	2567.5 (21425)	21.83	20.56	19.62	17.16	
		2535 (21100)	22.53	21.42	20.42	17.33	
		2502.5 (20775)	22.11	21.18	20.32	17.25	
	12RB-Middle (6)	2567.5 (21425)	21.60	20.38	19.33	17.24	
		2535 (21100)	22.49	21.39	20.37	17.29	
		2502.5 (20775)	22.20	21.13	20.21	17.16	
	12RB-Low (0)	2567.5 (21425)	21.58	20.36	19.32	17.23	
		2535 (21100)	22.55	21.46	20.41	17.33	
		2502.5 (20775)	22.04	20.97	20.06	17.04	
	25RB (0)	2567.5 (21425)	21.63	20.45	19.48	17.14	
		2535 (21100)	22.51	21.43	20.43	17.34	
		2502.5 (20775)	22.16	21.11	20.27	17.21	
	10MHz	1RB-High (49)	2565 (21400)	22.53	22.41	21.39	17.67
			2535 (21100)	22.69	22.73	21.84	18.03
			2505 (20800)	23.11	22.14	21.34	17.63
1RB-Middle (24)		2565 (21400)	22.51	22.57	21.40	17.68	
		2535 (21100)	22.55	22.89	21.79	17.99	
		2505 (20800)	23.25	22.37	21.24	17.55	
1RB-Low (0)		2565 (21400)	22.34	22.56	21.65	17.88	
		2535 (21100)	22.77	22.48	21.81	18.01	
		2505 (20800)	22.21	22.17	21.41	17.69	
25RB-High (25)		2565 (21400)	21.07	21.29	20.34	17.02	
		2535 (21100)	21.84	21.43	20.71	17.13	
		2505 (20800)	21.15	20.96	20.22	17.03	
25RB-Middle (12)		2565 (21400)	21.02	21.48	20.52	17.07	
		2535 (21100)	21.85	21.49	20.73	17.14	
		2505 (20800)	21.93	20.98	20.20	17.02	
25RB-Low (0)		2565 (21400)	21.20	21.50	20.72	17.13	
		2535 (21100)	21.92	21.37	20.55	17.00	
		2505 (20800)	21.90	20.98	20.15	17.08	
50RB (0)		2565 (21400)	21.21	21.36	20.55	17.00	
		2535 (21100)	21.99	21.38	20.63	17.06	
		2505 (20800)	21.91	20.98	20.16	17.09	

15MHz	1RB-High (74)	2562.5 (21375)	22.83	21.73	20.67	17.29	
		2535 (21100)	23.32	22.65	21.41	17.90	
		2507.5 (20825)	22.84	22.15	21.25	17.77	
	1RB-Middle (37)	2562.5 (21375)	22.99	21.82	20.60	17.24	
		2535 (21100)	23.25	22.29	21.24	17.76	
		2507.5 (20825)	22.93	22.34	21.30	17.81	
	1RB-Low (0)	2562.5 (21375)	23.54	22.91	21.86	18.26	
		2535 (21100)	23.24	22.88	21.55	18.01	
		2507.5 (20825)	22.67	21.74	20.62	17.25	
	36RB-High (38)	2562.5 (21375)	21.76	20.43	19.38	17.25	
		2535 (21100)	22.50	21.37	20.36	17.04	
		2507.5 (20825)	21.93	20.90	20.23	17.14	
	36RB-Middle (19)	2562.5 (21375)	22.13	20.83	19.71	17.02	
		2535 (21100)	22.48	21.37	20.34	17.03	
		2507.5 (20825)	21.94	21.03	20.24	17.03	
	36RB-Low (0)	2562.5 (21375)	22.51	21.47	20.37	17.05	
		2535 (21100)	22.36	21.42	20.52	17.17	
		2507.5 (20825)	21.92	21.04	20.16	17.08	
	75RB (0)	2562.5 (21375)	22.27	21.03	20.00	17.11	
		2535 (21100)	22.55	21.59	20.55	17.20	
		2507.5 (20825)	21.99	21.09	20.22	17.06	
	20MHz	1RB-High (99)	2560 (21350)	22.64	21.42	20.32	17.08
			2535 (21100)	23.50	22.71	21.55	17.87
			2510 (20850)	23.11	22.40	21.11	17.52
		1RB-Middle (50)	2560 (21350)	22.95	21.92	20.82	17.28
			2535 (21100)	22.87	22.04	20.92	17.37
			2510 (20850)	22.98	22.28	21.67	17.97
1RB-Low (0)		2560 (21350)	23.53	22.51	21.99	18.23	
		2535 (21100)	23.15	22.48	21.72	18.01	
		2510 (20850)	22.91	22.09	21.08	17.49	
50RB-High (50)		2560 (21350)	21.52	20.35	19.37	17.33	
		2535 (21100)	22.28	21.26	20.32	18.15	
		2510 (20850)	21.99	21.11	19.90	17.79	
50RB-Middle (25)		2560 (21350)	22.16	21.02	20.02	17.89	
		2535 (21100)	22.19	21.19	20.21	18.06	
		2510 (20850)	22.04	21.11	20.00	17.88	
50RB-Low (0)		2560 (21350)	22.76	21.80	20.83	18.60	
		2535 (21100)	22.35	21.51	20.51	18.32	
		2510 (20850)	22.05	21.06	20.00	17.88	
100RB (0)		2560 (21350)	22.29	21.20	20.22	18.07	
		2535 (21100)	22.43	21.47	20.49	18.30	
		2510 (20850)	22.11	21.09	20.06	17.93	

LTE Band7 ANT1 DSI1 (WIFI ON)

BANDWIDTH	Number of RBs	Frequency	QPSK	16QAM	64QAM	256QAM
5MHz	1RB-High (24)	2567.5 (21425)	20.46	20.32	20.05	17.36
		2535 (21100)	20.52	20.87	20.58	17.82
		2502.5 (20775)	20.94	21.37	21.37	18.50
	1RB-Middle (12)	2567.5 (21425)	20.42	20.37	20.87	18.07
		2535 (21100)	20.03	20.76	20.24	17.53
		2502.5 (20775)	21.02	20.79	21.39	18.52
	1RB-Low (0)	2567.5 (21425)	20.37	20.85	20.77	17.98
		2535 (21100)	20.02	20.87	20.78	17.99
		2502.5 (20775)	20.98	20.98	21.01	18.19
	12RB-High (13)	2567.5 (21425)	19.90	20.06	19.97	18.39
		2535 (21100)	20.48	20.58	20.10	17.48
		2502.5 (20775)	21.00	21.03	20.30	17.60
	12RB-Middle (6)	2567.5 (21425)	20.42	20.03	20.04	17.77
		2535 (21100)	20.26	20.65	20.12	17.54
		2502.5 (20775)	21.08	20.59	20.35	17.61
	12RB-Low (0)	2567.5 (21425)	20.47	20.52	20.01	17.81
		2535 (21100)	19.97	20.56	20.11	17.52
		2502.5 (20775)	21.09	20.68	20.33	17.60
	25RB (0)	2567.5 (21425)	19.58	20.31	19.86	17.80
		2535 (21100)	20.57	20.57	20.11	17.39
		2502.5 (20775)	21.06	21.07	20.36	17.60
10MHz	1RB-High (49)	2565 (21400)	20.29	20.84	20.60	17.84
		2535 (21100)	20.29	20.50	20.12	17.42
		2505 (20800)	20.17	21.16	20.99	18.17
	1RB-Middle (24)	2565 (21400)	19.95	20.75	20.57	17.81
		2535 (21100)	20.30	20.15	20.81	18.02
		2505 (20800)	20.86	21.37	20.58	17.82
	1RB-Low (0)	2565 (21400)	20.56	20.58	21.29	18.43
		2535 (21100)	19.83	20.67	20.74	17.96
		2505 (20800)	20.98	21.45	20.87	18.07
	25RB-High (25)	2565 (21400)	19.84	20.43	19.99	18.27
		2535 (21100)	20.47	19.98	19.99	17.50
		2505 (20800)	20.27	20.83	20.39	17.50
	25RB-Middle (12)	2565 (21400)	20.01	20.62	20.05	17.85
		2535 (21100)	20.36	19.96	20.08	17.55
		2505 (20800)	20.83	20.91	20.38	17.58
	25RB-Low (0)	2565 (21400)	20.45	20.02	20.07	17.84
		2535 (21100)	19.87	20.56	19.95	17.57
		2505 (20800)	20.98	21.04	20.57	17.46
	50RB (0)	2565 (21400)	19.97	20.59	20.07	18.01
		2535 (21100)	20.41	20.51	19.96	17.57
		2505 (20800)	20.39	20.44	20.40	17.47

15MHz	1RB-High (74)	2562.5 (21375)	20.06	20.28	20.37	17.64
		2535 (21100)	20.42	20.00	20.06	17.37
		2507.5 (20825)	19.85	20.89	19.59	17.00
	1RB-Middle (37)	2562.5 (21375)	19.86	20.59	20.69	17.92
		2535 (21100)	20.30	20.52	20.29	17.57
		2507.5 (20825)	20.04	21.05	20.75	17.97
	1RB-Low (0)	2562.5 (21375)	20.34	20.46	19.94	17.27
		2535 (21100)	20.38	20.55	20.43	17.69
		2507.5 (20825)	20.82	20.48	21.26	18.41
	36RB-High (38)	2562.5 (21375)	20.38	20.46	20.43	18.61
		2535 (21100)	20.40	19.96	20.39	17.89
		2507.5 (20825)	19.86	20.79	20.79	17.85
	36RB-Middle (19)	2562.5 (21375)	19.91	20.01	19.98	18.20
		2535 (21100)	20.43	20.47	20.45	17.49
		2507.5 (20825)	20.02	20.83	20.73	17.90
	36RB-Low (0)	2562.5 (21375)	20.13	20.10	20.36	18.15
		2535 (21100)	20.47	20.45	19.67	17.82
		2507.5 (20825)	20.86	20.01	20.93	17.22
	75RB (0)	2562.5 (21375)	20.42	20.49	19.63	18.32
		2535 (21100)	20.49	19.91	20.50	17.18
		2507.5 (20825)	20.30	20.86	20.87	17.95
20MHz	1RB-High (99)	2560 (21350)	20.85	21.21	20.87	17.44
		2535 (21100)	20.61	21.49	21.37	17.86
		2510 (20850)	21.28	21.37	21.43	17.91
	1RB-Middle (50)	2560 (21350)	21.05	21.32	20.67	17.27
		2535 (21100)	21.09	20.96	21.34	17.83
		2510 (20850)	20.84	21.43	21.47	17.94
	1RB-Low (0)	2560 (21350)	20.12	21.47	21.08	17.62
		2535 (21100)	21.29	21.09	21.17	17.69
		2510 (20850)	21.09	21.27	20.29	17.06
	50RB-High (50)	2560 (21350)	21.08	20.53	19.62	17.11
		2535 (21100)	20.72	21.27	20.29	17.69
		2510 (20850)	21.46	20.98	20.55	17.92
	50RB-Middle (25)	2560 (21350)	21.21	20.49	19.60	17.09
		2535 (21100)	21.33	20.29	20.36	17.75
		2510 (20850)	20.97	21.39	20.63	17.99
	50RB-Low (0)	2560 (21350)	20.49	20.67	19.78	17.25
		2535 (21100)	21.33	20.92	20.47	17.85
		2510 (20850)	21.23	21.47	20.72	18.07
	100RB (0)	2560 (21350)	21.22	20.66	19.78	17.25
		2535 (21100)	20.79	21.28	20.32	17.72
		2510 (20850)	21.49	21.08	20.50	17.88

LTE Band7 ANT1 DSI1 (WIFI OFF)

5MHz	1RB-High (24)	2567.5 (21425)	21.89	22.46	21.11	17.38	
		2535 (21100)	22.57	22.17	21.22	17.47	
		2502.5 (20775)	22.96	22.34	21.44	17.65	
	1RB-Middle (12)	2567.5 (21425)	22.53	22.38	21.36	17.58	
		2535 (21100)	21.88	22.49	21.21	17.46	
		2502.5 (20775)	22.70	22.24	21.35	17.58	
	1RB-Low (0)	2567.5 (21425)	22.46	22.41	21.28	17.52	
		2535 (21100)	22.38	22.16	21.30	17.54	
		2502.5 (20775)	22.84	22.21	21.23	17.48	
	12RB-High (13)	2567.5 (21425)	21.92	21.02	20.09	17.66	
		2535 (21100)	22.04	21.05	20.04	17.62	
		2502.5 (20775)	22.12	21.25	20.43	17.96	
	12RB-Middle (6)	2567.5 (21425)	21.96	21.03	19.98	17.56	
		2535 (21100)	22.00	21.01	20.10	17.67	
		2502.5 (20775)	22.06	21.18	20.36	17.90	
	12RB-Low (0)	2567.5 (21425)	21.91	20.98	20.00	17.58	
		2535 (21100)	22.01	21.05	20.11	17.68	
		2502.5 (20775)	22.06	21.21	20.36	17.90	
	25RB (0)	2567.5 (21425)	21.95	20.95	19.91	17.50	
		2535 (21100)	22.03	21.09	20.07	17.64	
		2502.5 (20775)	22.10	21.23	20.35	17.89	
	10MHz	1RB-High (49)	2565 (21400)	22.36	22.30	21.25	17.49
			2535 (21100)	21.99	22.48	21.34	17.57
			2505 (20800)	22.96	22.43	21.43	17.64
1RB-Middle (24)		2565 (21400)	22.64	22.41	21.27	17.51	
		2535 (21100)	22.67	22.45	21.33	17.56	
		2505 (20800)	23.00	22.44	21.41	17.63	
1RB-Low (0)		2565 (21400)	22.15	22.38	21.25	17.49	
		2535 (21100)	22.63	22.36	21.18	17.44	
		2505 (20800)	22.52	22.12	21.08	17.35	
25RB-High (25)		2565 (21400)	22.13	21.12	20.01	17.59	
		2535 (21100)	22.09	21.15	20.12	17.69	
		2505 (20800)	22.23	21.44	20.36	17.90	
25RB-Middle (12)		2565 (21400)	22.13	21.17	20.16	17.72	
		2535 (21100)	22.18	21.16	20.12	17.69	
		2505 (20800)	22.27	21.50	20.37	17.91	
25RB-Low (0)		2565 (21400)	22.09	21.21	20.20	17.76	
		2535 (21100)	22.10	21.25	20.17	17.73	
		2505 (20800)	22.14	21.27	20.25	17.80	
50RB (0)		2565 (21400)	22.06	21.17	20.16	17.72	
		2535 (21100)	22.22	21.16	20.15	17.71	
		2505 (20800)	22.31	21.46	20.41	17.94	

15MHz	1RB-High (74)	2562.5 (21375)	21.67	22.12	20.76	17.29	
		2535 (21100)	22.41	22.07	20.97	17.46	
		2507.5 (20825)	22.59	22.47	21.13	17.59	
	1RB-Middle (37)	2562.5 (21375)	22.26	22.08	21.14	17.60	
		2535 (21100)	21.63	22.14	21.18	17.63	
		2507.5 (20825)	22.72	22.41	21.42	17.83	
	1RB-Low (0)	2562.5 (21375)	22.74	22.10	21.26	17.70	
		2535 (21100)	21.75	22.18	21.09	17.56	
		2507.5 (20825)	22.92	22.34	21.41	17.83	
	36RB-High (38)	2562.5 (21375)	21.87	20.89	19.87	17.34	
		2535 (21100)	21.88	20.98	20.01	17.46	
		2507.5 (20825)	22.15	21.22	20.13	17.56	
	36RB-Middle (19)	2562.5 (21375)	21.85	20.99	19.87	17.34	
		2535 (21100)	21.92	20.94	19.99	17.44	
		2507.5 (20825)	22.24	21.31	20.30	17.70	
	36RB-Low (0)	2562.5 (21375)	21.97	20.97	20.03	17.48	
		2535 (21100)	21.93	20.91	19.97	17.43	
		2507.5 (20825)	22.27	21.40	20.39	17.78	
	75RB (0)	2562.5 (21375)	21.84	20.89	20.00	17.45	
		2535 (21100)	21.92	21.02	19.93	17.39	
		2507.5 (20825)	22.29	21.35	20.24	17.65	
	20MHz	1RB-High (99)	2560 (21350)	22.42	22.05	21.25	17.36
			2535 (21100)	22.16	22.47	21.42	17.50
			2510 (20850)	22.10	22.49	21.41	17.49
		1RB-Middle (50)	2560 (21350)	22.13	22.06	20.89	17.07
			2535 (21100)	22.38	22.45	21.42	17.50
			2510 (20850)	22.17	22.41	21.47	17.54
1RB-Low (0)		2560 (21350)	22.37	22.44	21.41	17.49	
		2535 (21100)	22.52	22.41	21.49	17.56	
		2510 (20850)	22.88	21.59	20.48	16.73	
50RB-High (50)		2560 (21350)	21.36	21.09	19.90	17.39	
		2535 (21100)	22.01	21.34	20.30	17.74	
		2510 (20850)	22.35	21.49	20.45	17.87	
50RB-Middle (25)		2560 (21350)	21.27	21.12	19.90	17.39	
		2535 (21100)	22.07	21.29	20.32	17.75	
		2510 (20850)	22.37	21.42	20.43	17.85	
50RB-Low (0)		2560 (21350)	21.41	21.32	20.12	17.58	
		2535 (21100)	22.11	21.35	20.34	17.77	
		2510 (20850)	22.46	21.44	20.42	17.84	
100RB (0)		2560 (21350)	21.41	21.21	20.07	17.53	
		2535 (21100)	22.03	21.23	20.27	17.71	
		2510 (20850)	22.46	21.47	20.50	17.91	

LTE Band12 ANT1 DSI0/DSI1

BANDWIDTH	Number of RBs	Frequency	QPSK	16QAM	64QAM	256QAM
1.4MHz	1RB-High (5)	715.3 (23173)	23.06	22.62	21.47	17.48
		707.5 (23095)	23.13	22.57	21.31	17.35
		699.7 (23017)	23.09	22.38	21.29	17.33
	1RB-Middle (3)	715.3 (23173)	23.12	22.80	21.58	17.57
		707.5 (23095)	23.20	22.55	21.40	17.42
		699.7 (23017)	23.16	22.65	21.32	17.35
	1RB-Low (0)	715.3 (23173)	23.10	22.65	21.42	17.43
		707.5 (23095)	23.18	22.54	21.35	17.38
		699.7 (23017)	23.15	22.59	21.22	17.27
	3RB-High (3)	715.3 (23173)	23.13	22.42	21.49	18.61
		707.5 (23095)	23.21	22.23	21.40	18.53
		699.7 (23017)	23.19	22.38	21.32	18.46
	3RB-Middle (1)	715.3 (23173)	23.23	22.44	21.36	18.50
		707.5 (23095)	23.19	22.34	21.38	18.51
		699.7 (23017)	23.22	22.25	21.35	18.49
	3RB-Low (0)	715.3 (23173)	23.19	22.36	21.44	18.57
		707.5 (23095)	23.12	22.44	21.28	18.43
		699.7 (23017)	23.12	22.31	21.31	18.45
	6RB (0)	715.3 (23173)	22.26	21.26	20.21	17.50
		707.5 (23095)	22.23	21.33	20.20	17.49
		699.7 (23017)	22.15	21.29	20.18	17.47
3MHz	1RB-High (14)	714.5 (23165)	23.17	22.46	21.63	17.61
		707.5 (23095)	23.23	22.48	21.65	17.62
		700.5 (23025)	23.07	22.48	21.56	17.55
	1RB-Middle (7)	714.5 (23165)	23.28	22.83	21.71	17.67
		707.5 (23095)	23.31	22.61	21.61	17.59
		700.5 (23025)	23.28	22.68	21.57	17.56
	1RB-Low (0)	714.5 (23165)	23.23	22.68	21.44	17.45
		707.5 (23095)	23.20	22.46	21.54	17.53
		700.5 (23025)	23.15	22.54	21.52	17.52
	8RB-High (7)	714.5 (23165)	22.34	21.36	20.53	17.78
		707.5 (23095)	22.25	21.35	20.51	17.76
		700.5 (23025)	22.28	21.32	20.41	17.67
	8RB-Middle (4)	714.5 (23165)	22.31	21.47	20.48	17.73
		707.5 (23095)	22.33	21.34	20.53	17.78
		700.5 (23025)	22.22	21.39	20.54	17.79
	8RB-Low (0)	714.5 (23165)	22.28	21.34	20.46	17.72
		707.5 (23095)	22.29	21.29	20.44	17.70
		700.5 (23025)	22.24	21.33	20.46	17.72
	15RB (0)	714.5 (23165)	22.26	21.31	20.47	17.73
		707.5 (23095)	22.28	21.23	20.34	17.61
		700.5 (23025)	22.27	21.25	20.45	17.71

5MHz	1RB-High (24)	713.5 (23155)	23.21	22.67	21.64	17.61	
		707.5 (23095)	23.19	22.59	21.57	17.56	
		701.5 (23035)	23.23	22.56	21.57	17.56	
	1RB-Middle (12)	713.5 (23155)	23.25	22.69	21.88	17.81	
		707.5 (23095)	23.30	22.62	21.61	17.59	
		701.5 (23035)	23.37	22.60	21.54	17.53	
	1RB-Low (0)	713.5 (23155)	23.22	22.70	21.67	17.64	
		707.5 (23095)	23.28	22.66	21.50	17.50	
		701.5 (23035)	23.13	22.61	21.55	17.54	
	12RB-High (13)	713.5 (23155)	22.32	21.31	20.52	17.77	
		707.5 (23095)	22.25	21.32	20.47	17.73	
		701.5 (23035)	22.22	21.26	20.50	17.75	
	12RB-Middle (6)	713.5 (23155)	22.31	21.31	20.54	17.79	
		707.5 (23095)	22.22	21.29	20.39	17.66	
		701.5 (23035)	22.29	21.29	20.50	17.75	
	12RB-Low (0)	713.5 (23155)	22.27	21.33	20.56	17.80	
		707.5 (23095)	22.19	21.33	20.44	17.70	
		701.5 (23035)	22.23	21.24	20.46	17.72	
	25RB (0)	713.5 (23155)	22.30	21.31	20.42	17.68	
		707.5 (23095)	22.19	21.22	20.41	17.67	
		701.5 (23035)	22.30	21.29	20.41	17.67	
	10MHz	1RB-High (49)	711 (23130)	23.22	22.73	21.77	17.82
			707.5 (23095)	23.23	22.83	21.45	17.56
			704 (23060)	23.23	22.62	21.35	17.48
1RB-Middle (24)		711 (23130)	23.29	22.62	21.48	17.58	
		707.5 (23095)	23.22	22.61	21.57	17.66	
		704 (23060)	23.22	22.55	21.44	17.55	
1RB-Low (0)		711 (23130)	23.24	22.78	21.50	17.60	
		707.5 (23095)	23.15	22.63	21.38	17.50	
		704 (23060)	23.24	22.65	21.46	17.57	
25RB-High (25)		711 (23130)	22.25	21.32	20.25	17.68	
		707.5 (23095)	22.23	21.32	20.37	17.79	
		704 (23060)	22.33	21.32	20.25	17.68	
25RB-Middle (12)		711 (23130)	22.27	21.36	20.28	17.71	
		707.5 (23095)	22.15	21.33	20.22	17.66	
		704 (23060)	22.32	21.33	20.34	17.76	
25RB-Low (0)		711 (23130)	22.21	21.29	20.25	17.68	
		707.5 (23095)	22.28	21.26	20.27	17.70	
		704 (23060)	22.21	21.23	20.22	17.66	
50RB (0)		711 (23130)	22.15	21.17	20.22	17.66	
		707.5 (23095)	22.23	21.19	20.27	17.70	
		704 (23060)	22.28	21.25	20.31	17.73	

LTE Band13 ANT1 DSI0/DSI1

BANDWIDTH	Number of RBs	Frequency	QPSK	16QAM	64QAM	256QAM	
5MHz	1RB-High (24)	784.5 (23255)	23.04	22.73	21.56	18.78	
		782 (23230)	23.15	22.53	21.57	18.78	
		779.5 (23205)	23.23	22.56	21.69	18.89	
	1RB-Middle (12)	784.5 (23255)	23.26	22.63	21.79	18.98	
		782 (23230)	23.24	22.49	21.62	18.83	
		779.5 (23205)	23.18	22.97	21.74	18.94	
	1RB-Low (0)	784.5 (23255)	23.17	22.65	21.69	18.89	
		782 (23230)	23.19	22.60	21.63	18.84	
		779.5 (23205)	23.27	22.72	21.75	18.95	
	12RB-High (13)	784.5 (23255)	22.20	21.28	20.55	18.37	
		782 (23230)	22.22	21.22	20.47	18.30	
		779.5 (23205)	22.13	21.16	20.41	18.25	
	12RB-Middle (6)	784.5 (23255)	22.25	21.31	20.54	18.36	
		782 (23230)	22.16	21.17	20.52	18.35	
		779.5 (23205)	22.30	21.36	20.46	18.29	
	12RB-Low (0)	784.5 (23255)	22.20	21.24	20.51	18.34	
		782 (23230)	22.16	21.21	20.44	18.27	
		779.5 (23205)	22.21	21.26	20.48	18.31	
	25RB (0)	784.5 (23255)	22.23	21.20	20.53	18.35	
		782 (23230)	22.18	21.21	20.42	18.26	
		779.5 (23205)	22.20	21.23	20.47	18.30	
	10MHz	1RB-High (49)	782 (23230)	23.14	22.64	21.58	18.79
		1RB-Middle (24)	782 (23230)	23.26	22.65	21.52	18.74
		1RB-Low (0)	782 (23230)	23.12	22.69	21.89	18.97
25RB-High (25)		782 (23230)	22.22	21.26	20.46	18.29	
25RB-Middle (12)		782 (23230)	22.15	21.24	20.40	18.24	
25RB-Low (0)		782 (23230)	22.24	21.27	20.51	18.34	
50RB (0)		782 (23230)	22.17	21.19	20.50	18.33	

LTE Band48 ANT5 DSI0/DSI1

BANDWIDTH	Number of RBs	Frequency	QPSK	16QAM	64QAM	256QAM	
5MHz	1RB-High (24)	56715	21.77	20.96	20.01	16.71	
		55990	21.97	21.01	19.92	16.64	
		55265	22.54	21.47	20.53	17.14	
	1RB-Middle (12)	56715	21.92	21.01	19.92	16.64	
		55990	22.04	21.14	20.20	16.87	
		55265	22.58	21.74	20.53	17.14	
	1RB-Low (0)	56715	21.78	20.86	19.82	16.55	
		55990	22.02	20.92	19.86	16.59	
		55265	22.56	21.49	20.68	17.27	
	12RB-High (13)	56715	20.88	19.88	19.08	16.83	
		55990	21.00	20.02	19.19	16.93	
		55265	21.55	20.39	19.80	17.47	
	12RB-Middle (6)	56715	20.95	19.82	19.08	16.83	
		55990	21.05	20.04	19.26	16.99	
		55265	21.59	20.62	19.83	17.50	
	12RB-Low (0)	56715	20.89	19.94	19.18	16.92	
		55990	21.03	20.03	19.27	17.00	
		55265	21.65	20.51	19.77	17.44	
	25RB (0)	56715	20.88	19.90	19.08	16.83	
		55990	21.01	20.04	19.16	16.90	
		55265	21.51	20.50	19.65	17.34	
	10MHz	1RB-High (49)	56690	21.83	20.90	20.04	16.74
			55990	22.02	21.10	20.19	16.86
			55290	22.45	21.62	20.76	17.34
1RB-Middle (24)		56690	21.90	21.02	19.85	16.58	
		55990	22.00	20.97	20.10	16.79	
		55290	22.58	21.47	20.73	17.31	
1RB-Low (0)		56690	21.89	20.92	20.03	16.73	
		55990	21.91	21.06	20.30	16.95	
		55290	22.57	21.60	20.68	17.27	
25RB-High (25)		56690	20.87	19.94	19.07	16.83	
		55990	20.98	20.03	19.14	16.89	
		55290	21.47	20.46	19.65	17.34	
25RB-Middle (12)		56690	20.93	19.96	19.11	16.86	
		55990	21.03	20.04	19.27	17.00	
		55290	21.57	20.61	19.75	17.43	
25RB-Low (0)		56690	20.91	19.92	19.06	16.82	
		55990	21.01	20.04	19.21	16.95	
		55290	21.59	20.60	19.77	17.44	
50RB (0)		56690	20.86	19.91	19.05	16.81	
		55990	21.01	19.99	19.20	16.94	
		55290	21.45	20.49	19.66	17.35	

15MHz	1RB-High (74)	56665	21.60	20.75	19.57	16.34	
		55990	21.74	20.80	19.98	16.69	
		55315	22.31	21.36	20.42	17.05	
	1RB-Middle (37)	56665	21.58	20.67	19.57	16.34	
		55990	21.75	20.77	20.02	16.72	
		55315	22.54	21.32	20.73	17.31	
	1RB-Low (0)	56665	21.61	20.72	19.93	16.64	
		55990	21.73	20.96	19.83	16.56	
		55315	22.30	21.36	20.49	17.11	
	36RB-High (38)	56665	20.69	19.71	18.92	16.69	
		55990	20.81	19.79	19.00	16.76	
		55315	21.27	20.30	19.53	17.23	
	36RB-Middle (19)	56665	20.74	19.78	18.93	16.70	
		55990	20.86	19.87	19.04	16.80	
		55315	21.33	20.38	19.59	17.28	
	36RB-Low (0)	56665	20.76	19.85	18.96	16.73	
		55990	20.85	19.87	19.03	16.79	
		55315	21.39	20.46	19.62	17.31	
	75RB (0)	56665	20.72	19.71	18.95	16.72	
		55990	20.86	19.88	19.10	16.85	
		55315	21.34	20.34	19.50	17.20	
	20MHz	1RB-High (99)	56640	21.47	20.57	19.67	16.59
			55990	21.60	20.79	19.63	16.55
			55340	22.12	21.04	20.22	17.05
		1RB-Middle (50)	56640	21.51	21.00	19.76	16.66
			55990	21.68	20.75	20.48	17.27
			55340	22.25	21.36	20.48	17.27
1RB-Low (0)		56640	21.63	20.63	19.80	16.69	
		55990	21.61	20.57	19.64	16.56	
		55340	22.24	21.30	20.19	17.02	
50RB-High (50)		56640	20.50	19.56	18.77	16.66	
		55990	20.71	19.76	18.97	16.83	
		55340	21.16	20.25	19.44	17.25	
50RB-Middle (25)		56640	20.60	19.67	18.85	16.73	
		55990	20.72	19.80	18.98	16.84	
		55340	21.19	20.27	19.52	17.32	
50RB-Low (0)		56640	20.64	19.66	18.87	16.75	
		55990	20.71	19.76	18.92	16.79	
		55340	21.28	20.35	19.56	17.36	
100RB (0)		56640	20.62	19.64	18.83	16.71	
		55990	20.72	19.78	18.97	16.83	
		55340	21.16	20.22	19.46	17.27	

LTE Band66 ANT1 DSI0 (WIFI ON/OFF)

BANDWIDTH	Number of RBs	Frequency	QPSK	16QAM	64QAM	256QAM
1.4MHz	1RB-High (5)	1779.3 (132665)	23.00	22.58	21.38	18.94
		1745 (132322)	23.02	22.34	21.29	18.86
		1710.7 (131979)	22.78	22.34	21.16	18.74
	1RB-Middle (3)	1779.3 (132665)	23.05	22.57	21.58	18.97
		1745 (132322)	23.10	22.43	21.41	18.97
		1710.7 (131979)	22.78	22.28	21.12	18.70
	1RB-Low (0)	1779.3 (132665)	23.02	22.46	21.35	18.91
		1745 (132322)	23.01	22.38	21.20	18.78
		1710.7 (131979)	22.81	22.16	21.12	18.70
	3RB-High (3)	1779.3 (132665)	23.03	22.33	21.22	18.79
		1745 (132322)	23.07	22.29	21.16	18.74
		1710.7 (131979)	22.80	22.01	21.09	18.67
	3RB-Middle (1)	1779.3 (132665)	23.10	22.35	21.29	18.86
		1745 (132322)	23.05	22.22	21.22	18.79
		1710.7 (131979)	22.80	22.04	21.11	18.69
	3RB-Low (0)	1779.3 (132665)	23.03	22.47	21.29	18.86
		1745 (132322)	23.03	22.27	21.34	18.90
		1710.7 (131979)	22.87	22.10	21.05	18.64
	6RB (0)	1779.3 (132665)	22.06	21.16	20.17	18.43
		1745 (132322)	22.03	21.17	20.21	18.47
		1710.7 (131979)	21.86	20.98	20.00	18.28
3MHz	1RB-High (14)	1778.5 (132657)	23.02	22.40	21.34	18.90
		1745 (132322)	22.94	22.55	21.15	18.73
		1711.5 (131987)	22.85	22.17	21.08	18.67
	1RB-Middle (7)	1778.5 (132657)	23.23	22.40	21.37	18.93
		1745 (132322)	23.08	22.41	21.34	18.90
		1711.5 (131987)	22.82	22.25	21.16	18.74
	1RB-Low (0)	1778.5 (132657)	22.98	22.50	21.41	18.97
		1745 (132322)	23.00	22.31	21.07	18.66
		1711.5 (131987)	22.80	22.08	21.13	18.71
	8RB-High (7)	1778.5 (132657)	22.02	21.16	20.29	18.54
		1745 (132322)	22.08	21.27	20.24	18.50
		1711.5 (131987)	21.87	20.95	20.03	18.31
	8RB-Middle (4)	1778.5 (132657)	21.97	21.17	20.17	18.43
		1745 (132322)	22.08	21.20	20.31	18.56
		1711.5 (131987)	21.88	20.92	20.04	18.32
	8RB-Low (0)	1778.5 (132657)	22.02	21.14	20.14	18.41
		1745 (132322)	22.07	21.13	20.10	18.37
		1711.5 (131987)	21.90	20.97	19.95	18.23
	15RB (0)	1778.5 (132657)	21.98	21.04	20.18	18.44
		1745 (132322)	22.00	21.11	20.14	18.41
		1711.5 (131987)	21.93	20.89	20.03	18.31

5MHz	1RB-High (24)	1777.5 (132647)	22.89	22.33	21.60	18.94
		1745 (132322)	23.03	22.50	21.41	18.97
		1712.5 (131997)	22.74	22.18	21.03	18.62
	1RB-Middle (12)	1777.5 (132647)	23.04	22.40	21.16	18.74
		1745 (132322)	23.09	22.42	21.26	18.83
		1712.5 (131997)	22.90	22.39	21.13	18.71
	1RB-Low (0)	1777.5 (132647)	23.02	22.48	21.28	18.85
		1745 (132322)	23.03	22.47	21.22	18.79
		1712.5 (131997)	22.72	22.11	20.97	18.57
	12RB-High (13)	1777.5 (132647)	22.11	21.12	20.23	18.49
		1745 (132322)	22.13	21.12	20.21	18.47
		1712.5 (131997)	21.92	20.98	20.03	18.31
	12RB-Middle (6)	1777.5 (132647)	22.12	21.25	20.20	18.46
		1745 (132322)	22.04	21.15	20.19	18.45
		1712.5 (131997)	21.91	20.96	20.03	18.31
	12RB-Low (0)	1777.5 (132647)	22.05	21.13	20.27	18.53
		1745 (132322)	22.04	21.07	20.14	18.41
		1712.5 (131997)	21.85	20.92	20.04	18.32
	25RB (0)	1777.5 (132647)	22.08	21.15	20.18	18.44
		1745 (132322)	22.00	21.05	20.10	18.37
		1712.5 (131997)	21.87	20.91	20.02	18.30
10MHz	1RB-High (49)	1775 (132622)	22.91	22.51	21.42	18.98
		1745 (132322)	23.03	22.61	21.32	18.89
		1715 (132022)	22.82	22.41	21.12	18.70
	1RB-Middle (24)	1775 (132622)	23.07	22.40	21.26	18.83
		1745 (132322)	23.09	22.32	21.36	18.92
		1715 (132022)	22.78	22.07	21.11	18.69
	1RB-Low (0)	1775 (132622)	23.06	22.40	21.29	18.86
		1745 (132322)	22.96	22.38	21.14	18.72
		1715 (132022)	22.81	22.18	21.04	18.63
	25RB-High (25)	1775 (132622)	22.04	21.10	20.23	18.49
		1745 (132322)	22.07	21.08	20.21	18.47
		1715 (132022)	21.90	20.97	20.05	18.32
	25RB-Middle (12)	1775 (132622)	22.06	21.11	20.17	18.43
		1745 (132322)	22.08	21.02	20.10	18.37
		1715 (132022)	21.98	20.96	20.04	18.32
	25RB-Low (0)	1775 (132622)	21.96	21.05	20.14	18.41
		1745 (132322)	21.96	21.07	20.16	18.42
		1715 (132022)	21.83	20.80	19.97	18.25
	50RB (0)	1775 (132622)	22.05	20.97	20.18	18.44
		1745 (132322)	21.96	21.05	20.16	18.42
		1715 (132022)	21.92	20.91	19.99	18.27

15MHz	1RB-High (74)	1772.5 (132597)	22.76	22.17	20.90	18.50
		1745 (132322)	22.92	22.14	21.16	18.74
		1717.5 (132047)	22.80	22.09	21.10	18.68
	1RB-Middle (37)	1772.5 (132597)	22.86	22.25	21.00	18.59
		1745 (132322)	22.89	22.07	21.10	18.68
		1717.5 (132047)	22.80	22.06	21.00	18.59
	1RB-Low (0)	1772.5 (132597)	22.88	22.26	21.04	18.63
		1745 (132322)	22.81	22.44	21.07	18.66
		1717.5 (132047)	22.68	22.03	20.95	18.55
	36RB-High (38)	1772.5 (132597)	21.96	21.03	20.17	18.43
		1745 (132322)	22.02	21.02	20.11	18.38
		1717.5 (132047)	21.77	20.82	20.03	18.31
	36RB-Middle (19)	1772.5 (132597)	21.97	20.96	20.11	18.38
		1745 (132322)	21.90	20.91	20.10	18.37
		1717.5 (132047)	21.81	20.84	19.94	18.22
	36RB-Low (0)	1772.5 (132597)	21.94	20.99	19.98	18.26
		1745 (132322)	21.87	20.96	20.08	18.35
		1717.5 (132047)	21.74	20.76	19.78	18.08
	75RB (0)	1772.5 (132597)	21.96	20.99	20.12	18.39
		1745 (132322)	21.87	20.93	20.04	18.32
		1717.5 (132047)	21.81	20.84	19.97	18.25
20MHz	1RB-High (99)	1770 (132572)	22.77	22.28	21.01	18.60
		1745 (132322)	23.03	22.11	21.30	18.87
		1720 (132072)	22.80	22.18	20.98	18.57
	1RB-Middle (50)	1770 (132572)	22.96	22.10	21.09	18.67
		1745 (132322)	23.02	22.21	21.03	18.62
		1720 (132072)	22.61	21.94	20.92	18.52
	1RB-Low (0)	1770 (132572)	22.87	22.00	21.65	18.99
		1745 (132322)	22.90	22.10	21.22	18.79
		1720 (132072)	22.66	21.83	21.17	18.75
	50RB-High (50)	1770 (132572)	21.96	21.03	20.12	18.39
		1745 (132322)	22.01	21.01	20.14	18.41
		1720 (132072)	21.91	20.88	19.98	18.26
	50RB-Middle (25)	1770 (132572)	21.95	21.03	20.11	18.38
		1745 (132322)	21.82	20.86	20.04	18.32
		1720 (132072)	21.87	20.92	19.93	18.21
	50RB-Low (0)	1770 (132572)	21.95	20.92	20.04	18.32
		1745 (132322)	21.94	20.96	19.95	18.23
		1720 (132072)	21.76	20.80	19.89	18.18
	100RB (0)	1770 (132572)	21.95	21.03	20.13	18.40
		1745 (132322)	21.93	20.91	19.97	18.25
		1720 (132072)	21.84	20.89	20.00	18.28

LTE Band66 ANT1 DS11 (WIFI ON)

BANDWIDTH	Number of RBs	Frequency	QPSK	16QAM	64QAM	256QAM
1.4MHz	1RB-High (5)	1779.3 (132665)	20.41	20.83	21.04	17.65
		1745 (132322)	19.95	20.66	20.84	17.49
		1710.7 (131979)	20.33	21.11	20.87	17.51
	1RB-Middle (3)	1779.3 (132665)	19.72	20.96	20.44	17.15
		1745 (132322)	20.03	20.84	20.65	17.33
		1710.7 (131979)	20.67	21.11	20.86	17.50
	1RB-Low (0)	1779.3 (132665)	19.78	20.76	20.52	17.22
		1745 (132322)	20.30	20.75	20.77	17.43
		1710.7 (131979)	20.66	21.08	20.40	17.12
	3RB-High (3)	1779.3 (132665)	20.49	20.63	20.52	18.03
		1745 (132322)	19.93	20.60	20.62	18.12
		1710.7 (131979)	20.49	20.82	20.25	17.80
	3RB-Middle (1)	1779.3 (132665)	19.78	20.62	20.80	18.28
		1745 (132322)	19.90	20.53	20.15	17.71
		1710.7 (131979)	20.74	20.94	20.88	18.35
	3RB-Low (0)	1779.3 (132665)	19.77	20.66	20.70	18.19
		1745 (132322)	20.35	20.48	20.13	17.69
		1710.7 (131979)	20.63	20.78	21.00	18.46
6RB (0)	1779.3 (132665)	20.44	20.52	20.10	17.66	
	1745 (132322)	19.95	20.59	19.99	17.57	
	1710.7 (131979)	20.12	20.78	20.28	17.82	
3MHz	1RB-High (14)	1778.5 (132657)	20.36	20.82	20.15	17.11
		1745 (132322)	20.39	20.65	20.57	17.26
		1711.5 (131987)	20.64	20.95	20.66	17.33
	1RB-Middle (7)	1778.5 (132657)	20.52	20.81	20.62	17.30
		1745 (132322)	20.48	20.71	20.64	17.32
		1711.5 (131987)	20.21	21.14	20.29	17.02
	1RB-Low (0)	1778.5 (132657)	20.40	20.75	20.65	17.33
		1745 (132322)	20.02	20.64	20.04	17.03
		1711.5 (131987)	20.12	20.89	20.76	17.42
	8RB-High (7)	1778.5 (132657)	20.49	20.60	20.59	18.10
		1745 (132322)	20.52	20.46	20.45	17.97
		1711.5 (131987)	20.61	20.68	20.29	17.83
	8RB-Middle (4)	1778.5 (132657)	20.57	20.64	20.62	18.12
		1745 (132322)	20.51	20.51	20.38	17.91
		1711.5 (131987)	20.18	20.63	20.68	18.17
	8RB-Low (0)	1778.5 (132657)	20.53	20.66	20.07	17.64
		1745 (132322)	20.22	20.48	20.50	18.02
		1711.5 (131987)	20.15	20.77	20.74	18.23
15RB (0)	1778.5 (132657)	20.56	20.71	20.53	18.04	
	1745 (132322)	20.49	19.97	19.90	17.49	
	1711.5 (131987)	20.67	20.07	20.65	18.15	

5MHz	1RB-High (24)	1777.5 (132647)	21.02	21.38	21.40	17.96	
		1745 (132322)	20.43	21.27	21.42	17.97	
		1712.5 (131997)	20.68	21.45	21.04	17.65	
	1RB-Middle (12)	1777.5 (132647)	20.66	20.94	21.38	17.94	
		1745 (132322)	20.55	20.88	21.27	17.85	
		1712.5 (131997)	21.33	21.19	20.90	17.54	
	1RB-Low (0)	1777.5 (132647)	20.60	21.16	21.29	17.86	
		1745 (132322)	20.97	20.78	20.68	17.35	
		1712.5 (131997)	21.21	21.21	21.35	17.91	
	12RB-High (13)	1777.5 (132647)	21.11	21.15	20.15	17.71	
		1745 (132322)	20.50	21.09	20.08	17.65	
		1712.5 (131997)	20.77	21.17	20.22	17.77	
	12RB-Middle (6)	1777.5 (132647)	20.61	20.74	20.25	17.80	
		1745 (132322)	20.62	20.19	20.12	17.68	
		1712.5 (131997)	21.30	20.78	20.43	17.95	
	12RB-Low (0)	1777.5 (132647)	20.52	20.71	20.06	17.63	
		1745 (132322)	21.05	20.60	20.09	17.66	
		1712.5 (131997)	21.30	20.89	20.37	17.90	
	25RB (0)	1777.5 (132647)	21.09	21.12	20.09	17.66	
		1745 (132322)	20.46	21.10	20.12	17.68	
		1712.5 (131997)	20.81	21.28	20.34	17.88	
	10MHz	1RB-High (49)	1775 (132622)	20.61	21.40	20.65	17.33
			1745 (132322)	20.99	21.27	21.17	17.76
			1715 (132022)	21.13	21.41	21.45	18.00
1RB-Middle (24)		1775 (132622)	21.05	21.37	21.37	17.93	
		1745 (132322)	21.01	21.28	21.29	17.86	
		1715 (132022)	21.00	21.33	21.40	17.96	
1RB-Low (0)		1775 (132622)	20.95	21.34	21.48	18.02	
		1745 (132322)	20.96	21.28	21.24	17.82	
		1715 (132022)	20.34	21.42	20.86	17.50	
25RB-High (25)		1775 (132622)	21.03	21.11	20.12	17.68	
		1745 (132322)	21.02	20.61	20.11	17.67	
		1715 (132022)	21.18	21.18	20.20	17.75	
25RB-Middle (12)		1775 (132622)	21.08	21.12	20.09	17.66	
		1745 (132322)	21.13	21.14	20.19	17.74	
		1715 (132022)	20.97	21.27	20.26	17.81	
25RB-Low (0)		1775 (132622)	21.00	21.00	20.09	17.66	
		1745 (132322)	21.08	21.14	20.09	17.66	
		1715 (132022)	20.47	21.31	20.33	17.87	
50RB (0)		1775 (132622)	21.15	20.56	20.18	17.73	
		1745 (132322)	21.04	20.62	20.02	17.59	
		1715 (132022)	21.23	20.73	20.27	17.81	

15MHz	1RB-High (74)	1772.5 (132597)	20.15	21.25	20.87	17.51	
		1745 (132322)	20.59	21.09	20.98	17.60	
		1717.5 (132047)	20.95	21.23	20.53	17.23	
	1RB-Middle (37)	1772.5 (132597)	20.56	21.11	21.22	17.80	
		1745 (132322)	20.70	21.14	20.55	17.24	
		1717.5 (132047)	20.97	21.29	21.07	17.68	
	1RB-Low (0)	1772.5 (132597)	20.80	20.42	21.02	17.64	
		1745 (132322)	20.73	20.45	20.50	17.20	
		1717.5 (132047)	20.99	20.73	21.36	17.92	
	36RB-High (38)	1772.5 (132597)	20.03	20.94	19.97	17.55	
		1745 (132322)	20.68	20.93	19.91	17.50	
		1717.5 (132047)	20.97	21.11	20.11	17.67	
	36RB-Middle (19)	1772.5 (132597)	20.67	20.97	19.95	17.53	
		1745 (132322)	20.86	20.88	19.92	17.51	
		1717.5 (132047)	20.99	21.08	19.99	17.57	
	36RB-Low (0)	1772.5 (132597)	20.73	20.54	19.85	17.44	
		1745 (132322)	20.86	20.14	19.89	17.48	
		1717.5 (132047)	21.01	20.37	20.19	17.74	
	75RB (0)	1772.5 (132597)	20.16	21.01	20.06	17.63	
		1745 (132322)	20.65	20.89	19.91	17.50	
		1717.5 (132047)	20.97	21.03	20.08	17.65	
	20MHz	1RB-High (99)	1770 (132572)	21.16	21.05	21.33	17.50
			1745 (132322)	20.60	21.35	21.31	17.49
			1720 (132072)	21.23	21.38	20.86	17.12
		1RB-Middle (50)	1770 (132572)	20.38	21.35	21.34	17.51
			1745 (132322)	21.06	20.64	20.71	17.02
			1720 (132072)	21.21	21.05	21.43	17.59
1RB-Low (0)		1770 (132572)	21.03	21.27	21.40	17.56	
		1745 (132322)	21.05	21.30	20.96	17.20	
		1720 (132072)	21.43	21.14	21.38	17.54	
50RB-High (50)		1770 (132572)	21.26	20.39	20.30	17.52	
		1745 (132322)	20.26	21.29	20.18	17.42	
		1720 (132072)	21.25	21.32	20.27	17.50	
50RB-Middle (25)		1770 (132572)	20.72	20.76	20.31	17.53	
		1745 (132322)	21.19	20.41	20.21	17.45	
		1720 (132072)	21.32	20.66	20.31	17.53	
50RB-Low (0)		1770 (132572)	21.09	21.18	20.26	17.49	
		1745 (132322)	21.18	20.71	20.25	17.48	
		1720 (132072)	21.38	20.86	20.37	17.58	
100RB (0)		1770 (132572)	21.28	21.27	20.33	17.55	
		1745 (132322)	20.65	21.18	20.24	17.47	
		1720 (132072)	20.80	21.28	20.34	17.56	

LTE Band66 ANT1 DS11 (WIFI OFF)

BANDWIDTH	Number of RBs	Frequency	QPSK	16QAM	64QAM	256QAM
1.4MHz	1RB-High (5)	1779.3 (132665)	21.79	22.32	21.46	17.54
		1745 (132322)	22.36	22.32	21.20	17.33
		1710.7 (131979)	22.72	22.32	21.36	17.46
	1RB-Middle (3)	1779.3 (132665)	22.47	22.35	21.36	17.46
		1745 (132322)	22.56	22.34	21.27	17.39
		1710.7 (131979)	22.73	22.31	21.41	17.50
	1RB-Low (0)	1779.3 (132665)	22.34	22.39	21.23	17.35
		1745 (132322)	22.45	22.32	21.22	17.34
		1710.7 (131979)	22.08	22.36	21.47	17.55
	3RB-High (3)	1779.3 (132665)	22.55	22.16	21.11	18.36
		1745 (132322)	22.41	22.10	21.15	18.39
		1710.7 (131979)	22.68	22.26	21.32	18.44
	3RB-Middle (1)	1779.3 (132665)	22.55	22.15	21.15	18.39
		1745 (132322)	22.53	22.06	21.14	18.38
		1710.7 (131979)	22.63	22.31	21.40	18.41
	3RB-Low (0)	1779.3 (132665)	22.52	22.16	21.16	18.40
		1745 (132322)	22.52	22.09	21.10	18.35
		1710.7 (131979)	22.05	22.27	21.33	18.45
	6RB (0)	1779.3 (132665)	22.00	21.17	20.02	17.41
		1745 (132322)	21.91	21.03	20.01	17.40
		1710.7 (131979)	22.16	21.25	20.32	17.67
3MHz	1RB-High (14)	1778.5 (132657)	22.38	22.41	21.19	17.32
		1745 (132322)	21.88	22.39	21.25	17.37
		1711.5 (131987)	22.72	22.43	21.42	17.51
	1RB-Middle (7)	1778.5 (132657)	21.98	22.49	21.25	17.37
		1745 (132322)	22.60	22.48	21.16	17.30
		1711.5 (131987)	22.75	22.38	21.41	17.50
	1RB-Low (0)	1778.5 (132657)	22.51	22.29	21.33	17.43
		1745 (132322)	22.50	22.29	21.25	17.37
		1711.5 (131987)	22.61	22.38	21.29	17.40
	8RB-High (7)	1778.5 (132657)	22.07	21.14	20.19	17.56
		1745 (132322)	22.04	21.09	20.05	17.43
		1711.5 (131987)	22.19	21.21	20.26	17.62
	8RB-Middle (4)	1778.5 (132657)	22.14	21.25	20.10	17.48
		1745 (132322)	22.02	21.04	20.05	17.43
		1711.5 (131987)	22.19	21.26	20.23	17.59
	8RB-Low (0)	1778.5 (132657)	22.12	21.24	20.19	17.56
		1745 (132322)	21.99	21.18	20.06	17.44
		1711.5 (131987)	22.32	21.38	20.30	17.65
	15RB (0)	1778.5 (132657)	22.06	21.15	20.08	17.46
		1745 (132322)	22.01	21.03	20.01	17.40
		1711.5 (131987)	22.17	21.20	20.15	17.52

5MHz	1RB-High (24)	1777.5 (132647)	22.50	22.42	21.42	17.51	
		1745 (132322)	21.87	22.39	21.22	17.34	
		1712.5 (131997)	21.99	22.42	21.32	17.43	
	1RB-Middle (12)	1777.5 (132647)	22.16	22.49	21.30	17.41	
		1745 (132322)	21.95	22.47	21.38	17.48	
		1712.5 (131997)	22.66	22.39	21.42	17.51	
	1RB-Low (0)	1777.5 (132647)	21.79	22.40	21.28	17.39	
		1745 (132322)	22.48	22.44	21.24	17.36	
		1712.5 (131997)	22.65	22.29	21.41	17.50	
	12RB-High (13)	1777.5 (132647)	22.09	21.11	20.15	17.52	
		1745 (132322)	21.99	21.08	20.09	17.47	
		1712.5 (131997)	22.19	21.12	20.22	17.58	
	12RB-Middle (6)	1777.5 (132647)	22.13	21.23	20.15	17.52	
		1745 (132322)	22.10	21.11	20.13	17.50	
		1712.5 (131997)	22.30	21.31	20.29	17.64	
	12RB-Low (0)	1777.5 (132647)	21.96	21.02	20.01	17.40	
		1745 (132322)	22.02	21.06	20.01	17.40	
		1712.5 (131997)	22.21	21.36	20.25	17.61	
	25RB (0)	1777.5 (132647)	22.13	21.13	20.01	17.40	
		1745 (132322)	22.03	21.03	20.00	17.39	
		1712.5 (131997)	22.23	21.27	20.23	17.59	
	10MHz	1RB-High (49)	1775 (132622)	22.48	22.50	21.21	17.34
			1745 (132322)	21.82	22.33	21.25	17.37
			1715 (132022)	22.30	22.44	21.48	17.56
1RB-Middle (24)		1775 (132622)	21.95	22.37	21.38	17.48	
		1745 (132322)	22.54	22.32	21.29	17.40	
		1715 (132022)	22.73	22.42	21.47	17.55	
1RB-Low (0)		1775 (132622)	22.40	22.32	21.33	17.43	
		1745 (132322)	22.46	22.33	21.08	17.23	
		1715 (132022)	22.72	22.35	21.37	17.47	
25RB-High (25)		1775 (132622)	22.05	21.09	20.05	17.43	
		1745 (132322)	22.02	21.04	20.08	17.46	
		1715 (132022)	22.17	21.16	20.14	17.51	
25RB-Middle (12)		1775 (132622)	22.06	21.17	20.14	17.51	
		1745 (132322)	22.10	21.12	20.08	17.46	
		1715 (132022)	22.24	21.26	20.33	17.68	
25RB-Low (0)		1775 (132622)	21.96	20.96	20.02	17.41	
		1745 (132322)	22.02	21.03	20.10	17.48	
		1715 (132022)	22.22	21.35	20.30	17.65	
50RB (0)		1775 (132622)	22.11	21.09	20.01	17.40	
		1745 (132322)	22.02	21.03	19.98	17.37	
		1715 (132022)	22.22	21.25	20.21	17.57	

15MHz	1RB-High (74)	1772.5 (132597)	22.32	22.14	21.31	17.24	
		1745 (132322)	22.36	22.27	21.08	17.05	
		1717.5 (132047)	21.90	22.20	21.16	17.12	
	1RB-Middle (37)	1772.5 (132597)	21.75	21.94	20.97	16.96	
		1745 (132322)	21.70	22.04	21.01	17.00	
		1717.5 (132047)	22.59	22.31	21.19	17.14	
	1RB-Low (0)	1772.5 (132597)	21.68	22.19	21.35	17.27	
		1745 (132322)	21.75	22.21	21.30	17.23	
		1717.5 (132047)	22.53	22.27	21.30	17.23	
	36RB-High (38)	1772.5 (132597)	22.02	20.97	19.98	17.51	
		1745 (132322)	21.94	20.84	19.93	17.46	
		1717.5 (132047)	21.94	21.07	19.94	17.47	
	36RB-Middle (19)	1772.5 (132597)	22.06	20.99	19.91	17.45	
		1745 (132322)	21.92	20.97	19.92	17.46	
		1717.5 (132047)	22.09	20.97	20.04	17.56	
	36RB-Low (0)	1772.5 (132597)	21.94	20.95	19.94	17.47	
		1745 (132322)	21.89	21.02	19.97	17.50	
		1717.5 (132047)	22.18	21.17	20.10	17.61	
	75RB (0)	1772.5 (132597)	21.94	21.00	19.89	17.43	
		1745 (132322)	22.00	20.95	19.90	17.44	
		1717.5 (132047)	21.99	21.11	19.99	17.52	
	20MHz	1RB-High (99)	1770 (132572)	21.99	22.19	21.39	17.26
			1745 (132322)	21.95	22.41	21.49	17.34
			1720 (132072)	22.80	22.37	21.49	17.34
		1RB-Middle (50)	1770 (132572)	21.97	22.43	21.45	17.31
			1745 (132322)	22.57	22.44	21.22	17.13
			1720 (132072)	22.71	22.41	21.47	17.33
1RB-Low (0)		1770 (132572)	22.53	22.39	21.29	17.18	
		1745 (132322)	22.74	22.29	21.35	17.23	
		1720 (132072)	22.79	22.48	21.45	17.31	
50RB-High (50)		1770 (132572)	22.20	21.35	20.30	17.60	
		1745 (132322)	22.19	21.18	20.15	17.47	
		1720 (132072)	22.26	21.31	20.30	17.60	
50RB-Middle (25)		1770 (132572)	22.25	21.31	20.23	17.53	
		1745 (132322)	22.12	21.23	20.20	17.51	
		1720 (132072)	22.22	21.27	20.27	17.57	
50RB-Low (0)		1770 (132572)	22.18	21.17	20.19	17.50	
		1745 (132322)	22.21	21.20	20.19	17.50	
		1720 (132072)	22.34	21.43	20.39	17.67	
100RB (0)		1770 (132572)	22.24	21.30	20.26	17.56	
		1745 (132322)	22.19	21.20	20.19	17.50	
		1720 (132072)	22.25	21.30	20.30	17.60	

LTE Band66 ANT3 DS10 (WIFI ON/OFF)

BANDWIDTH	Number of RBs	Frequency	QPSK	16QAM	64QAM	256QAM	
1.4MHz	1RB-High (5)	1779.3 (132665)	23.15	22.55	21.33	19.20	
		1745 (132322)	23.17	22.31	21.24	19.45	
		1710.7 (131979)	22.93	22.31	21.11	19.17	
	1RB-Middle (3)	1779.3 (132665)	23.20	22.54	21.53	19.27	
		1745 (132322)	23.25	22.40	21.36	19.22	
		1710.7 (131979)	22.93	22.25	21.07	19.13	
	1RB-Low (0)	1779.3 (132665)	23.17	22.43	21.30	19.43	
		1745 (132322)	23.16	22.35	21.15	19.38	
		1710.7 (131979)	22.96	22.13	21.07	19.33	
	3RB-High (3)	1779.3 (132665)	23.18	22.30	21.17	19.24	
		1745 (132322)	23.22	22.26	21.11	19.26	
		1710.7 (131979)	22.95	21.98	21.04	19.12	
	3RB-Middle (1)	1779.3 (132665)	23.25	22.32	21.24	19.23	
		1745 (132322)	23.20	22.19	21.17	19.17	
		1710.7 (131979)	22.95	22.01	21.06	19.07	
	3RB-Low (0)	1779.3 (132665)	23.18	22.44	21.24	19.17	
		1745 (132322)	23.18	22.24	21.29	19.09	
		1710.7 (131979)	23.02	22.07	21.00	19.04	
	6RB (0)	1779.3 (132665)	22.20	21.13	20.12	19.25	
		1745 (132322)	22.17	21.14	20.16	19.11	
		1710.7 (131979)	22.00	20.95	19.95	19.13	
	3MHz	1RB-High (14)	1778.5 (132657)	23.17	22.37	21.29	19.23
			1745 (132322)	23.09	22.52	21.10	19.49
			1711.5 (131987)	23.00	22.14	21.03	19.20
		1RB-Middle (7)	1778.5 (132657)	23.38	22.37	21.32	19.30
			1745 (132322)	23.23	22.38	21.29	19.25
			1711.5 (131987)	22.97	22.22	21.11	19.16
1RB-Low (0)		1778.5 (132657)	23.13	22.47	21.36	19.47	
		1745 (132322)	23.15	22.28	21.02	19.42	
		1711.5 (131987)	22.95	22.05	21.08	19.37	
8RB-High (7)		1778.5 (132657)	22.16	21.13	20.24	19.28	
		1745 (132322)	22.22	21.24	20.19	19.30	
		1711.5 (131987)	22.01	20.92	19.98	19.16	
8RB-Middle (4)		1778.5 (132657)	22.11	21.14	20.12	19.27	
		1745 (132322)	22.22	21.17	20.26	19.21	
		1711.5 (131987)	22.02	20.89	19.99	19.11	
8RB-Low (0)		1778.5 (132657)	22.16	21.11	20.09	19.21	
		1745 (132322)	22.21	21.10	20.05	19.13	
		1711.5 (131987)	22.04	20.94	19.90	19.08	
15RB (0)		1778.5 (132657)	22.12	21.01	20.13	19.29	
		1745 (132322)	22.14	21.08	20.09	19.15	
		1711.5 (131987)	22.07	20.86	19.98	19.17	

5MHz	1RB-High (24)	1777.5 (132647)	23.04	22.30	21.55	19.27	
		1745 (132322)	23.18	22.47	21.36	19.42	
		1712.5 (131997)	22.89	22.15	20.98	19.24	
	1RB-Middle (12)	1777.5 (132647)	23.19	22.37	21.11	19.34	
		1745 (132322)	23.24	22.39	21.21	19.29	
		1712.5 (131997)	23.05	22.36	21.08	19.20	
	1RB-Low (0)	1777.5 (132647)	23.17	22.45	21.23	19.40	
		1745 (132322)	23.18	22.44	21.17	19.05	
		1712.5 (131997)	22.87	22.08	20.92	19.00	
	12RB-High (13)	1777.5 (132647)	22.25	21.09	20.18	19.31	
		1745 (132322)	22.27	21.09	20.16	19.33	
		1712.5 (131997)	22.06	20.95	19.98	19.19	
	12RB-Middle (6)	1777.5 (132647)	22.26	21.22	20.15	19.30	
		1745 (132322)	22.18	21.12	20.14	19.24	
		1712.5 (131997)	22.05	20.93	19.98	19.14	
	12RB-Low (0)	1777.5 (132647)	22.19	21.10	20.22	19.24	
		1745 (132322)	22.18	21.04	20.09	19.16	
		1712.5 (131997)	21.99	20.89	19.99	19.11	
	25RB (0)	1777.5 (132647)	22.22	21.12	20.13	19.32	
		1745 (132322)	22.14	21.02	20.05	19.18	
		1712.5 (131997)	22.01	20.88	19.97	19.20	
	10MHz	1RB-High (49)	1775 (132622)	23.06	22.48	21.37	19.30
			1745 (132322)	23.18	22.58	21.27	19.41
			1715 (132022)	22.97	22.38	21.07	19.27
1RB-Middle (24)		1775 (132622)	23.22	22.37	21.21	19.37	
		1745 (132322)	23.24	22.29	21.31	19.32	
		1715 (132022)	22.93	22.04	21.06	19.23	
1RB-Low (0)		1775 (132622)	23.21	22.37	21.24	19.44	
		1745 (132322)	23.11	22.35	21.09	19.09	
		1715 (132022)	22.96	22.15	20.99	19.04	
25RB-High (25)		1775 (132622)	22.18	21.07	20.18	19.35	
		1745 (132322)	22.21	21.05	20.16	19.37	
		1715 (132022)	22.04	20.94	20.00	19.23	
25RB-Middle (12)		1775 (132622)	22.20	21.08	20.12	19.34	
		1745 (132322)	22.22	20.99	20.05	19.28	
		1715 (132022)	22.12	20.93	19.99	19.18	
25RB-Low (0)		1775 (132622)	22.10	21.02	20.09	19.28	
		1745 (132322)	22.10	21.04	20.11	19.20	
		1715 (132022)	21.97	20.77	19.92	19.15	
50RB (0)		1775 (132622)	22.19	20.94	20.13	19.36	
		1745 (132322)	22.10	21.02	20.11	19.22	
		1715 (132022)	22.06	20.88	19.94	19.24	

15MHz	1RB-High (74)	1772.5 (132597)	22.91	22.14	20.85	19.24	
		1745 (132322)	23.07	22.11	21.11	19.48	
		1717.5 (132047)	22.95	22.06	21.05	19.21	
	1RB-Middle (37)	1772.5 (132597)	23.01	22.22	20.95	19.31	
		1745 (132322)	23.04	22.04	21.05	19.26	
		1717.5 (132047)	22.95	22.03	20.95	19.17	
	1RB-Low (0)	1772.5 (132597)	23.03	22.23	20.99	19.46	
		1745 (132322)	22.96	22.41	21.02	19.41	
		1717.5 (132047)	22.83	22.00	20.90	19.37	
	36RB-High (38)	1772.5 (132597)	22.10	21.00	20.12	19.27	
		1745 (132322)	22.16	20.99	20.06	19.29	
		1717.5 (132047)	21.91	20.79	19.98	19.15	
	36RB-Middle (19)	1772.5 (132597)	22.11	20.93	20.06	19.26	
		1745 (132322)	22.04	20.88	20.05	19.20	
		1717.5 (132047)	21.95	20.81	19.89	19.10	
	36RB-Low (0)	1772.5 (132597)	22.08	20.96	19.93	19.20	
		1745 (132322)	22.01	20.93	20.03	19.12	
		1717.5 (132047)	21.88	20.73	19.73	19.07	
	75RB (0)	1772.5 (132597)	22.10	20.96	20.07	19.28	
		1745 (132322)	22.01	20.90	19.99	19.14	
		1717.5 (132047)	21.95	20.81	19.92	19.16	
	20MHz	1RB-High (99)	1770 (132572)	23.12	22.25	20.96	19.27
			1745 (132322)	23.18	22.08	21.25	19.41
			1720 (132072)	23.09	22.15	20.93	19.24
		1RB-Middle (50)	1770 (132572)	22.96	22.07	21.04	19.34
			1745 (132322)	23.09	22.18	20.98	19.29
			1720 (132072)	22.75	21.91	20.87	19.20
1RB-Low (0)		1770 (132572)	23.08	21.97	21.60	19.40	
		1745 (132322)	22.82	22.07	21.17	19.05	
		1720 (132072)	23.04	21.80	21.12	19.00	
50RB-High (50)		1770 (132572)	22.19	21.00	20.07	19.31	
		1745 (132322)	22.25	20.98	20.09	19.33	
		1720 (132072)	21.72	20.85	19.93	19.19	
50RB-Middle (25)		1770 (132572)	22.24	21.00	20.06	19.30	
		1745 (132322)	22.11	20.83	19.99	19.24	
		1720 (132072)	21.69	20.89	19.88	19.14	
50RB-Low (0)		1770 (132572)	22.16	20.89	19.99	19.24	
		1745 (132322)	22.02	20.93	19.90	19.16	
		1720 (132072)	22.14	20.77	19.84	19.11	
100RB (0)		1770 (132572)	22.28	21.00	20.08	19.32	
		1745 (132322)	22.06	20.88	19.92	19.18	
		1720 (132072)	21.67	20.86	19.95	19.20	

LTE Band66 ANT3 DS11 (WIFI ON)

BANDWIDTH	Number of RBs	Frequency	QPSK	16QAM	64QAM	256QAM
1.4MHz	1RB-High (5)	1779.3 (132665)	20.40	20.54	20.57	19.50
		1745 (132322)	19.94	20.38	20.37	19.32
		1710.7 (131979)	20.32	20.82	20.40	19.34
	1RB-Middle (3)	1779.3 (132665)	19.71	20.67	19.98	18.95
		1745 (132322)	20.02	20.55	20.19	19.14
		1710.7 (131979)	20.66	20.82	20.39	19.33
	1RB-Low (0)	1779.3 (132665)	19.77	20.47	20.06	19.02
		1745 (132322)	20.29	20.46	20.30	19.25
		1710.7 (131979)	20.65	20.79	19.94	18.91
	3RB-High (3)	1779.3 (132665)	20.48	20.35	20.06	19.02
		1745 (132322)	19.92	20.32	20.16	19.11
		1710.7 (131979)	20.48	20.53	19.79	18.77
	3RB-Middle (1)	1779.3 (132665)	19.77	20.34	20.33	19.28
		1745 (132322)	19.89	20.25	19.70	18.68
		1710.7 (131979)	20.73	20.65	20.41	19.35
	3RB-Low (0)	1779.3 (132665)	19.76	20.38	20.23	19.19
		1745 (132322)	20.34	20.20	19.68	18.66
		1710.7 (131979)	20.62	20.49	20.53	19.46
	6RB (0)	1779.3 (132665)	20.43	20.24	19.65	19.33
		1745 (132322)	19.94	20.31	19.54	19.23
		1710.7 (131979)	20.11	20.49	19.82	19.50
3MHz	1RB-High (14)	1778.5 (132657)	20.35	20.53	19.70	19.08
		1745 (132322)	20.38	20.37	20.11	19.47
		1711.5 (131987)	20.63	20.66	20.20	19.27
	1RB-Middle (7)	1778.5 (132657)	20.51	20.52	20.16	19.35
		1745 (132322)	20.47	20.42	20.18	19.31
		1711.5 (131987)	20.20	20.85	19.83	19.33
	1RB-Low (0)	1778.5 (132657)	20.39	20.46	20.19	19.01
		1745 (132322)	20.01	20.36	19.59	19.34
		1711.5 (131987)	20.11	20.60	20.29	18.77
	8RB-High (7)	1778.5 (132657)	20.48	20.32	20.13	19.18
		1745 (132322)	20.51	20.18	19.99	19.05
		1711.5 (131987)	20.60	20.40	19.83	18.91
	8RB-Middle (4)	1778.5 (132657)	20.56	20.36	20.16	19.21
		1745 (132322)	20.50	20.23	19.92	18.99
		1711.5 (131987)	20.17	20.35	20.22	19.26
	8RB-Low (0)	1778.5 (132657)	20.52	20.38	19.62	18.71
		1745 (132322)	20.21	20.20	20.04	19.10
		1711.5 (131987)	20.14	20.48	20.27	19.32
	15RB (0)	1778.5 (132657)	20.55	20.42	20.07	19.13
		1745 (132322)	20.48	19.69	20.15	19.20
		1711.5 (131987)	20.66	19.79	20.19	19.23

5MHz	1RB-High (24)	1777.5 (132647)	21.01	21.09	20.92	19.23	
		1745 (132322)	20.42	20.98	20.94	19.25	
		1712.5 (131997)	20.67	21.15	20.57	18.90	
	1RB-Middle (12)	1777.5 (132647)	20.65	20.65	20.90	19.22	
		1745 (132322)	20.54	20.59	20.79	19.11	
		1712.5 (131997)	21.32	20.90	20.43	18.77	
	1RB-Low (0)	1777.5 (132647)	20.59	20.87	20.81	19.13	
		1745 (132322)	20.96	20.49	20.22	18.57	
		1712.5 (131997)	21.20	20.92	20.87	19.19	
	12RB-High (13)	1777.5 (132647)	21.10	20.86	19.70	18.78	
		1745 (132322)	20.49	20.80	19.63	18.71	
		1712.5 (131997)	20.76	20.88	19.77	18.84	
	12RB-Middle (6)	1777.5 (132647)	20.60	20.45	19.79	18.87	
		1745 (132322)	20.61	19.91	19.67	18.75	
		1712.5 (131997)	21.29	20.49	19.97	19.03	
	12RB-Low (0)	1777.5 (132647)	20.51	20.42	19.61	18.70	
		1745 (132322)	21.04	20.32	19.64	18.72	
		1712.5 (131997)	21.29	20.60	19.91	18.98	
	25RB (0)	1777.5 (132647)	21.08	20.83	19.64	18.72	
		1745 (132322)	20.45	20.81	19.67	18.75	
		1712.5 (131997)	20.80	20.99	19.88	18.95	
	10MHz	1RB-High (49)	1775 (132622)	20.60	21.11	20.19	18.54
			1745 (132322)	20.98	20.98	20.69	19.02
			1715 (132022)	21.12	21.12	20.97	19.28
		1RB-Middle (24)	1775 (132622)	21.04	21.08	20.89	19.21
			1745 (132322)	21.00	20.99	20.81	19.13
			1715 (132022)	20.99	21.04	20.92	19.23
1RB-Low (0)		1775 (132622)	20.94	21.05	21.00	19.31	
		1745 (132322)	20.95	20.99	20.76	19.09	
		1715 (132022)	20.33	21.12	20.39	18.73	
25RB-High (25)		1775 (132622)	21.02	20.82	19.67	18.75	
		1745 (132322)	21.01	20.33	19.66	18.74	
		1715 (132022)	21.17	20.89	19.75	18.82	
25RB-Middle (12)		1775 (132622)	21.07	20.83	19.64	18.72	
		1745 (132322)	21.12	20.85	19.74	18.82	
		1715 (132022)	20.96	20.98	19.80	18.88	
25RB-Low (0)		1775 (132622)	20.99	20.71	19.64	18.72	
		1745 (132322)	21.07	20.85	19.64	18.72	
		1715 (132022)	20.46	21.02	19.87	18.94	
50RB (0)		1775 (132622)	21.14	20.28	19.73	18.81	
		1745 (132322)	21.03	20.34	19.57	18.66	
		1715 (132022)	21.22	20.44	19.81	18.89	

15MHz	1RB-High (74)	1772.5 (132597)	20.14	20.96	20.40	18.74	
		1745 (132322)	20.58	20.80	20.51	18.85	
		1717.5 (132047)	20.94	20.94	20.07	18.43	
	1RB-Middle (37)	1772.5 (132597)	20.55	20.82	20.74	19.07	
		1745 (132322)	20.69	20.85	20.09	18.45	
		1717.5 (132047)	20.96	21.00	20.60	18.93	
	1RB-Low (0)	1772.5 (132597)	20.79	20.14	20.55	18.88	
		1745 (132322)	20.72	20.17	20.04	18.40	
		1717.5 (132047)	20.98	20.44	20.88	19.20	
	36RB-High (38)	1772.5 (132597)	20.02	20.65	19.52	18.61	
		1745 (132322)	20.67	20.64	19.54	18.63	
		1717.5 (132047)	20.96	20.82	19.66	18.74	
	36RB-Middle (19)	1772.5 (132597)	20.66	20.68	19.50	18.60	
		1745 (132322)	20.85	20.59	19.57	18.66	
		1717.5 (132047)	20.98	20.79	19.54	18.63	
	36RB-Low (0)	1772.5 (132597)	20.72	20.26	19.54	18.63	
		1745 (132322)	20.85	19.86	19.58	18.67	
		1717.5 (132047)	21.00	20.09	19.74	18.82	
	75RB (0)	1772.5 (132597)	20.15	20.72	19.61	18.70	
		1745 (132322)	20.64	20.60	19.58	18.67	
		1717.5 (132047)	20.96	20.74	19.63	18.71	
	20MHz	1RB-High (99)	1770 (132572)	21.15	20.76	20.85	19.17
			1745 (132322)	21.14	20.85	21.00	19.19
			1720 (132072)	20.77	20.54	20.56	18.39
		1RB-Middle (50)	1770 (132572)	21.02	20.77	20.92	19.13
			1745 (132322)	21.09	20.81	21.02	19.12
			1720 (132072)	20.76	20.51	20.64	18.77
1RB-Low (0)		1770 (132572)	21.13	20.78	20.82	18.70	
		1745 (132322)	20.96	20.69	20.81	18.99	
		1720 (132072)	20.80	20.43	20.56	18.62	
50RB-High (50)		1770 (132572)	21.32	21.19	21.22	19.20	
		1745 (132322)	21.29	21.13	21.15	19.19	
		1720 (132072)	21.01	20.58	21.06	18.06	
50RB-Middle (25)		1770 (132572)	21.27	21.23	21.29	19.24	
		1745 (132322)	21.05	21.13	21.15	19.06	
		1720 (132072)	21.07	21.07	20.39	18.91	
50RB-Low (0)		1770 (132572)	21.31	21.27	20.49	19.01	
		1745 (132322)	21.04	20.99	21.02	18.91	
		1720 (132072)	20.93	20.95	20.92	18.86	
100RB (0)		1770 (132572)	21.29	21.33	21.34	19.28	
		1745 (132322)	21.24	21.23	21.21	19.13	
		1720 (132072)	21.16	20.95	20.74	18.93	

LTE Band66 ANT3 DS11 (WIFI OFF)

BANDWIDTH	Number of RBs	Frequency	QPSK	16QAM	64QAM	256QAM
1.4MHz	1RB-High (5)	1779.3 (132665)	22.28	22.58	21.55	19.45
		1745 (132322)	21.78	22.40	21.34	19.47
		1710.7 (131979)	22.20	22.88	21.38	19.49
	1RB-Middle (3)	1779.3 (132665)	21.53	22.72	20.94	19.10
		1745 (132322)	21.87	22.59	21.15	19.29
		1710.7 (131979)	22.57	22.88	21.37	19.48
	1RB-Low (0)	1779.3 (132665)	21.59	22.50	21.02	19.17
		1745 (132322)	22.16	22.49	21.27	19.40
		1710.7 (131979)	22.56	22.85	20.89	19.06
	3RB-High (3)	1779.3 (132665)	22.37	22.37	21.02	19.17
		1745 (132322)	21.76	22.34	21.12	19.26
		1710.7 (131979)	22.37	22.57	20.74	18.92
	3RB-Middle (1)	1779.3 (132665)	21.59	22.36	21.30	19.43
		1745 (132322)	21.73	22.26	20.64	18.83
		1710.7 (131979)	22.64	22.70	21.39	19.50
	3RB-Low (0)	1779.3 (132665)	21.58	22.40	21.20	19.34
		1745 (132322)	22.22	22.20	20.62	18.81
		1710.7 (131979)	22.52	22.52	21.51	19.36
	6RB (0)	1779.3 (132665)	22.32	22.25	20.59	19.48
		1745 (132322)	21.78	22.32	20.47	19.38
		1710.7 (131979)	21.97	22.52	20.77	19.35
3MHz	1RB-High (14)	1778.5 (132657)	22.23	22.57	20.64	19.23
		1745 (132322)	22.26	22.39	21.07	19.37
		1711.5 (131987)	22.53	22.71	21.16	19.42
	1RB-Middle (7)	1778.5 (132657)	22.40	22.56	21.12	19.50
		1745 (132322)	22.36	22.45	21.14	19.46
		1711.5 (131987)	22.06	22.92	20.78	19.48
	1RB-Low (0)	1778.5 (132657)	22.27	22.49	21.15	19.16
		1745 (132322)	21.86	22.38	20.53	19.49
		1711.5 (131987)	21.97	22.64	21.26	18.92
	8RB-High (7)	1778.5 (132657)	22.37	22.34	21.09	19.33
		1745 (132322)	22.40	22.18	20.95	19.20
		1711.5 (131987)	22.50	22.42	20.78	19.06
	8RB-Middle (4)	1778.5 (132657)	22.46	22.38	21.12	19.36
		1745 (132322)	22.39	22.24	20.87	19.14
		1711.5 (131987)	22.03	22.37	21.18	19.41
	8RB-Low (0)	1778.5 (132657)	22.41	22.40	20.56	18.86
		1745 (132322)	22.08	22.20	21.00	19.25
		1711.5 (131987)	22.00	22.51	21.24	19.47
	15RB (0)	1778.5 (132657)	22.45	22.45	21.03	19.28
		1745 (132322)	22.37	21.64	21.11	19.35
		1711.5 (131987)	22.57	21.75	21.15	19.38

5MHz	1RB-High (24)	1777.5 (132647)	22.95	23.18	21.92	19.38	
		1745 (132322)	22.30	23.06	21.94	19.40	
		1712.5 (131997)	22.58	23.25	21.55	19.05	
	1RB-Middle (12)	1777.5 (132647)	22.56	22.70	21.90	19.37	
		1745 (132322)	22.44	22.63	21.78	19.26	
		1712.5 (131997)	23.29	22.97	21.41	18.92	
	1RB-Low (0)	1777.5 (132647)	22.49	22.94	21.81	19.28	
		1745 (132322)	22.89	22.52	21.18	18.72	
		1712.5 (131997)	23.16	22.99	21.87	19.34	
	12RB-High (13)	1777.5 (132647)	23.05	22.93	20.64	18.93	
		1745 (132322)	22.38	22.86	20.57	18.86	
		1712.5 (131997)	22.68	22.95	20.71	18.99	
	12RB-Middle (6)	1777.5 (132647)	22.50	22.48	20.74	19.02	
		1745 (132322)	22.51	21.88	20.61	18.90	
		1712.5 (131997)	23.25	22.52	20.92	19.18	
	12RB-Low (0)	1777.5 (132647)	22.40	22.45	20.55	18.85	
		1745 (132322)	22.98	22.34	20.58	18.87	
		1712.5 (131997)	23.25	22.64	20.86	19.13	
	25RB (0)	1777.5 (132647)	23.03	22.90	20.58	18.87	
		1745 (132322)	22.34	22.87	20.61	18.90	
		1712.5 (131997)	22.72	23.07	20.83	19.10	
	10MHz	1RB-High (49)	1775 (132622)	22.50	23.20	21.15	18.69
			1745 (132322)	22.92	23.06	21.68	19.17
			1715 (132022)	23.07	23.21	21.97	19.43
		1RB-Middle (24)	1775 (132622)	22.98	23.17	21.89	19.36
			1745 (132322)	22.94	23.07	21.81	19.28
			1715 (132022)	22.93	23.13	21.92	19.38
1RB-Low (0)		1775 (132622)	22.87	23.14	22.00	19.46	
		1745 (132322)	22.88	23.07	21.75	19.24	
		1715 (132022)	22.21	23.21	21.37	18.88	
25RB-High (25)		1775 (132622)	22.96	22.88	20.61	18.90	
		1745 (132322)	22.95	22.35	20.60	18.89	
		1715 (132022)	23.12	22.96	20.69	18.97	
25RB-Middle (12)		1775 (132622)	23.01	22.90	20.58	18.87	
		1745 (132322)	23.07	22.92	20.68	18.97	
		1715 (132022)	22.89	23.06	20.75	19.03	
25RB-Low (0)		1775 (132622)	22.93	22.76	20.58	18.87	
		1745 (132322)	23.01	22.92	20.58	18.87	
		1715 (132022)	22.35	23.10	20.82	19.09	
50RB (0)		1775 (132622)	23.09	22.29	20.67	18.96	
		1745 (132322)	22.97	22.36	20.50	18.81	
		1715 (132022)	23.18	22.47	20.76	19.04	

15MHz	1RB-High (74)	1772.5 (132597)	22.00	23.04	21.38	18.89	
		1745 (132322)	22.48	22.86	21.49	19.00	
		1717.5 (132047)	22.87	23.02	21.03	18.57	
	1RB-Middle (37)	1772.5 (132597)	22.45	22.88	21.73	19.22	
		1745 (132322)	22.60	22.92	21.05	18.59	
		1717.5 (132047)	22.89	23.08	21.58	19.08	
	1RB-Low (0)	1772.5 (132597)	22.71	22.14	21.53	19.03	
		1745 (132322)	22.63	22.17	21.00	18.54	
		1717.5 (132047)	22.92	22.47	21.88	19.35	
	36RB-High (38)	1772.5 (132597)	21.87	22.70	20.45	18.76	
		1745 (132322)	22.58	22.69	20.47	18.78	
		1717.5 (132047)	22.89	22.88	20.60	18.89	
	36RB-Middle (19)	1772.5 (132597)	22.57	22.73	20.43	18.75	
		1745 (132322)	22.77	22.63	20.51	18.81	
		1717.5 (132047)	22.92	22.85	20.47	18.78	
	36RB-Low (0)	1772.5 (132597)	22.63	22.27	20.47	18.78	
		1745 (132322)	22.77	21.83	20.52	18.82	
		1717.5 (132047)	22.94	22.08	20.68	18.97	
	75RB (0)	1772.5 (132597)	22.01	22.78	20.55	18.85	
		1745 (132322)	22.54	22.64	20.52	18.82	
		1717.5 (132047)	22.89	22.80	20.57	18.86	
	20MHz	1RB-High (99)	1770 (132572)	22.99	23.38	21.30	19.42
			1745 (132322)	23.29	23.45	21.61	19.38
			1720 (132072)	22.73	22.36	21.55	19.36
		1RB-Middle (50)	1770 (132572)	22.96	22.83	21.92	19.28
			1745 (132322)	23.17	23.43	21.67	19.39
			1720 (132072)	22.64	22.34	21.95	19.21
1RB-Low (0)		1770 (132572)	22.53	21.62	20.55	18.53	
		1745 (132322)	22.38	21.75	20.81	18.96	
		1720 (132072)	22.58	22.28	21.89	19.11	
50RB-High (50)		1770 (132572)	23.05	22.72	20.69	19.49	
		1745 (132322)	23.47	22.93	20.89	19.48	
		1720 (132072)	21.91	21.57	20.42	19.11	
50RB-Middle (25)		1770 (132572)	23.08	22.59	20.72	19.36	
		1745 (132322)	23.35	22.77	20.79	19.41	
		1720 (132072)	22.68	21.75	20.86	19.28	
50RB-Low (0)		1770 (132572)	23.02	21.81	21.08	19.47	
		1745 (132322)	22.77	21.79	20.95	19.42	
		1720 (132072)	22.92	22.14	21.29	19.30	
100RB (0)		1770 (132572)	23.01	22.69	20.67	19.33	
		1745 (132322)	23.34	22.86	20.86	19.36	
		1720 (132072)	22.19	21.55	20.22	19.34	

12.2 Wi-Fi and BT Measurement result

The average conducted power for Wi-Fi is as following:

The conducted output power for WiFi 2.4G-ANT9 power is as following

802.11b	Channel\data	1Mbps
WLAN2450	11(2462MHz)	14.81
	6(2437(MHz)	14.89
	1(2412MHz)	14.26
Tune up		16.00
802.11g	Channel\data	6Mbps
WLAN2450	11(2462MHz)	13.50
	6(2437(MHz)	13.45
	1(2412MHz)	12.91
Tune up		14.00
802.11n-20MHz	Channel\data	MCS0
WLAN2450	11(2462MHz)	13.35
	6(2437(MHz)	13.34
	1(2412MHz)	12.69
Tune up		14.00
802.11n-40MHz	Channel\data	MCS0
WLAN2450	9(2452MHz)	13.13
	6(2437MHz)	13.17
	3(2422MHz)	13.47
802.11ax-20MHz	Channel\data	MCS0
Tune up		14.00
WLAN2450	11(2462MHz)	12.65
	6(2437(MHz)	12.28
	1(2412MHz)	12.05
Tune up		14.00
802.11ax-40MHz	Channel\data	MCS0
WLAN2450	9(2452MHz)	12.83
	6(2437MHz)	12.91
	3(2422MHz)	12.03
Tune up		14.00

The conducted output power for WiFi 2.4G-ANT10 power is as following

802.11b	Channel\data	1Mbps
WLAN2450	11(2462MHz)	14.20
	6(2437(MHz)	14.52
	1(2412MHz)	14.09
Tune up		16.00
802.11g	Channel\data	6Mbps
WLAN2450	11(2462MHz)	12.82
	6(2437(MHz)	12.88
	1(2412MHz)	13.47
Tune up		14.00
802.11n-20MHz	Channel\data	MCS0
WLAN2450	11(2462MHz)	12.69
	6(2437(MHz)	12.70
	1(2412MHz)	13.14
Tune up		14.00
802.11n-40MHz	Channel\data	MCS0
WLAN2450	9(2452MHz)	13.37
	6(2437MHz)	12.73
	3(2422MHz)	13.63
Tune up		14.00
802.11ax-20MHz	Channel\data	MCS0
WLAN2450	11(2462MHz)	12.11
	6(2437(MHz)	12.13
	1(2412MHz)	12.63
Tune up		14.00
802.11ax-40MHz	Channel\data	MCS0
WLAN2450	9(2452MHz)	12.15
	6(2437MHz)	12.44
	3(2422MHz)	12.38
Tune up		14.00

The conducted output power for WiFi 2.4G-MIMO power is as following

802.11n-20MHz	Channel\data	MCS0
WLAN2450	11(2462MHz)	13.92
	6(2437(MHz)	13.85
	1(2412MHz)	13.48
Tune up		14.00
802.11n-40MHz	Channel\data	MCS0
WLAN2450	9(2452MHz)	13.16
	6(2437MHz)	13.15
	3(2422MHz)	13.92
Tune up		14.00
802.11ax-20MHz	Channel\data	MCS0
WLAN2450	11(2462MHz)	13.23
	6(2437(MHz)	13.87
	1(2412MHz)	13.44
Tune up		14.00
802.11ax-40MHz	Channel\data	MCS0
WLAN2450	9(2452MHz)	13.78
	6(2437MHz)	13.71
	3(2422MHz)	13.40
Tune up		14.00

The conducted output power for WiFi 5G-ANT9 power is as following

802.11a(dBm)	
Channel\data rate	6Mbps
36(5180 MHz)	13.71
40(5200 MHz)	13.34
44(5220 MHz)	13.99
48(5240 MHz)	14.49
52(5260 MHz)	13.59
56(5280 MHz)	13.38
60(5300 MHz)	13.11
64(5320 MHz)	13.22
100(5500 MHz)	13.09
104(5520 MHz)	13.68
108(5540 MHz)	13.48
112(5560 MHz)	13.12
116(5580 MHz)	13.92
120(5600 MHz)	13.88
124(5620 MHz)	14.25
128(5640 MHz)	14.80
132(5660 MHz)	14.28
136(5680 MHz)	14.41
140(5700 MHz)	13.85
144(5720 MHz)	13.19
149(5745 MHz)	13.11
153(5765 MHz)	13.01
157(5785 MHz)	13.28
161(5805 MHz)	13.56
165(5825 MHz)	14.61
Tune up	15.00

The conducted output power for WiFi 5G-ANT10 power is as following

802.11a(dBm)	
Channel\data rate	6Mbps
36(5180 MHz)	13.60
40(5200 MHz)	14.39
44(5220 MHz)	14.70
48(5240 MHz)	14.08
52(5260 MHz)	14.67
56(5280 MHz)	14.50
60(5300 MHz)	13.85
64(5320 MHz)	14.25
100(5500 MHz)	13.33
104(5520 MHz)	13.37
108(5540 MHz)	13.36
112(5560 MHz)	13.44
116(5580 MHz)	14.19
120(5600 MHz)	14.40
124(5620 MHz)	14.33
128(5640 MHz)	14.51
132(5660 MHz)	14.14
136(5680 MHz)	13.86
140(5700 MHz)	13.97
144(5720 MHz)	14.16
149(5745 MHz)	13.59
153(5765 MHz)	14.01
157(5785 MHz)	14.10
161(5805 MHz)	13.56
165(5825 MHz)	13.20
Tune up	15.00

The conducted output power for WiFi 5G-MIMO power is as following

802.11ac(dBm)-160MHz	
Channel\data rate	MCS0
50(5250 MHz)	12.46
114(5570 MHz)	13.58
Tune up	14



The conducted output power for WiFi 6G-ANT9 power is as following

802.11a(dBm)	
Channel\data rate	6Mbps
1(5955 MHz)	6.05
5(5975 MHz)	6.07
9(5995 MHz)	6.13
13(6015 MHz)	6.18
17(6035 MHz)	5.41
21(6055 MHz)	5.56
25(6075 MHz)	4.46
29(6095 MHz)	5.23
33(6115 MHz)	5.04
37(6135 MHz)	4.52
41(6155 MHz)	4.70
45(6175 MHz)	4.99
49(6195 MHz)	6.11
53(6215 MHz)	5.68
57(6235 MHz)	5.75
Tune up	6.40
61(6255 MHz)	6.89
65(6275 MHz)	7.53
69(6295 MHz)	7.50
73(6315 MHz)	7.49
77(6335 MHz)	7.62
81(6355 MHz)	7.29
85(6375 MHz)	6.98
89(6395 MHz)	6.98
93(6415 MHz)	6.93
Tune up	7.70
97(6435 MHz)	5.37
101(6455 MHz)	5.49
105(6475 MHz)	5.17
109(6495 MHz)	3.79
113(6515 MHz)	3.74
Tune up	5.50
117(6535 MHz)	3.74
121(6555 MHz)	3.81
125(6575 MHz)	3.89
129(6595 MHz)	3.99
133(6615 MHz)	4.63
137(6635 MHz)	4.66
141(6655 MHz)	4.73
145(6675 MHz)	3.20
149(6695 MHz)	4.73
153(6715 MHz)	4.82
157(6735 MHz)	4.39
161(6755 MHz)	4.46
165(6775 MHz)	4.63
169(6795 MHz)	3.55
173(6815 MHz)	3.70
177(6835 MHz)	3.65
181(6855 MHz)	3.29
185(6875 MHz)	3.55
Tune up	5.00
189(6895 MHz)	3.74
193(6915 MHz)	4.34
197(6935 MHz)	4.88
Tune up	5.00
201(6955 MHz)	5.25
205(6975 MHz)	5.11
209(6995 MHz)	5.28
213(7015 MHz)	5.46
217(7035 MHz)	5.40
221(7055 MHz)	5.68
225(7075 MHz)	5.94
Tune up	6.00
229(7095 MHz)	4.99
233(7115 MHz)	3.12
Tune up	5.00



The conducted output power for WiFi 6G-ANT10 power is as following

802.11a(dBm)	
Channel\data rate	6Mbps
1(5955 MHz)	7.07
5(5975 MHz)	7.06
9(5995 MHz)	7.12
13(6015 MHz)	7.29
17(6035 MHz)	7.34
21(6055 MHz)	7.59
25(6075 MHz)	7.77
29(6095 MHz)	8.01
33(6115 MHz)	8.19
37(6135 MHz)	8.09
41(6155 MHz)	8.19
45(6175 MHz)	8.30
49(6195 MHz)	8.34
Tune up	9.00
53(6215 MHz)	9.78
57(6235 MHz)	9.72
61(6255 MHz)	8.70
65(6275 MHz)	8.79
69(6295 MHz)	9.01
73(6315 MHz)	9.14
77(6335 MHz)	9.36
81(6355 MHz)	9.36
85(6375 MHz)	9.79
89(6395 MHz)	9.63
93(6415 MHz)	9.77
Tune up	10.00
97(6435 MHz)	9.70
101(6455 MHz)	9.99
105(6475 MHz)	9.87
109(6495 MHz)	10.01
113(6515 MHz)	10.05
Tune up	11.00
117(6535 MHz)	10.08
121(6555 MHz)	9.81
125(6575 MHz)	9.84
129(6595 MHz)	9.88
133(6615 MHz)	9.16
137(6635 MHz)	9.21
141(6655 MHz)	9.25
Tune up	11.00
145(6675 MHz)	7.67
149(6695 MHz)	8.25
153(6715 MHz)	8.23
157(6735 MHz)	7.79
161(6755 MHz)	7.72
165(6775 MHz)	7.64
169(6795 MHz)	7.37
173(6815 MHz)	7.39
177(6835 MHz)	7.43
181(6855 MHz)	7.24
185(6875 MHz)	7.34
Tune up	9.00
189(6895 MHz)	7.44
193(6915 MHz)	6.63
197(6935 MHz)	6.77
201(6955 MHz)	6.50
Tune up	8.00
205(6975 MHz)	3.59
Tune up	5.00
209(6995 MHz)	5.80
213(7015 MHz)	5.84
217(7035 MHz)	5.74
221(7055 MHz)	6.09
225(7075 MHz)	6.26
229(7095 MHz)	6.15
233(7115 MHz)	4.93
Tune up	6.50



The conducted output power for WiFi 6G-MIMO power is as following

802.11ax(dBm)-160MHz	
Channel\data rate	MCS0
15(6025MHz)	8.26
47(6185 MHz)	9.08
Tune up	10
79(6345 MHz)	10.90
Tune up	11
111(6505 MHz)	8.13
Tune up	8.5
143(6665 MHz)	7.71
175(6825 MHz)	8.35
Tune up	9
207(6985 MHz)	6.83
Tune up	8.5

12.3 NR 5G Measurement result

N2 ANT1 DSI0 (WIFI OFF)

No.	Test Freq Description	5G-n2							Power Results (dBm)			
		SCS (kHz)	NR BW (MHz)	Modulation	RB allocation		NR Test Freq. (MHz)	NR Test CH.	Tune up	n2		
1	High	15	5	DFT-s-OFDM QPSK	Inner	Full	12	6	1907.5	381500	24.00	22.51
2	Middle	15	5	DFT-s-OFDM QPSK	Inner	Full	12	6	1880	376000	24.00	22.48
3	Low	15	5	DFT-s-OFDM QPSK	Inner	Full	12	6	1852.5	370500	24.00	22.50
4	High	15	20	DFT-s-OFDM QPSK	Inner	Full	50	25	1900	380000	24.00	22.68
5	Middle	15	20	DFT-s-OFDM QPSK	Inner	Full	50	25	1880	376000	24.00	22.92
6	Low	15	20	DFT-s-OFDM QPSK	Inner	Full	50	25	1860	372000	24.00	22.72

According to the table above, the maximum power configuration is selected as the default test configuration

No.	Test Freq Description	5G-n2							Power Results (dBm)				
		SCS (kHz)	NR BW (MHz)	Modulation	RB allocation		NR Test Freq. (MHz)	NR Test CH.	Tune up	n2			
1	Middle	15	20	DFT-s-OFDM PI/2 BPSK1	Inner	Full	50	25	1880	376000	24.00	22.77	
2	Middle	15	20	DFT-s-OFDM 16QAM	Inner	Full	50	25	1880	376000	23.00	21.88	
3	Middle	15	20	DFT-s-OFDM 64QAM	Inner	Full	50	25	1880	376000	21.50	20.37	
4	Middle	15	20	DFT-s-OFDM 256QAM	Inner	Full	50	25	1880	376000	19.50	18.38	
5	Middle	15	20	CP-OFDM QPSK	Inner	Full	50	25	1880	376000	22.50	21.43	
6	Middle	15	20	CP-OFDM 16QAM	Inner	Full	50	25	1880	376000	22.00	20.94	
7	Middle	15	20	CP-OFDM 64QAM	Inner	Full	50	25	1880	376000	20.50	19.49	
8	Middle	15	20	CP-OFDM 256QAM	Inner	Full	50	25	1880	376000	17.50	16.38	
9	Middle	15	20	DFT-s-OFDM QPSK	Edge	Full	2@	104	1880	376000	23.00	21.89	
10	Middle	15	20	DFT-s-OFDM QPSK	Edge	Full	2@	0	1880	376000	23.00	21.87	
11	Middle	15	20	DFT-s-OFDM QPSK	Edge	1RB	Right	1@	105	1880	376000	23.00	21.96
12	Middle	15	20	DFT-s-OFDM QPSK	Edge	1RB	Left	1@	0	1880	376000	23.00	21.99
13	Middle	15	20	DFT-s-OFDM QPSK	Inner	1RB	Right	1@	104	1880	376000	24.00	22.89
14	Middle	15	20	DFT-s-OFDM QPSK	Inner	1RB	Left	1@	1	1880	376000	24.00	22.84
15	Middle	15	20	DFT-s-OFDM QPSK	Outer	Full	100@	0	1880	376000	23.00	21.94	
15	Middle	15	10	DFT-s-OFDM QPSK	Inner	Full	25	12	1880	376000	24.00	22.61	
18	Middle	15	15	DFT-s-OFDM QPSK	Inner	Full	36	18	1880	376000	24.00	22.84	

N2 ANT1 DSI0 (WIFI ON)/ DSI1 (WIFI OFF)

No.	Test Freq Description	5G-n2							Power Results (dBm)			
		SCS (kHz)	NR BW (MHz)	Modulation	RB allocation		NR Test Freq. (MHz)	NR Test CH.	Tune up	n2		
1	High	15	5	DFT-s-OFDM QPSK	Inner	Full	12	6	1907.5	381500	23.00	22.28
2	Middle	15	5	DFT-s-OFDM QPSK	Inner	Full	12	6	1880	376000	23.00	22.35
3	Low	15	5	DFT-s-OFDM QPSK	Inner	Full	12	6	1852.5	370500	23.00	22.31
4	High	15	20	DFT-s-OFDM QPSK	Inner	Full	50	25	1900	380000	23.00	22.36
5	Middle	15	20	DFT-s-OFDM QPSK	Inner	Full	50	25	1880	376000	23.00	22.58
6	Low	15	20	DFT-s-OFDM QPSK	Inner	Full	50	25	1860	372000	23.00	22.36

According to the table above, the maximum power configuration is selected as the default test configuration

No.	Test Freq Description	5G-n2							Power Results (dBm)				
		SCS (kHz)	NR BW (MHz)	Modulation	RB allocation		NR Test Freq. (MHz)	NR Test CH.	Tune up	n2			
1	Middle	15	20	DFT-s-OFDM PI/2 BPSK1	Inner	Full	50	25	1880	376000	23.00	22.55	
2	Middle	15	20	DFT-s-OFDM 16QAM	Inner	Full	50	25	1880	376000	23.00	22.54	
3	Middle	15	20	DFT-s-OFDM 64QAM	Inner	Full	50	25	1880	376000	21.50	21.12	
4	Middle	15	20	DFT-s-OFDM 256QAM	Inner	Full	50	25	1880	376000	19.50	19.18	
5	Middle	15	20	CP-OFDM QPSK	Inner	Full	50	25	1880	376000	22.50	22.21	
6	Middle	15	20	CP-OFDM 16QAM	Inner	Full	50	25	1880	376000	22.00	21.64	
7	Middle	15	20	CP-OFDM 64QAM	Inner	Full	50	25	1880	376000	20.50	20.26	
8	Middle	15	20	CP-OFDM 256QAM	Inner	Full	50	25	1880	376000	17.50	17.19	
9	Middle	15	20	DFT-s-OFDM QPSK	Edge	Full	2@	104	1880	376000	23.00	22.36	
10	Middle	15	20	DFT-s-OFDM QPSK	Edge	Full	Left	2@	0	1880	376000	23.00	22.38
11	Middle	15	20	DFT-s-OFDM QPSK	Edge	1RB	Right	1@	105	1880	376000	23.00	22.45
12	Middle	15	20	DFT-s-OFDM QPSK	Edge	1RB	Left	1@	0	1880	376000	23.00	22.49
13	Middle	15	20	DFT-s-OFDM QPSK	Inner	1RB	Right	1@	104	1880	376000	23.00	22.44
14	Middle	15	20	DFT-s-OFDM QPSK	Inner	1RB	Left	1@	1	1880	376000	23.00	22.51
15	Middle	15	20	DFT-s-OFDM QPSK	Outer	Full	100@	0	1880	376000	23.00	22.21	
15	Middle	15	10	DFT-s-OFDM QPSK	Inner	Full	25	12	1880	376000	23.00	22.27	
18	Middle	15	15	DFT-s-OFDM QPSK	Inner	Full	36	18	1880	376000	23.00	22.50	

N2 ANT1 DS1 (WIFI ON)

No.	Test Freq Description	5G-n2							Tune up	Power Results (dBm)
		SCS (kHz)	NR BW (MHz)	Modulation	RB allocation		NR Test Freq. (MHz)	NR Test CH.		n2
1	High	15	5	DFT-s-OFDM QPSK	Inner Full	12 6	1907.5	381500	21.00	20.65
2	Middle	15	5	DFT-s-OFDM QPSK	Inner Full	12 6	1880	376000	21.00	20.72
3	Low	15	5	DFT-s-OFDM QPSK	Inner Full	12 6	1852.5	370500	21.00	20.68
4	High	15	20	DFT-s-OFDM QPSK	Inner Full	50 25	1900	380000	21.00	20.73
5	Middle	15	20	DFT-s-OFDM QPSK	Inner Full	50 25	1880	376000	21.00	20.93
6	Low	15	20	DFT-s-OFDM QPSK	Inner Full	50 25	1860	372000	21.00	20.73

According to the table above, the maximum power configuration is selected as the default test configuration

No.	Test Freq Description	5G-n2							Tune up	Power Results (dBm)
		SCS (kHz)	NR BW (MHz)	Modulation	RB allocation		NR Test Freq. (MHz)	NR Test CH.		n2
1	Middle	15	20	DFT-s-OFDM P1/2 BPSK1	Inner Full	50 25	1880	376000	21.00	20.87
2	Middle	15	20	DFT-s-OFDM 16QAM	Inner Full	50 25	1880	376000	21.00	20.71
3	Middle	15	20	DFT-s-OFDM 64QAM	Inner Full	50 25	1880	376000	21.00	20.66
4	Middle	15	20	DFT-s-OFDM 256QAM	Inner Full	50 25	1880	376000	19.50	19.27
5	Middle	15	20	CP-OFDM QPSK	Inner Full	50 25	1880	376000	21.00	20.76
6	Middle	15	20	CP-OFDM 16QAM	Inner Full	50 25	1880	376000	21.00	20.79
7	Middle	15	20	CP-OFDM 64QAM	Inner Full	50 25	1880	376000	20.50	20.27
8	Middle	15	20	CP-OFDM 256QAM	Inner Full	50 25	1880	376000	17.50	17.26
9	Middle	15	20	DFT-s-OFDM QPSK	Edge Full Right	2@104	1880	376000	21.00	20.71
10	Middle	15	20	DFT-s-OFDM QPSK	Edge Full Left	2@0	1880	376000	21.00	20.78
11	Middle	15	20	DFT-s-OFDM QPSK	Edge 1RB Right	1@105	1880	376000	21.00	20.84
12	Middle	15	20	DFT-s-OFDM QPSK	Edge 1RB Left	1@0	1880	376000	21.00	20.65
13	Middle	15	20	DFT-s-OFDM QPSK	Inner 1RB Right	1@104	1880	376000	21.00	20.69
14	Middle	15	20	DFT-s-OFDM QPSK	Inner 1RB Left	1@1	1880	376000	21.00	20.74
15	Middle	15	20	DFT-s-OFDM QPSK	Outer Full	100@0	1880	376000	21.00	20.23
15	Middle	15	10	DFT-s-OFDM QPSK	Inner Full	25 12	1880	376000	21.00	20.64
18	Middle	15	15	DFT-s-OFDM QPSK	Inner Full	36 18	1880	376000	21.00	20.86

N2 ANT3 DS10 (WIFI ON/OFF)/ DS1 (WIFI OFF)

No.	Test Freq Description	5G-n2							Tune up	Power Results (dBm)
		SCS (kHz)	NR BW (MHz)	Modulation	RB allocation		NR Test Freq. (MHz)	NR Test CH.		n2
1	High	15	5	DFT-s-OFDM QPSK	Inner Full	12 6	1907.5	381500	24.00	23.32
2	Middle	15	5	DFT-s-OFDM QPSK	Inner Full	12 6	1880	376000	24.00	23.35
3	Low	15	5	DFT-s-OFDM QPSK	Inner Full	12 6	1852.5	370500	24.00	23.29
4	High	15	20	DFT-s-OFDM QPSK	Inner Full	50 25	1900	380000	24.00	23.47
5	Middle	15	20	DFT-s-OFDM QPSK	Inner Full	50 25	1880	376000	24.00	23.57
6	Low	15	20	DFT-s-OFDM QPSK	Inner Full	50 25	1860	372000	24.00	23.48

According to the table above, the maximum power configuration is selected as the default test configuration

No.	Test Freq Description	5G-n2							Tune up	Power Results (dBm)
		SCS (kHz)	NR BW (MHz)	Modulation	RB allocation		NR Test Freq. (MHz)	NR Test CH.		n2
1	Middle	15	20	DFT-s-OFDM P1/2 BPSK1	Inner Full	50 25	1880	376000	24.00	23.49
2	Middle	15	20	DFT-s-OFDM 16QAM	Inner Full	50 25	1880	376000	23.00	22.56
3	Middle	15	20	DFT-s-OFDM 64QAM	Inner Full	50 25	1880	376000	21.50	21.08
4	Middle	15	20	DFT-s-OFDM 256QAM	Inner Full	50 25	1880	376000	19.50	19.07
5	Middle	15	20	CP-OFDM QPSK	Inner Full	50 25	1880	376000	22.50	22.08
6	Middle	15	20	CP-OFDM 16QAM	Inner Full	50 25	1880	376000	22.00	21.62
7	Middle	15	20	CP-OFDM 64QAM	Inner Full	50 25	1880	376000	20.50	20.09
8	Middle	15	20	CP-OFDM 256QAM	Inner Full	50 25	1880	376000	17.50	17.11
9	Middle	15	20	DFT-s-OFDM QPSK	Edge Full Right	2@104	1880	376000	23.00	22.64
10	Middle	15	20	DFT-s-OFDM QPSK	Edge Full Left	2@0	1880	376000	23.00	22.55
11	Middle	15	20	DFT-s-OFDM QPSK	Edge 1RB Right	1@105	1880	376000	23.00	22.63
12	Middle	15	20	DFT-s-OFDM QPSK	Edge 1RB Left	1@0	1880	376000	23.00	22.63
13	Middle	15	20	DFT-s-OFDM QPSK	Inner 1RB Right	1@104	1880	376000	24.00	23.55
14	Middle	15	20	DFT-s-OFDM QPSK	Inner 1RB Left	1@1	1880	376000	24.00	23.47
15	Middle	15	20	DFT-s-OFDM QPSK	Outer Full	100@0	1880	376000	23.00	22.65
15	Middle	15	10	DFT-s-OFDM QPSK	Inner Full	25 12	1880	376000	24.00	23.26
18	Middle	15	15	DFT-s-OFDM QPSK	Inner Full	36 18	1880	376000	24.00	23.47

N2 ANT3 DS1 (WIFI ON)

No.	Test Freq Description	5G-n2							Power Results (dBm)			
		SCS (kHz)	NR BW (MHz)	Modulation	RB allocation		NR Test Freq. (MHz)	NR Test CH.	Tune up	n2		
1	High	15	5	DFT-s-OFDM QPSK	Inner	Full	12	6	1907.5	381500	23.00	22.34
2	Middle	15	5	DFT-s-OFDM QPSK	Inner	Full	12	6	1880	376000	23.00	22.37
3	Low	15	5	DFT-s-OFDM QPSK	Inner	Full	12	6	1852.5	370500	23.00	22.31
4	High	15	20	DFT-s-OFDM QPSK	Inner	Full	50	25	1900	380000	23.00	22.48
5	Middle	15	20	DFT-s-OFDM QPSK	Inner	Full	50	25	1880	376000	23.00	22.58
6	Low	15	20	DFT-s-OFDM QPSK	Inner	Full	50	25	1860	372000	23.00	22.49

According to the table above, the maximum power configuration is selected as the default test configuration

No.	Test Freq Description	5G-n2							Power Results (dBm)				
		SCS (kHz)	NR BW (MHz)	Modulation	RB allocation		NR Test Freq. (MHz)	NR Test CH.	Tune up	n2			
1	Middle	15	20	DFT-s-OFDM P1/2 BPSK1	Inner	Full	50	25	1880	376000	23.00	22.50	
2	Middle	15	20	DFT-s-OFDM 16QAM	Inner	Full	50	25	1880	376000	23.00	22.55	
3	Middle	15	20	DFT-s-OFDM 64QAM	Inner	Full	50	25	1880	376000	21.50	21.09	
4	Middle	15	20	DFT-s-OFDM 256QAM	Inner	Full	50	25	1880	376000	19.50	19.06	
5	Middle	15	20	CP-OFDM QPSK	Inner	Full	50	25	1880	376000	22.50	22.13	
6	Middle	15	20	CP-OFDM 16QAM	Inner	Full	50	25	1880	376000	22.00	21.68	
7	Middle	15	20	CP-OFDM 64QAM	Inner	Full	50	25	1880	376000	20.50	20.15	
8	Middle	15	20	CP-OFDM 256QAM	Inner	Full	50	25	1880	376000	17.50	17.22	
9	Middle	15	20	DFT-s-OFDM QPSK	Edge	Full	2@	104	1880	376000	23.00	22.23	
10	Middle	15	20	DFT-s-OFDM QPSK	Edge	Full	2@	0	1880	376000	23.00	22.25	
11	Middle	15	20	DFT-s-OFDM QPSK	Edge	1RB	Right	1@	105	1880	376000	23.00	22.34
12	Middle	15	20	DFT-s-OFDM QPSK	Edge	1RB	Left	1@	0	1880	376000	23.00	22.37
13	Middle	15	20	DFT-s-OFDM QPSK	Inner	1RB	Right	1@	104	1880	376000	23.00	22.41
14	Middle	15	20	DFT-s-OFDM QPSK	Inner	1RB	Left	1@	1	1880	376000	23.00	22.46
15	Middle	15	20	DFT-s-OFDM QPSK	Outer	Full	100@	0	1880	376000	23.00	22.27	
15	Middle	15	10	DFT-s-OFDM QPSK	Inner	Full	25	12	1880	376000	23.00	22.28	
18	Middle	15	15	DFT-s-OFDM QPSK	Inner	Full	36	18	1880	376000	23.00	22.48	

N5 ANT1 DS10/1

No.	Test Freq Description	5G-n5							Power Results (dBm)			
		SCS (kHz)	NR BW (MHz)	Modulation	RB allocation		NR Test Freq. (MHz)	NR Test CH.	Tune up	n5		
1	High	15	5	DFT-s-OFDM QPSK	Inner	Full	12	6	846.5	169300	24.00	22.54
2	Middle	15	5	DFT-s-OFDM QPSK	Inner	Full	12	6	836.5	167300	24.00	22.63
3	Low	15	5	DFT-s-OFDM QPSK	Inner	Full	12	6	826.5	165300	24.00	22.76
4	High	15	20	DFT-s-OFDM QPSK	Inner	Full	50	25	839	167800	24.00	22.84
5	Middle	15	20	DFT-s-OFDM QPSK	Inner	Full	50	25	836.5	167300	24.00	22.84
6	Low	15	20	DFT-s-OFDM QPSK	Inner	Full	50	25	834	166800	24.00	22.90

According to the table above, the maximum power configuration is selected as the default test configuration

No.	Test Freq Description	5G-n5							Power Results (dBm)				
		SCS (kHz)	NR BW (MHz)	Modulation	RB allocation		NR Test Freq. (MHz)	NR Test CH.	Tune up	n5			
1	Middle	15	20	DFT-s-OFDM P1/2 BPSK1	Inner	Full	50	25	834	166800	24.00	22.80	
2	Middle	15	20	DFT-s-OFDM 16QAM	Inner	Full	50	25	834	166800	23.00	21.91	
3	Middle	15	20	DFT-s-OFDM 64QAM	Inner	Full	50	25	834	166800	21.50	20.38	
4	Middle	15	20	DFT-s-OFDM 256QAM	Inner	Full	50	25	834	166800	19.50	18.39	
5	Middle	15	20	CP-OFDM QPSK	Inner	Full	50	25	834	166800	22.50	21.47	
6	Middle	15	20	CP-OFDM 16QAM	Inner	Full	50	25	834	166800	22.00	20.97	
7	Middle	15	20	CP-OFDM 64QAM	Inner	Full	50	25	834	166800	20.50	19.48	
8	Middle	15	20	CP-OFDM 256QAM	Inner	Full	50	25	834	166800	17.50	16.42	
9	Middle	15	20	DFT-s-OFDM QPSK	Edge	Full	2@	104	834	166800	23.00	21.75	
10	Middle	15	20	DFT-s-OFDM QPSK	Edge	Full	2@	0	834	166800	23.00	22.03	
11	Middle	15	20	DFT-s-OFDM QPSK	Edge	1RB	Right	1@	105	834	166800	23.00	21.84
12	Middle	15	20	DFT-s-OFDM QPSK	Edge	1RB	Left	1@	0	834	166800	23.00	22.11
13	Middle	15	20	DFT-s-OFDM QPSK	Inner	1RB	Right	1@	104	834	166800	24.00	22.84
14	Middle	15	20	DFT-s-OFDM QPSK	Inner	1RB	Left	1@	1	834	166800	24.00	22.89
15	Middle	15	20	DFT-s-OFDM QPSK	Outer	Full	100@	0	834	166800	23.00	21.97	
18	Low	15	10	DFT-s-OFDM QPSK	Inner	Full	25	12	829	165800	24.00	22.69	
21	Low	15	15	DFT-s-OFDM QPSK	Inner	Full	36	18	831.5	166300	24.00	22.85	

N48 ANT5 DSI0/1

No.	Test Freq Description	5G-n48							Power Results (dBm)		
		SCS (kHz)	NR BW (MHz)	Modulation	RB allocation		NR Test Freq. (MHz)	NR Test CH.	Tune up	n48	
1	Low	30	10	DFT-s-OFDM QPSK	Inner_Full		12.6	3555	637000	23.00	21.15
2	Middle	30	10	DFT-s-OFDM QPSK	Inner_Full		12.6	3624.99	641666	23.00	21.20
3	High	30	10	DFT-s-OFDM QPSK	Inner_Full		12.6	3694.98	646332	23.00	21.15
4	Low	30	40	DFT-s-OFDM QPSK	Inner_Full		50.25	3570	638000	23.00	21.13
5	Middle	30	40	DFT-s-OFDM QPSK	Inner_Full		50.25	3624.99	641666	23.00	21.07
6	High	30	40	DFT-s-OFDM QPSK	Inner_Full		50.25	3679.98	645332	23.00	21.15

According to the table above, the maximum power configuration is selected as the default test configuration

No.	Test Freq Description	5G-n48							Power Results (dBm)		
		SCS (kHz)	NR BW (MHz)	Modulation	RB allocation		NR Test Freq. (MHz)	NR Test CH.	Tune up	n48	
1	Low	30	10	DFT-s-OFDM PI/2 BPSK1	Inner_Full		12.6	3624.99	641666	23.00	21.09
2	Low	30	10	DFT-s-OFDM 16QAM	Inner_Full		12.6	3624.99	641666	22.00	21.05
3	Low	30	10	DFT-s-OFDM 64QAM	Inner_Full		12.6	3624.99	641666	20.50	20.18
4	Low	30	10	DFT-s-OFDM 256QAM	Inner_Full		12.6	3624.99	641666	18.50	18.41
5	Low	30	10	CP-OFDM QPSK	Inner_Full		12.6	3624.99	641666	21.50	21.18
6	Low	30	10	CP-OFDM 16QAM	Inner_Full		12.6	3624.99	641666	21.00	20.59
7	Low	30	10	CP-OFDM 64QAM	Inner_Full		12.6	3624.99	641666	19.50	19.48
8	Low	30	10	CP-OFDM 256QAM	Inner_Full		12.6	3624.99	641666	16.50	16.44
9	Low	30	10	DFT-s-OFDM QPSK	Edge_Full_Right		1.23	3624.99	641666	22.00	21.13
10	Low	30	10	DFT-s-OFDM QPSK	Edge_Full_Left		1.0	3624.99	641666	22.00	21.36
11	Low	30	10	DFT-s-OFDM QPSK	Edge_1RB_Right		2.22	3624.99	641666	22.00	21.36
12	Low	30	10	DFT-s-OFDM QPSK	Edge_1RB_Left		2.0	3624.99	641666	22.00	21.42
13	Low	30	10	DFT-s-OFDM QPSK	Inner_1RB_Right		1.22	3624.99	641666	23.00	21.26
14	Low	30	10	DFT-s-OFDM QPSK	Inner_1RB_Left		1.1	3624.99	641666	23.00	21.31
15	Low	30	10	DFT-s-OFDM QPSK	Outer_Full		24.0	3624.99	641666	22.00	21.27
18	Middle	30	15	DFT-s-OFDM QPSK	Inner_Full		18.9	3624.99	641666	23.00	21.33
18	Middle	30	20	DFT-s-OFDM QPSK	Inner_Full		25.12	3624.99	641666	23.00	21.34
18	Middle	30	30	DFT-s-OFDM QPSK	Inner_Full		36.18	3624.99	641666	23.00	21.36

N66 ANT1 DSI0 (WIFI ON/OFF)

No.	Test Freq Description	5G-n66							Power Results (dBm)		
		SCS (kHz)	NR BW (MHz)	Modulation	RB allocation		NR Test Freq. (MHz)	NR Test CH.	Tune up	n66	
1	High	15	5	DFT-s-OFDM QPSK	Inner_Full		12.6	1777.5	355500	24.50	22.51
2	Middle	15	5	DFT-s-OFDM QPSK	Inner_Full		12.6	1745	349000	24.50	22.52
3	Low	15	5	DFT-s-OFDM QPSK	Inner_Full		12.6	1712.5	342500	24.50	22.65
4	High	15	40	DFT-s-OFDM QPSK	Inner_Full		108.54	1760	352000	24.50	22.70
5	Middle	15	40	DFT-s-OFDM QPSK	Inner_Full		108.54	1745	349000	24.50	22.68
6	Low	15	40	DFT-s-OFDM QPSK	Inner_Full		108.54	1730	346000	24.50	22.72

According to the table above, the maximum power configuration is selected as the default test configuration

No.	Test Freq Description	5G-n66							Power Results (dBm)		
		SCS (kHz)	NR BW (MHz)	Modulation	RB allocation		NR Test Freq. (MHz)	NR Test CH.	Tune up	n66	
1	Low	15	40	DFT-s-OFDM PI/2 BPSK1	Inner_Full		108.54	1730	346000	24.50	22.66
2	Low	15	40	DFT-s-OFDM 16QAM	Inner_Full		108.54	1730	346000	23.50	21.69
3	Low	15	40	DFT-s-OFDM 64QAM	Inner_Full		108.54	1730	346000	22.00	20.17
4	Low	15	40	DFT-s-OFDM 256QAM	Inner_Full		108.54	1730	346000	20.00	18.21
5	Low	15	40	CP-OFDM QPSK	Inner_Full		108.54	1730	346000	23.00	21.24
6	Low	15	40	CP-OFDM 16QAM	Inner_Full		108.54	1730	346000	22.50	20.73
7	Low	15	40	CP-OFDM 64QAM	Inner_Full		108.54	1730	346000	21.00	19.18
8	Low	15	40	CP-OFDM 256QAM	Inner_Full		108.54	1730	346000	18.00	16.22
9	Low	15	40	DFT-s-OFDM QPSK	Edge_Full_Right		2@214	1730	346000	23.50	21.59
10	Low	15	40	DFT-s-OFDM QPSK	Edge_Full_Left		2@0	1730	346000	23.50	21.67
11	Low	15	40	DFT-s-OFDM QPSK	Edge_1RB_Right		1@215	1730	346000	23.50	21.61
12	Low	15	40	DFT-s-OFDM QPSK	Edge_1RB_Left		1@0	1730	346000	23.50	21.73
13	Low	15	40	DFT-s-OFDM QPSK	Inner_1RB_Right		1@214	1730	346000	24.50	22.66
14	Low	15	40	DFT-s-OFDM QPSK	Inner_1RB_Left		1@1	1730	346000	24.50	22.69
15	Low	15	40	DFT-s-OFDM QPSK	Outer_Full		216@0	1730	346000	23.50	21.69
15	Middle	15	10	DFT-s-OFDM QPSK	Inner_Full		25.12	1745	349000	24.50	22.53
18	Middle	15	15	DFT-s-OFDM QPSK	Inner_Full		36.18	1745	349000	24.50	22.58
18	Middle	15	20	DFT-s-OFDM QPSK	Inner_Full		50.25	1745	349000	24.50	22.63
18	Middle	15	25	DFT-s-OFDM QPSK	Inner_Full		64.32	1745	349000	24.50	22.64
18	Middle	15	30	DFT-s-OFDM QPSK	Inner_Full		80.40	1745	349000	24.50	22.61

N66 ANT1 DS11 (WIFI OFF)

No.	Test Freq Description	5G-n66							Power Results (dBm)			
		SCS (kHz)	NR BW (MHz)	Modulation	RB allocation		NR Test Freq. (MHz)	NR Test CH.	Tune up	n66		
1	High	15	5	DFT-s-OFDM QPSK	Inner	Full	12	6	1777.5	355500	23.50	22.75
2	Middle	15	5	DFT-s-OFDM QPSK	Inner	Full	12	6	1745	349000	23.50	22.76
3	Low	15	5	DFT-s-OFDM QPSK	Inner	Full	12	6	1712.5	342500	23.50	22.89
4	High	15	40	DFT-s-OFDM QPSK	Inner	Full	108	54	1760	352000	23.50	22.95
5	Middle	15	40	DFT-s-OFDM QPSK	Inner	Full	108	54	1745	349000	23.50	22.93
6	Low	15	40	DFT-s-OFDM QPSK	Inner	Full	108	54	1730	346000	23.50	22.97

According to the table above, the maximum power configuration is selected as the default test configuration

No.	Test Freq Description	5G-n66							Power Results (dBm)			
		SCS (kHz)	NR BW (MHz)	Modulation	RB allocation		NR Test Freq. (MHz)	NR Test CH.	Tune up	n66		
1	Low	15	40	DFT-s-OFDM P1/2 BPSK1	Inner	Full	108	54	1730	346000	23.50	22.92
2	Low	15	40	DFT-s-OFDM 16QAM	Inner	Full	108	54	1730	346000	23.50	22.58
3	Low	15	40	DFT-s-OFDM 64QAM	Inner	Full	108	54	1730	346000	22.00	21.06
4	Low	15	40	DFT-s-OFDM 256QAM	Inner	Full	108	54	1730	346000	20.00	19.06
5	Low	15	40	CP-OFDM QPSK	Inner	Full	108	54	1730	346000	23.00	22.03
6	Low	15	40	CP-OFDM 16QAM	Inner	Full	108	54	1730	346000	22.50	21.51
7	Low	15	40	CP-OFDM 64QAM	Inner	Full	108	54	1730	346000	21.00	20.08
8	Low	15	40	CP-OFDM 256QAM	Inner	Full	108	54	1730	346000	18.00	17.05
9	Low	15	40	DFT-s-OFDM QPSK	Edge	Full	2@214		1730	346000	23.50	22.66
10	Low	15	40	DFT-s-OFDM QPSK	Edge	Full	2@0		1730	346000	23.50	22.57
11	Low	15	40	DFT-s-OFDM QPSK	Edge	1RB	Right	1@215	1730	346000	23.50	22.68
12	Low	15	40	DFT-s-OFDM QPSK	Edge	1RB	Left	1@0	1730	346000	23.50	22.76
13	Low	15	40	DFT-s-OFDM QPSK	Inner	1RB	Right	1@214	1730	346000	23.50	22.66
14	Low	15	40	DFT-s-OFDM QPSK	Inner	1RB	Left	1@1	1730	346000	23.50	22.83
15	Low	15	40	DFT-s-OFDM QPSK	Outer	Full	216@0		1730	346000	23.50	22.46
16	Low	15	10	DFT-s-OFDM QPSK	Inner	Full	25	12	1715	343000	23.50	22.75
19	Low	15	15	DFT-s-OFDM QPSK	Inner	Full	36	18	1717.5	343500	23.50	22.81
19	Low	15	20	DFT-s-OFDM QPSK	Inner	Full	50	25	1720	344000	23.50	22.69
19	Low	15	25	DFT-s-OFDM QPSK	Inner	Full	64	32	1722.5	344500	23.50	22.77
19	Low	15	30	DFT-s-OFDM QPSK	Inner	Full	80	40	1725	345000	23.50	22.83

N66 ANT1 DS11 (WIFI ON)

No.	Test Freq Description	5G-n66							Power Results (dBm)			
		SCS (kHz)	NR BW (MHz)	Modulation	RB allocation		NR Test Freq. (MHz)	NR Test CH.	Tune up	n66		
1	High	15	5	DFT-s-OFDM QPSK	Inner	Full	12	6	1777.5	355500	21.50	20.98
2	Middle	15	5	DFT-s-OFDM QPSK	Inner	Full	12	6	1745	349000	21.50	20.99
3	Low	15	5	DFT-s-OFDM QPSK	Inner	Full	12	6	1712.5	342500	21.50	21.11
4	High	15	40	DFT-s-OFDM QPSK	Inner	Full	108	54	1760	352000	21.50	21.16
5	Middle	15	40	DFT-s-OFDM QPSK	Inner	Full	108	54	1745	349000	21.50	21.14
6	Low	15	40	DFT-s-OFDM QPSK	Inner	Full	108	54	1730	346000	21.50	21.18

According to the table above, the maximum power configuration is selected as the default test configuration

No.	Test Freq Description	5G-n66							Power Results (dBm)			
		SCS (kHz)	NR BW (MHz)	Modulation	RB allocation		NR Test Freq. (MHz)	NR Test CH.	Tune up	n66		
1	Low	15	40	DFT-s-OFDM P1/2 BPSK1	Inner	Full	108	54	1730	346000	21.50	21.13
2	Low	15	40	DFT-s-OFDM 16QAM	Inner	Full	108	54	1730	346000	21.50	21.15
3	Low	15	40	DFT-s-OFDM 64QAM	Inner	Full	108	54	1730	346000	21.50	21.16
4	Low	15	40	DFT-s-OFDM 256QAM	Inner	Full	108	54	1730	346000	20.00	19.16
5	Low	15	40	CP-OFDM QPSK	Inner	Full	108	54	1730	346000	21.50	21.14
6	Low	15	40	CP-OFDM 16QAM	Inner	Full	108	54	1730	346000	21.50	21.11
7	Low	15	40	CP-OFDM 64QAM	Inner	Full	108	54	1730	346000	21.00	20.17
8	Low	15	40	CP-OFDM 256QAM	Inner	Full	108	54	1730	346000	18.00	17.13
9	Low	15	40	DFT-s-OFDM QPSK	Edge	Full	2@214		1730	346000	21.50	20.89
10	Low	15	40	DFT-s-OFDM QPSK	Edge	Full	Left	2@0	1730	346000	21.50	20.81
11	Low	15	40	DFT-s-OFDM QPSK	Edge	1RB	Right	1@215	1730	346000	21.50	20.91
12	Low	15	40	DFT-s-OFDM QPSK	Edge	1RB	Left	1@0	1730	346000	21.50	20.99
13	Low	15	40	DFT-s-OFDM QPSK	Inner	1RB	Right	1@214	1730	346000	21.50	20.89
14	Low	15	40	DFT-s-OFDM QPSK	Inner	1RB	Left	1@1	1730	346000	21.50	21.05
15	Low	15	40	DFT-s-OFDM QPSK	Outer	Full	216@0		1730	346000	21.50	20.71
16	Low	15	10	DFT-s-OFDM QPSK	Inner	Full	25	12	1715	343000	21.50	21.00
19	Low	15	15	DFT-s-OFDM QPSK	Inner	Full	36	18	1717.5	343500	21.50	21.05
19	Low	15	20	DFT-s-OFDM QPSK	Inner	Full	50	25	1720	344000	21.50	21.10
19	Low	15	25	DFT-s-OFDM QPSK	Inner	Full	64	32	1722.5	344500	21.50	21.11
19	Low	15	30	DFT-s-OFDM QPSK	Inner	Full	80	40	1725	345000	21.50	21.08

N66 ANT3 DS10 (WIFI ON/OFF)

No.	Test Freq Description	5G-n66							Power Results (dBm)	
		SCS (kHz)	NR BW (MHz)	Modulation	RB allocation		NR Test Freq. (MHz)	NR Test CH.	Tune up	n66
1	High	15	5	DFT-s-OFDM QPSK	Inner Full	12 6	1777.5	355500	24.50	22.98
2	Middle	15	5	DFT-s-OFDM QPSK	Inner Full	12 6	1745	349000	24.50	22.89
3	Low	15	5	DFT-s-OFDM QPSK	Inner Full	12 6	1712.5	342500	24.50	22.87
4	High	15	40	DFT-s-OFDM QPSK	Inner Full	108 54	1760	352000	24.50	23.18
5	Middle	15	40	DFT-s-OFDM QPSK	Inner Full	108 54	1745	349000	24.50	23.14
6	Low	15	40	DFT-s-OFDM QPSK	Inner Full	108 54	1730	346000	24.50	23.06

According to the table above, the maximum power configuration is selected as the default test configuration

No.	Test Freq Description	5G-n66							Power Results (dBm)	
		SCS (kHz)	NR BW (MHz)	Modulation	RB allocation		NR Test Freq. (MHz)	NR Test CH.	Tune up	n66
1	High	15	40	DFT-s-OFDM P1/2 BPSK1	Inner Full	108 54	1760	352000	24.50	23.06
2	High	15	40	DFT-s-OFDM 16QAM	Inner Full	108 54	1760	352000	23.50	22.19
3	High	15	40	DFT-s-OFDM 64QAM	Inner Full	108 54	1760	352000	22.00	20.72
4	High	15	40	DFT-s-OFDM 256QAM	Inner Full	108 54	1760	352000	20.00	18.67
5	High	15	40	CP-OFDM QPSK	Inner Full	108 54	1760	352000	23.00	21.71
6	High	15	40	CP-OFDM 16QAM	Inner Full	108 54	1760	352000	22.50	21.19
7	High	15	40	CP-OFDM 64QAM	Inner Full	108 54	1760	352000	21.00	19.69
8	High	15	40	CP-OFDM 256QAM	Inner Full	108 54	1760	352000	18.00	16.66
9	High	15	40	DFT-s-OFDM QPSK	Edge Full Right	2@214	1760	352000	23.50	22.29
10	High	15	40	DFT-s-OFDM QPSK	Edge Full Left	2@0	1760	352000	23.50	22.13
11	High	15	40	DFT-s-OFDM QPSK	Edge 1RB Right	1@215	1760	352000	23.50	22.25
12	High	15	40	DFT-s-OFDM QPSK	Edge 1RB Left	1 0	1760	352000	23.50	22.20
13	High	15	40	DFT-s-OFDM QPSK	Inner 1RB Right	1@214	1760	352000	24.50	23.17
14	High	15	40	DFT-s-OFDM QPSK	Inner 1RB Left	1 1	1760	352000	24.50	23.04
15	High	15	40	DFT-s-OFDM QPSK	Outer Full	216@0	1760	352000	23.50	22.28
15	Middle	15	10	DFT-s-OFDM QPSK	Inner Full	25 12	1745	349000	24.50	22.86
18	Middle	15	15	DFT-s-OFDM QPSK	Inner Full	36 18	1745	349000	24.50	23.00
18	Middle	15	20	DFT-s-OFDM QPSK	Inner Full	50 25	1745	349000	24.50	23.03
18	Middle	15	25	DFT-s-OFDM QPSK	Inner Full	64-32	1745	349000	24.50	23.07
18	Middle	15	30	DFT-s-OFDM QPSK	Inner Full	80 40	1745	349000	24.50	23.12

N66 ANT3 DS11 (WIFI OFF)

No.	Test Freq Description	5G-n66							Power Results (dBm)	
		SCS (kHz)	NR BW (MHz)	Modulation	RB allocation		NR Test Freq. (MHz)	NR Test CH.	Tune up	n66
1	High	15	5	DFT-s-OFDM QPSK	Inner Full	12 6	1777.5	355500	23.50	22.56
2	Middle	15	5	DFT-s-OFDM QPSK	Inner Full	12 6	1745	349000	23.50	22.47
3	Low	15	5	DFT-s-OFDM QPSK	Inner Full	12 6	1712.5	342500	23.50	22.46
4	High	15	40	DFT-s-OFDM QPSK	Inner Full	108 54	1760	352000	23.50	22.76
5	Middle	15	40	DFT-s-OFDM QPSK	Inner Full	108 54	1745	349000	23.50	22.72
6	Low	15	40	DFT-s-OFDM QPSK	Inner Full	108 54	1730	346000	23.50	22.64

According to the table above, the maximum power configuration is selected as the default test configuration

No.	Test Freq Description	5G-n66							Power Results (dBm)	
		SCS (kHz)	NR BW (MHz)	Modulation	RB allocation		NR Test Freq. (MHz)	NR Test CH.	Tune up	n66
1	High	15	40	DFT-s-OFDM P1/2 BPSK1	Inner Full	108 54	1760	352000	23.50	22.64
2	High	15	40	DFT-s-OFDM 16QAM	Inner Full	108 54	1760	352000	23.50	21.79
3	High	15	40	DFT-s-OFDM 64QAM	Inner Full	108 54	1760	352000	22.00	20.34
4	High	15	40	DFT-s-OFDM 256QAM	Inner Full	108 54	1760	352000	20.00	18.33
5	High	15	40	CP-OFDM QPSK	Inner Full	108 54	1760	352000	23.00	21.32
6	High	15	40	CP-OFDM 16QAM	Inner Full	108 54	1760	352000	22.50	20.81
7	High	15	40	CP-OFDM 64QAM	Inner Full	108 54	1760	352000	21.00	19.33
8	High	15	40	CP-OFDM 256QAM	Inner Full	108 54	1760	352000	18.00	16.36
9	High	15	40	DFT-s-OFDM QPSK	Edge Full Right	2@214	1760	352000	23.50	21.66
10	High	15	40	DFT-s-OFDM QPSK	Edge Full Left	2@0	1760	352000	23.50	21.73
11	High	15	40	DFT-s-OFDM QPSK	Edge 1RB Right	1@215	1760	352000	23.50	21.75
12	High	15	40	DFT-s-OFDM QPSK	Edge 1RB Left	1 0	1760	352000	23.50	21.68
13	High	15	40	DFT-s-OFDM QPSK	Inner 1RB Right	1@214	1760	352000	23.50	22.75
14	High	15	40	DFT-s-OFDM QPSK	Inner 1RB Left	1 1	1760	352000	23.50	22.62
15	High	15	40	DFT-s-OFDM QPSK	Outer Full	216@0	1760	352000	23.50	21.69
15	Middle	15	10	DFT-s-OFDM QPSK	Inner Full	25 12	1745	349000	23.50	22.45
18	Middle	15	15	DFT-s-OFDM QPSK	Inner Full	36 18	1745	349000	23.50	22.58
18	Middle	15	20	DFT-s-OFDM QPSK	Inner Full	50 25	1745	349000	23.50	22.61
18	Middle	15	25	DFT-s-OFDM QPSK	Inner Full	64-32	1745	349000	23.50	22.65
18	Middle	15	30	DFT-s-OFDM QPSK	Inner Full	80 40	1745	349000	23.50	22.70

N66 ANT3 DS11 (WIFI ON)

No.	Test Freq Description	5G-n66							Tune up	Power Results (dBm) n66
		SCS (kHz)	NR BW (MHz)	Modulation	RB allocation		NR Test Freq. (MHz)	NR Test CH.		
1	High	15	5	DFT-s-OFDM QPSK	Inner Full	12_6	1777.5	355500	22.00	21.28
2	Middle	15	5	DFT-s-OFDM QPSK	Inner Full	12_6	1745	349000	22.00	21.28
3	Low	15	5	DFT-s-OFDM QPSK	Inner Full	12_6	1712.5	342500	22.00	21.13
4	High	15	40	DFT-s-OFDM QPSK	Inner Full	108_54	1760	352000	22.00	21.42
5	Middle	15	40	DFT-s-OFDM QPSK	Inner Full	108_54	1745	349000	22.00	21.39
6	Low	15	40	DFT-s-OFDM QPSK	Inner Full	108_54	1730	346000	22.00	21.36

According to the table above, the maximum power configuration is selected as the default test configuration

No.	Test Freq Description	5G-n66							Tune up	Power Results (dBm) n66
		SCS (kHz)	NR BW (MHz)	Modulation	RB allocation		NR Test Freq. (MHz)	NR Test CH.		
1	High	15	40	DFT-s-OFDM P1/2 BPSK1	Inner Full	108_54	1760	352000	22.00	21.34
2	High	15	40	DFT-s-OFDM 16QAM	Inner Full	108_54	1760	352000	22.00	21.36
3	High	15	40	DFT-s-OFDM 64QAM	Inner Full	108_54	1760	352000	22.00	21.37
4	High	15	40	DFT-s-OFDM 256QAM	Inner Full	108_54	1760	352000	20.00	19.35
5	High	15	40	CP-OFDM QPSK	Inner Full	108_54	1760	352000	22.00	21.35
6	High	15	40	CP-OFDM 16QAM	Inner Full	108_54	1760	352000	22.00	21.32
7	High	15	40	CP-OFDM 64QAM	Inner Full	108_54	1760	352000	21.00	20.37
8	High	15	40	CP-OFDM 256QAM	Inner Full	108_54	1760	352000	18.00	17.30
9	High	15	40	DFT-s-OFDM QPSK	Edge Full Right	2@214	1760	352000	22.00	21.10
10	High	15	40	DFT-s-OFDM QPSK	Edge Full Left	2@0	1760	352000	22.00	21.02
11	High	15	40	DFT-s-OFDM QPSK	Edge 1RB Right	1@215	1760	352000	22.00	21.12
12	High	15	40	DFT-s-OFDM QPSK	Edge 1RB Left	1_0	1760	352000	22.00	21.20
13	High	15	40	DFT-s-OFDM QPSK	Inner 1RB Right	1@214	1760	352000	22.00	21.10
14	High	15	40	DFT-s-OFDM QPSK	Inner 1RB Left	1_1	1760	352000	22.00	21.26
15	High	15	40	DFT-s-OFDM QPSK	Outer Full	216@0	1760	352000	22.00	20.92
15	Middle	15	10	DFT-s-OFDM QPSK	Inner Full	25_12	1745	349000	22.00	21.21
18	Middle	15	15	DFT-s-OFDM QPSK	Inner Full	36_18	1745	349000	22.00	21.26
18	Middle	15	20	DFT-s-OFDM QPSK	Inner Full	50_25	1745	349000	22.00	21.31
18	Middle	15	25	DFT-s-OFDM QPSK	Inner Full	64_32	1745	349000	22.00	21.32
18	Middle	15	30	DFT-s-OFDM QPSK	Inner Full	80_40	1745	349000	22.00	21.29

N77-L ANT5 DSI0 (WIFI OFF)

No.	Test Freq Description	5G-n77						Tune up	Power Results n77	
		SCS (kHz)	NR BW (MHz)	Modulation	RB allocation		NR Test Freq. (MHz)			NR Test CH.
1	High	30	10	DFT-s-OFDM QPSK	Inner Full	12_6	3544.98	636332	26.00	25.35
2	Middle	30	10	DFT-s-OFDM QPSK	Inner Full	12_6	3500.01	633334	26.00	25.71
6	Low	30	10	DFT-s-OFDM QPSK	Inner Full	12_6	3455.01	630334	26.00	25.93
7	High	30	100	DFT-s-OFDM QPSK	Inner Full	135_67	3499.98	633332	26.00	25.33
8	Middle	30	100	DFT-s-OFDM QPSK	Inner Full	135_67	3500.01	633334	26.00	25.34

According to the table above, the maximum power configuration is selected as the default test configuration

No.	Test Freq Description	5G-n77							Tune up	Power Results (dBm) n77
		SCS (kHz)	NR BW (MHz)	Modulation	RB allocation		NR Test Freq. (MHz)	NR Test CH.		
1	Middle	30	10	DFT-s-OFDM P1/2 BPSK1	Inner Full	12_6	3455.01	630334	26.00	25.91
2	Middle	30	10	DFT-s-OFDM 16QAM	Inner Full	12_6	3455.01	630334	26.00	25.85
3	Middle	30	10	DFT-s-OFDM 64QAM	Inner Full	12_6	3455.01	630334	24.50	24.07
4	Middle	30	10	DFT-s-OFDM 256QAM	Inner Full	12_6	3455.01	630334	22.50	22.13
5	Middle	30	10	CP-OFDM QPSK	Inner Full	12_6	3455.01	630334	25.50	25.18
6	Middle	30	10	CP-OFDM 16QAM	Inner Full	12_6	3455.01	630334	25.00	24.86
7	Middle	30	10	CP-OFDM 64QAM	Inner Full	12_6	3455.01	630334	23.50	23.46
8	Middle	30	10	CP-OFDM 256QAM	Inner Full	12_6	3455.01	630334	20.50	20.07
1	Middle	30	10	DFT-s-OFDM QPSK	Edge 1RB Right	1_23	3455.01	630334	23.50	23.36
6	Middle	30	10	DFT-s-OFDM QPSK	Edge 1RB Left	1_0	3455.01	630334	23.50	23.41
9	Middle	30	10	DFT-s-OFDM QPSK	Edge Full Right	2_22	3455.01	630334	23.50	22.75
10	Middle	30	10	DFT-s-OFDM QPSK	Edge Full Left	2_0	3455.01	630334	23.50	23.21
11	Middle	30	10	DFT-s-OFDM QPSK	Inner 1RB Right	1_22	3455.01	630334	26.00	25.83
12	Middle	30	10	DFT-s-OFDM QPSK	Inner 1RB Left	1_1	3455.01	630334	26.00	25.81
13	Middle	30	10	DFT-s-OFDM QPSK	Outer Full	24_0	3455.01	630334	26.00	23.14
2	Middle	30	15	DFT-s-OFDM QPSK	Inner Full	18_9	3500.01	633334	26.00	25.83
2	Middle	30	20	DFT-s-OFDM QPSK	Inner Full	25_12	3500.01	633334	26.00	25.79
18	Middle-5	30	40	DFT-s-OFDM QPSK	Inner Full	50_25	3500.01	633334	26.00	25.78
19	Middle-5	30	50	DFT-s-OFDM QPSK	Inner Full	64_32	3500.01	633334	26.00	25.90
20	Middle-5	30	60	DFT-s-OFDM QPSK	Inner Full	81_40	3500.01	633334	26.00	25.81
22	Middle-5	30	80	DFT-s-OFDM QPSK	Inner Full	108_54	3500.01	633334	26.00	25.86
23	Middle-5	30	90	DFT-s-OFDM QPSK	Inner Full	120_60	3500.01	633334	26.00	25.84

N77-L ANT5 DSI0 (WIFI ON)

No.	Test Freq Description	5G-n77							Tune up	Power Results n77
		SCS (kHz)	NR BW (MHz)	Modulation	RB allocation		NR Test Freq. (MHz)	NR Test CH.		
1	High	30	10	DFT-s-OFDM QPSK	Inner Full	12 6	3544.98	636332	24.00	23.26
2	Middle	30	10	DFT-s-OFDM QPSK	Inner Full	12 6	3500.01	633334	24.00	23.70
6	Low	30	10	DFT-s-OFDM QPSK	Inner Full	12 6	3455.01	630334	24.00	23.97
7	High	30	100	DFT-s-OFDM QPSK	Inner Full	135 67	3499.98	633332	24.00	23.29
8	Middle	30	100	DFT-s-OFDM QPSK	Inner Full	135 67	3500.01	633334	24.00	23.25

According to the table above, the maximum power configuration is selected as the default test configuration

No.	Test Freq Description	5G-n77							Tune up	Power Results (dBm) n77
		SCS (kHz)	NR BW (MHz)	Modulation	RB allocation		NR Test Freq. (MHz)	NR Test CH.		
1	Middle	30	10	DFT-s-OFDM PI/2 BPSK1	Inner Full	12 6	3455.01	630334	24.00	23.95
2	Middle	30	10	DFT-s-OFDM 16QAM	Inner Full	12 6	3455.01	630334	24.00	23.91
3	Middle	30	10	DFT-s-OFDM 64QAM	Inner Full	12 6	3455.01	630334	24.00	23.92
4	Middle	30	10	DFT-s-OFDM 256QAM	Inner Full	12 6	3455.01	630334	22.50	22.99
5	Middle	30	10	CP-OFDM QPSK	Inner Full	12 6	3455.01	630334	24.00	23.93
6	Middle	30	10	CP-OFDM 16QAM	Inner Full	12 6	3455.01	630334	24.00	23.91
7	Middle	30	10	CP-OFDM 64QAM	Inner Full	12 6	3455.01	630334	23.50	23.93
8	Middle	30	10	CP-OFDM 256QAM	Inner Full	12 6	3455.01	630334	20.50	20.94
1	Middle	30	10	DFT-s-OFDM QPSK	Edge 1RB Right	1 23	3455.01	630334	23.50	23.92
6	Middle	30	10	DFT-s-OFDM QPSK	Edge 1RB Left	1 0	3455.01	630334	23.50	23.86
9	Middle	30	10	DFT-s-OFDM QPSK	Edge Full Right	2 22	3455.01	630334	23.50	23.87
10	Middle	30	10	DFT-s-OFDM QPSK	Edge Full Left	2 0	3455.01	630334	23.50	23.88
11	Middle	30	10	DFT-s-OFDM QPSK	Inner 1RB Right	1 22	3455.01	630334	24.00	23.88
12	Middle	30	10	DFT-s-OFDM QPSK	Inner 1RB Left	1 1	3455.01	630334	24.00	23.93
13	Middle	30	10	DFT-s-OFDM QPSK	Outer Full	24 0	3455.01	630334	24.00	22.97
2	Middle	30	15	DFT-s-OFDM QPSK	Inner Full	18 9	3500.01	633334	24.00	23.81
2	Middle	30	20	DFT-s-OFDM QPSK	Inner Full	25 12	3500.01	633334	24.00	23.86
18	Middle-5	30	40	DFT-s-OFDM QPSK	Inner Full	50 25	3500.01	633334	24.00	23.84
19	Middle-5	30	50	DFT-s-OFDM QPSK	Inner Full	64 32	3500.01	633334	24.00	23.89
20	Middle-5	30	60	DFT-s-OFDM QPSK	Inner Full	81 40	3500.01	633334	24.00	23.92
22	Middle-5	30	80	DFT-s-OFDM QPSK	Inner Full	108 54	3500.01	633334	24.00	23.94
23	Middle-5	30	90	DFT-s-OFDM QPSK	Inner Full	120 60	3500.01	633334	24.00	23.89

N77-L ANT5 DSI1 (WIFI OFF)

No.	Test Freq Description	5G-n77							Tune up	Power Results n77
		SCS (kHz)	NR BW (MHz)	Modulation	RB allocation		NR Test Freq. (MHz)	NR Test CH.		
1	High	30	10	DFT-s-OFDM QPSK	Inner Full	12 6	3544.98	636332	23.00	22.32
2	Middle	30	10	DFT-s-OFDM QPSK	Inner Full	12 6	3500.01	633334	23.00	22.81
6	Low	30	10	DFT-s-OFDM QPSK	Inner Full	12 6	3455.01	630334	23.00	22.95
7	High	30	100	DFT-s-OFDM QPSK	Inner Full	135 67	3499.98	633332	23.00	22.27
8	Middle	30	100	DFT-s-OFDM QPSK	Inner Full	135 67	3500.01	633334	23.00	22.29

According to the table above, the maximum power configuration is selected as the default test configuration

No.	Test Freq Description	5G-n77							Tune up	Power Results (dBm) n77
		SCS (kHz)	NR BW (MHz)	Modulation	RB allocation		NR Test Freq. (MHz)	NR Test CH.		
1	Middle	30	10	DFT-s-OFDM PI/2 BPSK1	Inner Full	12 6	3455.01	630334	23.00	22.93
2	Middle	30	10	DFT-s-OFDM 16QAM	Inner Full	12 6	3455.01	630334	23.00	22.88
3	Middle	30	10	DFT-s-OFDM 64QAM	Inner Full	12 6	3455.01	630334	23.00	22.90
4	Middle	30	10	DFT-s-OFDM 256QAM	Inner Full	12 6	3455.01	630334	22.50	22.88
5	Middle	30	10	CP-OFDM QPSK	Inner Full	12 6	3455.01	630334	23.00	22.91
6	Middle	30	10	CP-OFDM 16QAM	Inner Full	12 6	3455.01	630334	23.00	22.92
7	Middle	30	10	CP-OFDM 64QAM	Inner Full	12 6	3455.01	630334	23.00	22.84
8	Middle	30	10	CP-OFDM 256QAM	Inner Full	12 6	3455.01	630334	20.50	20.97
1	Middle	30	10	DFT-s-OFDM QPSK	Edge 1RB Right	1 23	3455.01	630334	23.00	22.84
6	Middle	30	10	DFT-s-OFDM QPSK	Edge 1RB Left	1 0	3455.01	630334	23.00	22.88
9	Middle	30	10	DFT-s-OFDM QPSK	Edge Full Right	2 22	3455.01	630334	23.00	22.81
10	Middle	30	10	DFT-s-OFDM QPSK	Edge Full Left	2 0	3455.01	630334	23.00	22.86
11	Middle	30	10	DFT-s-OFDM QPSK	Inner 1RB Right	1 22	3455.01	630334	23.00	22.90
12	Middle	30	10	DFT-s-OFDM QPSK	Inner 1RB Left	1 1	3455.01	630334	23.00	22.91
13	Middle	30	10	DFT-s-OFDM QPSK	Outer Full	24 0	3455.01	630334	23.00	22.86
2	Middle	30	15	DFT-s-OFDM QPSK	Inner Full	18 9	3500.01	633334	23.00	22.92
2	Middle	30	20	DFT-s-OFDM QPSK	Inner Full	25 12	3500.01	633334	23.00	22.91
18	Middle-5	30	40	DFT-s-OFDM QPSK	Inner Full	50 25	3500.01	633334	23.00	22.93
19	Middle-5	30	50	DFT-s-OFDM QPSK	Inner Full	64 32	3500.01	633334	23.00	22.88
20	Middle-5	30	60	DFT-s-OFDM QPSK	Inner Full	81 40	3500.01	633334	23.00	22.87
22	Middle-5	30	80	DFT-s-OFDM QPSK	Inner Full	108 54	3500.01	633334	23.00	22.89
23	Middle-5	30	90	DFT-s-OFDM QPSK	Inner Full	120 60	3500.01	633334	23.00	22.91

N77-L ANT5 DSI1 (WIFI ON)

No.	Test Freq Description	5G-n77							Tune up	Power Results n77
		SCS (kHz)	NR BW (MHz)	Modulation	RB allocation		NR Test Freq. (MHz)	NR Test CH.		
1	High	30	10	DFT-s-OFDM QPSK	Inner Full	12_6	3544.98	636332	21.00	20.31
2	Middle	30	10	DFT-s-OFDM QPSK	Inner Full	12_6	3500.01	633334	21.00	20.71
6	Low	30	10	DFT-s-OFDM QPSK	Inner Full	12_6	3455.01	630334	21.00	20.93
7	High	30	100	DFT-s-OFDM QPSK	Inner Full	135_67	3499.98	633332	21.00	20.29
8	Middle	30	100	DFT-s-OFDM QPSK	Inner Full	135_67	3500.01	633334	21.00	20.29

According to the table above, the maximum power configuration is selected as the default test configuration

No.	Test Freq Description	5G-n77							Tune up	Power Results (dBm) n77
		SCS (kHz)	NR BW (MHz)	Modulation	RB allocation		NR Test Freq. (MHz)	NR Test CH.		
1	Middle	30	10	DFT-s-OFDM PI/2 BPSK1	Inner Full	12_6	3455.01	630334	21.00	20.88
2	Middle	30	10	DFT-s-OFDM 16QAM	Inner Full	12_6	3455.01	630334	21.00	20.84
3	Middle	30	10	DFT-s-OFDM 64QAM	Inner Full	12_6	3455.01	630334	21.00	20.87
4	Middle	30	10	DFT-s-OFDM 256QAM	Inner Full	12_6	3455.01	630334	21.00	20.91
5	Middle	30	10	CP-OFDM QPSK	Inner Full	12_6	3455.01	630334	21.00	20.82
6	Middle	30	10	CP-OFDM 16QAM	Inner Full	12_6	3455.01	630334	21.00	20.87
7	Middle	30	10	CP-OFDM 64QAM	Inner Full	12_6	3455.01	630334	21.00	20.86
8	Middle	30	10	CP-OFDM 256QAM	Inner Full	12_6	3455.01	630334	20.50	20.86
1	Middle	30	10	DFT-s-OFDM QPSK	Edge 1RB Right	1_23	3455.01	630334	21.00	20.86
6	Middle	30	10	DFT-s-OFDM QPSK	Edge 1RB Left	1_0	3455.01	630334	21.00	20.85
9	Middle	30	10	DFT-s-OFDM QPSK	Edge Full Right	2_22	3455.01	630334	21.00	20.87
10	Middle	30	10	DFT-s-OFDM QPSK	Edge Full Left	2_0	3455.01	630334	21.00	20.88
11	Middle	30	10	DFT-s-OFDM QPSK	Inner 1RB Right	1_22	3455.01	630334	21.00	20.91
12	Middle	30	10	DFT-s-OFDM QPSK	Inner 1RB Left	1_1	3455.01	630334	21.00	20.90
13	Middle	30	10	DFT-s-OFDM QPSK	Outer Full	24_0	3455.01	630334	21.00	20.87
2	Middle	30	15	DFT-s-OFDM QPSK	Inner Full	18_9	3500.01	633334	21.00	20.88
2	Middle	30	20	DFT-s-OFDM QPSK	Inner Full	25_12	3500.01	633334	21.00	20.86
18	Middle-5	30	40	DFT-s-OFDM QPSK	Inner Full	50_25	3500.01	633334	21.00	20.85
19	Middle-5	30	50	DFT-s-OFDM QPSK	Inner Full	64_32	3500.01	633334	21.00	20.88
20	Middle-5	30	60	DFT-s-OFDM QPSK	Inner Full	81_40	3500.01	633334	21.00	20.89
22	Middle-5	30	80	DFT-s-OFDM QPSK	Inner Full	108_54	3500.01	633334	21.00	20.87
23	Middle-5	30	90	DFT-s-OFDM QPSK	Inner Full	120_60	3500.01	633334	21.00	20.86

N77-H ANT5 DS10 (WIFI OFF)

No.	Test Freq Description	5G-n77							Tune up	Power Results (dBm) n77
		SCS (kHz)	NR BW (MHz)	Modulation	RB allocation		NR Test Freq. (MHz)	NR Test CH.		
1	High	30	10	DFT-s-OFDM QPSK	Inner Full	12.6	3975.000	665000	26.00	25.70
2	Middle-1	30	10	DFT-s-OFDM QPSK	Inner Full	12.6	3921.000	661400	26.00	25.64
3	Middle-2	30	10	DFT-s-OFDM QPSK	Inner Full	12.6	3867.000	657800	26.00	25.41
4	Middle-3	30	10	DFT-s-OFDM QPSK	Inner Full	12.6	3813.000	654200	26.00	25.64
5	Middle-5	30	10	DFT-s-OFDM QPSK	Inner Full	12.6	3759.000	650600	26.00	25.83
6	Low	30	10	DFT-s-OFDM QPSK	Inner Full	12.6	3705.000	647000	26.00	25.99
7	High	30	100	DFT-s-OFDM QPSK	Inner Full	135.67	3930.000	662000	26.00	25.42
8	Middle-1	30	100	DFT-s-OFDM QPSK	Inner Full	135.67	3894.000	659600	26.00	25.25
9	Middle-2	30	100	DFT-s-OFDM QPSK	Inner Full	135.67	3858.000	657200	26.00	25.09
10	Middle-3	30	100	DFT-s-OFDM QPSK	Inner Full	135.67	3822.000	654800	26.00	25.24
11	Middle-4	30	100	DFT-s-OFDM QPSK	Inner Full	135.67	3786.000	652400	26.00	25.48
12	Low	30	100	DFT-s-OFDM QPSK	Inner Full	135.67	3750.000	650000	26.00	25.55

According to the table above, the maximum power configuration is selected as the default test configuration

No.	Test Freq Description	5G-n77							Tune up	Power Results (dBm) n77
		SCS (kHz)	NR BW (MHz)	Modulation	RB allocation		NR Test Freq. (MHz)	NR Test CH.		
1	Middle-1	30	10	DFT-s-OFDM PI/2 BPSK1	Inner Full	12.6	3705.000	647000	26.00	25.97
2	Middle-1	30	10	DFT-s-OFDM 16QAM	Inner Full	12.6	3705.000	647000	26.00	25.91
3	Middle-1	30	10	DFT-s-OFDM 64QAM	Inner Full	12.6	3705.000	647000	24.50	24.22
4	Middle-1	30	10	DFT-s-OFDM 256QAM	Inner Full	12.6	3705.000	647000	22.50	22.17
5	Middle-1	30	10	CP-OFDM QPSK	Inner Full	12.6	3705.000	647000	25.50	25.09
6	Middle-1	30	10	CP-OFDM 16QAM	Inner Full	12.6	3705.000	647000	25.00	24.83
7	Middle-1	30	10	CP-OFDM 64QAM	Inner Full	12.6	3705.000	647000	23.50	23.11
8	Middle-1	30	10	CP-OFDM 256QAM	Inner Full	12.6	3705.000	647000	20.50	20.06
9	Middle-1	30	10	DFT-s-OFDM QPSK	Edge 1RB Right	1.23	3705.000	647000	23.50	22.86
10	Middle-1	30	10	DFT-s-OFDM QPSK	Edge 1RB Left	1.0	3705.000	647000	23.50	22.74
11	Middle-1	30	10	DFT-s-OFDM QPSK	Edge Full Right	2.22	3705.000	647000	23.50	22.73
12	Middle-1	30	10	DFT-s-OFDM QPSK	Edge Full Left	2.0	3705.000	647000	23.50	22.91
13	Middle-1	30	10	DFT-s-OFDM QPSK	Inner 1RB Right	1.22	3705.000	647000	26.00	25.89
14	Middle-1	30	10	DFT-s-OFDM QPSK	Inner 1RB Left	1.1	3705.000	647000	26.00	25.87
15	Middle-1	30	10	DFT-s-OFDM QPSK	Outer Full	24.0	3705.000	647000	26.00	25.78
1	High	30	15	DFT-s-OFDM QPSK	Inner Full	18.9	3972.480	664832	26.00	25.89
1	High	30	20	DFT-s-OFDM QPSK	Inner Full	25.12	3969.990	664666	26.00	25.85
1	High	30	40	DFT-s-OFDM QPSK	Inner Full	50.25	3960.000	664000	26.00	25.84
1	High	30	50	DFT-s-OFDM QPSK	Inner Full	64.32	3954.480	663632	26.00	25.96
1	High	30	60	DFT-s-OFDM QPSK	Inner Full	81.40	3948.980	663264	26.00	25.87
1	High	30	80	DFT-s-OFDM QPSK	Inner Full	108.54	3939.990	662666	26.00	25.92
1	High	30	90	DFT-s-OFDM QPSK	Inner Full	120.60	3934.980	662332	26.00	25.90

N77-H ANT5 DS10 (WIFI ON)

No.	Test Freq Description	5G-n77							Tune up	Power Results (dBm) n77
		SCS (kHz)	NR BW (MHz)	Modulation	RB allocation		NR Test Freq. (MHz)	NR Test CH.		
1	High	30	10	DFT-s-OFDM QPSK	Inner Full	12 6	3975.000	665000	24.00	23.67
2	Middle-1	30	10	DFT-s-OFDM QPSK	Inner Full	12 6	3921.000	661400	24.00	23.61
3	Middle-2	30	10	DFT-s-OFDM QPSK	Inner Full	12 6	3867.000	657800	24.00	23.40
4	Middle-3	30	10	DFT-s-OFDM QPSK	Inner Full	12 6	3813.000	654200	24.00	23.61
5	Middle-5	30	10	DFT-s-OFDM QPSK	Inner Full	12 6	3759.000	650600	24.00	23.79
6	Low	30	10	DFT-s-OFDM QPSK	Inner Full	12 6	3705.000	647000	24.00	23.94
7	High	30	100	DFT-s-OFDM QPSK	Inner Full	135 67	3930.000	662000	24.00	23.41
8	Middle-1	30	100	DFT-s-OFDM QPSK	Inner Full	135 67	3894.000	659600	24.00	23.26
9	Middle-2	30	100	DFT-s-OFDM QPSK	Inner Full	135 67	3858.000	657200	24.00	23.11
10	Middle-3	30	100	DFT-s-OFDM QPSK	Inner Full	135 67	3822.000	654800	24.00	23.25
11	Middle-4	30	100	DFT-s-OFDM QPSK	Inner Full	135 67	3786.000	652400	24.00	23.47
12	Low	30	100	DFT-s-OFDM QPSK	Inner Full	135 67	3750.000	650000	24.00	23.53

According to the table above, the maximum power configuration is selected as the default test configuration

No.	Test Freq Description	5G-n77							Tune up	Power Results (dBm) n77
		SCS (kHz)	NR BW (MHz)	Modulation	RB allocation		NR Test Freq. (MHz)	NR Test CH.		
1	Middle-1	30	10	DFT-s-OFDM PI/2 BPSK1	Inner Full	12 6	3705.000	647000	24.00	23.92
2	Middle-1	30	10	DFT-s-OFDM 16QAM	Inner Full	12 6	3705.000	647000	24.00	23.88
3	Middle-1	30	10	DFT-s-OFDM 64QAM	Inner Full	12 6	3705.000	647000	24.00	23.89
4	Middle-1	30	10	DFT-s-OFDM 256QAM	Inner Full	12 6	3705.000	647000	22.50	22.14
5	Middle-1	30	10	CP-OFDM QPSK	Inner Full	12 6	3705.000	647000	24.00	23.90
6	Middle-1	30	10	CP-OFDM 16QAM	Inner Full	12 6	3705.000	647000	24.00	23.88
7	Middle-1	30	10	CP-OFDM 64QAM	Inner Full	12 6	3705.000	647000	23.50	23.16
8	Middle-1	30	10	CP-OFDM 256QAM	Inner Full	12 6	3705.000	647000	20.50	20.08
9	Middle-1	30	10	DFT-s-OFDM QPSK	Edge 1RB Right	1 23	3705.000	647000	23.50	23.22
10	Middle-1	30	10	DFT-s-OFDM QPSK	Edge 1RB Left	1 0	3705.000	647000	23.50	23.25
11	Middle-1	30	10	DFT-s-OFDM QPSK	Edge Full Right	2 22	3705.000	647000	23.50	23.14
12	Middle-1	30	10	DFT-s-OFDM QPSK	Edge Full Left	2 0	3705.000	647000	23.50	23.06
13	Middle-1	30	10	DFT-s-OFDM QPSK	Inner 1RB Right	1 22	3705.000	647000	24.00	23.85
14	Middle-1	30	10	DFT-s-OFDM QPSK	Inner 1RB Left	1 1	3705.000	647000	24.00	23.90
15	Middle-1	30	10	DFT-s-OFDM QPSK	Outer Full	24 0	3705.000	647000	24.00	22.94
1	High	30	15	DFT-s-OFDM QPSK	Inner Full	18 9	3972.480	664832	24.00	23.78
1	High	30	20	DFT-s-OFDM QPSK	Inner Full	25 12	3969.990	664666	24.00	23.83
1	High	30	40	DFT-s-OFDM QPSK	Inner Full	50 25	3960.000	664000	24.00	23.81
1	High	30	50	DFT-s-OFDM QPSK	Inner Full	64 32	3954.480	663632	24.00	23.86
1	High	30	60	DFT-s-OFDM QPSK	Inner Full	81 40	3948.980	663264	24.00	23.89
1	High	30	80	DFT-s-OFDM QPSK	Inner Full	108 54	3939.990	662666	24.00	23.91
1	High	30	90	DFT-s-OFDM QPSK	Inner Full	120 60	3934.980	662332	24.00	23.86

N77-H ANT5 DS11 (WIFI OFF)

No.	Test Freq Description	5G-n77							Tune up	Power Results (dBm)
		SCS (kHz)	NR BW (MHz)	Modulation	RB allocation		NR Test Freq. (MHz)	NR Test CH.		
1	High	30	10	DFT-s-OFDM QPSK	Inner Full	12.6	3975.000	665000	23.00	22.74
2	Middle-1	30	10	DFT-s-OFDM QPSK	Inner Full	12.6	3921.000	661400	23.00	22.69
3	Middle-2	30	10	DFT-s-OFDM QPSK	Inner Full	12.6	3867.000	657800	23.00	22.48
4	Middle-3	30	10	DFT-s-OFDM QPSK	Inner Full	12.6	3813.000	654200	23.00	22.69
5	Middle-5	30	10	DFT-s-OFDM QPSK	Inner Full	12.6	3759.000	650600	23.00	22.86
6	Low	30	10	DFT-s-OFDM QPSK	Inner Full	12.6	3705.000	647000	23.00	22.94
7	High	30	100	DFT-s-OFDM QPSK	Inner Full	135.67	3930.000	662000	23.00	22.49
8	Middle-1	30	100	DFT-s-OFDM QPSK	Inner Full	135.67	3894.000	659600	23.00	22.34
9	Middle-2	30	100	DFT-s-OFDM QPSK	Inner Full	135.67	3858.000	657200	23.00	22.20
10	Middle-3	30	100	DFT-s-OFDM QPSK	Inner Full	135.67	3822.000	654800	23.00	22.33
11	Middle-4	30	100	DFT-s-OFDM QPSK	Inner Full	135.67	3786.000	652400	23.00	22.55
12	Low	30	100	DFT-s-OFDM QPSK	Inner Full	135.67	3750.000	650000	23.00	22.61

According to the table above, the maximum power configuration is selected as the default test configuration

No.	Test Freq Description	5G-n77							Tune up	Power Results (dBm)
		SCS (kHz)	NR BW (MHz)	Modulation	RB allocation		NR Test Freq. (MHz)	NR Test CH.		
1	Middle-1	30	10	DFT-s-OFDM PI/2 BPSK1	Inner Full	12.6	3705.000	647000	23.00	22.92
2	Middle-1	30	10	DFT-s-OFDM 16QAM	Inner Full	12.6	3705.000	647000	23.00	22.87
3	Middle-1	30	10	DFT-s-OFDM 64QAM	Inner Full	12.6	3705.000	647000	23.00	22.89
4	Middle-1	30	10	DFT-s-OFDM 256QAM	Inner Full	12.6	3705.000	647000	22.50	22.14
5	Middle-1	30	10	CP-OFDM QPSK	Inner Full	12.6	3705.000	647000	23.00	22.90
6	Middle-1	30	10	CP-OFDM 16QAM	Inner Full	12.6	3705.000	647000	23.00	22.91
7	Middle-1	30	10	CP-OFDM 64QAM	Inner Full	12.6	3705.000	647000	23.00	22.83
8	Middle-1	30	10	CP-OFDM 256QAM	Inner Full	12.6	3705.000	647000	20.50	20.03
9	Middle-1	30	10	DFT-s-OFDM QPSK	Edge 1RB Right	1.23	3705.000	647000	23.00	22.83
10	Middle-1	30	10	DFT-s-OFDM QPSK	Edge 1RB Left	1.0	3705.000	647000	23.00	22.87
11	Middle-1	30	10	DFT-s-OFDM QPSK	Edge Full Right	2.22	3705.000	647000	23.00	22.80
12	Middle-1	30	10	DFT-s-OFDM QPSK	Edge Full Left	2.0	3705.000	647000	23.00	22.85
13	Middle-1	30	10	DFT-s-OFDM QPSK	Inner 1RB Right	1.22	3705.000	647000	23.00	22.89
14	Middle-1	30	10	DFT-s-OFDM QPSK	Inner 1RB Left	1.1	3705.000	647000	23.00	22.90
15	Middle-1	30	10	DFT-s-OFDM QPSK	Outer Full	24.0	3705.000	647000	23.00	22.85
1	High	30	15	DFT-s-OFDM QPSK	Inner Full	18.9	3972.480	664832	23.00	22.91
1	High	30	20	DFT-s-OFDM QPSK	Inner Full	25.12	3969.990	664666	23.00	22.90
1	High	30	40	DFT-s-OFDM QPSK	Inner Full	50.25	3960.000	664000	23.00	22.92
1	High	30	50	DFT-s-OFDM QPSK	Inner Full	64.32	3954.480	663632	23.00	22.87
1	High	30	60	DFT-s-OFDM QPSK	Inner Full	81.40	3948.980	663264	23.00	22.86
1	High	30	80	DFT-s-OFDM QPSK	Inner Full	108.54	3939.990	662666	23.00	22.88
1	High	30	90	DFT-s-OFDM QPSK	Inner Full	120.60	3934.980	662332	23.00	22.90

N77-H ANT5 DS11 (WIFI ON)

No.	Test Freq Description	5G-n77							Tune up	Power Results (dBm)
		SCS (kHz)	NR BW (MHz)	Modulation	RB allocation		NR Test Freq. (MHz)	NR Test CH.		
1	High	30	10	DFT-s-OFDM QPSK	Inner Full	12.6	3975.000	665000	21.00	20.71
2	Middle-1	30	10	DFT-s-OFDM QPSK	Inner Full	12.6	3921.000	661400	21.00	20.66
3	Middle-2	30	10	DFT-s-OFDM QPSK	Inner Full	12.6	3867.000	657800	21.00	20.48
4	Middle-3	30	10	DFT-s-OFDM QPSK	Inner Full	12.6	3813.000	654200	21.00	20.66
5	Middle-5	30	10	DFT-s-OFDM QPSK	Inner Full	12.6	3759.000	650600	21.00	20.81
6	Low	30	10	DFT-s-OFDM QPSK	Inner Full	12.6	3705.000	647000	21.00	20.94
7	High	30	100	DFT-s-OFDM QPSK	Inner Full	135.67	3930.000	662000	21.00	20.48
8	Middle-1	30	100	DFT-s-OFDM QPSK	Inner Full	135.67	3894.000	659600	21.00	20.35
9	Middle-2	30	100	DFT-s-OFDM QPSK	Inner Full	135.67	3858.000	657200	21.00	20.22
10	Middle-3	30	100	DFT-s-OFDM QPSK	Inner Full	135.67	3822.000	654800	21.00	20.34
11	Middle-4	30	100	DFT-s-OFDM QPSK	Inner Full	135.67	3786.000	652400	21.00	20.53
12	Low	30	100	DFT-s-OFDM QPSK	Inner Full	135.67	3750.000	650000	21.00	20.59

According to the table above, the maximum power configuration is selected as the default test configuration

No.	Test Freq Description	5G-n77							Tune up	Power Results (dBm)
		SCS (kHz)	NR BW (MHz)	Modulation	RB allocation		NR Test Freq. (MHz)	NR Test CH.		
1	Middle-1	30	10	DFT-s-OFDM PI/2 BPSK1	Inner Full	12.6	3705.000	647000	21.00	20.89
2	Middle-1	30	10	DFT-s-OFDM 16QAM	Inner Full	12.6	3705.000	647000	21.00	20.85
3	Middle-1	30	10	DFT-s-OFDM 64QAM	Inner Full	12.6	3705.000	647000	21.00	20.88
4	Middle-1	30	10	DFT-s-OFDM 256QAM	Inner Full	12.6	3705.000	647000	21.00	20.92
5	Middle-1	30	10	CP-OFDM QPSK	Inner Full	12.6	3705.000	647000	21.00	20.83
6	Middle-1	30	10	CP-OFDM 16QAM	Inner Full	12.6	3705.000	647000	21.00	20.88
7	Middle-1	30	10	CP-OFDM 64QAM	Inner Full	12.6	3705.000	647000	21.00	20.87
8	Middle-1	30	10	CP-OFDM 256QAM	Inner Full	12.6	3705.000	647000	20.50	20.01
9	Middle-1	30	10	DFT-s-OFDM QPSK	Edge 1RB Right	1.23	3705.000	647000	21.00	20.87
10	Middle-1	30	10	DFT-s-OFDM QPSK	Edge 1RB Left	1.0	3705.000	647000	21.00	20.86
11	Middle-1	30	10	DFT-s-OFDM QPSK	Edge Full Right	2.22	3705.000	647000	21.00	20.88
12	Middle-1	30	10	DFT-s-OFDM QPSK	Edge Full Left	2.0	3705.000	647000	21.00	20.89
13	Middle-1	30	10	DFT-s-OFDM QPSK	Inner 1RB Right	1.22	3705.000	647000	21.00	20.92
14	Middle-1	30	10	DFT-s-OFDM QPSK	Inner 1RB Left	1.1	3705.000	647000	21.00	20.91
15	Middle-1	30	10	DFT-s-OFDM QPSK	Outer Full	24.0	3705.000	647000	21.00	20.88
1	High	30	15	DFT-s-OFDM QPSK	Inner Full	18.9	3972.480	664832	21.00	20.89
1	High	30	20	DFT-s-OFDM QPSK	Inner Full	25.12	3969.990	664666	21.00	20.87
1	High	30	40	DFT-s-OFDM QPSK	Inner Full	50.25	3960.000	664000	21.00	20.86
1	High	30	50	DFT-s-OFDM QPSK	Inner Full	64.32	3954.480	663632	21.00	20.89
1	High	30	60	DFT-s-OFDM QPSK	Inner Full	81.40	3948.980	663264	21.00	20.90
1	High	30	80	DFT-s-OFDM QPSK	Inner Full	108.54	3939.990	662666	21.00	20.88
1	High	30	90	DFT-s-OFDM QPSK	Inner Full	120.60	3934.980	662332	21.00	20.87

N77-L ANT7 DSI0 (WIFI OFF)

No.	Test Freq Description	5G-n77							Tune up	Power Results (dBm)
		SCS (kHz)	NR BW (MHz)	Modulation	RB allocation		NR Test Freq. (MHz)	NR Test CH.		
1	High	30	10	DFT-s-OFDM QPSK	Inner Full	12.6	3544.98	636332	25.00	23.30
2	Middle	30	10	DFT-s-OFDM QPSK	Inner Full	12.6	3500.01	633334	25.00	23.17
6	Low	30	10	DFT-s-OFDM QPSK	Inner Full	12.6	3455.01	630334	25.00	23.10
7	High	30	100	DFT-s-OFDM QPSK	Inner Full	135.67	3499.98	633332	25.00	23.03
8	Middle	30	100	DFT-s-OFDM QPSK	Inner Full	135.67	3500.01	633334	25.00	23.11

According to the table above, the maximum power configuration is selected as the default test configuration

No.	Test Freq Description	5G-n77							Tune up	Power Results (dBm)
		SCS (kHz)	NR BW (MHz)	Modulation	RB allocation		NR Test Freq. (MHz)	NR Test CH.		
1	Middle	30	10	DFT-s-OFDM P1/2 BPSK1	Inner Full	12.6	3544.98	636332	25.00	23.25
2	Middle	30	10	DFT-s-OFDM 16QAM	Inner Full	12.6	3544.98	636332	24.00	23.23
3	Middle	30	10	DFT-s-OFDM 64QAM	Inner Full	12.6	3544.98	636332	22.50	22.32
4	Middle	30	10	DFT-s-OFDM 256QAM	Inner Full	12.6	3544.98	636332	20.50	20.20
5	Middle	30	10	CP-OFDM QPSK	Inner Full	12.6	3544.98	636332	23.50	23.19
6	Middle	30	10	CP-OFDM 16QAM	Inner Full	12.6	3544.98	636332	23.00	22.73
7	Middle	30	10	CP-OFDM 64QAM	Inner Full	12.6	3544.98	636332	21.50	21.28
8	Middle	30	10	CP-OFDM 256QAM	Inner Full	12.6	3544.98	636332	18.50	18.26
1	Middle	30	10	DFT-s-OFDM QPSK	Edge 1RB Right	1.23	3544.98	636332	24.00	22.36
6	Middle	30	10	DFT-s-OFDM QPSK	Edge 1RB Left	1.0	3544.98	636332	24.00	22.32
9	Middle	30	10	DFT-s-OFDM QPSK	Edge Full Right	2.22	3544.98	636332	24.00	22.41
10	Middle	30	10	DFT-s-OFDM QPSK	Edge Full Left	2.0	3544.98	636332	24.00	22.36
11	Middle	30	10	DFT-s-OFDM QPSK	Inner 1RB Right	1.22	3544.98	636332	25.00	23.24
12	Middle	30	10	DFT-s-OFDM QPSK	Inner 1RB Left	1.1	3544.98	636332	25.00	23.22
13	Middle	30	10	DFT-s-OFDM QPSK	Outer Full	24.0	3544.98	636332	24.00	23.24
17	Middle-5	30	15	DFT-s-OFDM QPSK	Inner 1RB Left	18.9	3500.01	633334	25.00	23.26
2	Middle	30	20	DFT-s-OFDM QPSK	Inner Full	25.12	3500.01	633334	25.00	23.27
18	Middle-5	30	40	DFT-s-OFDM QPSK	Inner Full	50.25	3500.01	633334	25.00	23.20
19	Middle-5	30	50	DFT-s-OFDM QPSK	Inner Full	64.32	3500.01	633334	25.00	23.09
20	Middle-5	30	60	DFT-s-OFDM QPSK	Inner Full	81.40	3500.01	633334	25.00	23.14
22	Middle-5	30	80	DFT-s-OFDM QPSK	Inner Full	108.54	3500.01	633334	25.00	23.06
23	Middle-5	30	90	DFT-s-OFDM QPSK	Inner Full	120.60	3500.01	633334	25.00	23.02

N77-L ANT7 DSI0 (WIFI ON)/ DSI1 (WIFI OFF)

No.	Test Freq Description	5G-n77							Tune up	Power Results (dBm) n77
		SCS (kHz)	NR BW (MHz)	Modulation	RB allocation		NR Test Freq. (MHz)	NR Test CH.		
1	High	30	10	DFT-s-OFDM QPSK	Inner Full	12.6	3544.98	636332	23.00	22.07
2	Middle	30	10	DFT-s-OFDM QPSK	Inner Full	12.6	3500.01	633334	23.00	21.88
6	Low	30	10	DFT-s-OFDM QPSK	Inner Full	12.6	3455.01	630334	23.00	21.86
7	High	30	100	DFT-s-OFDM QPSK	Inner Full	135.67	3499.98	633332	23.00	21.50
8	Middle	30	100	DFT-s-OFDM QPSK	Inner Full	135.67	3500.01	633334	23.00	21.53

According to the table above, the maximum power configuration is selected as the default test configuration

No.	Test Freq Description	5G-n77							Tune up	Power Results (dBm) n77
		SCS (kHz)	NR BW (MHz)	Modulation	RB allocation		NR Test Freq. (MHz)	NR Test CH.		
1	Middle	30	10	DFT-s-OFDM P1/2 BPSK1	Inner Full	12.6	3544.98	636332	23.00	22.06
2	Middle	30	10	DFT-s-OFDM 16QAM	Inner Full	12.6	3544.98	636332	23.00	22.00
3	Middle	30	10	DFT-s-OFDM 64QAM	Inner Full	12.6	3544.98	636332	22.50	22.02
4	Middle	30	10	DFT-s-OFDM 256QAM	Inner Full	12.6	3544.98	636332	20.50	20.56
5	Middle	30	10	CP-OFDM QPSK	Inner Full	12.6	3544.98	636332	23.00	22.06
6	Middle	30	10	CP-OFDM 16QAM	Inner Full	12.6	3544.98	636332	23.00	22.05
7	Middle	30	10	CP-OFDM 64QAM	Inner Full	12.6	3544.98	636332	21.50	22.02
8	Middle	30	10	CP-OFDM 256QAM	Inner Full	12.6	3544.98	636332	18.50	18.61
1	Middle	30	10	DFT-s-OFDM QPSK	Edge 1RB Right	1.23	3544.98	636332	23.00	22.03
6	Middle	30	10	DFT-s-OFDM QPSK	Edge 1RB Left	1.0	3544.98	636332	23.00	22.05
9	Middle	30	10	DFT-s-OFDM QPSK	Edge Full Right	2.22	3544.98	636332	23.00	22.01
10	Middle	30	10	DFT-s-OFDM QPSK	Edge Full Left	2.0	3544.98	636332	23.00	22.01
11	Middle	30	10	DFT-s-OFDM QPSK	Inner 1RB Right	1.22	3544.98	636332	23.00	22.01
12	Middle	30	10	DFT-s-OFDM QPSK	Inner 1RB Left	1.1	3544.98	636332	23.00	22.06
13	Middle	30	10	DFT-s-OFDM QPSK	Outer Full	24.0	3544.98	636332	23.00	22.03
17	Middle-5	30	15	DFT-s-OFDM QPSK	Inner Full	18.9	3500.01	633334	23.00	22.02
2	Middle	30	20	DFT-s-OFDM QPSK	Inner Full	25.12	3500.01	633334	23.00	22.06
18	Middle-5	30	40	DFT-s-OFDM QPSK	Inner Full	50.25	3500.01	633334	23.00	22.06
19	Middle-5	30	50	DFT-s-OFDM QPSK	Inner Full	64.32	3500.01	633334	23.00	21.93
20	Middle-5	30	60	DFT-s-OFDM QPSK	Inner Full	81.40	3500.01	633334	23.00	22.02
22	Middle-5	30	80	DFT-s-OFDM QPSK	Inner Full	108.54	3500.01	633334	23.00	22.04
23	Middle-5	30	90	DFT-s-OFDM QPSK	Inner Full	120.60	3500.01	633334	23.00	22.01

N77-L ANT7 DSI1 (WIFI ON)

No.	Test Freq Description	5G-n77							Tune up	Power Results (dBm)
		SCS (kHz)	NR BW (MHz)	Modulation	RB allocation		NR Test Freq. (MHz)	NR Test CH.		
1	High	30	10	DFT-s-OFDM QPSK	Inner Full	12.6	3544.98	636332	21.50	19.93
2	Middle	30	10	DFT-s-OFDM QPSK	Inner Full	12.6	3500.01	633334	21.50	19.71
6	Low	30	10	DFT-s-OFDM QPSK	Inner Full	12.6	3455.01	630334	21.50	19.70
7	High	30	100	DFT-s-OFDM QPSK	Inner Full	135.67	3499.98	633332	21.50	19.52
8	Middle	30	100	DFT-s-OFDM QPSK	Inner Full	135.67	3500.01	633334	21.50	19.53

According to the table above, the maximum power configuration is selected as the default test configuration

No.	Test Freq Description	5G-n77							Tune up	Power Results (dBm)
		SCS (kHz)	NR BW (MHz)	Modulation	RB allocation		NR Test Freq. (MHz)	NR Test CH.		
1	Middle	30	10	DFT-s-OFDM P1/2 BPSK1	Inner Full	12.6	3544.98	636332	21.50	19.86
2	Middle	30	10	DFT-s-OFDM 16QAM	Inner Full	12.6	3544.98	636332	21.50	19.84
3	Middle	30	10	DFT-s-OFDM 64QAM	Inner Full	12.6	3544.98	636332	21.50	19.87
4	Middle	30	10	DFT-s-OFDM 256QAM	Inner Full	12.6	3544.98	636332	20.50	19.84
5	Middle	30	10	CP-OFDM QPSK	Inner Full	12.6	3544.98	636332	21.50	19.87
6	Middle	30	10	CP-OFDM 16QAM	Inner Full	12.6	3544.98	636332	21.50	19.88
7	Middle	30	10	CP-OFDM 64QAM	Inner Full	12.6	3544.98	636332	21.50	19.87
8	Middle	30	10	CP-OFDM 256QAM	Inner Full	12.6	3544.98	636332	18.50	18.39
1	Middle	30	10	DFT-s-OFDM QPSK	Edge 1RB Right	1.23	3544.98	636332	21.50	19.84
6	Middle	30	10	DFT-s-OFDM QPSK	Edge 1RB Left	1.0	3544.98	636332	21.50	19.82
9	Middle	30	10	DFT-s-OFDM QPSK	Edge Full Right	2.22	3544.98	636332	21.50	19.79
10	Middle	30	10	DFT-s-OFDM QPSK	Edge Full Left	2.0	3544.98	636332	21.50	19.86
11	Middle	30	10	DFT-s-OFDM QPSK	Inner 1RB Right	1.22	3544.98	636332	21.50	19.79
12	Middle	30	10	DFT-s-OFDM QPSK	Inner 1RB Left	1.1	3544.98	636332	21.50	19.83
13	Middle	30	10	DFT-s-OFDM QPSK	Outer Full	24.0	3544.98	636332	21.50	19.81
17	Middle-5	30	15	DFT-s-OFDM QPSK	Inner 1RB Left	18.9	3500.01	633334	21.50	19.87
2	Middle	30	20	DFT-s-OFDM QPSK	Inner Full	25.12	3500.01	633334	21.50	19.83
18	Middle-5	30	40	DFT-s-OFDM QPSK	Inner Full	50.25	3500.01	633334	21.50	19.86
19	Middle-5	30	50	DFT-s-OFDM QPSK	Inner Full	64.32	3500.01	633334	21.50	19.72
20	Middle-5	30	60	DFT-s-OFDM QPSK	Inner Full	81.40	3500.01	633334	21.50	19.80
22	Middle-5	30	80	DFT-s-OFDM QPSK	Inner Full	108.54	3500.01	633334	21.50	19.81
23	Middle-5	30	90	DFT-s-OFDM QPSK	Inner Full	120.60	3500.01	633334	21.50	19.84

N77-H ANT7 DS10 (WIFI OFF)

No.	Test Freq Description	5G-n77							Tune up	Power Results (dBm)
		SCS (kHz)	NR BW (MHz)	Modulation	RB allocation		NR Test Freq. (MHz)	NR Test CH.		
1	High	30	10	DFT-s-OFDM QPSK	Inner Full	12.6	3975.000	665000	25.00	23.30
2	Middle-1	30	10	DFT-s-OFDM QPSK	Inner Full	12.6	3921.000	661400	25.00	23.67
3	Middle-2	30	10	DFT-s-OFDM QPSK	Inner Full	12.6	3867.000	657800	25.00	23.18
4	Middle-3	30	10	DFT-s-OFDM QPSK	Inner Full	12.6	3813.000	654200	25.00	23.12
5	Middle-5	30	10	DFT-s-OFDM QPSK	Inner Full	12.6	3759.000	650600	25.00	23.23
6	Low	30	10	DFT-s-OFDM QPSK	Inner Full	12.6	3705.000	647000	25.00	23.50
7	High	30	100	DFT-s-OFDM QPSK	Inner Full	135.67	3930.000	662000	25.00	23.35
8	Middle-1	30	100	DFT-s-OFDM QPSK	Inner Full	135.67	3894.000	659600	25.00	23.22
9	Middle-2	30	100	DFT-s-OFDM QPSK	Inner Full	135.67	3858.000	657200	25.00	23.29
10	Middle-3	30	100	DFT-s-OFDM QPSK	Inner Full	135.67	3822.000	654800	25.00	23.36
11	Middle-4	30	100	DFT-s-OFDM QPSK	Inner Full	135.67	3786.000	652400	25.00	23.32
12	Low	30	100	DFT-s-OFDM QPSK	Inner Full	135.67	3750.000	650000	25.00	23.26

According to the table above, the maximum power configuration is selected as the default test configuration

No.	Test Freq Description	5G-n77							Tune up	Power Results (dBm)
		SCS (kHz)	NR BW (MHz)	Modulation	RB allocation		NR Test Freq. (MHz)	NR Test CH.		
1	Low	30	10	DFT-s-OFDM PI/2 BPSK1	Inner Full	12.6	3921.000	661400	25.00	23.25
2	Low	30	10	DFT-s-OFDM 16QAM	Inner Full	12.6	3921.000	661400	24.00	23.12
3	Low	30	10	DFT-s-OFDM 64QAM	Inner Full	12.6	3921.000	661400	22.50	22.16
4	Low	30	10	DFT-s-OFDM 256QAM	Inner Full	12.6	3921.000	661400	20.50	20.14
5	Low	30	10	CP-OFDM QPSK	Inner Full	12.6	3921.000	661400	23.50	23.21
6	Low	30	10	CP-OFDM 16QAM	Inner Full	12.6	3921.000	661400	23.00	22.21
7	Low	30	10	CP-OFDM 64QAM	Inner Full	12.6	3921.000	661400	21.50	21.08
8	Low	30	10	CP-OFDM 256QAM	Inner Full	12.6	3921.000	661400	18.50	18.12
9	Low	30	10	DFT-s-OFDM QPSK	Edge 1RB Right	1.23	3921.000	661400	24.00	22.91
10	Low	30	10	DFT-s-OFDM QPSK	Edge 1RB Left	1.0	3921.000	661400	24.00	22.98
11	Low	30	10	DFT-s-OFDM QPSK	Edge Full Right	2.22	3921.000	661400	24.00	23.09
12	Low	30	10	DFT-s-OFDM QPSK	Edge Full Left	2.0	3921.000	661400	24.00	22.99
13	Low	30	10	DFT-s-OFDM QPSK	Inner 1RB Right	1.22	3921.000	661400	25.00	23.25
14	Low	30	10	DFT-s-OFDM QPSK	Inner 1RB Left	1.1	3921.000	661400	25.00	23.26
15	Low	30	10	DFT-s-OFDM QPSK	Outer Full	24.0	3921.000	661400	24.00	23.21
16	Low	30	15	DFT-s-OFDM QPSK	Inner Full	18.9	3972.480	664832	25.00	23.21
17	Low	30	20	DFT-s-OFDM QPSK	Inner Full	25.12	3969.990	664666	25.00	23.27
18	Middle-1	30	40	DFT-s-OFDM QPSK	Inner Full	50.25	3960.000	664000	25.00	23.25
19	Middle-1	30	50	DFT-s-OFDM QPSK	Inner Full	64.32	3954.480	663632	25.00	23.07
20	Middle-1	30	60	DFT-s-OFDM QPSK	Inner Full	81.40	3948.980	663264	25.00	23.01
21	Middle-1	30	80	DFT-s-OFDM QPSK	Inner Full	108.54	3939.990	662666	25.00	23.02
22	Middle-1	30	90	DFT-s-OFDM QPSK	Inner Full	120.60	3934.980	662332	25.00	23.01

N77-H ANT7 DS10 (WIFI ON)/ DS11 (WIFI OFF)

No.	Test Freq Description	5G-n77							Tune up	Power Results (dBm) n77
		SCS (kHz)	NR BW (MHz)	Modulation	RB allocation		NR Test Freq. (MHz)	NR Test CH.		
1	High	30	10	DFT-s-OFDM QPSK	Inner Full	12 6	3975.000	665000	23.00	21.60
2	Middle-1	30	10	DFT-s-OFDM QPSK	Inner Full	12 6	3921.000	661400	23.00	21.74
3	Middle-2	30	10	DFT-s-OFDM QPSK	Inner Full	12 6	3867.000	657800	23.00	21.61
4	Middle-3	30	10	DFT-s-OFDM QPSK	Inner Full	12 6	3813.000	654200	23.00	21.64
5	Middle-5	30	10	DFT-s-OFDM QPSK	Inner Full	12 6	3759.000	650600	23.00	21.67
6	Low	30	10	DFT-s-OFDM QPSK	Inner Full	12 6	3705.000	647000	23.00	21.89
7	High	30	100	DFT-s-OFDM QPSK	Inner Full	135 67	3930.000	662000	23.00	21.64
8	Middle-1	30	100	DFT-s-OFDM QPSK	Inner Full	135 67	3894.000	659600	23.00	21.61
9	Middle-2	30	100	DFT-s-OFDM QPSK	Inner Full	135 67	3858.000	657200	23.00	21.60
10	Middle-3	30	100	DFT-s-OFDM QPSK	Inner Full	135 67	3822.000	654800	23.00	21.60
11	Middle-4	30	100	DFT-s-OFDM QPSK	Inner Full	135 67	3786.000	652400	23.00	21.65
12	Low	30	100	DFT-s-OFDM QPSK	Inner Full	135 67	3750.000	650000	23.00	21.60

According to the table above, the maximum power configuration is selected as the default test configuration

No.	Test Freq Description	5G-n77							Tune up	Power Results (dBm) n77
		SCS (kHz)	NR BW (MHz)	Modulation	RB allocation		NR Test Freq. (MHz)	NR Test CH.		
1	Low	30	10	DFT-s-OFDM PI/2 BPSK1	Inner Full	12 6	3705.000	647000	23.00	21.76
2	Low	30	10	DFT-s-OFDM 16QAM	Inner Full	12 6	3705.000	647000	23.00	21.77
3	Low	30	10	DFT-s-OFDM 64QAM	Inner Full	12 6	3705.000	647000	22.50	21.86
4	Low	30	10	DFT-s-OFDM 256QAM	Inner Full	12 6	3705.000	647000	20.50	20.24
5	Low	30	10	CP-OFDM QPSK	Inner Full	12 6	3705.000	647000	23.00	21.77
6	Low	30	10	CP-OFDM 16QAM	Inner Full	12 6	3705.000	647000	23.00	21.77
7	Low	30	10	CP-OFDM 64QAM	Inner Full	12 6	3705.000	647000	21.50	21.34
8	Low	30	10	CP-OFDM 256QAM	Inner Full	12 6	3705.000	647000	18.50	18.36
9	Low	30	10	DFT-s-OFDM QPSK	Edge 1RB Right	1 23	3705.000	647000	23.00	21.75
10	Low	30	10	DFT-s-OFDM QPSK	Edge 1RB Left	1 0	3705.000	647000	23.00	21.71
11	Low	30	10	DFT-s-OFDM QPSK	Edge Full Right	2 22	3705.000	647000	23.00	21.75
12	Low	30	10	DFT-s-OFDM QPSK	Edge Full Left	2 0	3705.000	647000	23.00	21.73
13	Low	30	10	DFT-s-OFDM QPSK	Inner 1RB Right	1 22	3705.000	647000	23.00	21.85
14	Low	30	10	DFT-s-OFDM QPSK	Inner 1RB Left	1 1	3705.000	647000	23.00	21.84
15	Low	30	10	DFT-s-OFDM QPSK	Outer Full	24 0	3705.000	647000	23.00	21.79
16	Low	30	15	DFT-s-OFDM QPSK	Inner Full	18 9	3972.480	664832	23.00	21.75
17	Low	30	20	DFT-s-OFDM QPSK	Inner Full	25 12	3969.990	664666	23.00	21.77
18	Middle-1	30	40	DFT-s-OFDM QPSK	Inner Full	50 25	3960.000	664000	23.00	21.87
19	Middle-1	30	50	DFT-s-OFDM QPSK	Inner Full	64 32	3954.480	663632	23.00	21.69
20	Middle-1	30	60	DFT-s-OFDM QPSK	Inner Full	81 40	3948.980	663264	23.00	21.79
21	Middle-1	30	80	DFT-s-OFDM QPSK	Inner Full	108 54	3939.990	662666	23.00	21.69
22	Middle-1	30	90	DFT-s-OFDM QPSK	Inner Full	120 60	3934.980	662332	23.00	21.72

N77-H ANT7 DS11 (WIFI ON)

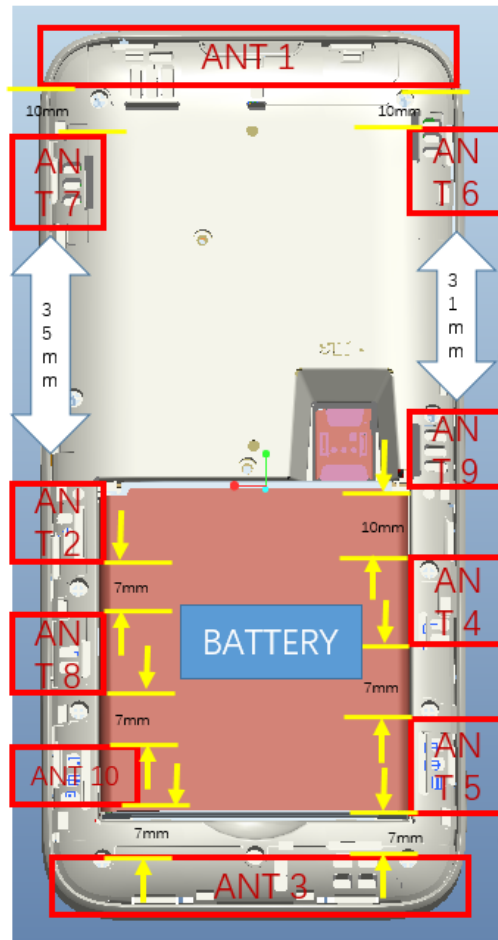
No.	Test Freq Description	5G-n77							Tune up	Power Results (dBm)
		SCS (kHz)	NR BW (MHz)	Modulation	RB allocation		NR Test Freq. (MHz)	NR Test CH.		
1	High	30	10	DFT-s-OFDM QPSK	Inner Full	12.6	3975.000	665000	21.50	19.67
2	Middle-1	30	10	DFT-s-OFDM QPSK	Inner Full	12.6	3921.000	661400	21.50	19.90
3	Middle-2	30	10	DFT-s-OFDM QPSK	Inner Full	12.6	3867.000	657800	21.50	19.68
4	Middle-3	30	10	DFT-s-OFDM QPSK	Inner Full	12.6	3813.000	654200	21.50	19.71
5	Middle-5	30	10	DFT-s-OFDM QPSK	Inner Full	12.6	3759.000	650600	21.50	19.73
6	Low	30	10	DFT-s-OFDM QPSK	Inner Full	12.6	3705.000	647000	21.50	19.93
7	High	30	100	DFT-s-OFDM QPSK	Inner Full	135.67	3930.000	662000	21.50	19.71
8	Middle-1	30	100	DFT-s-OFDM QPSK	Inner Full	135.67	3894.000	659600	21.50	19.68
9	Middle-2	30	100	DFT-s-OFDM QPSK	Inner Full	135.67	3858.000	657200	21.50	19.67
10	Middle-3	30	100	DFT-s-OFDM QPSK	Inner Full	135.67	3822.000	654800	21.50	19.67
11	Middle-4	30	100	DFT-s-OFDM QPSK	Inner Full	135.67	3786.000	652400	21.50	19.72
12	Low	30	100	DFT-s-OFDM QPSK	Inner Full	135.67	3750.000	650000	21.50	19.67

According to the table above, the maximum power configuration is selected as the default test configuration

No.	Test Freq Description	5G-n77							Tune up	Power Results (dBm)
		SCS (kHz)	NR BW (MHz)	Modulation	RB allocation		NR Test Freq. (MHz)	NR Test CH.		
1	Low	30	10	DFT-s-OFDM PI/2 BPSK1	Inner Full	12.6	3921.000	661400	21.50	19.91
2	Low	30	10	DFT-s-OFDM 16QAM	Inner Full	12.6	3921.000	661400	21.50	19.86
3	Low	30	10	DFT-s-OFDM 64QAM	Inner Full	12.6	3921.000	661400	21.50	19.84
4	Low	30	10	DFT-s-OFDM 256QAM	Inner Full	12.6	3921.000	661400	20.50	19.90
5	Low	30	10	CP-OFDM QPSK	Inner Full	12.6	3921.000	661400	21.50	19.92
6	Low	30	10	CP-OFDM 16QAM	Inner Full	12.6	3921.000	661400	21.50	19.91
7	Low	30	10	CP-OFDM 64QAM	Inner Full	12.6	3921.000	661400	21.50	19.92
8	Low	30	10	CP-OFDM 256QAM	Inner Full	12.6	3921.000	661400	18.50	18.40
9	Low	30	10	DFT-s-OFDM QPSK	Edge 1RB Right	1.23	3921.000	661400	21.50	19.88
10	Low	30	10	DFT-s-OFDM QPSK	Edge 1RB Left	1.0	3921.000	661400	21.50	19.91
11	Low	30	10	DFT-s-OFDM QPSK	Edge Full Right	2.22	3921.000	661400	21.50	19.87
12	Low	30	10	DFT-s-OFDM QPSK	Edge Full Left	2.0	3921.000	661400	21.50	19.85
13	Low	30	10	DFT-s-OFDM QPSK	Inner 1RB Right	1.22	3921.000	661400	21.50	19.92
14	Low	30	10	DFT-s-OFDM QPSK	Inner 1RB Left	1.1	3921.000	661400	21.50	19.85
15	Low	30	10	DFT-s-OFDM QPSK	Outer Full	24.0	3921.000	661400	21.50	19.87
16	Low	30	15	DFT-s-OFDM QPSK	Inner Full	18.9	3972.480	664832	21.50	19.88
17	Low	30	20	DFT-s-OFDM QPSK	Inner Full	25.12	3969.990	664666	21.50	19.81
18	Middle-1	30	40	DFT-s-OFDM QPSK	Inner Full	50.25	3960.000	664000	21.50	19.90
19	Middle-1	30	50	DFT-s-OFDM QPSK	Inner Full	64.32	3954.480	663632	21.50	19.73
20	Middle-1	30	60	DFT-s-OFDM QPSK	Inner Full	81.40	3948.980	663264	21.50	19.82
21	Middle-1	30	80	DFT-s-OFDM QPSK	Inner Full	108.54	3939.990	662666	21.50	19.73
22	Middle-1	30	90	DFT-s-OFDM QPSK	Inner Full	120.60	3934.980	662332	21.50	19.76

13 Simultaneous TX SAR Considerations

13.1 Transmit Antenna Separation Distances



		TX	RX
ANT_1	Main Sub3G	B1/2/3/4/5/7/12/13/20/28/66 n2/4/5/12/13/66	B1/2/3/4/5/7/12/13/20/28/66 n2/4/5/12/13/66
ANT_2	Sub3G PRX MIMO		B2/66 n2/66
ANT_3	DIV Sub3G	B2/66 n2/66	B1/2/3/4/5/7/12/13/20/28/66 n2/4/5/12/13/66
ANT_4	Sub3G DRX MIMO		B2/66 n2/66
ANT_5	Sub6G Main	B48 n48/77/78	B48 n48/77/78
ANT_6	Sub6G PRX MIMO+LAA	n77/78 SRS	B48/B46 n48/77/78/46
ANT_7	Sub6G DRX +LAA	n77/78	B48/46 n48/77/78/46
ANT_8	Sub6G DRX MIMO	n77/78 SRS	B48 n48/77/78
ANT_9	WIFI1	2.4G/5G/6G	2.4G/5G/6G
ANT_10	WIFI2	2.4G/5G/6G	2.4G/5G/6G

Picture 13.1 Antenna Locations

13.2 SAR Measurement Positions

According to the KDB941225 D06 Hot Spot SAR v01, the edges with less than 2.5 cm distance to the antennas need to be tested for SAR.

SAR measurement positions						
Mode	Front	Rear	Left edge	Right edge	Top edge	Bottom edge
ANT1	Yes	Yes	Yes	Yes	Yes	No
ANT3	Yes	Yes	Yes	Yes	No	Yes
ANT5	Yes	Yes	Yes	No	No	Yes
ANT7	Yes	Yes	No	Yes	Yes	No
ANT9	Yes	Yes	Yes	No	No	Yes
ANT10	Yes	Yes	No	Yes	No	Yes

14 Evaluation of Simultaneous

Test Position		SAR 1g/10g(W/kg)																	MAX. SAR 10g			
		ANT1	ANT3	ANT1	ANT1	ANT1	ANT1	ANT5	ANT1	ANT3	ANT1	ANT3	ANT1	ANT1	ANT3	ANT5	ANT5	ANT5		ANT7	ANT7	
		LTE 2	LTE 2	LTE 5	LTE 7	LTE 12	LTE 13	LTE 48	LTE 66	LTE 66	n2	n2	n5	n66	n66	n48	n77-L	n77-H	n77-L	n77-H		
Body	Front 10mm	0.580	0.470	0.730	0.390	0.480	0.630	0.370	0.390	0.570	0.390	0.660	0.640	0.340	0.660	0.290	0.270	0.170	0.600	0.650	0.730	
	Rear 10mm	0.790	0.430	0.520	0.440	0.520	0.740	0.400	0.500	0.520	0.610	0.620	0.480	0.410	0.580	0.560	0.310	0.310	1.000	1.000	1.000	
	Left 10mm	0.120	0.130	0.490	0.070	0.360	0.490	0.610	0.320	0.360	0.080	0.590	0.360	0.040	0.860	0.390	0.520	0.590	0.220	0.240	0.860	
	Right 10mm	0.420	0.000	0.290	0.440	0.300	0.300	0.200	0.090	0.000	0.100	0.040	0.260	0.250	0.060	0.170	0.090	0.170	0.860	0.930	0.930	
	Bottom 10mm	/	0.200	/	/	/	/	0.160	/	0.280	/	0.300	/	0.370	0.150	0.060	0.120	/	/	/	0.370	
	Top 10mm	0.160	/	0.280	0.600	0.060	0.240	/	0.160	/	0.080	/	0.430	0.070	/	/	/	/	0.290	0.400	0.600	
	Rear 15mm	0.760	0.610	/	0.430	/	/	/	0.580	0.600	0.640	0.520	/	/	0.660	0.600	/	0.280	0.530	0.820	0.970	
	Left 15mm	/	/	/	/	/	/	/	/	/	/	/	/	/	/	/	/	0.500	0.820	/	0.820	
	Right 15mm	/	/	/	/	/	/	/	/	/	/	/	/	/	/	/	/	/	/	0.810	0.790	0.810
	Bottom 15mm	/	0.260	/	/	/	/	/	/	0.400	/	0.240	/	/	0.480	/	/	/	/	/	/	0.480
Top 15mm	0.220	/	/	0.470	/	/	/	0.210	/	0.150	/	/	0.200	/	/	/	/	/	/	/	0.470	

Test Position		SAR 1g/10g(W/kg)									
		1	2	3	4	5	6	7	8	9	10
		WWAN	WIFI2.4G ANT9	WIFI2.4G ANT10	WIFI2.4G MIMO	WIFI5G ANT9	WIFI5G ANT10	WIFI5G MIMO	WIFI6E ANT9	WIFI6E ANT10	WIFI6E MIMO
Body	Front 10mm	0.73	0.05	0.06	0.00	0.08	0.16	0.07	0.00	0.05	0.00
	Rear 10mm	1.00	0.07	0.05	0.02	0.24	0.23	0.14	0.00	0.03	0.01
	Left 10mm	0.86	0.08	/	0.00	0.36	/	0.11	0.00	/	0.11
	Right 10mm	0.93	/	0.06	0.02	/	0.66	0.24	/	0.17	0.00
	Bottom 10mm	0.37	/	0.04	0.00	/	0.09	0.05	/	0.03	0.01
	Top 10mm	0.60	/	/	/	/	/	/	/	/	/
	Rear 15mm	0.97	0.07	0.05	0.02	0.24	0.23	0.14	0.00	0.03	0.01
	Left 15mm	0.82	0.08	/	0.00	0.36	/	0.11	0.00	/	0.11
	Right 15mm	0.81	/	0.06	0.02	/	0.66	0.24	/	0.17	0.00
	Bottom 15mm	0.48	/	0.04	0.00	/	0.09	0.05	/	/	0.01
Top 15mm	0.47	/	/	/	/	/	/	/	/	/	

Test Position		simultaneous transmission									MAX. SAR 10g
		1+2	1+3	1+4	1+5	1+6	1+7	1+8	1+9	1+10	
Body	Front 10mm	0.780	0.790	0.730	0.810	0.890	0.800	0.730	0.780	0.730	0.890
	Rear 10mm	1.070	1.050	1.020	1.240	1.230	1.140	1.000	1.030	1.010	1.240
	Left 10mm	0.940	0.860	0.860	1.220	0.860	0.970	0.860	0.860	0.970	1.220
	Right 10mm	0.930	0.990	0.950	0.930	1.590	1.170	0.930	1.100	0.930	1.590
	Bottom 10mm	0.370	0.410	0.370	0.370	0.460	0.420	0.370	0.400	0.380	0.460
	Top 10mm	0.600	0.600	0.600	0.600	0.600	0.600	0.600	0.600	0.600	0.600
	Rear 15mm	1.040	1.020	0.990	1.210	1.200	1.110	0.970	1.000	0.980	1.210
	Left 15mm	0.900	0.820	0.820	1.180	0.820	0.930	0.820	0.820	0.930	1.180
	Right 15mm	0.810	0.870	0.830	0.810	1.470	1.050	0.810	0.980	0.810	1.470
	Bottom 15mm	0.480	0.520	0.480	0.480	0.570	0.530	0.480	0.480	0.490	0.570
Top 15mm	0.470	0.470	0.470	0.470	0.470	0.470	0.470	0.470	0.470	0.470	

Test Position		PD(W/a²)			
		1	8	9	10
		WWAN	WIFI6E ANT9	WIFI6E ANT10	WIFI6E MIMO
Body	Front 10mm	0.73	/	/	/
	Rear 10mm	1.00	/	/	/
	Left 10mm	0.86	2.94	/	2.17
	Right 10mm	0.93	/	1.82	/
	Bottom 10mm	0.37	/	/	/
	Top 10mm	0.60	/	/	/
	Rear 15mm	0.97	/	/	/
	Left 15mm	0.82	/	/	/
	Right 15mm	0.81	/	/	/
	Bottom 15mm	0.48	/	/	/
Top 15mm	0.47	/	/	/	

Test Position		simultaneous transmission			MAX. SAR 10g
		1+8	1+9	1+10	
Body	Front 10mm	0.456	0.456	0.456	0.456
	Rear 10mm	0.625	0.625	0.625	0.625
	Left 10mm	0.832	0.538	0.755	0.832
	Right 10mm	0.581	0.763	0.581	0.763
	Bottom 10mm	0.231	0.231	0.231	0.231
	Top 10mm	0.375	0.375	0.375	0.375
	Rear 15mm	0.606	0.606	0.606	0.606
	Left 15mm	0.513	0.513	0.513	0.513
	Right 15mm	0.506	0.506	0.506	0.506
	Bottom 15mm	0.300	0.300	0.300	0.300
Top 15mm	0.294	0.294	0.294	0.294	

Conclusion:

According to the above tables, the sum of reported SAR values is $1.6W/kg$ and $TER \leq 1$. So the simultaneous transmission SAR with volume scans is not required.

15 SAR Test Result

Note:

KDB 447498 D01 General RF Exposure Guidance:

For WWAN: Reported SAR(W/kg)= Measured SAR(W/kg)*Tune-up Scaling Factor

For BT/WLAN: Reported SAR(W/kg)= Measured SAR(W/kg)* Duty Cycle scaling factor * Tune-up scaling factor

Testing of other required channels within the operating mode of a frequency band is not required when the reported 1-g or 10-g SAR for the mid-band or highest output power channel is:

≤ 0.8 W/kg or 2.0 W/kg, for 1-g or 10-g respectively, when the transmission band is ≤ 100 MHz

≤ 0.6 W/kg or 1.5 W/kg, for 1-g or 10-g respectively, when the transmission band is between 100 MHz and 200 MHz

≤ 0.4 W/kg or 1.0 W/kg, for 1-g or 10-g respectively, when the transmission band is ≥ 200 MHz

KDB 941225 D05 SAR for LTE Devices:

SAR test reduction is applied using the following criteria:

Start with the largest channel bandwidth and measure SAR for QPSK with 1 RB, and 50% RB allocation, using the RB offset and required test channel combination with the highest maximum output power among RB offsets at the upper edge, middle and lower edge of each required test channel.

When the reported SAR is > 0.8 W/kg, testing for other Channels is performed at the highest output power level for 1RB, and 50% RB configuration for that channel.

Testing for 100% RB configuration is performed at the highest output power level for 100% RB configuration across the Low, Mid and High Channel when the highest reported SAR for 1 RB and 50% RB are > 0.8 W/kg. Testing for the remaining required channels is not needed because the reported SAR for 100% RB Allocation < 1.45 W/kg.

Testing for 16-QAM modulation is not required because the reported SAR for QPSK is < 1.45 W/Kg and its output power is not more than 0.5 dB higher than that of QPSK.

Testing for the other channel bandwidths is not required because the reported SAR for the highest channel bandwidth is <1.45 W/Kg and its output power is not more than 0.5 dB higher than that of the highest channel bandwidth.

For LTE bands that do not support at least three non-overlapping channels in certain channel bandwidths, test the available non-overlapping channels instead. When a device supports overlapping channel assignment in a channel bandwidth configuration, the middle channel of the group of overlapping channels should be selected for testing; therefore, the requirement for H, M and L channels may not fully apply.

KDB 248227 D01 SAR meas for 802.11:

SAR test reduction for 802.11 Wi-Fi transmission mode configurations are considered separately for DSSS and OFDM. An initial test position is determined to reduce the number of tests required for certain exposure configurations with multiple test positions. An initial test configuration is determined for each frequency band and aggregated band according to maximum output power, channel bandwidth, wireless mode configurations and other operating parameters to streamline the measurement requirements. For 2.4 GHz DSSS, either the initial test position or DSSS procedure is applied to reduce the number of SAR tests; these are mutually exclusive. For OFDM, an initial test position is only applicable to next to the ear, UMPC mini-tablet and hotspot mode configurations,

which is tested using the initial test configuration to facilitate test reduction. For other exposure conditions with a fixed test position, SAR test reduction is determined using only the initial test configuration.

To determine the initial test position, Area Scans were performed to determine the position with the Maximum Value of SAR (measured). The position that produced the highest Maximum Value of SAR is considered the worst case position; thus used as the initial test position.

The multiple test positions require SAR measurements in head, hotspot mode or UMPC mini-tablet configurations may be reduced according to the highest reported SAR determined using the initial test position(s) by applying the DSSS or OFDM SAR measurement procedures in the required wireless mode test configuration(s). The initial test position(s) is measured using the highest measured maximum output power channel in the required wireless mode test configuration(s).

When the reported SAR for the initial test position is:

≤ 0.4 W/kg, further SAR measurement is not required for the other test positions in that exposure configuration and wireless mode combination within the frequency band or aggregated band. DSSS and OFDM configurations are considered separately according to the required SAR procedures.
> 0.4 W/kg, SAR is repeated using the same wireless mode test configuration tested in the initial test position to measure the subsequent next closet/smallest test separation distance and maximum coupling test position, on the highest maximum output power channel, until the reported SAR is ≤ 0.8 W/kg or all required test positions are tested.

- For subsequent test positions with equivalent test separation distance or when exposure is dominated by coupling conditions, the position for maximum coupling condition should be tested.
- When it is unclear, all equivalent conditions must be tested.

For all positions/configurations tested using the initial test position and subsequent test positions, when the reported SAR is > 0.8 W/kg, measure the SAR for these positions/configurations on the subsequent next highest measured output power channel(s) until the reported SAR is ≤ 1.2 W/kg or all required test channels are considered.

• The additional power measurements required for this step should be limited to those necessary for identifying subsequent highest output power channels to apply the test reduction.

When the specified maximum output power is the same for both UNII 1 and UNII 2A, begin SAR measurements in UNII 2A with the channel with the highest measured output power. If the reported SAR for UNII 2A is ≤ 1.2 W/kg, SAR is not required for UNII 1; otherwise treat the remaining bands separately and test them independently for SAR.

When the specified maximum output power is different between UNII 1 and UNII 2A, begin SAR with the band that has the higher specified maximum output. If the highest reported SAR for the band with the highest specified power is ≤ 1.2 W/kg, testing for the band with the lower specified output power is not required; otherwise test the remaining bands independently for SAR.

• Absorbed power density (APD) using a 4cm² averaging area is reported based on SAR measurements.

• Per FCC guidance and equipment manufacturer guidance, power density results were scaled according to IEC 62479:2010 for the portion of the measurement uncertainty > 30%. Total expanded uncertainty of 1.52 dB (41.9%) was used to determine the psPD measurement scaling factor.

Table 15.1: Duty Cycle

Mode	Duty Cycle
LTE FDD	1:1
LTE B48	1:1.58

15.1 SAR results for 4G

ANT	Test Position	Frequency Band	Channel Number	Frequency (MHz)	Mode/RB	Test setup	Distance	Figure No.	Note	EUT Measured Power (dBm)	Tune up (dBm)	Measured SAR 1g (W/kg)	Calculated SAR 1g (W/kg)	Measured SAR 10g (W/kg)	Calculated SAR 10g (W/kg)	Power Drift
1	Body	LTE B2	18900	1880	1RB-Middle	Front	10mm	\	Note1	22.70	24.00	0.586	0.79	0.365	0.49	0.14
1	Body	LTE B2	19100	1900	1RB-High	Rear	10mm	\	Note1	22.66	24.00	0.653	0.89	0.365	0.50	-0.09
1	Body	LTE B2	18900	1880	1RB-Middle	Rear	10mm	FIG A.1	Note1	22.70	24.00	0.864	1.17	0.463	0.62	-0.05
1	Body	LTE B2	18700	1860	1RB-High	Rear	10mm	\	Note1	22.59	24.00	0.841	1.16	0.451	0.62	0.05
1	Body	LTE B2	18900	1880	1RB-Middle	Left	10mm	\	Note1	22.70	24.00	0.102	0.14	0.059	0.08	0.17
1	Body	LTE B2	18900	1880	1RB-Middle	Right	10mm	\	Note1	22.70	24.00	0.362	0.49	0.200	0.27	-0.06
1	Body	LTE B2	18900	1880	1RB-Middle	Top	10mm	\	Note1	22.70	24.00	0.181	0.24	0.098	0.13	-0.07
1	Body	LTE B2	18900	1880	50RB-High	Front	10mm	\	Note1	21.79	23.00	0.532	0.70	0.327	0.43	-0.13
1	Body	LTE B2	19100	1900	50RB-High	Rear	10mm	\	Note1	21.76	23.00	0.571	0.76	0.313	0.42	-0.18
1	Body	LTE B2	18900	1880	50RB-High	Rear	10mm	\	Note1	21.79	23.00	0.686	0.91	0.365	0.48	0.14
1	Body	LTE B2	18700	1860	50RB-High	Rear	10mm	\	Note1	21.62	23.00	0.712	0.98	0.380	0.52	0.08
1	Body	LTE B2	18900	1880	50RB-High	Left	10mm	\	Note1	21.79	23.00	0.066	0.09	0.040	0.05	-0.03
1	Body	LTE B2	18900	1880	50RB-High	Right	10mm	\	Note1	21.79	23.00	0.293	0.39	0.162	0.21	-0.13
1	Body	LTE B2	18900	1880	50RB-High	Top	10mm	\	Note1	21.79	23.00	0.146	0.19	0.081	0.11	0.14
1	Body	LTE B2	19100	1900	100RB	Rear	10mm	\	Note1	21.79	23.00	0.693	0.92	0.368	0.49	0.17
1	Body	LTE B2	18900	1880	1RB-Low	Front	10mm	\	Note2	21.08	22.00	0.413	0.51	0.267	0.33	0.02
1	Body	LTE B2	18900	1880	1RB-Low	Rear	10mm	\	Note2	21.08	22.00	0.643	0.79	0.370	0.46	0.02
1	Body	LTE B2	18900	1880	1RB-Low	Left	10mm	\	Note2	21.08	22.00	0.093	0.11	0.056	0.07	-0.14
1	Body	LTE B2	18900	1880	1RB-Low	Right	10mm	\	Note2	21.08	22.00	0.343	0.42	0.191	0.24	0.18
1	Body	LTE B2	18900	1880	1RB-Low	Top	10mm	\	Note2	21.08	22.00	0.122	0.15	0.067	0.08	0.18
1	Body	LTE B2	18700	1860	50RB-High	Front	10mm	\	Note2	21.25	22.00	0.491	0.58	0.316	0.38	0.01
1	Body	LTE B2	18700	1860	50RB-High	Rear	10mm	\	Note2	21.25	22.00	0.606	0.72	0.347	0.41	0.07
1	Body	LTE B2	18700	1860	50RB-High	Left	10mm	\	Note2	21.25	22.00	0.098	0.12	0.060	0.07	0.06
1	Body	LTE B2	18700	1860	50RB-High	Right	10mm	\	Note2	21.25	22.00	0.274	0.33	0.155	0.18	-0.17
1	Body	LTE B2	18700	1860	50RB-High	Top	10mm	\	Note2	21.25	22.00	0.134	0.16	0.077	0.09	-0.05
1	Body	LTE B2	18900	1880	1RB-Middle	Rear	15mm	\	\	22.70	24.00	0.560	0.76	0.325	0.44	-0.03
1	Body	LTE B2	18900	1880	1RB-Middle	Top	15mm	\	\	22.70	24.00	0.165	0.22	0.099	0.13	0.12
1	Body	LTE B2	18900	1880	50RB-High	Rear	15mm	\	\	21.79	23.00	0.506	0.67	0.282	0.37	0.08
1	Body	LTE B2	18900	1880	50RB-High	Top	15mm	\	\	21.79	23.00	0.097	0.13	0.059	0.08	0.17
1	Body	LTE B5	20600	844	1RB-Middle	Front	10mm	FIG A.2	\	23.63	24.00	0.671	0.73	0.391	0.43	0.12
1	Body	LTE B5	20600	844	1RB-Middle	Rear	10mm	\	\	23.63	24.00	0.479	0.52	0.361	0.39	-0.18
1	Body	LTE B5	20600	844	1RB-Middle	Left	10mm	\	\	23.63	24.00	0.448	0.49	0.351	0.38	-0.06
1	Body	LTE B5	20600	844	1RB-Middle	Right	10mm	\	\	23.63	24.00	0.270	0.29	0.199	0.22	-0.11
1	Body	LTE B5	20600	844	1RB-Middle	Top	10mm	\	\	23.63	24.00	0.261	0.28	0.146	0.16	-0.17
1	Body	LTE B5	20600	844	25RB-High	Front	10mm	\	\	22.76	23.00	0.547	0.58	0.382	0.40	-0.13
1	Body	LTE B5	20600	844	25RB-High	Rear	10mm	\	\	22.76	23.00	0.363	0.38	0.278	0.29	0.12
1	Body	LTE B5	20600	844	25RB-High	Left	10mm	\	\	22.76	23.00	0.375	0.40	0.276	0.29	-0.1
1	Body	LTE B5	20600	844	25RB-High	Right	10mm	\	\	22.76	23.00	0.204	0.22	0.111	0.12	-0.12
1	Body	LTE B5	20600	844	25RB-High	Top	10mm	\	\	22.76	23.00	0.216	0.23	0.121	0.13	0.14
1	Body	LTE B7	20850	2510	1RB-Low	Front	10mm	\	Note1	22.88	23.50	0.584	0.67	0.320	0.37	-0.04
1	Body	LTE B7	20850	2510	1RB-Low	Rear	10mm	\	Note1	22.88	23.50	0.607	0.70	0.327	0.38	0.18
1	Body	LTE B7	20850	2510	1RB-Low	Left	10mm	\	Note1	22.88	23.50	0.127	0.15	0.055	0.06	0.15
1	Body	LTE B7	20850	2510	1RB-Low	Right	10mm	\	Note1	22.88	23.50	0.686	0.79	0.354	0.41	0.01
1	Body	LTE B7	21350	2560	1RB-High	Top	10mm	\	Note1	22.42	23.50	0.721	0.92	0.335	0.43	-0.16
1	Body	LTE B7	21100	2535	1RB-Low	Top	10mm	\	Note1	22.52	23.50	0.881	1.10	0.401	0.50	0.15
1	Body	LTE B7	20850	2510	1RB-Low	Top	10mm	FIG A.3	Note1	22.88	23.50	0.952	1.10	0.435	0.50	-0.11
1	Body	LTE B7	20850	2510	50RB-Low	Front	10mm	\	Note1	22.46	22.50	0.529	0.53	0.289	0.29	0.08
1	Body	LTE B7	20850	2510	50RB-Low	Rear	10mm	\	Note1	22.46	22.50	0.585	0.59	0.311	0.31	-0.03
1	Body	LTE B7	20850	2510	50RB-Low	Left	10mm	\	Note1	22.46	22.50	0.133	0.13	0.061	0.06	-0.1
1	Body	LTE B7	20850	2510	50RB-Low	Right	10mm	\	Note1	22.46	22.50	0.620	0.63	0.326	0.33	-0.12
1	Body	LTE B7	21350	2560	50RB-Low	Top	10mm	\	Note1	21.41	22.50	0.811	1.04	0.372	0.48	0.01
1	Body	LTE B7	21100	2535	50RB-Low	Top	10mm	\	Note1	22.11	22.50	0.853	0.93	0.384	0.42	0.15
1	Body	LTE B7	20850	2510	50RB-Low	Top	10mm	\	Note1	22.46	22.50	0.982	0.99	0.448	0.45	0.02
1	Body	LTE B7	20850	2510	100RB	Top	10mm	\	Note1	22.46	22.50	0.891	0.90	0.427	0.43	0.06
1	Body	LTE B7	21350	2560	1RB-Low	Rear	15mm	\	Note1	23.53	24.00	0.388	0.43	0.213	0.24	0.15
1	Body	LTE B7	21350	2560	1RB-Low	Top	15mm	\	Note1	23.53	24.00	0.426	0.47	0.211	0.24	-0.12
1	Body	LTE B7	21350	2560	50RB-Low	Rear	15mm	\	Note1	22.76	23.00	0.332	0.35	0.179	0.19	0.03
1	Body	LTE B7	21350	2560	50RB-Low	Top	15mm	\	Note1	22.76	23.00	0.333	0.35	0.165	0.17	0.17
1	Body	LTE B7	21100	2535	1RB-Low	Front	10mm	\	Note2	21.29	21.50	0.372	0.39	0.186	0.20	-0.19
1	Body	LTE B7	21100	2535	1RB-Low	Rear	10mm	\	Note2	21.29	21.50	0.421	0.44	0.205	0.22	-0.19
1	Body	LTE B7	21100	2535	1RB-Low	Left	10mm	\	Note2	21.29	21.50	0.067	0.07	0.022	0.02	-0.16
1	Body	LTE B7	21100	2535	1RB-Low	Right	10mm	\	Note2	21.29	21.50	0.396	0.37	0.164	0.17	0.19
1	Body	LTE B7	21100	2535	1RB-Low	Top	10mm	\	Note2	21.29	21.50	0.570	0.60	0.260	0.27	0.19
1	Body	LTE B7	20850	2510	50RB-High	Front	10mm	\	Note2	21.46	21.50	0.259	0.26	0.129	0.13	0.18
1	Body	LTE B7	20850	2510	50RB-High	Rear	10mm	\	Note2	21.46	21.50	0.418	0.42	0.210	0.21	-0.07
1	Body	LTE B7	20850	2510	50RB-High	Left	10mm	\	Note2	21.46	21.50	0.059	0.06	0.018	0.02	-0.14
1	Body	LTE B7	20850	2510	50RB-High	Right	10mm	\	Note2	21.46	21.50	0.437	0.44	0.207	0.21	0.04
1	Body	LTE B7	20850	2510	50RB-High	Top	10mm	\	Note2	21.46	21.50	0.504	0.51	0.221	0.22	0.08
1	Body	LTE B7	21350	2560	1RB-Low	Rear	15mm	\	Note2	23.53	24.00	0.368	0.43	0.213	0.24	0.15
1	Body	LTE B7	21350	2560	1RB-Low	Top	15mm	\	Note2	23.53	24.00	0.426	0.47	0.211	0.24	-0.12
1	Body	LTE B7	21350	2560	50RB-Low	Rear	15mm	\	Note2	22.76	23.00	0.332	0.35	0.179	0.19	0.03
1	Body	LTE B7	21350	2560	50RB-Low	Top	15mm	\	Note2	22.76	23.00	0.333	0.35	0.165	0.17	0.17

ANT	Test Position	Frequency Band	Channel Number	Frequency (MHz)	Mode/RB	Test setup	Distance	Figure No.	Note	EUT Measured Power (dBm)	Tune up (dBm)	Measured SAR 1g (W/kg)	Calculated SAR 1g (W/kg)	Measured SAR 10g (W/kg)	Calculated SAR 10g (W/kg)	Power Drift
1	Body	LTE B12	23130	711	1RB-Middle	Front	10mm	\	\	23.29	24.00	0.406	0.48	0.310	0.37	0.19
1	Body	LTE B12	23130	711	1RB-Middle	Rear	10mm	FIG A.4	\	23.29	24.00	0.439	0.52	0.336	0.40	0.12
1	Body	LTE B12	23130	711	1RB-Middle	Left	10mm	\	\	23.29	24.00	0.302	0.36	0.225	0.26	-0.12
1	Body	LTE B12	23130	711	1RB-Middle	Right	10mm	\	\	23.29	24.00	0.251	0.30	0.186	0.22	0.14
1	Body	LTE B12	23130	711	1RB-Middle	Top	10mm	\	\	23.29	24.00	0.053	0.06	0.030	0.04	-0.16
1	Body	LTE B12	23060	704	25RB-High	Front	10mm	\	\	22.33	23.00	0.315	0.37	0.240	0.28	-0.01
1	Body	LTE B12	23060	704	25RB-High	Rear	10mm	\	\	22.33	23.00	0.337	0.39	0.256	0.30	0.19
1	Body	LTE B12	23060	704	25RB-High	Left	10mm	\	\	22.33	23.00	0.233	0.27	0.173	0.20	0.18
1	Body	LTE B12	23060	704	25RB-High	Right	10mm	\	\	22.33	23.00	0.193	0.23	0.142	0.17	0.04
1	Body	LTE B12	23060	704	25RB-High	Top	10mm	\	\	22.33	23.00	0.052	0.06	0.026	0.03	-0.03
1	Body	LTE B13	23230	782	1RB-Middle	Front	10mm	\	\	23.26	24.00	0.534	0.63	0.419	0.50	0.19
1	Body	LTE B13	23230	782	1RB-Middle	Rear	10mm	FIG A.5	\	23.26	24.00	0.622	0.74	0.464	0.55	0.05
1	Body	LTE B13	23230	782	1RB-Middle	Left	10mm	\	\	23.26	24.00	0.415	0.49	0.312	0.37	0.10
1	Body	LTE B13	23230	782	1RB-Middle	Right	10mm	\	\	23.26	24.00	0.252	0.30	0.188	0.22	-0.01
1	Body	LTE B13	23230	782	1RB-Middle	Top	10mm	\	\	23.26	24.00	0.200	0.24	0.099	0.12	0.12
1	Body	LTE B13	23230	782	25RB-Low	Front	10mm	\	\	22.24	23.00	0.418	0.50	0.327	0.39	-0.02
1	Body	LTE B13	23230	782	25RB-Low	Rear	10mm	\	\	22.24	23.00	0.478	0.57	0.357	0.43	-0.05
1	Body	LTE B13	23230	782	25RB-Low	Left	10mm	\	\	22.24	23.00	0.329	0.39	0.243	0.29	0.16
1	Body	LTE B13	23230	782	25RB-Low	Right	10mm	\	\	22.24	23.00	0.204	0.24	0.150	0.18	-0.06
1	Body	LTE B13	23230	782	25RB-Low	Top	10mm	\	\	22.24	23.00	0.135	0.16	0.072	0.09	0.07
5	Body	LTE B48	55340	3560	1RB-Middle	Front	10mm	\	\	22.25	23.00	0.315	0.37	0.145	0.17	-0.05
5	Body	LTE B48	55340	3560	1RB-Middle	Rear	10mm	\	\	22.25	23.00	0.338	0.40	0.147	0.17	-0.18
5	Body	LTE B48	55340	3560	1RB-Middle	Left	10mm	FIG A.6	\	22.25	23.00	0.515	0.61	0.212	0.25	0.13
5	Body	LTE B48	55340	3560	1RB-Middle	Right	10mm	\	\	22.25	23.00	0.168	0.20	0.077	0.09	-0.02
5	Body	LTE B48	55340	3560	1RB-Middle	Bottom	10mm	\	\	22.25	23.00	0.136	0.16	0.062	0.07	-0.09
5	Body	LTE B48	55340	3560	50RB-Low	Front	10mm	\	\	21.28	22.00	0.254	0.30	0.116	0.14	-0.04
5	Body	LTE B48	55340	3560	50RB-Low	Rear	10mm	\	\	21.28	22.00	0.269	0.32	0.118	0.14	-0.1
5	Body	LTE B48	55340	3560	50RB-Low	Left	10mm	\	\	21.28	22.00	0.424	0.50	0.176	0.21	-0.14
5	Body	LTE B48	55340	3560	50RB-Low	Right	10mm	\	\	21.28	22.00	0.121	0.14	0.056	0.07	-0.14
5	Body	LTE B48	55340	3560	50RB-Low	Bottom	10mm	\	\	21.28	22.00	0.108	0.13	0.049	0.06	-0.14
1	Body	LTE B66	132572	1770	1RB-Low	Front	10mm	\	Note1	22.53	23.50	0.694	0.87	0.431	0.54	0.09
1	Body	LTE B66	132322	1745	1RB-Low	Front	10mm	\	Note1	22.74	23.50	0.718	0.86	0.448	0.53	0.15
1	Body	LTE B66	132072	1720	1RB-High	Front	10mm	\	Note1	22.80	23.50	0.767	0.90	0.457	0.54	-0.01
1	Body	LTE B66	132572	1770	1RB-Low	Rear	10mm	\	Note1	22.53	23.50	0.755	0.94	0.441	0.55	0.11
1	Body	LTE B66	132322	1745	1RB-Low	Rear	10mm	\	Note1	22.74	23.50	0.789	0.94	0.463	0.55	0.07
1	Body	LTE B66	132072	1720	1RB-High	Rear	10mm	FIG A.7	Note1	22.80	23.50	0.842	0.99	0.493	0.58	-0.02
1	Body	LTE B66	132322	1720	1RB-High	Left	10mm	\	Note1	22.80	23.50	0.106	0.12	0.064	0.08	0.08
1	Body	LTE B66	132322	1720	1RB-High	Right	10mm	\	Note1	22.80	23.50	0.577	0.68	0.339	0.40	-0.01
1	Body	LTE B66	132322	1720	1RB-High	Top	10mm	\	Note1	22.80	23.50	0.196	0.23	0.114	0.13	0.03
1	Body	LTE B66	132072	1720	50RB-Low	Front	10mm	\	Note1	22.34	22.50	0.515	0.53	0.333	0.35	0.05
1	Body	LTE B66	132072	1720	50RB-Low	Rear	10mm	\	Note1	22.34	22.50	0.682	0.72	0.416	0.43	-0.09
1	Body	LTE B66	132322	1720	50RB-Low	Left	10mm	\	Note1	22.34	22.50	0.108	0.11	0.065	0.07	0.02
1	Body	LTE B66	132322	1720	50RB-Low	Right	10mm	\	Note1	22.34	22.50	0.581	0.60	0.341	0.35	0.16
1	Body	LTE B66	132322	1720	50RB-Low	Top	10mm	\	Note1	22.34	22.50	0.192	0.20	0.112	0.12	-0.08
1	Body	LTE B66	132072	1720	100RB	Front	10mm	\	Note1	22.25	22.50	0.547	0.58	0.341	0.36	0.09
1	Body	LTE B66	132072	1720	100RB	Rear	10mm	\	Note1	22.25	22.50	0.711	0.75	0.421	0.45	-0.06
1	Body	LTE B66	132072	1720	1RB-Low	Front	10mm	\	Note2	21.43	21.50	0.387	0.39	0.228	0.23	0.04
1	Body	LTE B66	132072	1720	1RB-Low	Rear	10mm	\	Note2	21.43	21.50	0.475	0.48	0.257	0.26	0.04
1	Body	LTE B66	132072	1720	1RB-Low	Left	10mm	\	Note2	21.43	21.50	0.315	0.32	0.170	0.17	0.11
1	Body	LTE B66	132072	1720	1RB-Low	Right	10mm	\	Note2	21.43	21.50	0.084	0.09	0.042	0.04	0.19
1	Body	LTE B66	132072	1720	1RB-Low	Top	10mm	\	Note2	21.43	21.50	0.139	0.14	0.076	0.08	0.06
1	Body	LTE B66	132072	1720	50RB-Low	Front	10mm	\	Note2	21.38	21.50	0.364	0.37	0.214	0.22	0.14
1	Body	LTE B66	132072	1720	50RB-Low	Rear	10mm	\	Note2	21.38	21.50	0.483	0.50	0.263	0.27	-0.09
1	Body	LTE B66	132072	1720	50RB-Low	Left	10mm	\	Note2	21.38	21.50	0.300	0.31	0.164	0.17	0.16
1	Body	LTE B66	132072	1720	50RB-Low	Right	10mm	\	Note2	21.38	21.50	0.081	0.08	0.031	0.03	0.12
1	Body	LTE B66	132072	1720	50RB-Low	Top	10mm	\	Note2	21.38	21.50	0.158	0.16	0.083	0.09	0.09
1	Body	LTE B66	132322	1745	1RB-High	Rear	15mm	\	\	23.03	24.00	0.464	0.58	0.295	0.37	-0.02
1	Body	LTE B66	132322	1745	1RB-High	Top	15mm	\	\	23.03	24.00	0.171	0.21	0.103	0.13	0.02
1	Body	LTE B66	132322	1745	50RB-High	Rear	15mm	\	\	22.01	23.00	0.368	0.46	0.239	0.30	0.15
1	Body	LTE B66	132322	1745	50RB-High	Top	15mm	\	\	22.01	23.00	0.132	0.17	0.079	0.10	0.08

ANT	Test Position	Frequency Band	Channel Number	Frequency (MHz)	Mode/RB	Test setup	Distance	Figure No.	Note	EUT Measured Power (dBm)	Tune up (dBm)	Measured SAR 1g (W/kg)	Calculated SAR 1g (W/kg)	Measured SAR 10g (W/kg)	Calculated SAR 10g (W/kg)	Power Drift
3	Body	LTEB2	19100	1900	1RB-High	Front	10mm	\	Note1	22.85	24.00	0.907	1.18	0.546	0.71	-0.01
3	Body	LTEB2	18900	1880	1RB-High	Front	10mm	\	Note1	23.08	24.00	0.952	1.18	0.556	0.69	0.01
3	Body	LTEB2	18700	1860	1RB-High	Front	10mm	\	Note1	22.84	24.00	0.881	1.15	0.543	0.71	0.15
3	Body	LTEB2	19100	1900	1RB-High	Rear	10mm	\	Note1	22.85	24.00	0.914	1.19	0.532	0.69	0.09
3	Body	LTEB2	18900	1880	1RB-High	Rear	10mm	FIG A.8	Note1	23.08	24.00	0.963	1.19	0.561	0.69	0.13
3	Body	LTEB2	18700	1860	1RB-High	Rear	10mm	\	Note1	22.84	24.00	0.891	1.16	0.538	0.70	0.17
3	Body	LTEB2	19100	1900	1RB-High	Left	10mm	\	Note1	22.85	24.00	0.828	1.08	0.477	0.62	0.08
3	Body	LTEB2	18900	1880	1RB-High	Left	10mm	\	Note1	23.08	24.00	0.872	1.08	0.494	0.61	0.10
3	Body	LTEB2	18700	1860	1RB-High	Left	10mm	\	Note1	22.84	24.00	0.807	1.05	0.461	0.60	0.09
3	Body	LTEB2	18900	1880	1RB-High	Right	10mm	\	Note1	23.08	24.00	0.079	0.10	0.048	0.06	-0.17
3	Body	LTEB2	18900	1880	1RB-High	Bottom	10mm	\	Note1	23.08	24.00	0.396	0.49	0.218	0.27	0.17
3	Body	LTEB2	19100	1900	50RB-Middle	Front	10mm	\	Note1	22.05	23.00	0.642	0.80	0.389	0.48	0.03
3	Body	LTEB2	18900	1880	50RB-Middle	Front	10mm	\	Note1	22.07	23.00	0.674	0.83	0.396	0.49	0.18
3	Body	LTEB2	18700	1860	50RB-Middle	Front	10mm	\	Note1	22.03	23.00	0.624	0.78	0.387	0.48	0.17
3	Body	LTEB2	19100	1900	50RB-Middle	Rear	10mm	\	Note1	22.05	23.00	0.666	0.83	0.396	0.49	-0.16
3	Body	LTEB2	18900	1880	50RB-Middle	Rear	10mm	\	Note1	22.07	23.00	0.699	0.87	0.403	0.50	-0.03
3	Body	LTEB2	18700	1860	50RB-Middle	Rear	10mm	\	Note1	22.03	23.00	0.647	0.81	0.394	0.49	0.08
3	Body	LTEB2	18900	1880	50RB-Middle	Left	10mm	\	Note1	22.07	23.00	0.612	0.76	0.343	0.42	-0.16
3	Body	LTEB2	18900	1880	50RB-Middle	Right	10mm	\	Note1	22.07	23.00	0.075	0.09	0.036	0.04	0.19
3	Body	LTEB2	18900	1880	50RB-Middle	Bottom	10mm	\	Note1	22.07	23.00	0.338	0.42	0.184	0.23	0.12
3	Body	LTEB2	18700	1860	100RB	Front	10mm	\	Note1	22.84	24.00	0.659	0.86	0.347	0.45	0.19
3	Body	LTEB2	18700	1860	100RB	Rear	10mm	\	Note1	22.84	24.00	0.663	0.87	0.353	0.46	-0.15
3	Body	LTEB2	18700	1860	100RB	Left	10mm	\	Note1	22.84	24.00	0.597	0.78	0.334	0.44	0.09
3	Body	LTEB2	19100	1900	1RB-Low	Front	10mm	\	Note2	21.82	22.00	0.454	0.47	0.271	0.28	-0.05
3	Body	LTEB2	19100	1900	1RB-Low	Rear	10mm	\	Note2	21.82	22.00	0.409	0.43	0.243	0.25	-0.04
3	Body	LTEB2	19100	1900	1RB-Low	Left	10mm	\	Note2	21.82	22.00	0.126	0.13	0.071	0.07	0.18
3	Body	LTEB2	19100	1900	1RB-Low	Right	10mm	\	Note2	21.82	22.00	<0.01	<0.01	<0.01	<0.01	/
3	Body	LTEB2	19100	1900	1RB-Low	Bottom	10mm	\	Note2	21.82	22.00	0.135	0.14	0.075	0.08	0.12
3	Body	LTEB2	19100	1900	50RB-High	Front	10mm	\	Note2	21.92	22.00	0.445	0.45	0.267	0.27	-0.03
3	Body	LTEB2	19100	1900	50RB-High	Rear	10mm	\	Note2	21.92	22.00	0.281	0.29	0.168	0.17	-0.05
3	Body	LTEB2	19100	1900	50RB-High	Left	10mm	\	Note2	21.92	22.00	0.120	0.12	0.068	0.07	0.02
3	Body	LTEB2	19100	1900	50RB-High	Right	10mm	\	Note2	21.92	22.00	<0.01	<0.01	<0.01	<0.01	/
3	Body	LTEB2	19100	1900	50RB-High	Bottom	10mm	\	Note2	21.92	22.00	0.199	0.20	0.110	0.11	0.03
3	Body	LTEB2	18900	1880	1RB-High	Rear	15mm	\	\	23.08	24.00	0.493	0.61	0.300	0.37	0.06
3	Body	LTEB2	18900	1880	1RB-High	Bottom	15mm	\	\	23.08	24.00	0.213	0.26	0.125	0.15	0.15
3	Body	LTEB2	18900	1880	50RB-Middle	Rear	15mm	\	\	22.07	23.00	0.359	0.44	0.222	0.28	0.08
3	Body	LTEB2	18900	1880	50RB-Middle	Bottom	15mm	\	\	22.07	23.00	0.164	0.20	0.096	0.12	-0.11
3	Body	LTEB2	18900	1880	1RB-High	Rear	10mm	B2	Note1	23.08	24.00	0.911	1.13	0.540	0.67	0.05
3	Body	LTEB66	132322	1745	1RB-High	Front	10mm	\	Note1	23.29	23.50	0.600	0.63	0.360	0.38	0.04
3	Body	LTEB66	132322	1745	1RB-High	Rear	10mm	\	Note1	23.29	23.50	0.577	0.61	0.324	0.34	-0.17
3	Body	LTEB66	132322	1745	1RB-High	Left	10mm	\	Note1	23.29	23.50	0.577	0.61	0.324	0.34	-0.16
3	Body	LTEB66	132322	1745	1RB-High	Right	10mm	\	Note1	23.29	23.50	0.096	0.10	0.042	0.04	-0.18
3	Body	LTEB66	132322	1745	1RB-High	Bottom	10mm	\	Note1	23.29	23.50	0.310	0.33	0.170	0.18	-0.13
3	Body	LTEB66	132322	1745	50RB-High	Front	10mm	FIG A.9	Note1	23.47	23.50	0.630	0.63	0.378	0.38	-0.08
3	Body	LTEB66	132322	1745	50RB-High	Rear	10mm	\	Note1	23.47	23.50	0.553	0.56	0.342	0.34	-0.01
3	Body	LTEB66	132322	1745	50RB-High	Left	10mm	\	Note1	23.47	23.50	0.348	0.35	0.198	0.20	-0.16
3	Body	LTEB66	132322	1745	50RB-High	Right	10mm	\	Note1	23.47	23.50	0.088	0.09	0.037	0.04	-0.10
3	Body	LTEB66	132322	1745	50RB-High	Bottom	10mm	\	Note1	23.47	23.50	0.315	0.32	0.174	0.18	-0.17
3	Body	LTEB66	132572	1770	1RB-High	Front	10mm	\	Note2	21.15	21.50	0.471	0.51	0.283	0.31	0.15
3	Body	LTEB66	132572	1770	1RB-High	Rear	10mm	\	Note2	21.15	21.50	0.341	0.37	0.206	0.22	0.14
3	Body	LTEB66	132572	1770	1RB-High	Left	10mm	\	Note2	21.15	21.50	0.265	0.29	0.147	0.16	-0.09
3	Body	LTEB66	132572	1770	1RB-High	Right	10mm	\	Note2	21.15	21.50	<0.01	<0.01	<0.01	<0.01	/
3	Body	LTEB66	132572	1770	1RB-High	Bottom	10mm	\	Note2	21.15	21.50	0.255	0.28	0.145	0.16	-0.15
3	Body	LTEB66	132572	1770	50RB-High	Front	10mm	\	Note2	21.32	21.50	0.551	0.57	0.328	0.34	0.09
3	Body	LTEB66	132572	1770	50RB-High	Rear	10mm	\	Note2	21.32	21.50	0.501	0.52	0.307	0.32	-0.08
3	Body	LTEB66	132572	1770	50RB-High	Left	10mm	\	Note2	21.32	21.50	0.341	0.36	0.191	0.20	-0.12
3	Body	LTEB66	132572	1770	50RB-High	Right	10mm	\	Note2	21.32	21.50	<0.01	<0.01	<0.01	<0.01	/
3	Body	LTEB66	132572	1770	50RB-High	Bottom	10mm	\	Note2	21.32	21.50	0.267	0.28	0.150	0.16	0.10
3	Body	LTEB66	132322	1745	1RB-High	Rear	15mm	\	\	23.18	24.50	0.442	0.60	0.266	0.36	-0.15
3	Body	LTEB66	132322	1745	1RB-High	Bottom	15mm	\	\	23.18	24.50	0.294	0.40	0.164	0.22	0.09
3	Body	LTEB66	132322	1745	50RB-High	Rear	15mm	\	\	22.25	23.50	0.384	0.51	0.231	0.31	0.17
3	Body	LTEB66	132322	1745	50RB-High	Bottom	15mm	\	\	22.25	23.50	0.239	0.32	0.133	0.18	-0.06

15.2 SAR results for WLAN

ANT	RF Exposure Conditions	Frequency Band	Channel Number	Frequency (MHz)	Mode/RB	Test setup			EUT Measured Power (dBm)	Tune up (dBm)	Duty Cycle	Measured SAR 1g (W/kg)	Calculated SAR 1g (W/kg)	Measured SAR 10g (W/kg)	Calculated SAR 10g (W/kg)	Power Drift
9	Body	WLAN2.4G	6	2437	11b	Front	10mm	\	14.89	16.00	100.00%	0.039	0.05	0.022	0.03	0.18
9	Body	WLAN2.4G	6	2437	11b	Rear	10mm	\	14.89	16.00	100.00%	0.054	0.07	0.030	0.04	0.19
9	Body	WLAN2.4G	6	2437	11b	Left	10mm	FIG A.10	14.89	16.00	100.00%	0.062	0.08	0.031	0.04	0.15

ANT	RF Exposure Conditions	Frequency Band	Channel Number	Frequency (MHz)	Mode/RB	Test setup	Distance	Figure No.	EUT Measured Power (dBm)	Tune up (dBm)	Duty Cycle	Measured SAR 1g (W/kg)	Calculated SAR 1g (W/kg)	Measured SAR 10g (W/kg)	Calculated SAR 10g (W/kg)	Power Drift
10	Body	WLAN2.4G	6	2437	11b	Front	10mm	\	14.52	16.00	100.00%	0.044	0.06	0.021	0.03	0.01
10	Body	WLAN2.4G	6	2437	11b	Rear	10mm	\	14.52	16.00	100.00%	0.037	0.05	0.021	0.03	-0.09
10	Body	WLAN2.4G	6	2437	11b	Right	10mm	FIG A.11	14.52	16.00	100.00%	0.045	0.06	0.022	0.03	0.08
10	Body	WLAN2.4G	6	2437	11b	Bottom	10mm	\	14.52	16.00	100.00%	0.027	0.04	0.012	0.02	0.05

ANT	RF Exposure Conditions	Frequency Band	Channel Number	Frequency (MHz)	Mode/RB	Test setup	Distance	Figure No.	EUT Measured Power (dBm)	Tune up (dBm)	Duty Cycle	Measured SAR 1g (W/kg)	Calculated SAR 1g (W/kg)	Measured SAR 10g (W/kg)	Calculated SAR 10g (W/kg)	Power Drift
MIMO	Body	WLAN2.4G	11	2462	11b	Front	10mm	\	13.92	14.00	100.00%	<0.01	<0.01	<0.01	<0.01	/
MIMO	Body	WLAN2.4G	11	2462	11b	Rear	10mm	FIG A.12	13.92	14.00	100.00%	0.018	0.02	0.008	0.01	-0.05
MIMO	Body	WLAN2.4G	11	2462	11b	Left	10mm	\	13.92	14.00	100.00%	<0.01	<0.01	<0.01	<0.01	/
MIMO	Body	WLAN2.4G	11	2462	11b	Right	10mm	\	13.92	14.00	100.00%	0.016	0.02	0.005	0.01	0.00
MIMO	Body	WLAN2.4G	11	2462	11b	Bottom	10mm	\	13.92	14.00	100.00%	<0.01	<0.01	<0.01	<0.01	0.09

ANT	RF Exposure Conditions	Frequency Band	Channel Number	Frequency (MHz)	Mode/RB	Test setup	Distance	Figure No.	EUT Measured Power (dBm)	Tune up (dBm)	Duty Cycle	Measured SAR 1g (W/kg)	Calculated SAR 1g (W/kg)	Measured SAR 10g (W/kg)	Calculated SAR 10g (W/kg)	Power Drift
9	Body	WLAN5G	52	5260	11a	Front	10mm	\	13.59	15.00	95.00%	0.057	0.08	0.011	0.02	0.19
9	Body	WLAN5G	52	5260	11a	Rear	10mm	\	13.59	15.00	95.00%	0.072	0.10	0.023	0.03	0.16
9	Body	WLAN5G	52	5260	11a	Left	10mm	\	13.59	15.00	95.00%	0.173	0.25	0.051	0.07	0.09
9	Body	WLAN5G	128	5640	11a	Front	10mm	\	14.80	15.00	95.00%	0.039	0.04	0.012	0.01	0.07
9	Body	WLAN5G	128	5640	11a	Rear	10mm	\	14.80	15.00	95.00%	0.060	0.07	0.018	0.02	-0.09
9	Body	WLAN5G	128	5640	11a	Left	10mm	\	14.80	15.00	95.00%	0.110	0.12	0.034	0.04	-0.02
9	Body	WLAN5G	165	5825	11a	Front	10mm	\	14.61	15.00	95.00%	0.065	0.07	0.021	0.02	0.17
9	Body	WLAN5G	165	5825	11a	Rear	10mm	\	14.61	15.00	95.00%	0.207	0.24	0.061	0.07	-0.17
9	Body	WLAN5G	165	5825	11a	Left	10mm	FIG A.13	14.61	15.00	95.00%	0.314	0.36	0.094	0.10	-0.05

ANT	RF Exposure Conditions	Frequency Band	Channel Number	Frequency (MHz)	Mode/RB	Test setup	Distance	Figure No.	EUT Measured Power (dBm)	Tune up (dBm)	Duty Cycle	Measured SAR 1g (W/kg)	Calculated SAR 1g (W/kg)	Measured SAR 10g (W/kg)	Calculated SAR 10g (W/kg)	Power Drift
10	Body	WLAN5G	52	5260	11a	Front	10mm	\	14.67	15.00	95.00%	0.145	0.16	0.057	0.06	-0.04
10	Body	WLAN5G	52	5260	11a	Rear	10mm	\	14.67	15.00	95.00%	0.203	0.23	0.076	0.08	-0.08
10	Body	WLAN5G	52	5260	11a	Right	10mm	FIG A.14	14.67	15.00	95.00%	0.585	0.66	0.196	0.21	0.12
10	Body	WLAN5G	52	5260	11a	Bottom	10mm	\	14.67	15.00	95.00%	0.078	0.09	0.028	0.03	0.16
10	Body	WLAN5G	128	5640	11a	Front	10mm	\	14.51	15.00	95.00%	0.117	0.14	0.047	0.05	-0.07
10	Body	WLAN5G	128	5640	11a	Rear	10mm	\	14.51	15.00	95.00%	0.145	0.17	0.055	0.06	0.07
10	Body	WLAN5G	128	5640	11a	Right	10mm	\	14.51	15.00	95.00%	0.486	0.57	0.174	0.19	-0.13
10	Body	WLAN5G	128	5640	11a	Bottom	10mm	\	14.51	15.00	95.00%	0.057	0.07	0.016	0.02	-0.12
10	Body	WLAN5G	157	5785	11a	Front	10mm	\	14.10	15.00	95.00%	0.102	0.13	0.039	0.05	-0.10
10	Body	WLAN5G	157	5785	11a	Rear	10mm	\	14.10	15.00	95.00%	0.114	0.15	0.044	0.05	-0.09
10	Body	WLAN5G	157	5785	11a	Right	10mm	\	14.10	15.00	95.00%	0.490	0.63	0.171	0.21	0.09
10	Body	WLAN5G	157	5785	11a	Bottom	10mm	\	14.10	15.00	95.00%	0.053	0.07	0.008	0.01	0.11
10	Body	WLAN5G	52	5260	11a	Right	10mm	B2	14.67	15.00	95.00%	0.528	0.60	0.174	0.19	0.02

ANT	RF Exposure Conditions	Frequency Band	Channel Number	Frequency (MHz)	Mode/RB	Test setup	Distance	Figure No.	EUT Measured Power (dBm)	Tune up (dBm)	Duty Cycle	Measured SAR 1g (W/kg)	Calculated SAR 1g (W/kg)	Measured SAR 10g (W/kg)	Calculated SAR 10g (W/kg)	Power Drift
MIMO	Body	WLAN5G	50	5250	11ac-160MHz	Front	10mm	\	12.46	14.00	98.00%	0.050	0.07	0.020	0.03	-0.12
MIMO	Body	WLAN5G	50	5250	11ac-160MHz	Rear	10mm	\	12.46	14.00	98.00%	0.097	0.14	0.040	0.06	0.03
MIMO	Body	WLAN5G	50	5250	11ac-160MHz	Left	10mm	\	12.46	14.00	98.00%	0.052	0.08	0.019	0.03	0.14
MIMO	Body	WLAN5G	50	5250	11ac-160MHz	Right	10mm	\	12.46	14.00	98.00%	0.171	0.25	0.062	0.09	0.03
MIMO	Body	WLAN5G	50	5250	11ac-160MHz	Bottom	10mm	\	12.46	14.00	98.00%	0.033	0.05	0.013	0.02	-0.04
MIMO	Body	WLAN5G	114	5570	11ac-160MHz	Front	10mm	\	13.58	14.00	98.00%	0.049	0.06	0.018	0.02	-0.15
MIMO	Body	WLAN5G	114	5570	11ac-160MHz	Rear	10mm	\	13.58	14.00	98.00%	0.078	0.09	0.029	0.03	0.16
MIMO	Body	WLAN5G	114	5570	11ac-160MHz	Left	10mm	\	13.58	14.00	98.00%	0.099	0.11	0.037	0.04	0.02
MIMO	Body	WLAN5G	114	5570	11ac-160MHz	Right	10mm	FIG A.15	13.58	14.00	98.00%	0.216	0.24	0.074	0.08	0.13
MIMO	Body	WLAN5G	114	5570	11ac-160MHz	Bottom	10mm	\	13.58	14.00	98.00%	0.043	0.05	0.016	0.02	-0.16

ANT	RF Exposure Conditions	Frequency Band	Channel Number	Frequency (MHz)	Mode/RB	Test setup	Distance	Figure No.	EUT Measured Power (dBm)	Tune up (dBm)	Duty Cycle	Measured SAR 1g (W/kg)	Calculated SAR 1g (W/kg)	Measured SAR 10g (W/kg)	Calculated SAR 10g (W/kg)	Power Drift	APD (W/m ²)
9	Body	WLAN6G	77	6335	11a	Front	10mm	\	7.62	7.70	95.00%	<0.01	<0.01	<0.01	<0.01	0.03	/
9	Body	WLAN6G	77	6335	11a	Rear	10mm	\	7.62	7.70	95.00%	<0.01	<0.01	<0.01	<0.01	-0.09	/
9	Body	WLAN6G	77	6335	11a	Left	10mm	\	7.62	7.70	95.00%	<0.01	<0.01	<0.01	<0.01	0.14	/
9	Body	WLAN6G	65	6275	11a	Left	10mm	\	7.53	7.70	95.00%	<0.01	<0.01	<0.01	<0.01	-0.05	/
9	Body	WLAN6G	101	6455	11a	Left	10mm	\	5.49	5.50	95.00%	<0.01	<0.01	<0.01	<0.01	-0.06	/
9	Body	WLAN6G	153	6715	11a	Left	10mm	\	4.82	5.00	95.00%	<0.01	<0.01	<0.01	<0.01	0.14	/
9	Body	WLAN6G	225	7075	11a	Left	10mm	\	5.94	6.00	95.00%	<0.01	<0.01	<0.01	<0.01	0.08	/

ANT	RF Exposure Conditions	Frequency Band	Channel Number	Frequency (MHz)	Mode/RB	Test setup	Distance	Figure No.	EUT Measured Power (dBm)	Tune up (dBm)	Duty Cycle	Measured SAR 1g (W/kg)	Calculated SAR 1g (W/kg)	Measured SAR 10g (W/kg)	Calculated SAR 10g (W/kg)	Power Drift	power setting	APD (W/m ²)
10	Body	WLAN6G	85	6375	11a	Front	10mm	\	9.79	10.00	95.00%	0.043	0.05	0.016	0.02	0.15	5db	0.040
10	Body	WLAN6G	85	6375	11a	Rear	10mm	\	9.79	10.00	95.00%	0.025	0.03	0.010	0.01	0.09	5db	0.024
10	Body	WLAN6G	85	6375	11a	Right	10mm	\	9.79	10.00	95.00%	0.088	0.10	0.033	0.03	0.17	5db	0.082
10	Body	WLAN6G	85	6375	11a	Bottom	10mm	\	9.79	10.00	95.00%	0.023	0.03	0.009	0.01	0.02	5db	0.001
10	Body	WLAN6G	53	6245	11a	Right	10mm	\	9.78	10.00	95.00%	0.090	0.10	0.033	0.03	0.13	5db	0.082
10	Body	WLAN6G	113	6515	11a	Right	10mm	\	10.05	11.00	95.00%	0.113	0.15	0.041	0.05	0.06	5db	0.102
10	Body	WLAN6G	117	6535	11a	Right	10mm	FIG A.16	10.08	11.00	95.00%	0.132	0.17	0.048	0.06	0.04	5db	0.120
10	Body	WLAN6G	189	6895	11a	Right	10mm	\	7.44	8.00	95.00%	0.005	0.01	0.002	0.00	-0.05	5db	0.005

ANT	RF Exposure Conditions	Frequency Band	Channel Number	Frequency (MHz)	Mode/RB	Test setup	Distance	Figure No.	EUT Measured Power (dBm)	Tune up (dBm)	Duty Cycle	Measured SAR 1g (W/kg)	Calculated SAR 1g (W/kg)	Measured SAR 10g (W/kg)	Calculated SAR 10g (W/kg)	Power Drift	APD (W/m ²)
MIMO	Body	WLAN6G	79	6345	11ax-160MHz	Front	10mm	\	10.90	11.00	95.00%	<0.01	<0.01	<0.01	<0.01	/	/
MIMO	Body	WLAN6G	79	6345	11ax-160MHz	Rear	10mm	\	10.90	11.00	95.00%	0.011	0.01	0.003	0.00	0.13	0.004
MIMO	Body	WLAN6G	79	6345	11ax-160MHz	Left	10mm	FIG A.17	10.90	11.00	95.00%	0.109	0.11	0.038	0.04	-0.01	0.095
MIMO	Body	WLAN6G	79	6345	11ax-160MHz	Right	10mm	\	10.90	11.00	95.00%	<0.01	<0.01	<0.01	<0.01	/	/
MIMO	Body	WLAN6G	79	6345	11ax-160MHz	Bottom	10mm	\	10.90	11.00	95.00%	0.005	0.01	0.026	0.03	0.12	0.008
MIMO	Body	WLAN6G	47	6185	11ax-160MHz	Left	10mm	\	9.08	10.00	95.00%	0.075	0.09	0.002	0.00	0.03	0.066
MIMO	Body	WLAN6G	111	6505	11ax-160MHz	Left	10mm	\	8.13	8.50	95.00%	0.011	0.01	0.006	0.01	0.19	0.011
MIMO	Body	WLAN6G	175	6825	11ax-160MHz	Left	10mm	\	8.35	9.00	95.00%	0.015	0.02	0.007	0.01	0.05	0.015
MIMO	Body	WLAN6G	207	6985	11ax-160MHz	Left	10mm	\	6.83	8.50	95.00%	0.020	0.03	0.060	0.09	-0.16	0.020

15.3 SAR results for 5G NR

ANT	RF Exposure Conditions	Frequency Band	Channel Number	Frequency (MHz)	Mode/RB	Test setup	Distance	Figure No.	Note	EUT Measured Power (dBm)	Tune up (dBm)	Measured SAR 1g (W/kg)	Calculated SAR 1g (W/kg)	Measured SAR 10g (W/kg)	Calculated SAR 10g (W/kg)	Power Drift
1	Body	N2	376000	1880	DFT-QPSK 15K 20M 50_25	Front	10mm	\	Note1	22.58	23.00	0.468	0.52	0.310	0.34	-0.15
1	Body	N2	380000	1900	DFT-QPSK 15K 20M 50_25	Rear	10mm	\	Note1	22.36	23.00	0.657	0.76	0.394	0.46	0.18
1	Body	N2	376000	1880	DFT-QPSK 15K 20M 50_25	Rear	10mm	FIG A.18	Note1	22.58	23.00	0.780	0.86	0.452	0.50	0.13
1	Body	N2	372000	1860	DFT-QPSK 15K 20M 50_25	Rear	10mm	\	Note1	22.36	23.00	0.727	0.84	0.430	0.50	0.15
1	Body	N2	376000	1880	DFT-QPSK 15K 20M 50_25	Left	10mm	\	Note1	22.58	23.00	0.040	0.04	0.024	0.03	0.10
1	Body	N2	376000	1880	DFT-QPSK 15K 20M 50_25	Right	10mm	\	Note1	22.58	23.00	0.137	0.15	0.078	0.09	0.13
1	Body	N2	376000	1880	DFT-QPSK 15K 20M 50_25	Top	10mm	\	Note1	22.58	23.00	0.083	0.09	0.048	0.05	-0.13
1	Body	N2	376000	1880	DFT-QPSK 15K 20M 50_25	Front	15mm	\	Note1	22.92	24.00	0.667	0.86	0.386	0.49	0.04
1	Body	N2	376000	1880	DFT-QPSK 15K 20M 50_25	Rear	15mm	\	Note1	22.92	24.00	0.151	0.19	0.089	0.11	0.18
1	Body	N2	376000	1880	DFT-QPSK 15K 20M 50_25	Front	10mm	\	Note2	20.93	21.00	0.384	0.39	0.238	0.24	-0.10
1	Body	N2	380000	1900	DFT-QPSK 15K 20M 50_25	Rear	10mm	\	Note2	20.73	21.00	0.528	0.56	0.304	0.32	0.11
1	Body	N2	376000	1880	DFT-QPSK 15K 20M 50_25	Rear	10mm	\	Note2	20.93	21.00	0.597	0.61	0.333	0.34	0.09
1	Body	N2	372000	1860	DFT-QPSK 15K 20M 50_25	Rear	10mm	\	Note2	20.73	21.00	0.574	0.61	0.326	0.35	-0.10
1	Body	N2	376000	1880	DFT-QPSK 15K 20M 50_25	Left	10mm	\	Note2	20.93	21.00	0.078	0.08	0.045	0.05	0.05
1	Body	N2	376000	1880	DFT-QPSK 15K 20M 50_25	Right	10mm	\	Note2	20.93	21.00	0.099	0.10	0.050	0.05	-0.06
1	Body	N2	376000	1880	DFT-QPSK 15K 20M 50_25	Top	10mm	\	Note2	20.93	21.00	0.083	0.08	0.050	0.05	0.05
1	Body	N2	376000	1880	DFT-QPSK 15K 20M 50_25	Rear	15mm	\	Note2	22.58	23.00	0.584	0.64	0.336	0.37	-0.19
1	Body	N2	376000	1880	DFT-QPSK 15K 20M 50_25	Rear	15mm	\	Note2	22.58	23.00	0.132	0.15	0.077	0.08	0.13
1	Body	N2	376000	1880	CP-QPSK 15K 20M 50_25	Rear	10mm	\	Note1	22.21	22.50	0.693	0.74	0.412	0.44	-0.06
3	Body	N2	380000	1900	DFT-QPSK 15K 20M 50_25	Front	10mm	\	Note1	23.47	24.00	0.740	0.84	0.448	0.51	0.13
3	Body	N2	376000	1880	DFT-QPSK 15K 20M 50_25	Front	10mm	\	Note1	23.57	24.00	0.803	0.89	0.478	0.53	0.07
3	Body	N2	372000	1860	DFT-QPSK 15K 20M 50_25	Front	10mm	\	Note1	23.48	24.00	0.764	0.86	0.469	0.53	0.02
3	Body	N2	380000	1900	DFT-QPSK 15K 20M 50_25	Rear	10mm	\	Note1	23.47	24.00	0.666	0.75	0.402	0.45	0.15
3	Body	N2	376000	1880	DFT-QPSK 15K 20M 50_25	Rear	10mm	FIG A.19	Note1	23.57	24.00	0.815	0.90	0.486	0.54	-0.10
3	Body	N2	372000	1860	DFT-QPSK 15K 20M 50_25	Rear	10mm	\	Note1	23.48	24.00	0.731	0.82	0.436	0.49	0.13
3	Body	N2	380000	1900	DFT-QPSK 15K 20M 50_25	Left	10mm	\	Note1	23.47	24.00	0.801	0.90	0.466	0.53	0.06
3	Body	N2	376000	1880	DFT-QPSK 15K 20M 50_25	Left	10mm	\	Note1	23.57	24.00	0.772	0.85	0.446	0.49	0.03
3	Body	N2	372000	1860	DFT-QPSK 15K 20M 50_25	Left	10mm	\	Note1	23.48	24.00	0.750	0.85	0.429	0.48	0.02
3	Body	N2	376000	1880	DFT-QPSK 15K 20M 50_25	Right	10mm	\	Note1	23.57	24.00	0.063	0.07	0.042	0.05	0.05
3	Body	N2	376000	1880	DFT-QPSK 15K 20M 50_25	Bottom	10mm	\	Note1	23.57	24.00	0.369	0.41	0.204	0.23	0.14
3	Body	N2	380000	1900	DFT-QPSK 15K 20M 50_25	Front	10mm	\	Note2	22.48	23.00	0.587	0.66	0.354	0.40	0.02
3	Body	N2	376000	1880	DFT-QPSK 15K 20M 50_25	Front	10mm	\	Note2	22.58	23.00	0.576	0.63	0.345	0.38	0.10
3	Body	N2	372000	1860	DFT-QPSK 15K 20M 50_25	Front	10mm	\	Note2	22.49	23.00	0.590	0.66	0.352	0.40	0.07
3	Body	N2	376000	1880	DFT-QPSK 15K 20M 50_25	Rear	10mm	\	Note2	22.58	23.00	0.558	0.61	0.332	0.37	-0.19
3	Body	N2	376000	1880	DFT-QPSK 15K 20M 50_25	Left	10mm	\	Note2	22.58	23.00	0.532	0.59	0.304	0.33	0.11
3	Body	N2	376000	1880	DFT-QPSK 15K 20M 50_25	Right	10mm	\	Note2	22.58	23.00	0.033	0.04	0.018	0.02	0.15
3	Body	N2	376000	1880	DFT-QPSK 15K 20M 50_25	Bottom	10mm	\	Note2	22.58	23.00	0.272	0.30	0.151	0.17	0.19
3	Body	N2	376000	1880	DFT-QPSK 15K 20M 50_25	Rear	15mm	\	/	23.57	24.00	0.467	0.52	0.280	0.31	0.04
3	Body	N2	376000	1880	DFT-QPSK 15K 20M 50_25	Bottom	15mm	\	/	23.57	24.00	0.220	0.24	0.120	0.13	0.12
3	Body	N2	376000	1880	CP-QPSK 15K 20M 50_25	Rear	10mm	\	Note1	22.08	22.50	0.718	0.79	0.408	0.45	0.16
1	Body	N5	167800	839	DFT-QPSK 15K 20M 50_25	Front	10mm	\	/	22.84	24.00	0.481	0.63	0.358	0.47	0.15
1	Body	N5	167300	838.5	DFT-QPSK 15K 20M 50_25	Front	10mm	\	/	22.84	24.00	0.445	0.58	0.332	0.43	0.09
1	Body	N5	168800	834	DFT-QPSK 15K 20M 50_25	Front	10mm	FIG A.20	/	22.90	24.00	0.497	0.64	0.365	0.47	0.07
1	Body	N5	168800	834	DFT-QPSK 15K 20M 50_25	Rear	10mm	\	/	22.90	24.00	0.369	0.48	0.264	0.34	0.03
1	Body	N5	168800	834	DFT-QPSK 15K 20M 50_25	Left	10mm	\	/	22.90	24.00	0.278	0.36	0.192	0.25	0.09
1	Body	N5	168800	834	DFT-QPSK 15K 20M 50_25	Right	10mm	\	/	22.90	24.00	0.199	0.26	0.140	0.18	0.17
1	Body	N5	168800	834	DFT-QPSK 15K 20M 50_25	Top	10mm	\	/	22.90	24.00	0.334	0.43	0.164	0.21	0.16
1	Body	N5	168800	834	CP-QPSK 15K 20M 50_25	Front	10mm	\	/	21.47	22.50	0.429	0.54	0.311	0.39	0.15
5	Body	N48	641666	3624.99	DFT-QPSK 30K 10M 12_6	Front	10mm	\	/	21.20	23.00	0.192	0.29	0.091	0.14	0.07
5	Body	N48	637000	3555	DFT-QPSK 30K 10M 12_6	Rear	10mm	FIG A.21	/	21.15	23.00	0.367	0.56	0.163	0.25	0.06
5	Body	N48	641666	3624.99	DFT-QPSK 30K 10M 12_6	Rear	10mm	\	/	21.20	23.00	0.301	0.46	0.141	0.21	0.16
5	Body	N48	646332	3694.98	DFT-QPSK 30K 10M 12_6	Rear	10mm	\	/	21.15	23.00	0.328	0.50	0.157	0.24	-0.02
5	Body	N48	641666	3624.99	DFT-QPSK 30K 10M 12_6	Left	10mm	\	/	21.20	23.00	0.257	0.39	0.116	0.18	-0.13
5	Body	N48	641666	3624.99	DFT-QPSK 30K 10M 12_6	Right	10mm	\	/	21.20	23.00	0.111	0.17	0.054	0.08	-0.07
5	Body	N48	641666	3624.99	DFT-QPSK 30K 10M 12_6	Bottom	10mm	\	/	21.20	23.00	0.096	0.15	0.044	0.07	0.03
5	Body	N48	641666	3624.99	CP-QPSK 30K 10M 12_6	Rear	10mm	\	/	21.18	21.50	0.267	0.29	0.111	0.12	-0.09
1	Body	N66	346000	1730	DFT-QPSK 15K 40M 108_54	Front	10mm	\	Note1	22.97	23.50	0.524	0.59	0.344	0.39	0.04
1	Body	N66	352000	1760	DFT-QPSK 15K 40M 108_54	Rear	10mm	FIG A.22	Note1	22.95	23.50	0.657	0.75	0.391	0.44	-0.03
1	Body	N66	349000	1745	DFT-QPSK 15K 40M 108_54	Rear	10mm	\	Note1	22.93	23.50	0.596	0.68	0.358	0.41	0.02
1	Body	N66	346000	1730	DFT-QPSK 15K 40M 108_54	Rear	10mm	\	Note1	22.97	23.50	0.585	0.66	0.350	0.40	0.18
1	Body	N66	346000	1730	DFT-QPSK 15K 40M 108_54	Left	10mm	\	Note1	22.97	23.50	0.053	0.06	0.033	0.04	-0.01
1	Body	N66	346000	1730	DFT-QPSK 15K 40M 108_54	Right	10mm	\	Note1	22.97	23.50	0.420	0.47	0.256	0.29	-0.06
1	Body	N66	346000	1730	DFT-QPSK 15K 40M 108_54	Top	10mm	\	Note1	22.97	23.50	0.101	0.11	0.062	0.07	0.05
1	Body	N66	346000	1730	DFT-QPSK 15K 40M 108_54	Front	10mm	\	Note2	21.18	21.50	0.313	0.34	0.201	0.22	0.01
1	Body	N66	352000	1760	DFT-QPSK 15K 40M 108_54	Rear	10mm	\	Note2	21.16	21.50	0.383	0.41	0.228	0.25	0.07
1	Body	N66	349000	1745	DFT-QPSK 15K 40M 108_54	Rear	10mm	\	Note2	21.14	21.50	0.359	0.39	0.214	0.23	-0.15
1	Body	N66	346000	1730	DFT-QPSK 15K 40M 108_54	Rear	10mm	\	Note2	21.18	21.50	0.338	0.36	0.202	0.22	-0.10
1	Body	N66	346000	1730	DFT-QPSK 15K 40M 108_54	Left	10mm	\	Note2	21.18	21.50	0.033	0.04	0.020	0.02	0.15
1	Body	N66	346000	1730	DFT-QPSK 15K 40M 108_54	Right	10mm	\	Note2	21.18	21.50	0.234	0.25	0.143	0.15	0.09
1	Body	N66	346000	1730	DFT-QPSK 15K 40M 108_54	Top	10mm	\	Note2	21.18	21.50	0.062	0.07	0.039	0.04	0.18
1	Body	N66	348000	1730	DFT-QPSK 15K 40M 108_54	Rear	15mm	\	/	22.72	24.50	0.435	0.66	0.269	0.41	0.08
1	Body	N66	346000	1730	DFT-QPSK 15K 40M 108_54	Top	15mm	\	/	22.72	24.50	0.134	0.20	0.082	0.12	0.18
1	Body	N66	346000	1730	CP-QPSK 15K 40M 108_54	Rear	10mm	\	Note1	22.03	23.00	0.514	0.64	0.303	0.38	-0.16
3	Body	N66	352000	1760	DFT-QPSK 15K 40M 108_54	Front	10mm	\	Note1	22.76	23.50	0.677	0.80	0.398	0.47	-0.02
3	Body	N66	352000	1760	DFT-QPSK 15K 40M 108_54	Rear	10mm	\	Note1	22.76	23.50	0.613	0.73	0.590	0.70	-0.12
3	Body	N66	352000	1760	DFT-QPSK 15K 40M 108_54	Left										

ANT	RF Exposure Conditions	Frequency Band	Channel Number	Frequency (MHz)	Mode/RB	Test setup	Distance	Figure No.	Note	EUT Measured Power (dBm)	Tune up (dBm)	Measured SAR 1g (W/kg)	Calculated SAR 1g (W/kg)	Measured SAR 10g (W/kg)	Calculated SAR 10g (W/kg)	Power Drift
5	Body	N77-L	3455.01	630334	DFT-QPSK 30K 10M 12.6	Front	10mm	\	Note1	22.95	23.00	0.473	0.48	0.227	0.23	0.10
5	Body	N77-L	3455.01	630334	DFT-QPSK 30K 10M 12.6	Rear	10mm	\	Note1	22.95	23.00	0.512	0.52	0.234	0.24	0.12
5	Body	N77-L	3544.98	636332	DFT-QPSK 30K 10M 12.6	Left	10mm	FIG A.24	Note1	22.32	23.00	0.740	0.87	0.320	0.37	0.13
5	Body	N77-L	3500.01	633334	DFT-QPSK 30K 10M 12.6	Left	10mm	\	Note1	22.81	23.00	0.691	0.72	0.302	0.32	0.06
5	Body	N77-L	3455.01	630334	DFT-QPSK 30K 10M 12.6	Left	10mm	\	Note1	22.95	23.00	0.659	0.67	0.291	0.29	-0.14
5	Body	N77-L	3455.01	630334	DFT-QPSK 30K 10M 12.6	Right	10mm	\	Note1	22.95	23.00	0.154	0.16	0.071	0.07	-0.02
5	Body	N77-L	3455.01	630334	DFT-QPSK 30K 10M 12.6	Bottom	10mm	\	Note1	22.95	23.00	0.105	0.11	0.049	0.05	-0.12
5	Body	N77-L	630334	3455.01	DFT-QPSK 30K 10M 12.6	Rear	15mm	\	Note1	25.93	26.00	0.423	0.43	0.207	0.21	0.09
5	Body	N77-L	630334	3455.01	DFT-QPSK 30K 10M 12.6	Left	15mm	\	Note1	25.93	26.00	0.781	0.79	0.368	0.37	-0.03
5	Body	N77-L	3455.01	630334	DFT-QPSK 30K 10M 12.6	Front	10mm	\	Note2	20.93	21.00	0.265	0.27	0.124	0.13	0.02
5	Body	N77-L	3455.01	630334	DFT-QPSK 30K 10M 12.6	Rear	10mm	\	Note2	20.93	21.00	0.307	0.31	0.145	0.15	-0.13
5	Body	N77-L	3544.98	636332	DFT-QPSK 30K 10M 12.6	Left	10mm	\	Note2	20.31	21.00	0.440	0.52	0.188	0.22	0.13
5	Body	N77-L	3500.01	633334	DFT-QPSK 30K 10M 12.6	Left	10mm	\	Note2	20.71	21.00	0.410	0.44	0.176	0.19	0.19
5	Body	N77-L	3455.01	630334	DFT-QPSK 30K 10M 12.6	Left	10mm	\	Note2	20.93	21.00	0.431	0.44	0.180	0.18	0.17
5	Body	N77-L	3455.01	630334	DFT-QPSK 30K 10M 12.6	Right	10mm	\	Note2	20.93	21.00	0.090	0.09	0.041	0.04	0.12
5	Body	N77-L	3455.01	630334	DFT-QPSK 30K 10M 12.6	Bottom	10mm	\	Note2	20.93	21.00	0.063	0.06	0.030	0.03	0.05
5	Body	N77-L	630334	3455.01	DFT-QPSK 30K 10M 12.6	Rear	15mm	\	Note2	23.97	24.00	0.276	0.28	0.133	0.13	0.08
5	Body	N77-L	630334	3455.01	DFT-QPSK 30K 10M 12.6	Left	15mm	\	Note2	23.97	24.00	0.494	0.50	0.230	0.23	0.12
5	Body	N77-L	3455.01	630334	CP-16QAM 30K 10M 12.6	Left	10mm	\	Note1	22.92	23.00	0.611	0.62	0.268	0.27	0.12
5	Body	N77-H	3705	647000	DFT-QPSK 30K 10M 12.6	Front	10mm	\	Note1	22.94	23.00	0.245	0.25	0.108	0.11	-0.05
5	Body	N77-H	3705	647000	DFT-QPSK 30K 10M 12.6	Rear	10mm	\	Note1	22.94	23.00	0.487	0.49	0.211	0.21	-0.08
5	Body	N77-H	3705	647000	DFT-QPSK 30K 10M 12.6	Left	10mm	\	Note1	22.94	23.00	0.661	0.67	0.277	0.28	-0.16
5	Body	N77-H	3705	647000	DFT-QPSK 30K 10M 12.6	Right	10mm	\	Note1	22.94	23.00	0.247	0.25	0.097	0.10	0.01
5	Body	N77-H	3705	647000	DFT-QPSK 30K 10M 12.6	Bottom	10mm	\	Note1	22.94	23.00	0.175	0.18	0.074	0.08	-0.19
5	Body	N77-H	3705	647000	DFT-QPSK 30K 10M 12.6	Rear	15mm	\	Note1	25.99	26.00	0.670	0.67	0.313	0.31	-0.09
5	Body	N77-H	3975	665000	DFT-QPSK 30K 10M 12.6	Left	15mm	\	Note1	25.70	26.00	0.767	0.82	0.316	0.34	0.16
5	Body	N77-H	3921	661400	DFT-QPSK 30K 10M 12.6	Left	15mm	\	Note1	25.64	26.00	0.767	0.83	0.324	0.35	-0.01
5	Body	N77-H	3867	657800	DFT-QPSK 30K 10M 12.6	Left	15mm	FIG A.25	Note1	25.41	26.00	0.986	1.13	0.426	0.49	-0.14
5	Body	N77-H	3813	654200	DFT-QPSK 30K 10M 12.6	Left	15mm	\	Note1	25.64	26.00	1.030	1.12	0.452	0.49	-0.10
5	Body	N77-H	3759	650600	DFT-QPSK 30K 10M 12.6	Left	15mm	\	Note1	25.83	26.00	0.898	0.93	0.395	0.41	-0.15
5	Body	N77-H	3705	647000	DFT-QPSK 30K 10M 12.6	Left	15mm	\	Note1	25.99	26.00	1.030	1.03	0.489	0.49	-0.09
5	Body	N77-H	3705	647000	DFT-QPSK 30K 10M 12.6	Front	10mm	\	Note2	22.94	23.00	0.164	0.17	0.071	0.07	-0.05
5	Body	N77-H	3705	647000	DFT-QPSK 30K 10M 12.6	Rear	10mm	\	Note2	22.94	23.00	0.301	0.31	0.138	0.14	-0.09
5	Body	N77-H	3975	665000	DFT-QPSK 30K 10M 12.6	Left	10mm	\	Note2	22.74	23.00	0.558	0.59	0.216	0.23	0.01
5	Body	N77-H	3921	661400	DFT-QPSK 30K 10M 12.6	Left	10mm	\	Note2	22.69	23.00	0.484	0.52	0.198	0.21	0.15
5	Body	N77-H	3867	657800	DFT-QPSK 30K 10M 12.6	Left	10mm	\	Note2	22.48	23.00	0.443	0.50	0.182	0.21	0.17
5	Body	N77-H	3813	654200	DFT-QPSK 30K 10M 12.6	Left	10mm	\	Note2	22.69	23.00	0.402	0.43	0.162	0.17	0.07
5	Body	N77-H	3759	650600	DFT-QPSK 30K 10M 12.6	Left	10mm	\	Note2	22.86	23.00	0.323	0.33	0.131	0.14	-0.13
5	Body	N77-H	3705	647000	DFT-QPSK 30K 10M 12.6	Left	10mm	\	Note2	22.94	23.00	0.316	0.32	0.130	0.13	0.16
5	Body	N77-H	3705	647000	DFT-QPSK 30K 10M 12.6	Right	10mm	\	Note2	22.94	23.00	0.165	0.17	0.064	0.06	-0.06
5	Body	N77-H	3705	647000	DFT-QPSK 30K 10M 12.6	Bottom	10mm	\	Note2	22.94	23.00	0.117	0.12	0.049	0.05	0.10
5	Body	N77-H	3705	647000	DFT-QPSK 30K 10M 12.6	Rear	15mm	\	Note2	23.94	24.00	0.523	0.53	0.238	0.24	0.07
5	Body	N77-H	3975	665000	DFT-QPSK 30K 10M 12.6	Left	15mm	\	Note2	23.67	24.00	0.505	0.54	0.210	0.23	0.04
5	Body	N77-H	3921	661400	DFT-QPSK 30K 10M 12.6	Left	15mm	\	Note2	23.61	24.00	0.500	0.55	0.213	0.23	-0.12
5	Body	N77-H	3867	657800	DFT-QPSK 30K 10M 12.6	Left	15mm	\	Note2	23.40	24.00	0.652	0.75	0.283	0.32	-0.02
5	Body	N77-H	3813	654200	DFT-QPSK 30K 10M 12.6	Left	15mm	\	Note2	23.61	24.00	0.675	0.74	0.296	0.32	-0.08
5	Body	N77-H	3759	650600	DFT-QPSK 30K 10M 12.6	Left	15mm	\	Note2	23.79	24.00	0.592	0.62	0.262	0.27	0.12
5	Body	N77-H	3705	647000	DFT-QPSK 30K 10M 12.6	Left	15mm	\	Note2	23.94	24.00	0.804	0.82	0.489	0.50	0.13
5	Body	N77-H	3705	647000	CP-QPSK 30K 10M 12.6	Left	15mm	\	Note1	25.09	25.50	0.972	1.07	0.463	0.51	0.15



ANT	RF Exposure Conditions	Frequency Band	Channel Number	Frequency (MHz)	Mode/RB	Test setup	Distance	Figure No.	Note	EUT Measured Power (dBm)	Tune up (dBm)	Measured SAR 1g (W/kg)	Calculated SAR 1g (W/kg)	Measured SAR 10g (W/kg)	Calculated SAR 10g (W/kg)	Power Drift
7	Body	N77-L	636332	3544.98	DFT-QPSK 30K 10M 12.6	Front	10mm	\	Note1	22.07	23.00	0.643	0.80	0.321	0.40	-0.02
7	Body	N77-L	636332	3544.98	DFT-QPSK 30K 10M 12.6	Rear	10mm	\	Note1	22.07	23.00	0.902	1.12	0.427	0.53	-0.07
7	Body	N77-L	633334	3500.01	DFT-QPSK 30K 10M 12.6	Rear	10mm	\	Note1	21.88	23.00	0.982	1.27	0.456	0.59	-0.08
7	Body	N77-L	630334	3455.01	DFT-QPSK 30K 10M 12.6	Rear	10mm	\	Note1	21.86	23.00	0.987	1.28	0.458	0.60	-0.01
7	Body	N77-L	636332	3544.98	DFT-QPSK 30K 10M 12.6	Left	10mm	\	Note1	22.07	23.00	0.177	0.22	0.088	0.11	-0.11
7	Body	N77-L	636332	3544.98	DFT-QPSK 30K 10M 12.6	Right	10mm	\	Note1	22.07	23.00	0.894	1.11	0.413	0.51	-0.09
7	Body	N77-L	633334	3500.01	DFT-QPSK 30K 10M 12.6	Right	10mm	\	Note1	21.88	23.00	0.978	1.27	0.452	0.58	0.10
7	Body	N77-L	630334	3455.01	DFT-QPSK 30K 10M 12.6	Right	10mm	\	Note1	21.86	23.00	0.969	1.26	0.446	0.58	0.08
7	Body	N77-L	636332	3544.98	DFT-QPSK 30K 10M 12.6	Top	10mm	\	Note1	22.07	23.00	0.314	0.39	0.144	0.18	-0.18
7	Body	N77-L	636332	3544.98	DFT-QPSK 30K 10M 12.6	Rear	15mm	\	Note1	23.30	25.00	0.855	1.26	0.390	0.58	-0.18
7	Body	N77-L	633334	3500.01	DFT-QPSK 30K 10M 12.6	Rear	15mm	FIG A.26	Note1	23.17	25.00	0.893	1.36	0.427	0.65	0.13
7	Body	N77-L	630334	3455.01	DFT-QPSK 30K 10M 12.6	Rear	15mm	\	Note1	23.10	25.00	0.869	1.35	0.409	0.63	-0.06
7	Body	N77-L	636332	3544.98	DFT-QPSK 30K 10M 12.6	Right	15mm	\	Note1	23.30	25.00	0.843	1.25	0.384	0.57	0.06
7	Body	N77-L	633334	3500.01	DFT-QPSK 30K 10M 12.6	Right	15mm	\	Note1	23.17	25.00	0.862	1.31	0.415	0.63	0.07
7	Body	N77-L	630334	3455.01	DFT-QPSK 30K 10M 12.6	Right	15mm	\	Note1	23.10	25.00	0.849	1.31	0.412	0.64	-0.05
7	Body	N77-L	636332	3544.98	DFT-QPSK 30K 10M 12.6	Front	10mm	\	Note2	19.93	21.50	0.416	0.60	0.201	0.29	0.10
7	Body	N77-L	636332	3544.98	DFT-QPSK 30K 10M 12.6	Rear	10mm	\	Note2	19.93	21.50	0.637	0.91	0.284	0.41	-0.14
7	Body	N77-L	633334	3500.01	DFT-QPSK 30K 10M 12.6	Rear	10mm	\	Note2	19.71	21.50	0.664	1.00	0.306	0.46	-0.17
7	Body	N77-L	630334	3455.01	DFT-QPSK 30K 10M 12.6	Rear	10mm	\	Note2	19.70	21.50	0.660	1.00	0.297	0.45	0.07
7	Body	N77-L	636332	3544.98	DFT-QPSK 30K 10M 12.6	Left	10mm	\	Note2	19.93	21.50	0.156	0.22	0.071	0.10	0.04
7	Body	N77-L	636332	3544.98	DFT-QPSK 30K 10M 12.6	Right	10mm	\	Note2	19.93	21.50	0.599	0.86	0.283	0.38	-0.03
7	Body	N77-L	636332	3544.98	DFT-QPSK 30K 10M 12.6	Top	10mm	\	Note2	19.93	21.50	0.200	0.29	0.089	0.13	-0.07
7	Body	N77-L	636332	3544.98	DFT-QPSK 30K 10M 12.6	Rear	15mm	\	Note2	22.07	23.00	0.536	0.66	0.250	0.31	-0.19
7	Body	N77-L	633334	3500.01	DFT-QPSK 30K 10M 12.6	Rear	15mm	\	Note2	21.88	23.00	0.590	0.76	0.276	0.36	0.13
7	Body	N77-L	630334	3455.01	DFT-QPSK 30K 10M 12.6	Rear	15mm	\	Note2	21.86	23.00	0.632	0.82	0.298	0.39	0.04
7	Body	N77-L	636332	3544.98	DFT-QPSK 30K 10M 12.6	Right	15mm	\	Note2	22.07	23.00	0.642	0.80	0.313	0.39	0.12
7	Body	N77-L	633334	3500.01	DFT-QPSK 30K 10M 12.6	Right	15mm	\	Note2	21.88	23.00	0.603	0.78	0.288	0.37	-0.18
7	Body	N77-L	630334	3455.01	DFT-QPSK 30K 10M 12.6	Right	15mm	\	Note2	21.86	23.00	0.625	0.81	0.304	0.40	0.05
7	Body	N77-L	636332	3544.98	CPT-QPSK 30K 10M 12.6	Rear	15mm	\	Note1	23.19	23.50	0.779	0.84	0.341	0.37	0.02
7	Body	N77-L	633334	3500.01	DFT-QPSK 30K 10M 12.6	Rear	15mm	B2	Note1	23.17	23.50	0.837	1.28	0.401	0.61	-0.06
7	Body	N77-H	665000	3975	DFT-QPSK 30K 10M 12.6	Front	10mm	\	Note1	21.60	23.00	0.512	0.71	0.246	0.34	0.11
7	Body	N77-H	661400	3921	DFT-QPSK 30K 10M 12.6	Front	10mm	\	Note1	21.84	23.00	0.659	0.86	0.302	0.39	-0.17
7	Body	N77-H	657800	3867	DFT-QPSK 30K 10M 12.6	Front	10mm	\	Note1	21.61	23.00	0.652	0.90	0.302	0.42	0.15
7	Body	N77-H	654200	3813	DFT-QPSK 30K 10M 12.6	Front	10mm	\	Note1	21.64	23.00	0.560	0.77	0.272	0.37	0.11
7	Body	N77-H	650600	3759	DFT-QPSK 30K 10M 12.6	Front	10mm	\	Note1	21.67	23.00	0.614	0.83	0.295	0.40	0.07
7	Body	N77-H	647000	3705	DFT-QPSK 30K 10M 12.6	Front	10mm	\	Note1	21.89	23.00	0.629	0.81	0.302	0.39	-0.03
7	Body	N77-H	665000	3975	DFT-QPSK 30K 10M 12.6	Rear	10mm	\	Note1	21.60	23.00	0.924	1.28	0.405	0.56	-0.16
7	Body	N77-H	661400	3921	DFT-QPSK 30K 10M 12.6	Rear	10mm	\	Note1	21.84	23.00	0.977	1.28	0.446	0.58	-0.02
7	Body	N77-H	657800	3867	DFT-QPSK 30K 10M 12.6	Rear	10mm	\	Note1	21.61	23.00	0.855	1.18	0.396	0.55	-0.15
7	Body	N77-H	654200	3813	DFT-QPSK 30K 10M 12.6	Rear	10mm	\	Note1	21.64	23.00	0.809	1.11	0.381	0.52	-0.06
7	Body	N77-H	650600	3759	DFT-QPSK 30K 10M 12.6	Rear	10mm	\	Note1	21.67	23.00	0.832	1.13	0.391	0.53	0.15
7	Body	N77-H	647000	3705	DFT-QPSK 30K 10M 12.6	Rear	10mm	\	Note1	21.89	23.00	0.847	1.09	0.394	0.51	-0.08
7	Body	N77-H	647000	3705	DFT-QPSK 30K 10M 12.6	Left	10mm	\	Note1	21.89	23.00	0.234	0.30	0.115	0.15	-0.13
7	Body	N77-H	665000	3975	DFT-QPSK 30K 10M 12.6	Right	10mm	\	Note1	21.60	23.00	0.666	0.92	0.307	0.42	-0.03
7	Body	N77-H	661400	3921	DFT-QPSK 30K 10M 12.6	Right	10mm	\	Note1	21.84	23.00	0.794	1.04	0.360	0.47	-0.02
7	Body	N77-H	657800	3867	DFT-QPSK 30K 10M 12.6	Right	10mm	\	Note1	21.61	23.00	0.750	1.03	0.344	0.47	0.19
7	Body	N77-H	654200	3813	DFT-QPSK 30K 10M 12.6	Right	10mm	\	Note1	21.64	23.00	0.794	1.09	0.353	0.48	-0.09
7	Body	N77-H	650600	3759	DFT-QPSK 30K 10M 12.6	Right	10mm	\	Note1	21.67	23.00	0.817	1.11	0.362	0.49	0.06
7	Body	N77-H	647000	3705	DFT-QPSK 30K 10M 12.6	Right	10mm	\	Note1	21.89	23.00	0.840	1.08	0.377	0.49	-0.18
7	Body	N77-H	647000	3705	DFT-QPSK 30K 10M 12.6	Top	10mm	\	Note1	21.89	23.00	0.440	0.57	0.199	0.26	0.16
7	Body	N77-H	665000	3975	DFT-QPSK 30K 10M 12.6	Rear	15mm	\	Note1	23.30	25.00	0.841	1.24	0.386	0.57	0.13
7	Body	N77-H	661400	3921	DFT-QPSK 30K 10M 12.6	Rear	15mm	FIG A.27	Note1	23.67	25.00	0.996	1.35	0.454	0.62	-0.14
7	Body	N77-H	657800	3867	DFT-QPSK 30K 10M 12.6	Rear	15mm	\	Note1	23.18	25.00	0.849	1.29	0.387	0.59	-0.12
7	Body	N77-H	654200	3813	DFT-QPSK 30K 10M 12.6	Rear	15mm	\	Note1	23.12	25.00	0.857	1.32	0.393	0.61	-0.04
7	Body	N77-H	650600	3759	DFT-QPSK 30K 10M 12.6	Rear	15mm	\	Note1	23.23	25.00	0.758	1.14	0.351	0.53	0.16
7	Body	N77-H	647000	3705	DFT-QPSK 30K 10M 12.6	Rear	15mm	\	Note1	23.50	25.00	0.857	1.21	0.401	0.57	-0.03
7	Body	N77-H	665000	3975	DFT-QPSK 30K 10M 12.6	Right	15mm	\	Note1	23.10	25.00	0.670	1.04	0.307	0.48	-0.11
7	Body	N77-H	661400	3921	DFT-QPSK 30K 10M 12.6	Right	15mm	\	Note1	23.47	25.00	0.678	0.96	0.315	0.45	-0.16
7	Body	N77-H	657800	3867	DFT-QPSK 30K 10M 12.6	Right	15mm	\	Note1	22.98	25.00	0.767	1.22	0.348	0.55	-0.16
7	Body	N77-H	654200	3813	DFT-QPSK 30K 10M 12.6	Right	15mm	\	Note1	22.92	25.00	0.714	1.15	0.331	0.53	0.04
7	Body	N77-H	650600	3759	DFT-QPSK 30K 10M 12.6	Right	15mm	\	Note1	23.03	25.00	0.801	1.26	0.359	0.57	-0.15
7	Body	N77-H	647000	3705	DFT-QPSK 30K 10M 12.6	Right	15mm	\	Note1	23.30	25.00	0.780	1.15	0.364	0.54	0.14
7	Body	N77-H	647000	3705	DFT-QPSK 30K 10M 12.6	Front	10mm	\	Note2	19.93	21.50	0.453	0.65	0.218	0.31	0.18
7	Body	N77-H	665000	3975	DFT-QPSK 30K 10M 12.6	Rear	10mm	\	Note2	19.67	21.50	0.637	0.97	0.289	0.44	-0.05
7	Body	N77-H	661400	3921	DFT-QPSK 30K 10M 12.6	Rear	10mm	\	Note2	19.90	21.50	0.678	0.98	0.310	0.45	-0.12
7	Body	N77-H	657800	3867	DFT-QPSK 30K 10M 12.6	Rear	10mm	\	Note2	19.68	21.50	0.636	0.97	0.293	0.45	0.03
7	Body	N77-H	654200	3813	DFT-QPSK 30K 10M 12.6	Rear	10mm	\	Note2	19.71	21.50	0.607	0.92	0.283	0.43	0.15
7	Body	N77-H	650600	3759	DFT-QPSK 30K 10M 12.6	Rear	10mm	\	Note2	19.73	21.50	0.600	0.90	0.280	0.42	-0.17
7	Body	N77-H	647000	3705	DFT-QPSK 30K 10M 12.6	Rear	10mm	\	Note2	19.93	21.50	0.646	0.93	0.300	0.43	-0.06
7	Body	N77-H	647000	3705	DFT-QPSK 30K 10M 12.6	Left	10mm	\	Note2	19.93	21.50	0.164	0.24	0.080	0.11	0.03
7	Body	N77-H	665000	3975	DFT-QPSK 30K 10M 12.6	Right	10mm	\	Note2	19.67	21.50	0.604	0.92	0.267	0.41	0.08
7	Body	N77-H	661400	3921	DFT-QPSK 30K 10M 12.6	Right	10mm	\	Note2	19.90	21.50	0.643	0.93	0.286	0.41	0.16
7	Body	N77-H	657800	3867	DFT-QPSK 30K 10M 12.6	Right	10mm	\	Note2	19.68	21.50	0.604	0.92	0.271	0.41	-0.09
7	Body	N77-H	654200	3813	DFT-QPSK 30K 10M 12.6	Right	10mm	\	Note2	19.71	21.50	0.576	0.87	0.261	0.39	-0.07
7	Body	N77-H	650600	3759	DFT-QPSK 30K 10M 12.6	Right	10mm	\	Note2	19.73	21.50	0.569	0.86	0.259	0.39	0.19
7																

15.4 PD results

ANT	RF Exposure Conditions	Frequency Band	Channel Number	Frequency (MHz)	Mode/RB	Test setup	Distance	Figure No.	EUT Measured Power (dBm)	Tune up (dBm)	Duty Cycle	Measured Normal psPD (W/m ²)	Calculated Normal psPD (W/m ²)	Measured Total psPD (W/m ²)	Calculated Total psPD (W/m ²)	Power Drift
9	Body	WLAN6G	77	6335	11a	Left	10mm	\	7.62	7.70	95.00%	1.45	1.74	2.00	2.40	0.15
9	Body	WLAN6G	65	6275	11a	Left	10mm	FIG A. 28	7.53	7.70	95.00%	2.40	2.94	2.62	3.21	-0.1
9	Body	WLAN6G	101	6455	11a	Left	10mm	\	5.49	5.50	95.00%	1.75	2.07	1.85	2.18	0.02
9	Body	WLAN6G	153	6715	11a	Left	10mm	\	4.82	5.00	95.00%	1.67	2.05	1.74	2.14	-0.09
9	Body	WLAN6G	225	7075	11a	Left	10mm	\	5.94	6.00	95.00%	1.91	2.28	2.09	2.50	0.14

ANT	RF Exposure Conditions	Frequency Band	Channel Number	Frequency (MHz)	Mode/RB	Test setup	Distance	Figure No.	EUT Measured Power (dBm)	Tune up (dBm)	Duty Cycle	Measured Normal psPD (W/m ²)	Calculated Normal psPD (W/m ²)	Measured Total psPD (W/m ²)	Calculated Total psPD (W/m ²)	Power Drift
10	Body	WLAN6G	85	6375	11a	Right	10mm	\	9.79	10.00	95.00%	0.603	0.75	0.68	0.84	0.05
10	Body	WLAN6G	53	6245	11a	Right	10mm	\	9.78	10.00	95.00%	0.658	0.82	0.68	0.84	0.16
10	Body	WLAN6G	113	6515	11a	Right	10mm	\	10.05	11.00	95.00%	0.766	1.12	0.80	1.17	-0.15
10	Body	WLAN6G	117	6535	11a	Right	10mm	\	10.08	11.00	95.00%	0.976	1.42	1.12	1.63	0.12
10	Body	WLAN6G	189	6895	11a	Right	10mm	FIG A.39	7.44	8.00	95.00%	1.36	1.82	1.45	1.94	-0.07

ANT	RF Exposure Conditions	Frequency Band	Channel Number	Frequency (MHz)	Mode/RB	Test setup	Distance	Figure No.	EUT Measured Power (dBm)	Tune up (dBm)	Duty Cycle	Measured Normal psPD (W/m ²)	Calculated Normal psPD (W/m ²)	Measured Total psPD (W/m ²)	Calculated Total psPD (W/m ²)	Power Drift
MIMO	Body	WLAN6G	79	6345	11ax-160MHz	Left	10mm	FIG A.30	10.90	11.00	95.00%	1.8	2.17	1.90	2.29	-0.14
MIMO	Body	WLAN6G	47	6185	11ax-160MHz	Left	10mm	\	9.08	10.00	95.00%	1.09	1.59	1.24	1.81	0.06
MIMO	Body	WLAN6G	111	6505	11ax-160MHz	Left	10mm	\	8.13	8.50	95.00%	0.207	0.27	0.25	0.31	0.17
MIMO	Body	WLAN6G	175	6825	11ax-160MHz	Left	10mm	\	8.35	9.00	95.00%	0.05	0.07	0.05	0.07	0.15
MIMO	Body	WLAN6G	207	6985	11ax-160MHz	Left	10mm	\	6.83	8.50	95.00%	0.389	0.67	0.46	0.80	0.09

16 SAR Measurement Variability

SAR measurement variability must be assessed for each frequency band, which is determined by the SAR probe calibration point and tissue-equivalent medium used for the device measurements. When both head and body tissue-equivalent media are required for SAR measurements in a frequency band, the variability measurement procedures should be applied to the tissue medium with the highest measured SAR, using the highest measured SAR configuration for that tissue-equivalent medium.

The following procedures are applied to determine if repeated measurements are required.

- 1) Repeated measurement is not required when the original highest measured SAR is < 0.80 W/kg; steps 2) through 4) do not apply.
- 2) When the original highest measured SAR is ≥ 0.80 W/kg, repeat that measurement once.
- 3) Perform a second repeated measurement only if the ratio of largest to smallest SAR for the original and first repeated measurements is > 1.20 or when the original or repeated measurement is ≥ 1.45 W/kg ($\sim 10\%$ from the 1-g SAR limit).
- 4) Perform a third repeated measurement only if the original, first or second repeated measurement is ≥ 1.5 W/kg and the ratio of largest to smallest SAR for the original, first and second repeated measurements is > 1.20 .

Table 16.1: SAR Measurement Variability for Head LTE B2 ANT1(1g)

Frequency		Mode	Test Position	Original SAR (W/kg)	First Repeated SAR (W/kg)	The Ratio	Second Repeated SAR (W/kg)
Ch.	MHz						
18900	1880	1RB-Middle	Rear 10mm	0.864	0.841	1.03	/

Table 16.2: SAR Measurement Variability for Head LTE B7 ANT1(1g)

Frequency		Mode	Test Position	Original SAR (W/kg)	First Repeated SAR (W/kg)	The Ratio	Second Repeated SAR (W/kg)
Ch.	MHz						
20850	2510	1RB-Low	Top 10mm	0.952	0.919	1.04	/

Table 16.3: SAR Measurement Variability for Head LTE B66 ANT1(1g)

Frequency		Mode	Test Position	Original SAR (W/kg)	First Repeated SAR (W/kg)	The Ratio	Second Repeated SAR (W/kg)
Ch.	MHz						
132072	1720	1RB-High	Rear 10mm	0.842	0.823	1.02	/

Table 16.4: SAR Measurement Variability for Head LTE B2 ANT3(1g)

Frequency		Mode	Test Position	Original SAR (W/kg)	First Repeated SAR (W/kg)	The Ratio	Second Repeated SAR (W/kg)
Ch.	MHz						
18900	1880	1RB-High	Rear 10mm	0.963	0.938	1.03	/

Table 16.5: SAR Measurement Variability for Head N2 ANT3(1g)

Frequency		Mode	Test Position	Original SAR (W/kg)	First Repeated SAR (W/kg)	The Ratio	Second Repeated SAR (W/kg)
Ch.	MHz						
376000	1880	DFT-QPSK 15K 20M	Rear 10mm	0.815	0.796	1.02	/

Table 16.6: SAR Measurement Variability for Head N66 ANT3(1g)

Frequency		Mode	Test Position	Original SAR (W/kg)	First Repeated SAR (W/kg)	The Ratio	Second Repeated SAR (W/kg)
Ch.	MHz						
352000	1760	DFT-QPSK 15K 40M	Left 10mm	0.900	0.859	1.05	/

Table 16.7: SAR Measurement Variability for Head N77-H ANT5(1g)

Frequency		Mode	Test Position	Original SAR (W/kg)	First Repeated SAR (W/kg)	The Ratio	Second Repeated SAR (W/kg)
Ch.	MHz						
657800	3867	DFT-QPSK 30K 10M	Left 15mm	0.986	0.957	1.03	/

Table 16.8: SAR Measurement Variability for Head N77-L ANT7(1g)

Frequency		Mode	Test Position	Original SAR (W/kg)	First Repeated SAR (W/kg)	The Ratio	Second Repeated SAR (W/kg)
Ch.	MHz						
633334	3500.01	DFT-QPSK 30K 10M	Rear 15mm	0.893	0.871	1.03	/

Table 16.9: SAR Measurement Variability for Head N77-H ANT7(1g)

Frequency		Mode	Test Position	Original SAR (W/kg)	First Repeated SAR (W/kg)	The Ratio	Second Repeated SAR (W/kg)
Ch.	MHz						
661400	3921	DFT-QPSK 30K 10M	Rear 15mm	0.996	0.964	1.03	/

17 Measurement Uncertainty

17.1 Measurement Uncertainty for Normal SAR Tests (300MHz~3GHz)

No.	Error Description	Type	Uncertainty value	Probably Distribution	Div.	(Ci) 1g	(Ci) 10g	Std. Unc. (1g)	Std. Unc. (10g)	Degree of freedom
Measurement system										
1	Probe calibration	B	6.0	N	1	1	1	6.0	6.0	∞
2	Isotropy	B	4.7	R	$\sqrt{3}$	0.7	0.7	1.9	1.9	∞
3	Boundary effect	B	1.0	R	$\sqrt{3}$	1	1	0.6	0.6	∞
4	Linearity	B	4.7	R	$\sqrt{3}$	1	1	2.7	2.7	∞
5	Detection limit	B	1.0	N	1	1	1	0.6	0.6	∞
6	Readout electronics	B	0.3	R	$\sqrt{3}$	1	1	0.3	0.3	∞
7	Response time	B	0.8	R	$\sqrt{3}$	1	1	0.5	0.5	∞
8	Integration time	B	2.6	R	$\sqrt{3}$	1	1	1.5	1.5	∞
9	RF ambient conditions-noise	B	0	R	$\sqrt{3}$	1	1	0	0	∞
10	RF ambient conditions-reflection	B	0	R	$\sqrt{3}$	1	1	0	0	∞
11	Probe positioned mech. restrictions	B	0.4	R	$\sqrt{3}$	1	1	0.2	0.2	∞
12	Probe positioning with respect to phantom shell	B	2.9	R	$\sqrt{3}$	1	1	1.7	1.7	∞
13	Post-processing	B	1.0	R	$\sqrt{3}$	1	1	0.6	0.6	∞
Test sample related										
14	Test sample positioning	A	3.3	N	1	1	1	3.3	3.3	71
15	Device holder uncertainty	A	3.4	N	1	1	1	3.4	3.4	5
16	Drift of output power	B	5.0	R	$\sqrt{3}$	1	1	2.9	2.9	∞
Phantom and set-up										
17	Phantom uncertainty	B	4.0	R	$\sqrt{3}$	1	1	2.3	2.3	∞
18	Liquid conductivity (target)	B	5.0	R	$\sqrt{3}$	0.64	0.43	1.8	1.2	∞
19	Liquid conductivity (meas.)	A	2.06	N	1	0.64	0.43	1.32	0.89	43
20	Liquid permittivity (target)	B	5.0	R	$\sqrt{3}$	0.6	0.49	1.7	1.4	∞
21	Liquid permittivity (meas.)	A	1.6	N	1	0.6	0.49	1.0	0.8	521

Combined standard uncertainty	$u'_c = \sqrt{\sum_{i=1}^{21} c_i^2 u_i^2}$							9.55	9.43	257
Expanded uncertainty (confidence interval of 95 %)	$u_e = 2u_c$							19.1	18.9	

17.2 Measurement Uncertainty for Normal SAR Tests (3~6GHz)

No.	Error Description	Type	Uncertainty value	Probably Distribution	Div.	(Ci) 1g	(Ci) 10g	Std. Unc. (1g)	Std. Unc. (10g)	Degree of freedom
Measurement system										
1	Probe calibration	B	6.55	N	1	1	1	6.55	6.55	∞
2	Isotropy	B	4.7	R	$\sqrt{3}$	0.7	0.7	1.9	1.9	∞
3	Boundary effect	B	2.0	R	$\sqrt{3}$	1	1	1.2	1.2	∞
4	Linearity	B	4.7	R	$\sqrt{3}$	1	1	2.7	2.7	∞
5	Detection limit	B	1.0	R	$\sqrt{3}$	1	1	0.6	0.6	∞
6	Readout electronics	B	0.3	R	$\sqrt{3}$	1	1	0.3	0.3	∞
7	Response time	B	0.8	R	$\sqrt{3}$	1	1	0.5	0.5	∞
8	Integration time	B	2.6	R	$\sqrt{3}$	1	1	1.5	1.5	∞
9	RF ambient conditions-noise	B	0	R	$\sqrt{3}$	1	1	0	0	∞
10	RFambient conditions-reflection	B	0	R	$\sqrt{3}$	1	1	0	0	∞
11	Probe positioned mech. restrictions	B	0.8	R	$\sqrt{3}$	1	1	0.5	0.5	∞
12	Probe positioning with respect to phantom shell	B	6.7	R	$\sqrt{3}$	1	1	3.9	3.9	∞
13	Post-processing	B	4.0	R	$\sqrt{3}$	1	1	2.3	2.3	∞
Test sample related										
14	Test sample positioning	A	3.3	N	1	1	1	3.3	3.3	71
15	Device holder uncertainty	A	3.4	N	1	1	1	3.4	3.4	5
16	Drift of output power	B	5.0	R	$\sqrt{3}$	1	1	2.9	2.9	∞
Phantom and set-up										
17	Phantom uncertainty	B	4.0	R	$\sqrt{3}$	1	1	2.3	2.3	∞
18	Liquid conductivity (target)	B	5.0	R	$\sqrt{3}$	0.64	0.43	1.8	1.2	∞
19	Liquid conductivity (meas.)	A	2.06	N	1	0.64	0.43	1.32	0.89	43
20	Liquid permittivity	B	5.0	R	$\sqrt{3}$	0.6	0.49	1.7	1.4	∞

	(target)									
21	Liquid permittivity (meas.)	A	1.6	N	1	0.6	0.49	1.0	0.8	521
Combined standard uncertainty		$u'_c = \sqrt{\sum_{i=1}^{21} c_i^2 u_i^2}$						10.7	10.6	257
Expanded uncertainty (confidence interval of 95 %)		$u_e = 2u_c$						21.4	21.1	

17.3 Measurement Uncertainty for Fast SAR Tests (300MHz~3GHz)

No.	Error Description	Type	Uncertainty value	Probably Distribution	Div.	(Ci) 1g	(Ci) 10g	Std. Unc. (1g)	Std. Unc. (10g)	Degree of freedom
Measurement system										
1	Probe calibration	B	6.0	N	1	1	1	6.0	6.0	∞
2	Isotropy	B	4.7	R	$\sqrt{3}$	0.7	0.7	1.9	1.9	∞
3	Boundary effect	B	1.0	R	$\sqrt{3}$	1	1	0.6	0.6	∞
4	Linearity	B	4.7	R	$\sqrt{3}$	1	1	2.7	2.7	∞
5	Detection limit	B	1.0	R	$\sqrt{3}$	1	1	0.6	0.6	∞
6	Readout electronics	B	0.3	R	$\sqrt{3}$	1	1	0.3	0.3	∞
7	Response time	B	0.8	R	$\sqrt{3}$	1	1	0.5	0.5	∞
8	Integration time	B	2.6	R	$\sqrt{3}$	1	1	1.5	1.5	∞
9	RF ambient conditions-noise	B	0	R	$\sqrt{3}$	1	1	0	0	∞
10	RFambient conditions-reflection	B	0	R	$\sqrt{3}$	1	1	0	0	∞
11	Probe positioned mech. Restrictions	B	0.4	R	$\sqrt{3}$	1	1	0.2	0.2	∞
12	Probe positioning with respect to phantom shell	B	2.9	R	$\sqrt{3}$	1	1	1.7	1.7	∞
13	Post-processing	B	1.0	R	$\sqrt{3}$	1	1	0.6	0.6	∞
14	Fast SAR z-Approximation	B	7.0	R	$\sqrt{3}$	1	1	4.0	4.0	∞
Test sample related										
15	Test sample positioning	A	3.3	N	1	1	1	3.3	3.3	71
16	Device holder uncertainty	A	3.4	N	1	1	1	3.4	3.4	5
17	Drift of output power	B	5.0	R	$\sqrt{3}$	1	1	2.9	2.9	∞
Phantom and set-up										
18	Phantom uncertainty	B	4.0	R	$\sqrt{3}$	1	1	2.3	2.3	∞

19	Liquid conductivity (target)	B	5.0	R	$\sqrt{3}$	0.64	0.43	1.8	1.2	∞
20	Liquid conductivity (meas.)	A	2.06	N	1	0.64	0.43	1.32	0.89	43
21	Liquid permittivity (target)	B	5.0	R	$\sqrt{3}$	0.6	0.49	1.7	1.4	∞
22	Liquid permittivity (meas.)	A	1.6	N	1	0.6	0.49	1.0	0.8	521
Combined standard uncertainty		$u'_c = \sqrt{\sum_{i=1}^{22} c_i^2 u_i^2}$						10.4	10.3	257
Expanded uncertainty (confidence interval of 95 %)		$u_e = 2u_c$						20.8	20.6	

17.4 Measurement Uncertainty for Fast SAR Tests (3~6GHz)

No.	Error Description	Type	Uncertainty value	Probably Distribution	Div.	(Ci) 1g	(Ci) 10g	Std. Unc. (1g)	Std. Unc. (10g)	Degree of freedom
Measurement system										
1	Probe calibration	B	6.55	N	1	1	1	6.55	6.55	∞
2	Isotropy	B	4.7	R	$\sqrt{3}$	0.7	0.7	1.9	1.9	∞
3	Boundary effect	B	2.0	R	$\sqrt{3}$	1	1	1.2	1.2	∞
4	Linearity	B	4.7	R	$\sqrt{3}$	1	1	2.7	2.7	∞
5	Detection limit	B	1.0	R	$\sqrt{3}$	1	1	0.6	0.6	∞
6	Readout electronics	B	0.3	R	$\sqrt{3}$	1	1	0.3	0.3	∞
7	Response time	B	0.8	R	$\sqrt{3}$	1	1	0.5	0.5	∞
8	Integration time	B	2.6	R	$\sqrt{3}$	1	1	1.5	1.5	∞
9	RF ambient conditions-noise	B	0	R	$\sqrt{3}$	1	1	0	0	∞
10	RF ambient conditions-reflection	B	0	R	$\sqrt{3}$	1	1	0	0	∞
11	Probe positioned mech. Restrictions	B	0.8	R	$\sqrt{3}$	1	1	0.5	0.5	∞
12	Probe positioning with respect to phantom shell	B	6.7	R	$\sqrt{3}$	1	1	3.9	3.9	∞
13	Post-processing	B	1.0	R	$\sqrt{3}$	1	1	0.6	0.6	∞
14	Fast SAR z-Approximation	B	14.0	R	$\sqrt{3}$	1	1	8.1	8.1	∞
Test sample related										
15	Test sample positioning	A	3.3	N	1	1	1	3.3	3.3	71

16	Device holder uncertainty	A	3.4	N	1	1	1	3.4	3.4	5
17	Drift of output power	B	5.0	R	$\sqrt{3}$	1	1	2.9	2.9	∞
Phantom and set-up										
18	Phantom uncertainty	B	4.0	R	$\sqrt{3}$	1	1	2.3	2.3	∞
19	Liquid conductivity (target)	B	5.0	R	$\sqrt{3}$	0.64	0.43	1.8	1.2	∞
20	Liquid conductivity (meas.)	A	2.06	N	1	0.64	0.43	1.32	0.89	43
21	Liquid permittivity (target)	B	5.0	R	$\sqrt{3}$	0.6	0.49	1.7	1.4	∞
22	Liquid permittivity (meas.)	A	1.6	N	1	0.6	0.49	1.0	0.8	521
Combined standard uncertainty		$u'_c = \sqrt{\sum_{i=1}^{22} c_i^2 u_i^2}$						13.5	13.4	257
Expanded uncertainty (confidence interval of 95 %)		$u_e = 2u_c$						27.0	26.8	

18 MAIN TEST INSTRUMENTS

Table 18.1: List of Main Instruments

No.	Name	Type	Serial Number	Calibration Date	Valid Period
01	Network analyzer	E5071C	MY46110673	January 4, 2022	One year
02	Power sensor	NRP110T	101139	January 13, 2022	One year
03	Power sensor	NRP110T	101159		
04	Signal Generator	E4438C	MY49071430	January 13, 2022	One Year
05	Amplifier	60S1G4	0331848	No Calibration Requested	
06	BTS	CMW500	159890	January 24, 2022	One year
07	BTS	CMW500	129942	February 14 2022	One year
08	DAE	SPEAG DAE4	777	January 07, 2022	One year
09	E-field Probe	SPEAG EX3DV4	7600	December 29, 2021	One year
10	Dipole Validation Kit	SPEAG D750V3	1017	July 12,2021	One year
11	Dipole Validation Kit	SPEAG D835V2	4d069	July 12,,2021	One year
12	Dipole Validation Kit	SPEAG D1750V2	1003	July 12,,2021	One year
13	Dipole Validation Kit	SPEAG D1900V2	5d101	July 15,2021	One year
14	Dipole Validation Kit	SPEAG D2450V2	853	July 26,2021	One year
15	Dipole Validation Kit	SPEAG D2600V2	1012	July 26,2021	One year
16	Dipole Validation Kit	SPEAG D3500V2	1016	June 21,2021	One year
17	Dipole Validation Kit	SPEAG D3700V2	1004	June 21,2021	One year
18	Dipole Validation Kit	SPEAG D3900V2	1024	June 21,2021	One year
19	Dipole Validation Kit	SPEAG D5GHzV2	1060	June 22,2021	One year
20	Dipole Validation Kit	SPEAG D6.5GHzV2	10.59	December 01,2021	One year
21	5G Verification Source	10 GHz	1005	January 24,2022	One year
22	EummWV Probe	EummWV4	9448	January 26,2022	One year
23	E-field Probe	SPEAG EX3DV4	7464	January 26, 2022	One year
24	DAE	SPEAG DAE4	1331	September 01, 2021	One year

END OF REPORT BODY

ANNEX A Graph Results

LTE BAND2 Body ANT1

Date: 5/27/2022

Electronics: DAE4 Sn777

Medium: H1900

Medium parameters used: $f = 1880$ MHz; $\sigma = 1.494$ S/m; $\epsilon_r = 42.2$; $\rho = 1000$ kg/m³

Ambient Temperature: 23.3°C Liquid Temperature: 22.5°C

Communication System: Frequency: 1880 MHz Duty Cycle: 1:1

Probe: EX3DV4 – SN7600 ConvF(8.54, 8.54, 8.54)

Area Scan (81x131x1): Interpolated grid: dx=1.500 mm, dy=1.500 mm

Maximum value of SAR (interpolated) = 1.39 W/kg

Zoom Scan (7x7x7)/Cube 0: Measurement grid: dx=5mm, dy=5mm, dz=5mm

Reference Value = 17.90 V/m; Power Drift = -0.05 dB

Peak SAR (extrapolated) = 1.57 W/kg

SAR(1 g) = 0.864 W/kg; SAR(10 g) = 0.463 W/kg

Maximum value of SAR (measured) = 0.957 W/kg

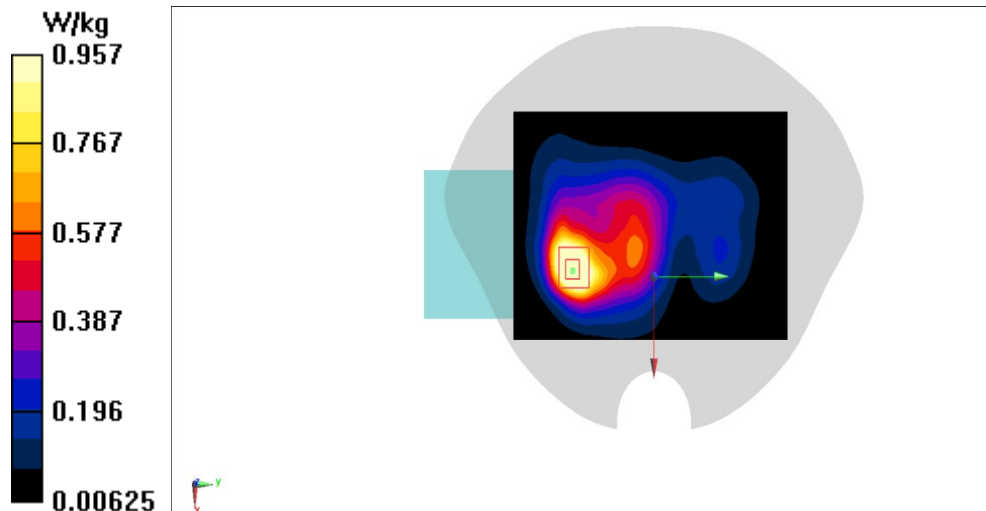
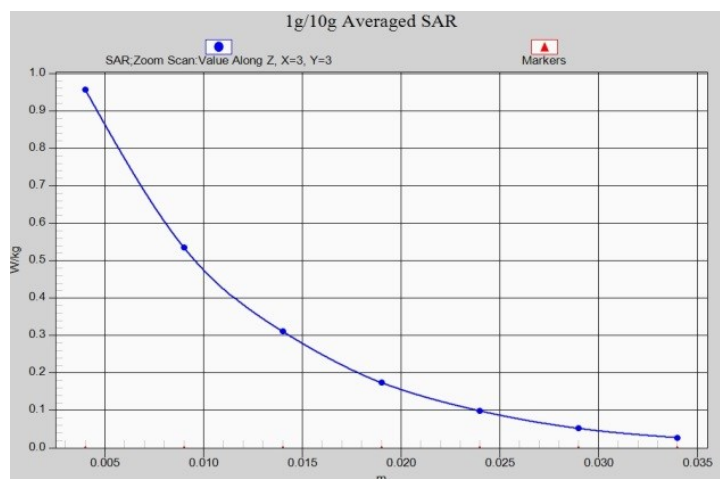


Fig A.1



LTE BAND5 Body ANT1

Date: 5/31/2022

Electronics: DAE4 Sn777

Medium: H835

Medium parameters used (interpolated): $f = 844 \text{ MHz}$; $\sigma = 0.89 \text{ S/m}$; $\epsilon_r = 44.99$; $\rho = 1000 \text{ kg/m}^3$

Ambient Temperature: 23.30C Liquid Temperature: 22.50C

Communication System: Frequency: 844 MHz Duty Cycle: 1:1

Probe: EX3DV4 - SN7600 ConvF(10.74, 10.74, 10.74)

Area Scan (81x141x1): Interpolated grid: $dx=1.500 \text{ mm}$, $dy=1.500 \text{ mm}$

Maximum value of SAR (interpolated) = 0.846 W/kg

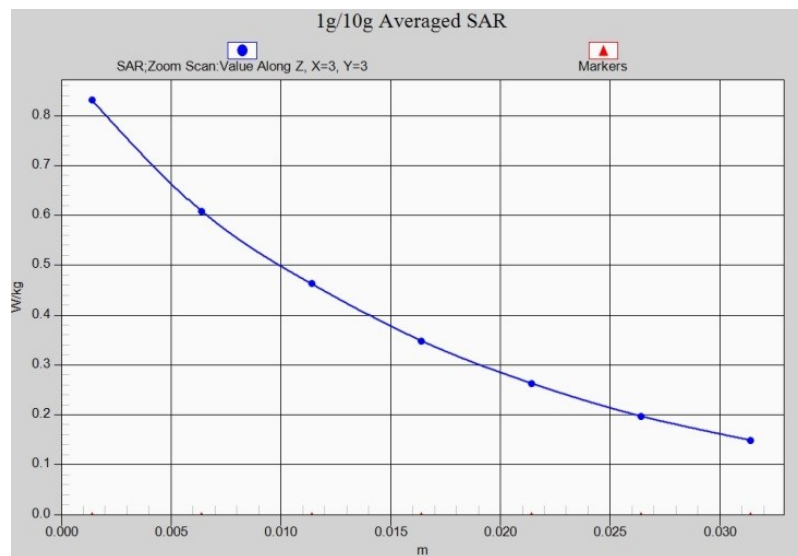
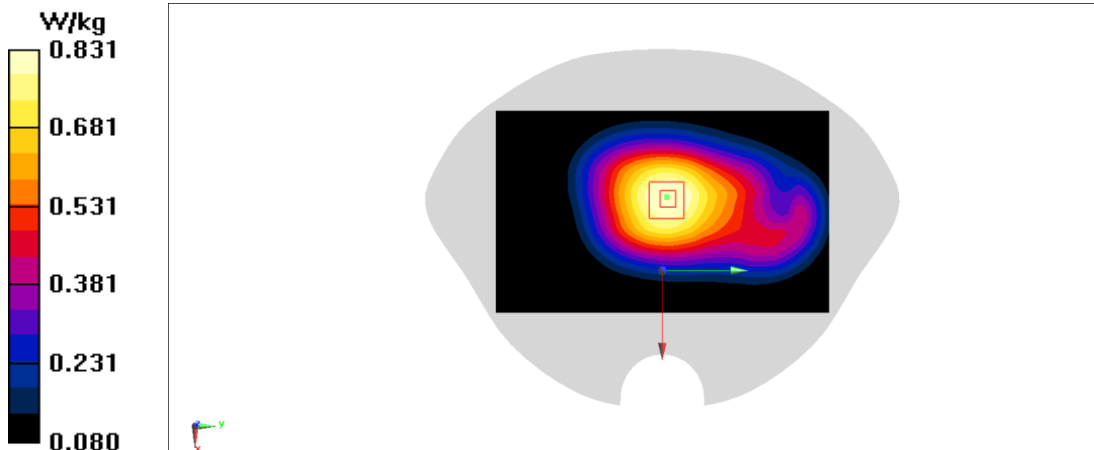
Zoom Scan (6x6x7)/Cube 0: Measurement grid: $dx=8\text{mm}$, $dy=8\text{mm}$, $dz=5\text{mm}$

Reference Value = 28.26 V/m; Power Drift = 0.12 dB

Peak SAR (extrapolated) = 0.922 W/kg

SAR(1 g) = 0.671 W/kg; SAR(10 g) = 0.493 W/kg

Maximum value of SAR (measured) = 0.831 W/kg



LTE BAND7 Body ANT1

Date: 6/26/2022

Electronics: DAE4 Sn777

Medium: H2600

Medium parameters used: $f = 2510$ MHz; $\sigma = 1.996$ S/m; $\epsilon_r = 40.91$; $\rho = 1000$ kg/m³

Ambient Temperature: 23.3oC Liquid Temperature: 22.5oC

Communication System: UID 0, LTE Band7 (0) Frequency: 2510 MHz Duty Cycle: 1:1

Probe: EX3DV4 – SN7600 ConvF(7.82, 7.82, 7.82)

Area Scan (81x141x1): Interpolated grid: dx=1.200 mm, dy=1.200 mm

Maximum value of SAR (interpolated) = 1.55 W/kg

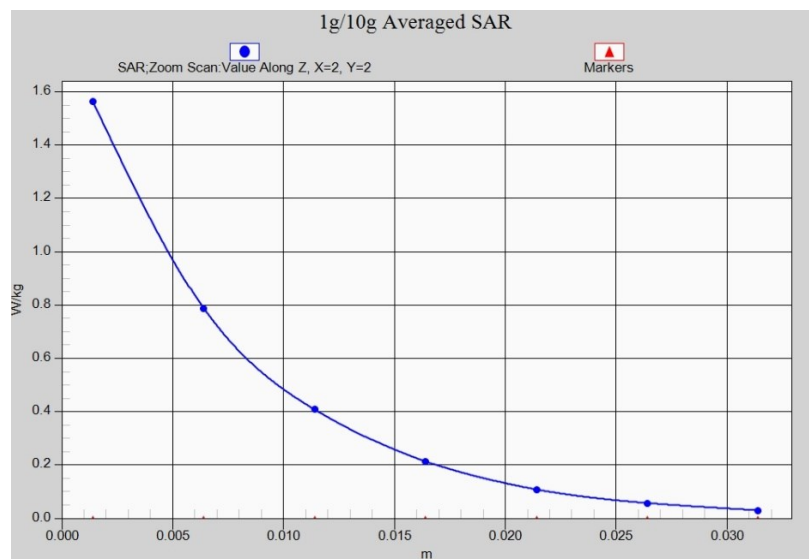
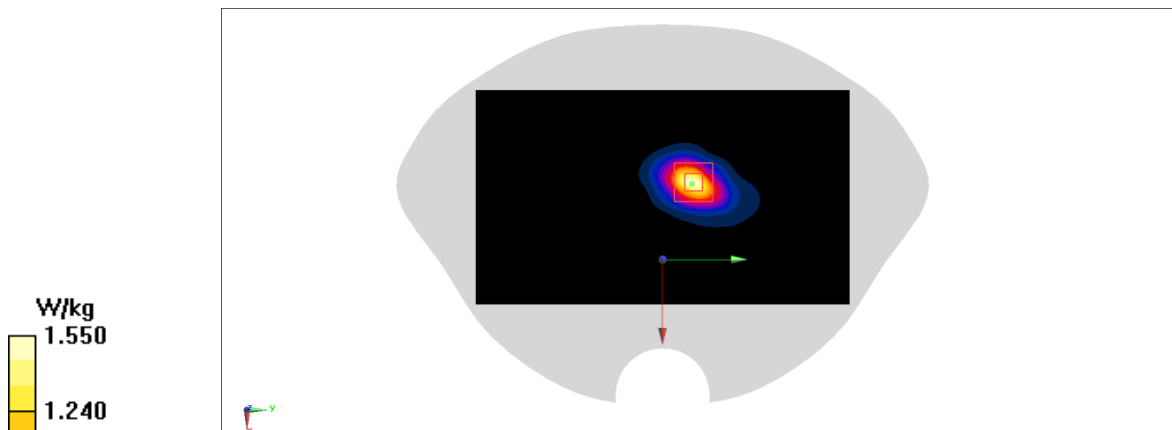
Zoom Scan (5x5x7)/Cube 0: Measurement grid: dx=5mm, dy=5mm, dz=5mm

Reference Value = 6.642 V/m; Power Drift = -0.11 dB

Peak SAR (extrapolated) = 1.95 W/kg

SAR(1 g) = 0.952 W/kg; SAR(10 g) = 0.435 W/kg

Maximum value of SAR (measured) = 1.56 W/kg



LTE BAND12 Body ANT1

Date: 5/26/2022

Electronics: DAE4 Sn777

Medium: H750

Medium parameters used (interpolated): $f = 711 \text{ MHz}$; $\sigma = 0.83 \text{ S/m}$; $\epsilon r = 45.5$; $\rho = 1000 \text{ kg/m}^3$

Ambient Temperature: 23.3oC Liquid Temperature: 22.5oC

Communication System: Frequency: 711 MHz Duty Cycle: 1:1

Probe: EX3DV4 - SN7600 ConvF(10.74, 10.74, 10.74)

Area Scan (81x131x1): Interpolated grid: $dx=1.500 \text{ mm}$, $dy=1.500 \text{ mm}$

Maximum value of SAR (interpolated) = 0.577 W/kg

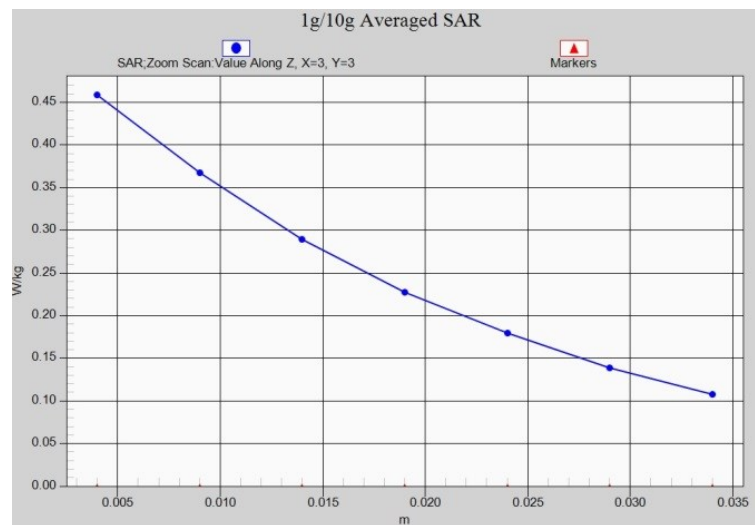
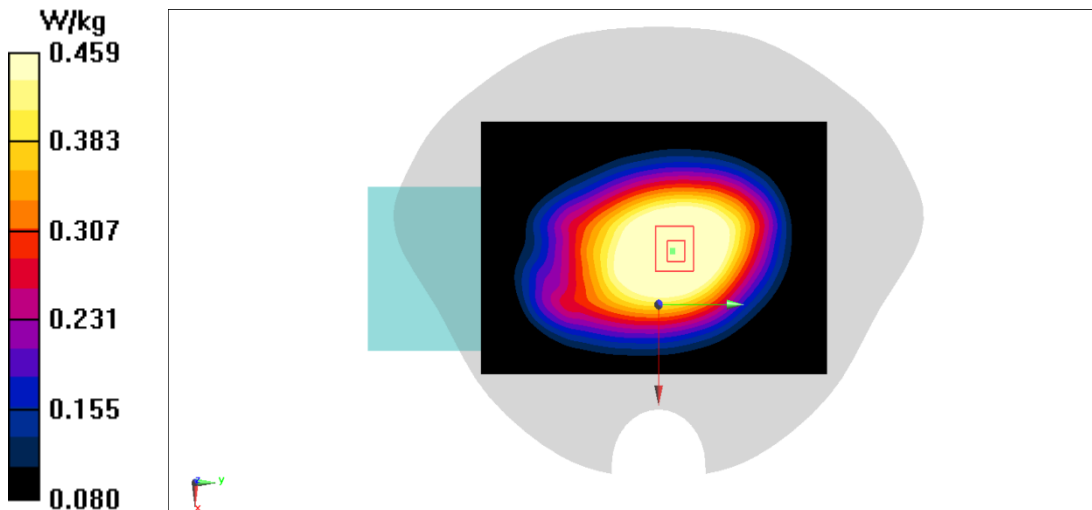
Zoom Scan (7x7x7)/Cube 0: Measurement grid: $dx=5\text{mm}$, $dy=5\text{mm}$, $dz=5\text{mm}$

Reference Value = 26.31 V/m; Power Drift = 0.12 dB

Peak SAR (extrapolated) = 0.540 W/kg

SAR(1 g) = 0.439 W/kg; SAR(10 g) = 0.336 W/kg

Maximum value of SAR (measured) = 0.459 W/kg



LTE BAND13 Body ANT1

Date: 5/26/2022

Electronics: DAE4 Sn777

Medium: H750

Medium parameters used (interpolated): $f = 782 \text{ MHz}$; $\sigma = 0.86 \text{ S/m}$; $\epsilon_r = 45.19$; $\rho = 1000 \text{ kg/m}^3$

Ambient Temperature: 23.30C Liquid Temperature: 22.50C

Communication System: Frequency: 782 MHz Duty Cycle: 1:1

Probe: EX3DV4 - SN7600 ConvF(10.74, 10.74, 10.74)

Area Scan (81x131x1): Interpolated grid: $dx=1.500 \text{ mm}$, $dy=1.500 \text{ mm}$

Maximum value of SAR (interpolated) = 0.830 W/kg

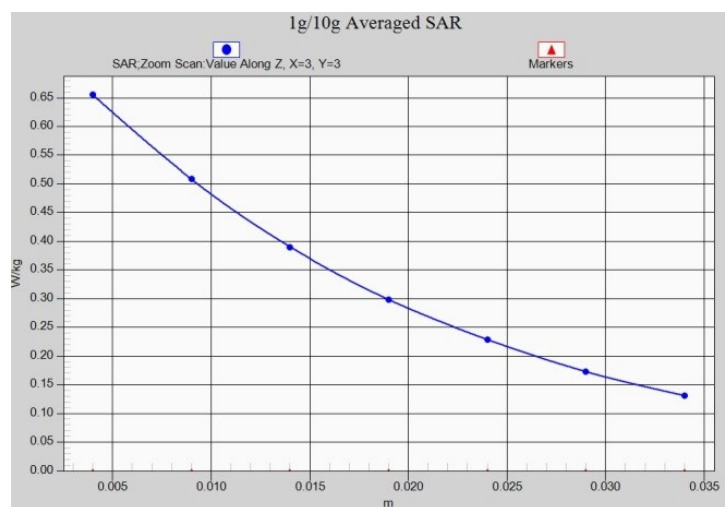
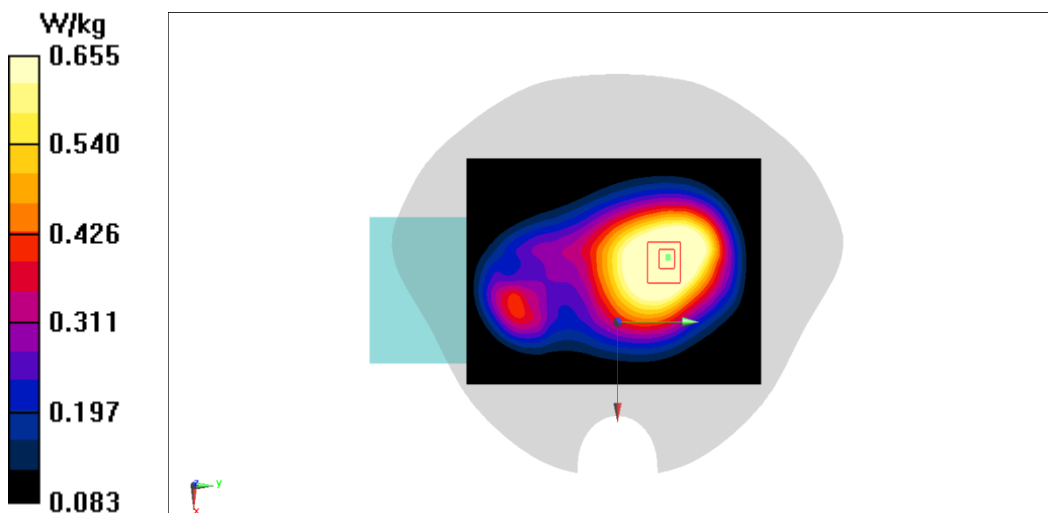
Zoom Scan (7x7x7)/Cube 0: Measurement grid: $dx=5\text{mm}$, $dy=5\text{mm}$, $dz=5\text{mm}$

Reference Value = 25.62 V/m; Power Drift = 0.05 dB

Peak SAR (extrapolated) = 0.792 W/kg

SAR(1 g) = 0.622 W/kg; SAR(10 g) = 0.464 W/kg

Maximum value of SAR (measured) = 0.655 W/kg



LTE BAND48 Body ANT5

Date: 6/20/2022

Electronics: DAE4 Sn777

Medium: H3G

Medium parameters used: $f = 3560$ MHz; $\sigma = 2.953$ S/m; $\epsilon_r = 38.55$; $\rho = 1000$ kg/m³

Ambient Temperature: 23.30C Liquid Temperature: 22.50C

Communication System: Frequency: 3560 MHz Duty Cycle: 1:1.58

Probe: EX3DV4 - SN7600 ConvF(7.05, 7.05, 7.05)

Area Scan (121x201x1): Interpolated grid: dx=1.000 mm, dy=1.000 mm

Maximum value of SAR (interpolated) = 0.971 W/kg

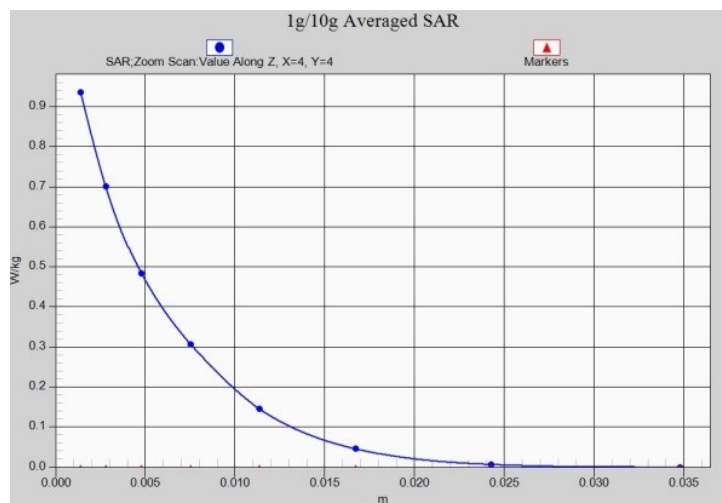
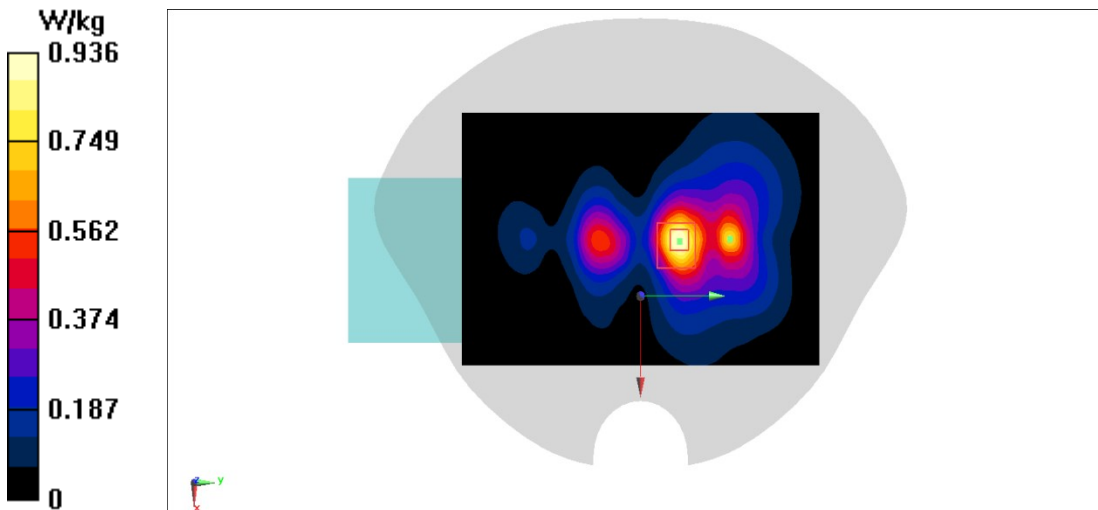
Zoom Scan (7x7x8)/Cube 0: Measurement grid: dx=4mm, dy=4mm, dz=1.4mm

Reference Value = 7.179 V/m; Power Drift = 0.13 dB

Peak SAR (extrapolated) = 1.30 W/kg

SAR(1 g) = 0.515 W/kg; SAR(10 g) = 0.212 W/kg

Maximum value of SAR (measured) = 0.936 W/kg



LTE BAND66 Body ANT1

Date: 6/24/2022

Electronics: DAE4 Sn777

Medium: H1750

Medium parameters used: $f = 1720$ MHz; $\sigma = 1.391$ S/m; $\epsilon_r = 42.55$; $\rho = 1000$ kg/m³

Ambient Temperature: 23.30C Liquid Temperature: 22.50C

Communication System: UID 0, LTE Band66 (0) Frequency: 1720 MHz Duty Cycle: 1:1

Probe: EX3DV4 - SN7600 ConvF(8.93, 8.93, 8.93)

Area Scan (81x141x1): Interpolated grid: dx=1.500 mm, dy=1.500 mm

Maximum value of SAR (interpolated) = 1.29 W/kg

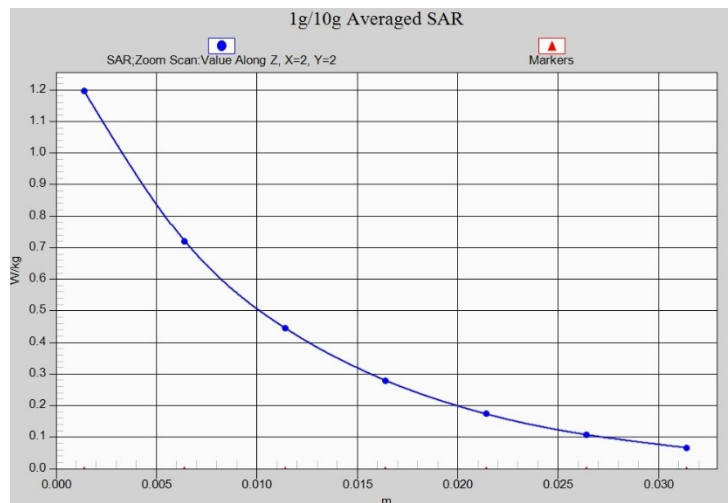
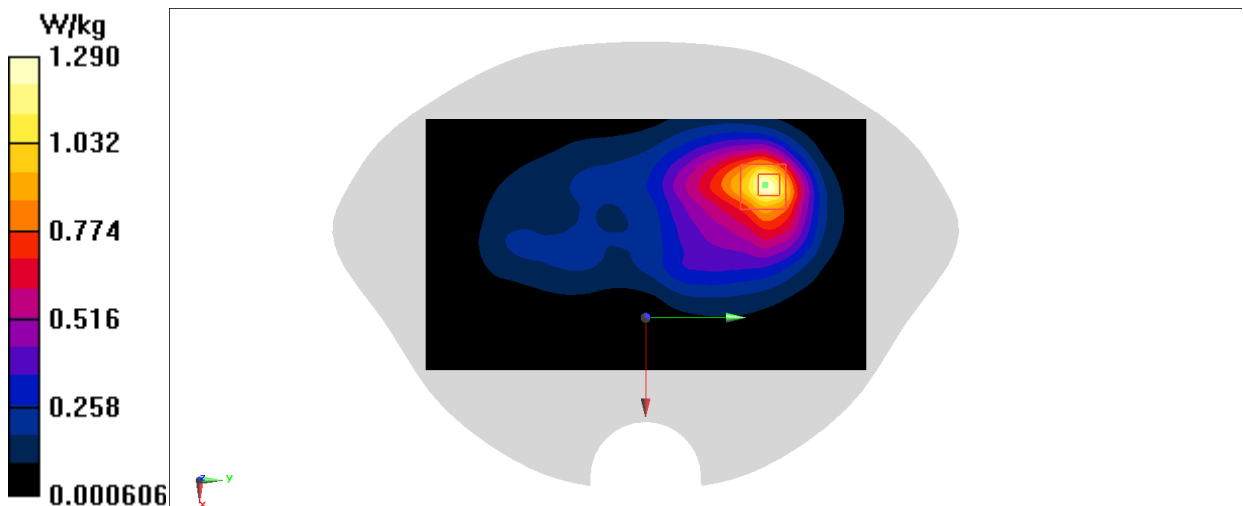
Zoom Scan (5x5x7)/Cube 0: Measurement grid: dx=8mm, dy=8mm, dz=5mm

Reference Value = 12.23 V/m; Power Drift = -0.02 dB

Peak SAR (extrapolated) = 1.43 W/kg

SAR(1 g) = 0.842 W/kg; SAR(10 g) = 0.493 W/kg

Maximum value of SAR (measured) = 1.20 W/kg



LTE BAND2 Body ANT3

Date: 5/27/2022

Electronics: DAE4 Sn777

Medium: H1900

Medium parameters used: $f = 1880$ MHz; $\sigma = 1.494$ S/m; $\epsilon_r = 42.2$; $\rho = 1000$ kg/m³

Ambient Temperature: 23.3oC Liquid Temperature: 22.5oC

Communication System: UID 0, LTE Band2(20MB) (0) Frequency: 1880 MHz Duty Cycle: 1:1

Probe: EX3DV4 - SN7600 ConvF(8.54, 8.54, 8.54)

Area Scan (161x91x1): Interpolated grid: dx=1.500 mm, dy=1.500 mm

Maximum value of SAR (interpolated) = 1.32 W/kg

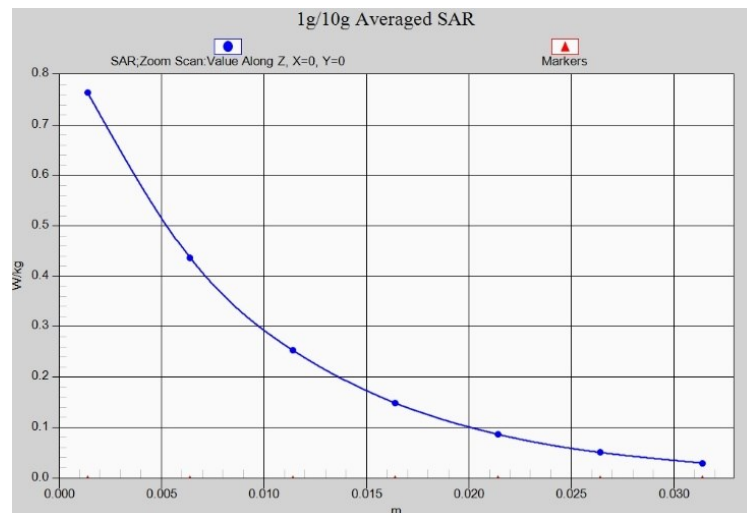
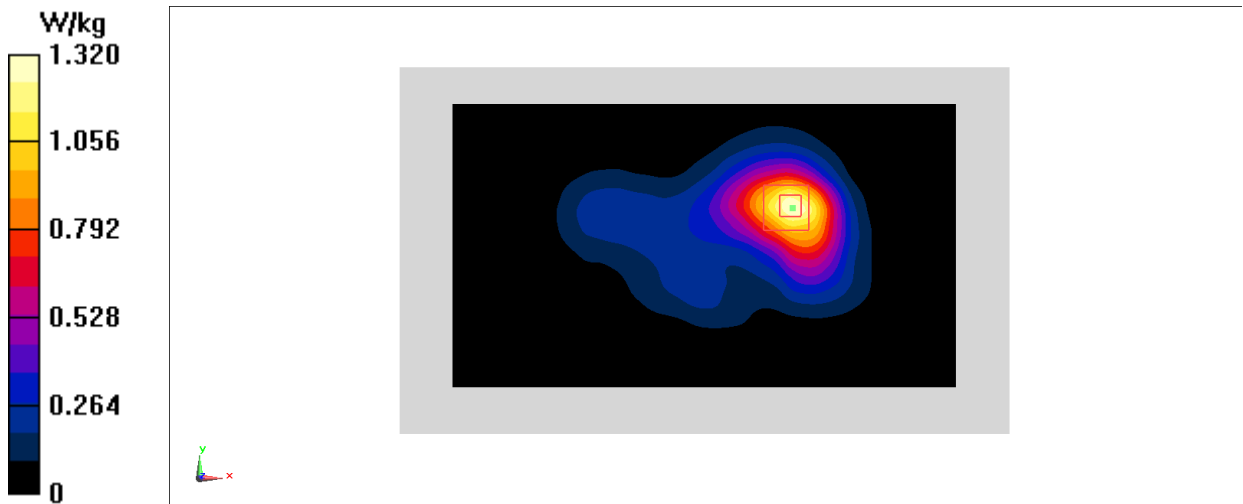
Zoom Scan (5x5x7)/Cube 0: Measurement grid: dx=8mm, dy=8mm, dz=5mm

Reference Value = 11.74 V/m; Power Drift = 0.13 dB

Peak SAR (extrapolated) = 1.64 W/kg

SAR(1 g) = 0.963 W/kg; SAR(10 g) = 0.561 W/kg

Maximum value of SAR (measured) = 1.40 W/kg



LTE BAND66 Body ANT3

Date: 6/24/2022

Electronics: DAE4 Sn777

Medium: H1750

Medium parameters used: $f = 1745$ MHz; $\sigma = 1.409$ S/m; $\epsilon_r = 42.49$; $\rho = 1000$ kg/m³

Ambient Temperature: 23.3oC Liquid Temperature: 22.5oC

Communication System: UID 0, LTE Band66 (0) Frequency: 1745 MHz Duty Cycle: 1:1

Probe: EX3DV4 - SN7600 ConvF(8.93, 8.93, 8.93)

Area Scan (81x141x1): Interpolated grid: dx=1.500 mm, dy=1.500 mm

Maximum value of SAR (interpolated) = 0.887 W/kg

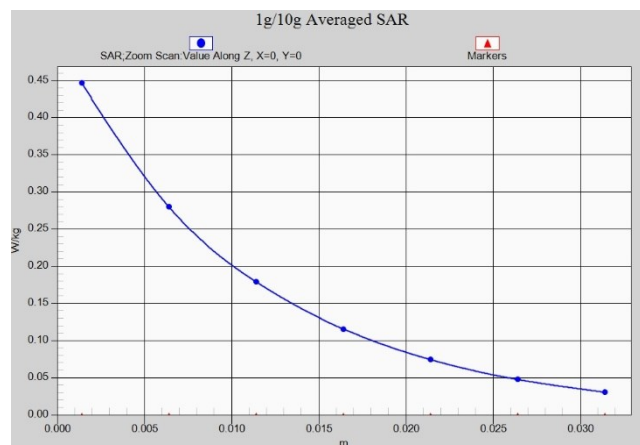
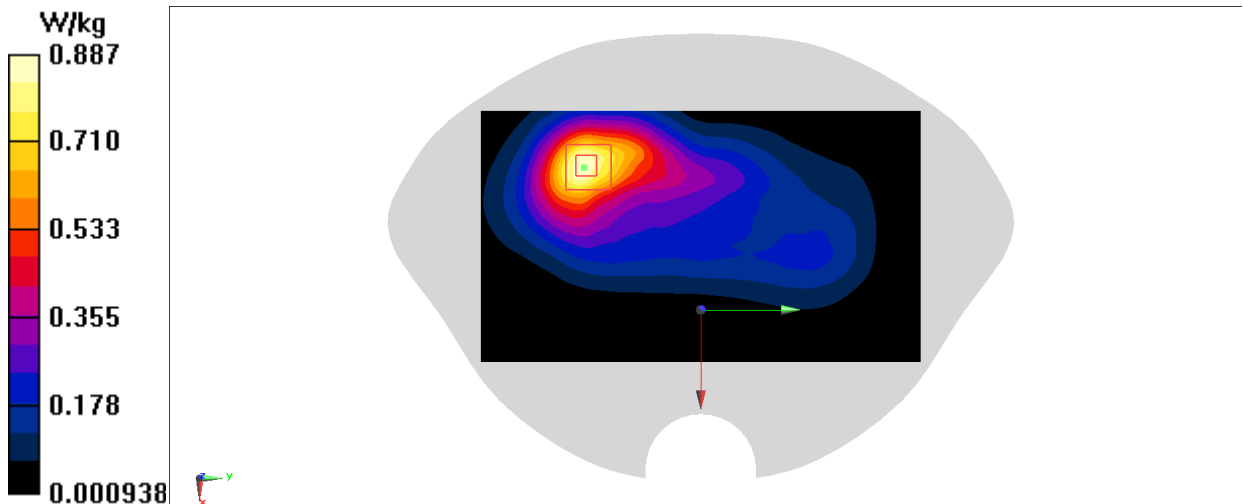
Zoom Scan (5x5x7)/Cube 0: Measurement grid: dx=8mm, dy=8mm, dz=5mm

Reference Value = 12.00 V/m; Power Drift = -0.08 dB

Peak SAR (extrapolated) = 1.03 W/kg

SAR(1 g) = 0.630 W/kg; SAR(10 g) = 0.378 W/kg

Maximum value of SAR (measured) = 0.891 W/kg



WiFi2.4G Body ANT9

Date: 6/2/2022

Electronics: DAE4 Sn777

Medium: H2450

Medium parameters used (interpolated): $f = 2437$ MHz; $\sigma = 1.93$ S/m; $\epsilon_r = 41.08$; $\rho = 1000$ kg/m³

Ambient Temperature: 23.3oC Liquid Temperature: 22.5oC

Communication System: UID 0, WiFi 2450 (0) Frequency: 2437 MHz Duty Cycle: 1:1

Probe: EX3DV4 - SN7600 ConvF(7.82, 7.82, 7.82)

Area Scan (101x171x1): Interpolated grid: dx=1.200 mm, dy=1.200 mm

Maximum value of SAR (interpolated) = 0.0866 W/kg

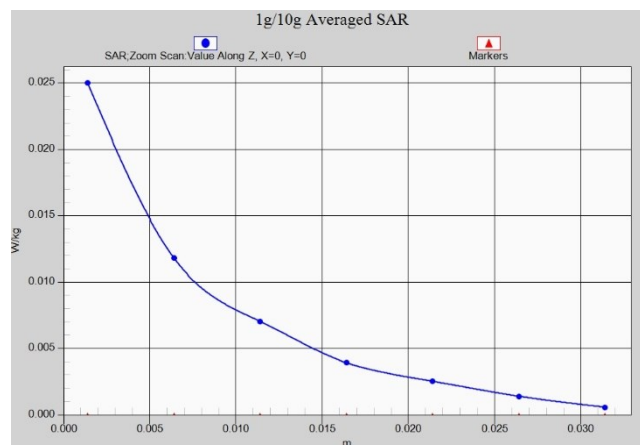
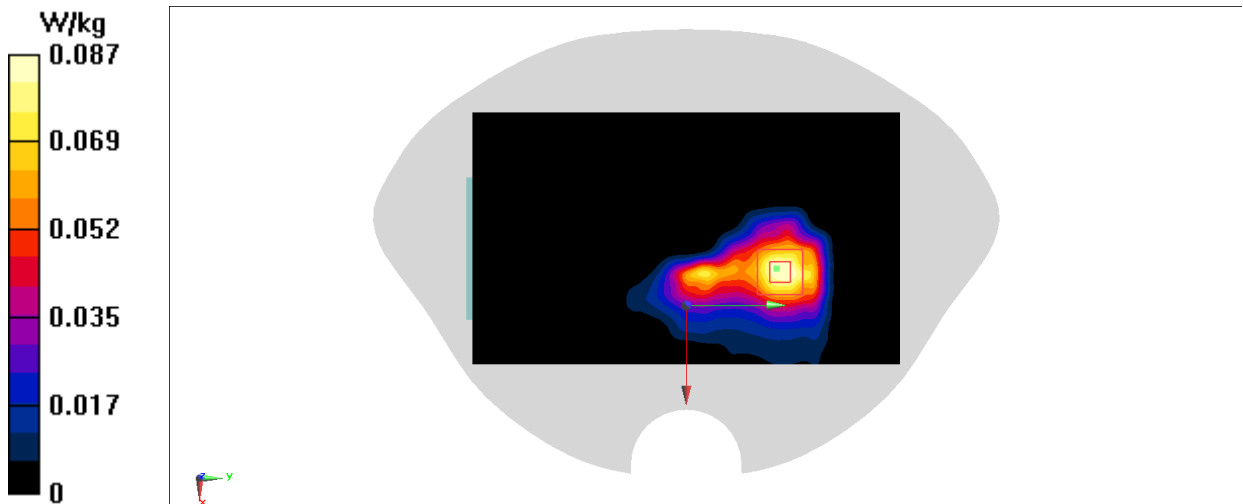
Zoom Scan (8x9x7)/Cube 0: Measurement grid: dx=5mm, dy=5mm, dz=5mm

Reference Value = 4.377 V/m; Power Drift = 0.15 dB

Peak SAR (extrapolated) = 0.122 W/kg

SAR(1 g) = 0.062 W/kg; SAR(10 g) = 0.031 W/kg

Maximum value of SAR (measured) = 0.0977 W/kg



WiFi2.4G Body ANT10

Date: 6/2/2022

Electronics: DAE4 Sn777

Medium: H2450

Medium parameters used (interpolated): $f = 2437$ MHz; $\sigma = 1.93$ S/m; $\epsilon_r = 41.08$; $\rho = 1000$ kg/m³

Ambient Temperature: 23.30C Liquid Temperature: 22.50C

Communication System: UID 0, WiFi 2450 (0) Frequency: 2437 MHz Duty Cycle: 1:1

Probe: EX3DV4 - SN7600 ConvF(7.82, 7.82, 7.82)

Area Scan (101x171x1): Interpolated grid: dx=1.200 mm, dy=1.200 mm

Maximum value of SAR (interpolated) = 0.0678 W/kg

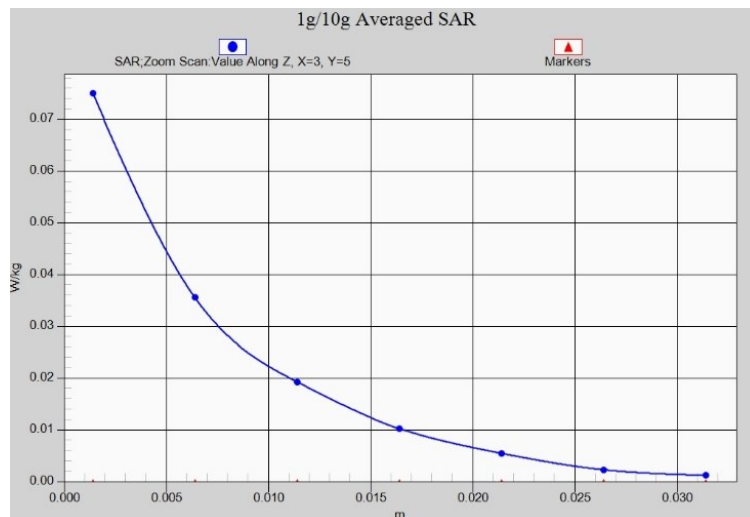
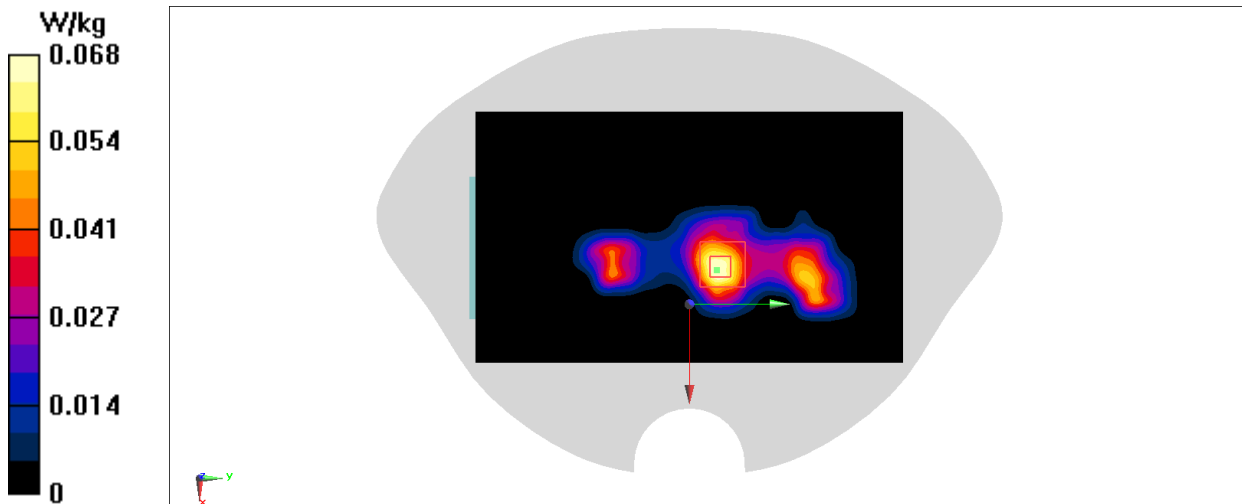
Zoom Scan (8x9x7)/Cube 0: Measurement grid: dx=5mm, dy=5mm, dz=5mm

Reference Value = 3.674 V/m; Power Drift = 0.08 dB

Peak SAR (extrapolated) = 0.0960 W/kg

SAR(1 g) = 0.045 W/kg; SAR(10 g) = 0.022 W/kg

Maximum value of SAR (measured) = 0.0750 W/kg



WiFi2.4G Body MIMO

Date: 6/2/2022

Electronics: DAE4 Sn777

Medium: H2450

Medium parameters used (interpolated): $f = 2462$ MHz; $\sigma = 1.953$ S/m; $\epsilon_r = 41.01$; $\rho = 1000$ kg/m³

Ambient Temperature: 23.3oC Liquid Temperature: 22.5oC

Communication System: UID 0, WiFi 2450 (0) Frequency: 2462 MHz Duty Cycle: 1:1

Probe: EX3DV4 - SN7600 ConvF(7.82, 7.82, 7.82)

Area Scan (81x141x1): Interpolated grid: dx=1.200 mm, dy=1.200 mm

Maximum value of SAR (interpolated) = 0.0545 W/kg

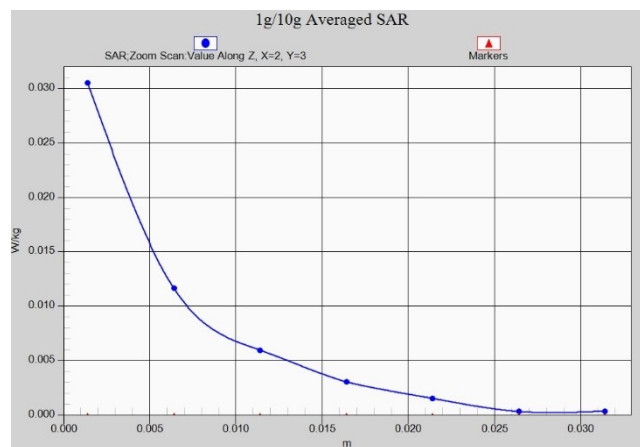
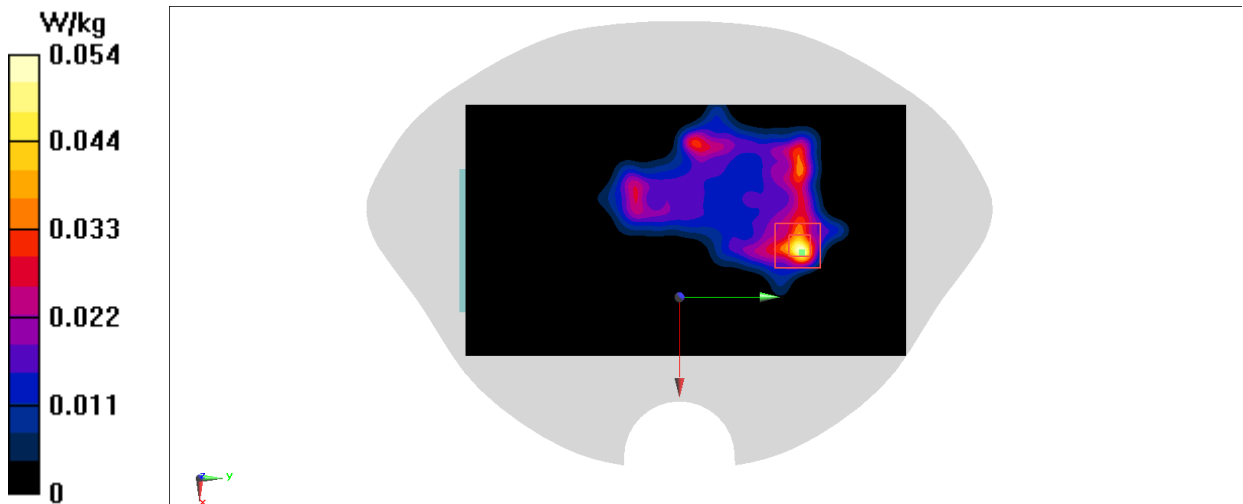
Zoom Scan (6x6x7)/Cube 0: Measurement grid: dx=5mm, dy=5mm, dz=5mm

Reference Value = 1.176 V/m; Power Drift = -0.05 dB

Peak SAR (extrapolated) = 0.0390 W/kg

SAR(1 g) = 0.018 W/kg; SAR(10 g) = 0.00843 W/kg

Maximum value of SAR (measured) = 0.0305 W/kg



WiFi5G Body ANT9

Date: 6/5/2022

Electronics: DAE4 Sn777

Medium: H5G

Medium parameters used: $f = 5825$ MHz; $\sigma = 5.452$ S/m; $\epsilon_r = 34.05$; $\rho = 1000$ kg/m³

Ambient Temperature: 23.30C Liquid Temperature: 22.50C

Communication System: UID 0, WLAN 11a (0) Frequency: 5825 MHz Duty Cycle: 1:1

Probe: EX3DV4 - SN7600 ConvF(5.16, 5.16, 5.16)

Area Scan (101x171x1): Interpolated grid: dx=1.000 mm, dy=1.000 mm

Maximum value of SAR (interpolated) = 0.794 W/kg

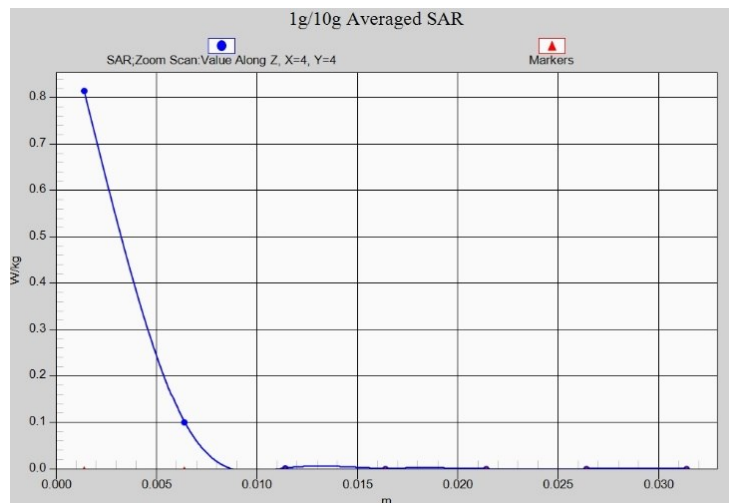
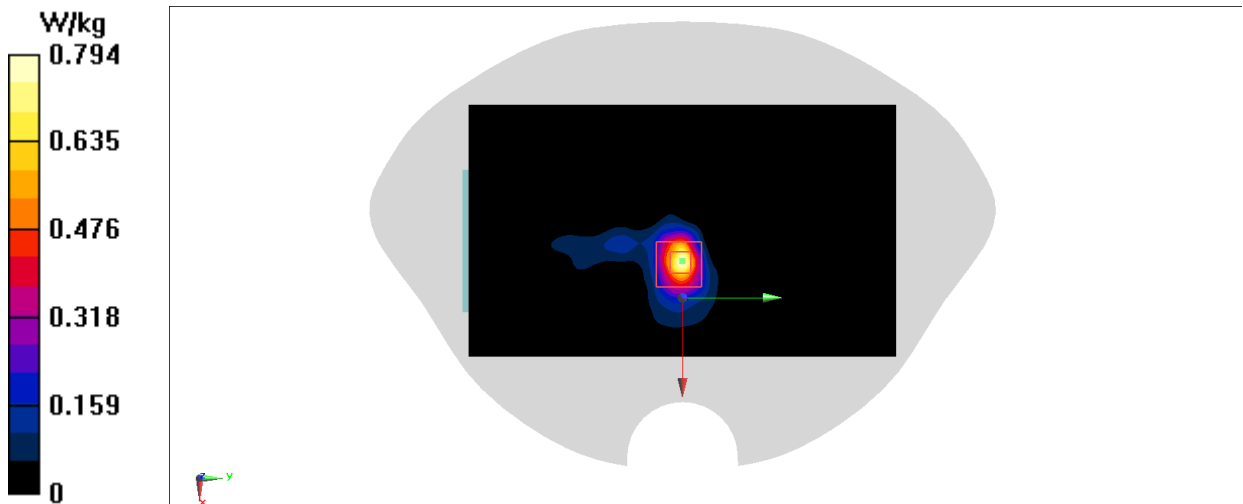
Zoom Scan (8x8x7)/Cube 0: Measurement grid: dx=4mm, dy=4mm, dz=1.4mm

Reference Value = 8.236 V/m; Power Drift = -0.05 dB

Peak SAR (extrapolated) = 1.31 W/kg

SAR(1 g) = 0.314 W/kg; SAR(10 g) = 0.094 W/kg

Maximum value of SAR (measured) = 0.814 W/kg



WiFi5G Body ANT10

Date: 6/3/2022

Electronics: DAE4 Sn777

Medium: H5G

Medium parameters used: $f = 5260$ MHz; $\sigma = 4.808$ S/m; $\epsilon_r = 35.21$; $\rho = 1000$ kg/m³

Ambient Temperature: 23.30C Liquid Temperature: 22.50C

Communication System: UID 0, WLAN 11a (0) Frequency: 5260 MHz Duty Cycle: 1:1

Probe: EX3DV4 - SN7600 ConvF(5.59, 5.59, 5.59)

Area Scan (81x141x1): Interpolated grid: dx=1.000 mm, dy=1.000 mm

Maximum value of SAR (interpolated) = 1.19 W/kg

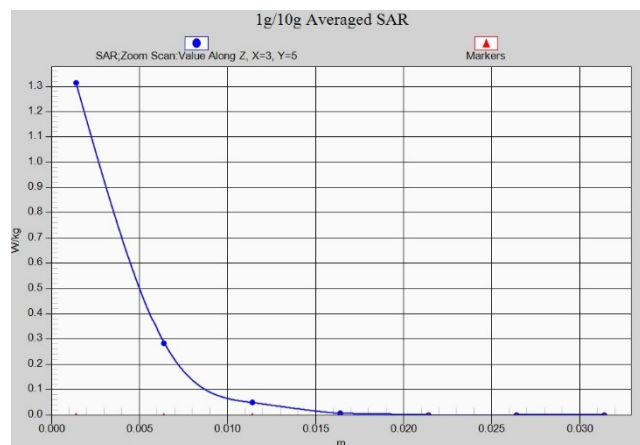
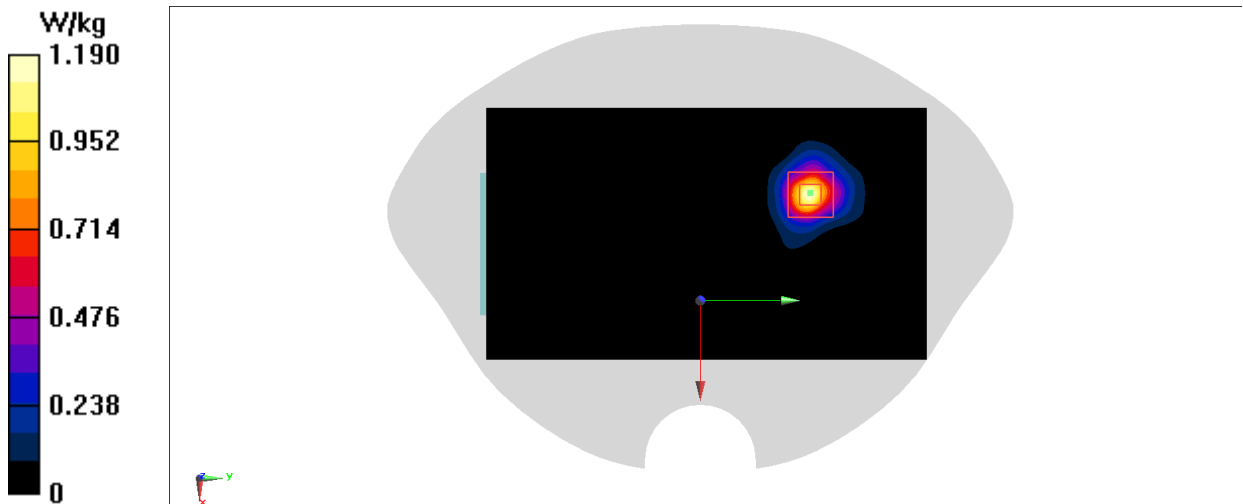
Zoom Scan (7x8x7)/Cube 0: Measurement grid: dx=4mm, dy=4mm, dz=1.4mm

Reference Value = 0 V/m; Power Drift = 0.12 dB

Peak SAR (extrapolated) = 2.22 W/kg

SAR(1 g) = 0.585 W/kg; SAR(10 g) = 0.196 W/kg

Maximum value of SAR (measured) = 1.31 W/kg



WiFi5G Body MIMO

Date: 6/4/2022

Electronics: DAE4 Sn777

Medium: H5G

Medium parameters used: $f = 5570$ MHz; $\sigma = 5.158$ S/m; $\epsilon_r = 34.57$; $\rho = 1000$ kg/m³

Ambient Temperature: 23.30C Liquid Temperature: 22.50C

Communication System: UID 0, WLAN5G_11ac 160M (0) Frequency: 5570 MHz Duty Cycle: 1:1

Probe: EX3DV4 - SN7600 ConvF(5.13, 5.13, 5.13)

Area Scan (61x141x1): Interpolated grid: dx=1.000 mm, dy=1.000 mm

Maximum value of SAR (interpolated) = 0.796 W/kg

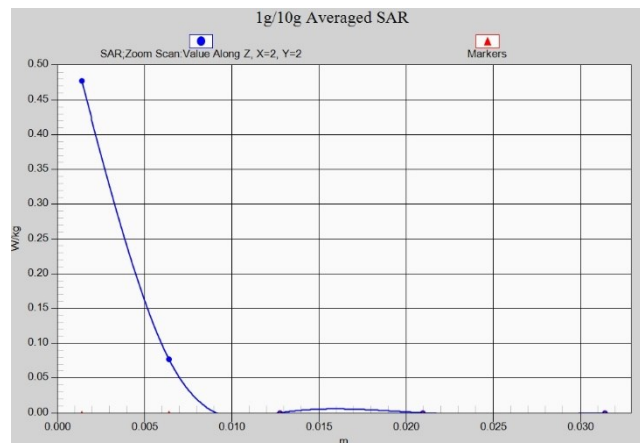
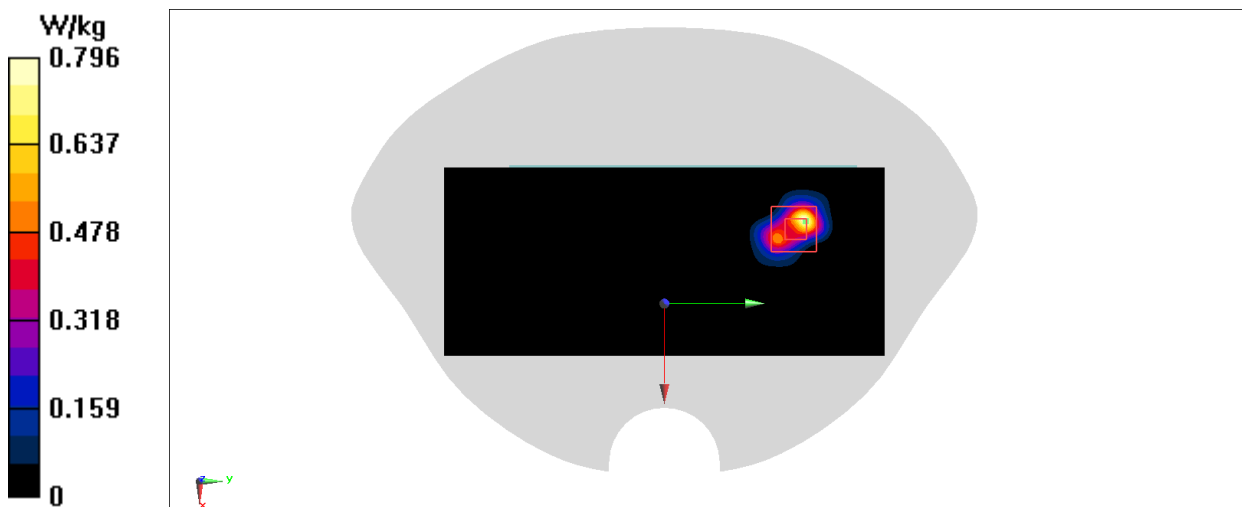
Zoom Scan (6x6x5)/Cube 0: Measurement grid: dx=4mm, dy=4mm, dz=1.4mm

Reference Value = 0 V/m; Power Drift = 0.13 dB

Peak SAR (extrapolated) = 0.775 W/kg

SAR(1 g) = 0.216 W/kg; SAR(10 g) = 0.074 W/kg

Maximum value of SAR (measured) = 0.477 W/kg



WiFi6G Body ANT10

Measurement Report for Device, FRONT, Custom Band, CW, Channel 6535000 (6535.0 MHz)

Device Under Test Properties

Name, Manufacturer	Dimensions [mm]	IMEI	DUT Type
Device,	158.2 x 77.9 x 8.0		Phone

Exposure Conditions

Phantom Section, TSL	Position, Test Distance [mm]	Band	Group, UID	Frequency [MHz], Channel Number	Conversion Factor	TSL Conductivity [S/m]	TSL Permittivity
Flat, -	FRONT, 5.00	Custom Band	CW, 0--	6535.0, 6535000	5.45	6.26	32.6

Hardware Setup

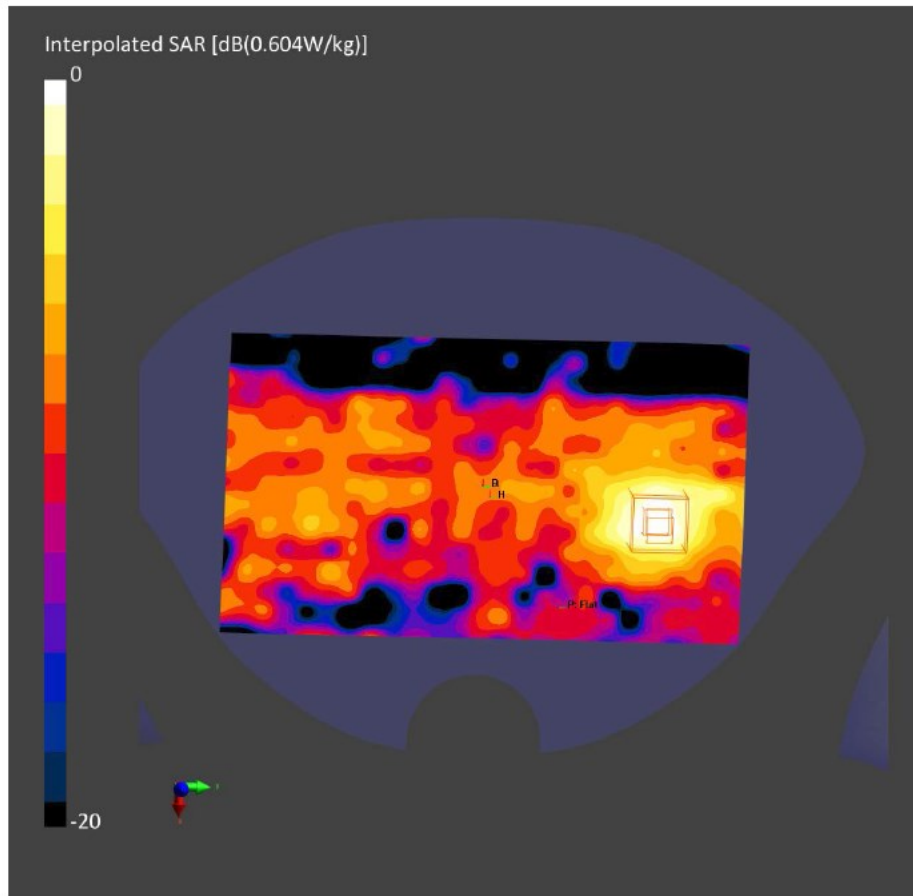
Phantom	TSL, Measured Date	Probe, Calibration Date	DAE, Calibration Date
Twin-SAM V5.0 (30deg probe tilt) - xxxx	H650-7000M(A111)	EX3DV4 - SN7464, 2022-01-26	DAE4 Sn1331, 2021-09-01

Scans Setup

	Area Scan	Zoom Scan
Grid Extents [mm]	119.0 x 204.0	22.0 x 22.0 x 22.0
Grid Steps [mm]	8.5 x 8.5	3.4 x 3.4 x 1.4
Sensor Surface [mm]	3.0	1.4
Graded Grid	No	Yes
Grading Ratio	n/a	1.4
MAIA	N/A	N/A
Surface Detection	Mother Scan	All points
Scan Method	Measured	Measured

Measurement Results

	Area Scan	Zoom Scan
Date	2022-06-24, 14:25	2022-06-24, 14:40
psSAR1g [W/Kg]	0.027	0.132
psSAR10g [W/Kg]	0.011	0.048
Power Drift [dB]	-0.56	0.04
Power Scaling	Disabled	Disabled
Scaling Factor [dB]		
TSL Correction	No correction	No correction



WiFi6G Body MIMO

Measurement Report for Device, FRONT, Custom Band, CW, Channel 6345000 (6345.0 MHz)

Device Under Test Properties

Name, Manufacturer	Dimensions [mm]	IMEI	DUT Type
Device,	170.0 x 70.0 x 8.0		Phone

Exposure Conditions

Phantom Section, TSL	Position, Test Distance [mm]	Band	Group, UID	Frequency [MHz], Channel Number	Conversion Factor	TSL Conductivity [S/m]	TSL Permittivity
Flat, -	FRONT, 5.00	Custom Band	CW, 0--	6345.0, 6345000	5.45	5.74	33.7

Hardware Setup

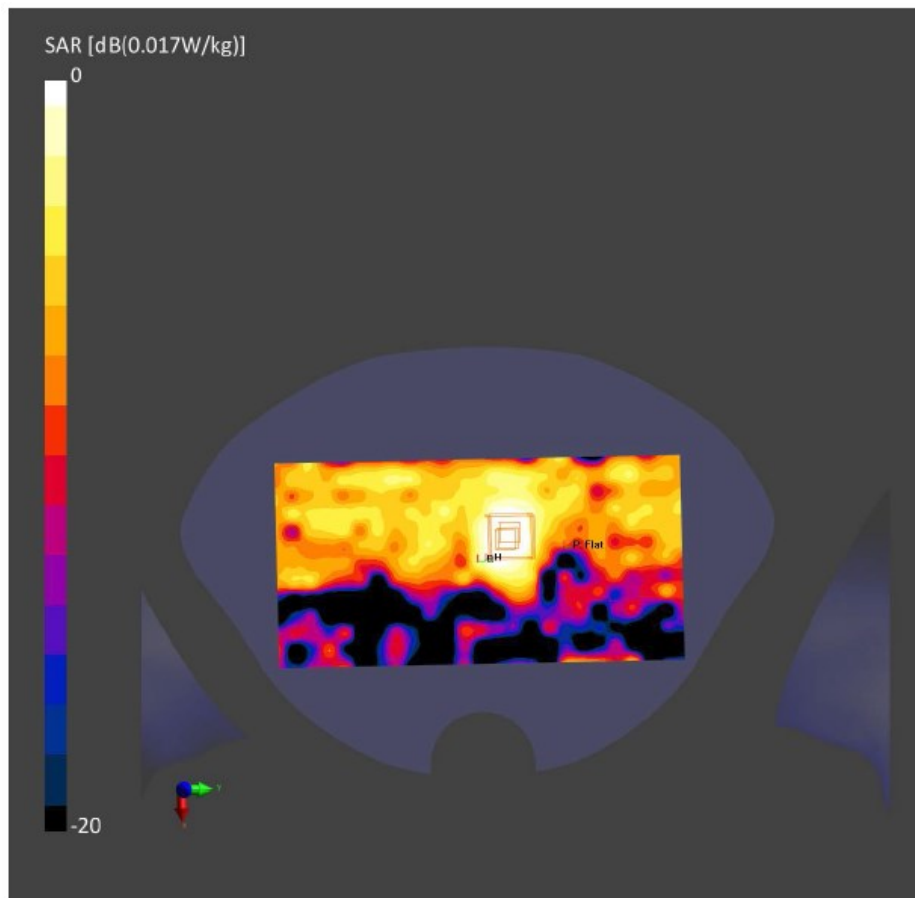
Phantom	TSL, Measured Date	Probe, Calibration Date	DAE, Calibration Date
Twin-SAM V5.0 (30deg probe tilt) - xxxx	H700-7000M(AllI)	EX3DV4 - SN7464, 2022-01-26	DAE4 Sn1331, 2021-09-01

Scans Setup

	Area Scan	Zoom Scan
Grid Extents [mm]	102.0 x 204.0	22.0 x 22.0 x 22.0
Grid Steps [mm]	8.5 x 8.5	3.4 x 3.4 x 1.4
Sensor Surface [mm]	3.0	1.4
Graded Grid	No	Yes
Grading Ratio	n/a	1.4
MAIA	N/A	N/A
Surface Detection	Mother Scan	All points
Scan Method	Measured	Measured

Measurement Results

	Area Scan	Zoom Scan
Date	2022-06-24, 13:56	2022-06-24 14:14
psSAR1g [W/Kg]	0.020	0.109
psSAR10g [W/Kg]	0.007	0.038
Power Drift [dB]	0.16	-0.01
Power Scaling	Disabled	Disabled
Scaling Factor [dB]		
TSL Correction	No correction	No correction



N2 Body ANT1

Date: 5/27/2022

Electronics: DAE4 Sn777

Medium: H1900

Medium parameters used: $f = 1880$ MHz; $\sigma = 1.494$ S/m; $\epsilon_r = 42.2$; $\rho = 1000$ kg/m³

Ambient Temperature: 23.3oC Liquid Temperature: 22.5oC

Communication System: UID 0, 5G NR (0) Frequency: 1880 MHz Duty Cycle: 1:1

Probe: EX3DV4 - SN7600 ConvF(8.54, 8.54, 8.54)

Area Scan (141x81x1): Interpolated grid: dx=1.500 mm, dy=1.500 mm

Maximum value of SAR (interpolated) = 1.07 W/kg

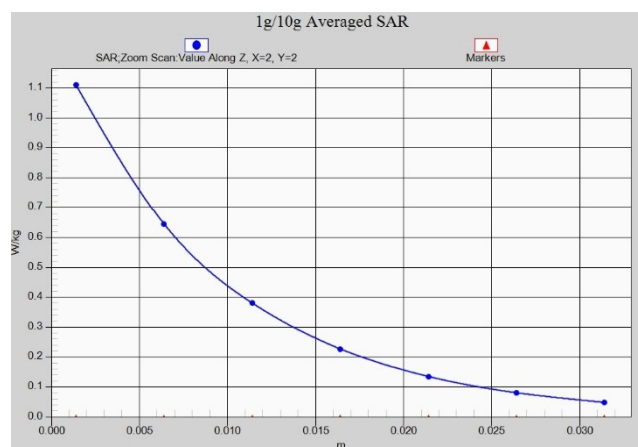

Zoom Scan (5x5x7)/Cube 0: Measurement grid: dx=8mm, dy=8mm, dz=5mm

Reference Value = 15.40 V/m; Power Drift = 0.13 dB

Peak SAR (extrapolated) = 1.34 W/kg

SAR(1 g) = 0.780 W/kg; SAR(10 g) = 0.452 W/kg

Maximum value of SAR (measured) = 1.11 W/kg



N2 Body ANT3

Date: 5/27/2022

Electronics: DAE4 Sn777

Medium: H1900

Medium parameters used: $f = 1880$ MHz; $\sigma = 1.494$ S/m; $\epsilon_r = 42.2$; $\rho = 1000$ kg/m³

Ambient Temperature: 23.3oC Liquid Temperature: 22.5oC

Communication System: UID 0, 5G NR (0) Frequency: 1880 MHz Duty Cycle: 1:1

Probe: EX3DV4 - SN7600 ConvF(8.54, 8.54, 8.54)

Area Scan (81x141x1): Interpolated grid: dx=1.500 mm, dy=1.500 mm

Maximum value of SAR (interpolated) = 1.16 W/kg

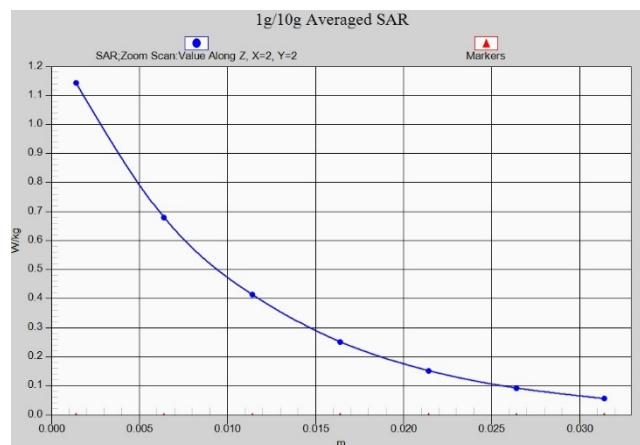
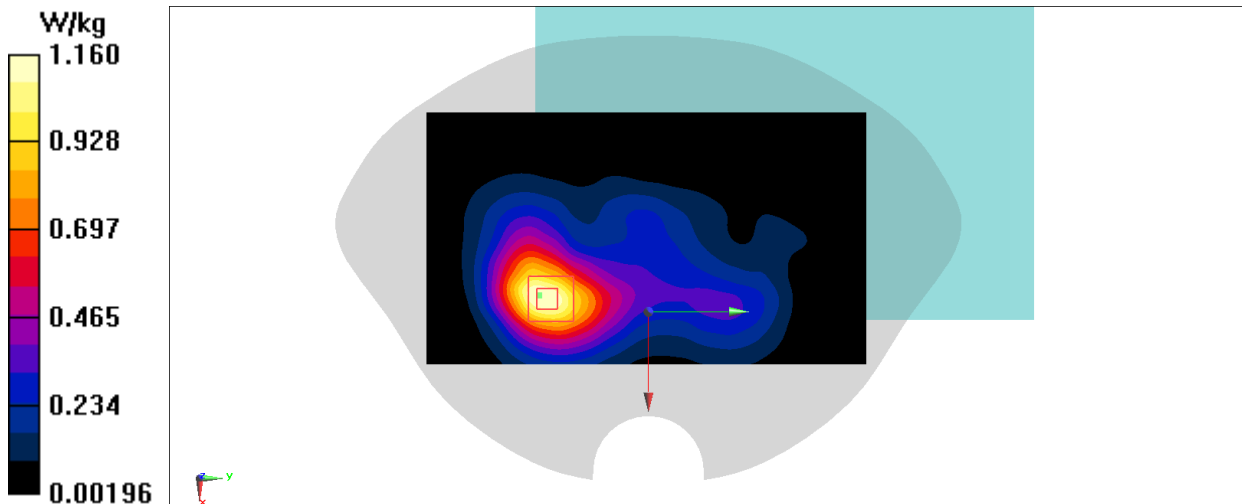
Zoom Scan (5x5x7)/Cube 0: Measurement grid: dx=8mm, dy=8mm, dz=5mm

Reference Value = 11.17 V/m; Power Drift = -0.10 dB

Peak SAR (extrapolated) = 1.35 W/kg

SAR(1 g) = 0.815 W/kg; SAR(10 g) = 0.486 W/kg

Maximum value of SAR (measured) = 1.14 W/kg



N5 Body ANT1

Date: 5/31/2022

Electronics: DAE4 Sn777

Medium: H835

Medium parameters used (interpolated): $f = 834 \text{ MHz}$; $\sigma = 0.886 \text{ S/m}$; $\epsilon_r = 45.04$; $\rho = 1000 \text{ kg/m}^3$

Ambient Temperature: 23.30C Liquid Temperature: 22.50C

Communication System: UID 0, N5 (0) Frequency: 834 MHz Duty Cycle: 1:1

Probe: EX3DV4 - SN7600 ConvF(10.74, 10.74, 10.74)

Area Scan (81x141x1): Interpolated grid: $dx=1.500 \text{ mm}$, $dy=1.500 \text{ mm}$

Maximum value of SAR (interpolated) = 0.613 W/kg

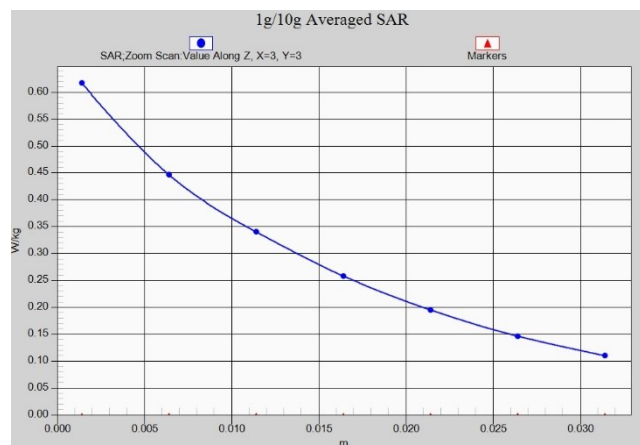
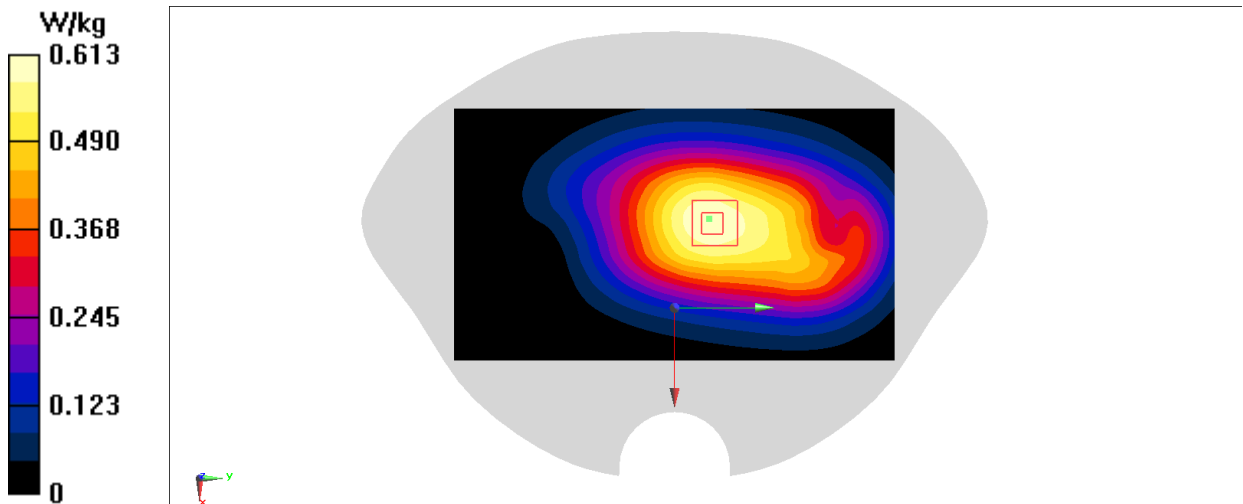
Zoom Scan (6x6x7)/Cube 0: Measurement grid: $dx=8\text{mm}$, $dy=8\text{mm}$, $dz=5\text{mm}$

Reference Value = 22.79 V/m; Power Drift = 0.07 dB

Peak SAR (extrapolated) = 0.685 W/kg

SAR(1 g) = 0.497 W/kg; SAR(10 g) = 0.365 W/kg

Maximum value of SAR (measured) = 0.617 W/kg



N48 Body ANT5

Date: 6/20/2022

Electronics: DAE4 Sn777

Medium: H3G

Medium parameters used: $f = 3555$ MHz; $\sigma = 2.949$ S/m; $\epsilon_r = 38.56$; $\rho = 1000$ kg/m³

Ambient Temperature: 23.30C Liquid Temperature: 22.50C

Communication System: UID 0, 5G NR (0) Frequency: 3555 MHz Duty Cycle: 1:1

Probe: EX3DV4 - SN7600 ConvF(7.05, 7.05, 7.05)

Area Scan (81x141x1): Interpolated grid: dx=1.000 mm, dy=1.000 mm

Maximum value of SAR (interpolated) = 0.655 W/kg

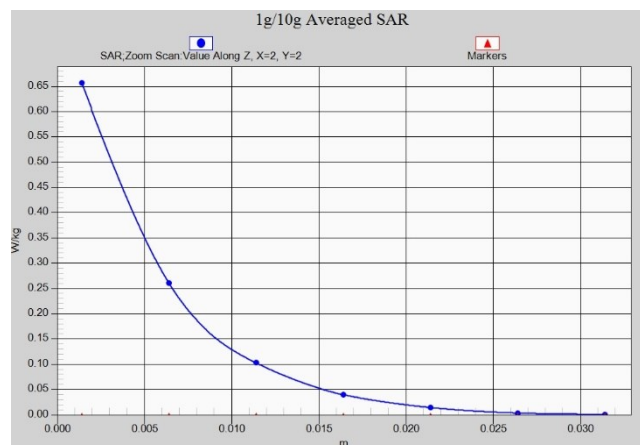
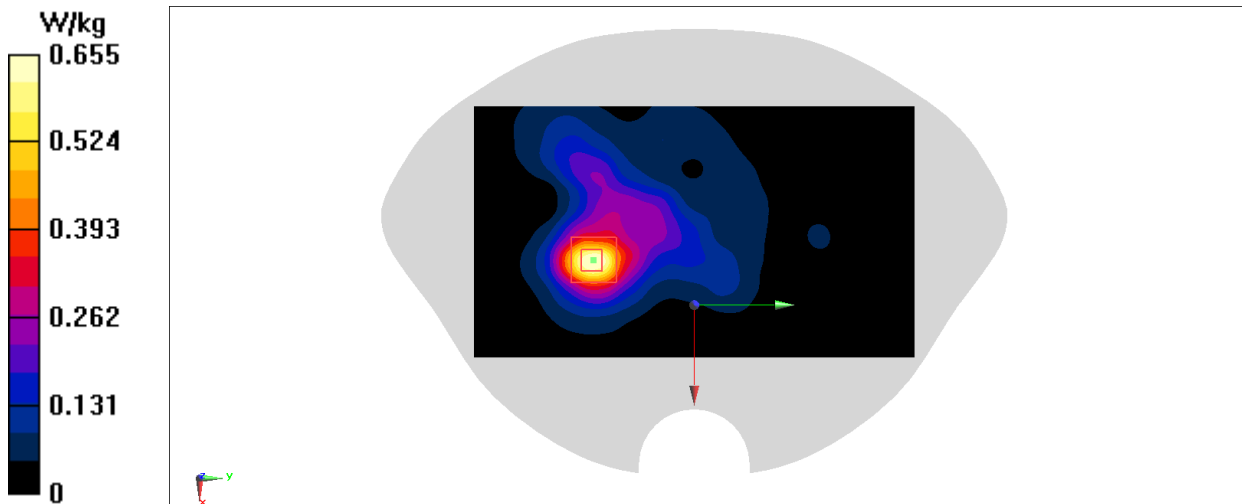
Zoom Scan (5x5x7)/Cube 0: Measurement grid: dx=4mm, dy=4mm, dz=1.4mm

Reference Value = 7.447 V/m; Power Drift = 0.06 dB

Peak SAR (extrapolated) = 0.871 W/kg

SAR(1 g) = 0.367 W/kg; SAR(10 g) = 0.163 W/kg

Maximum value of SAR (measured) = 0.657 W/kg



N66 Body ANT1

Date: 6/24/2022

Electronics: DAE4 Sn777

Medium: H1750

Medium parameters used: $f = 1760$ MHz; $\sigma = 1.419$ S/m; $\epsilon_r = 42.44$; $\rho = 1000$ kg/m³

Ambient Temperature: 23.30C Liquid Temperature: 22.50C

Communication System: UID 0, 5G NR (0) Frequency: 1760 MHz Duty Cycle: 1:1

Probe: EX3DV4 - SN7600 ConvF(8.93, 8.93, 8.93)

Area Scan (141x81x1): Interpolated grid: dx=1.500 mm, dy=1.500 mm

Maximum value of SAR (interpolated) = 0.886 W/kg

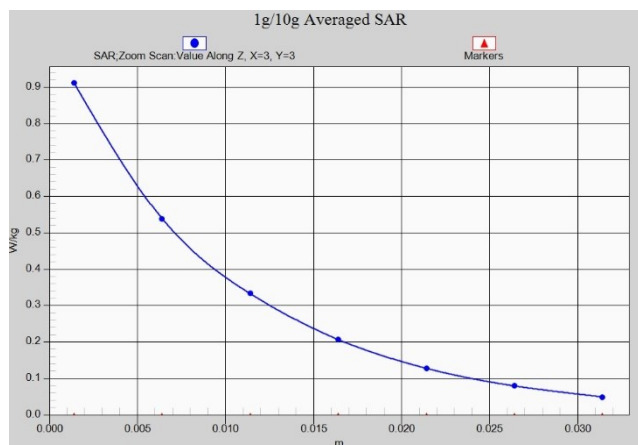
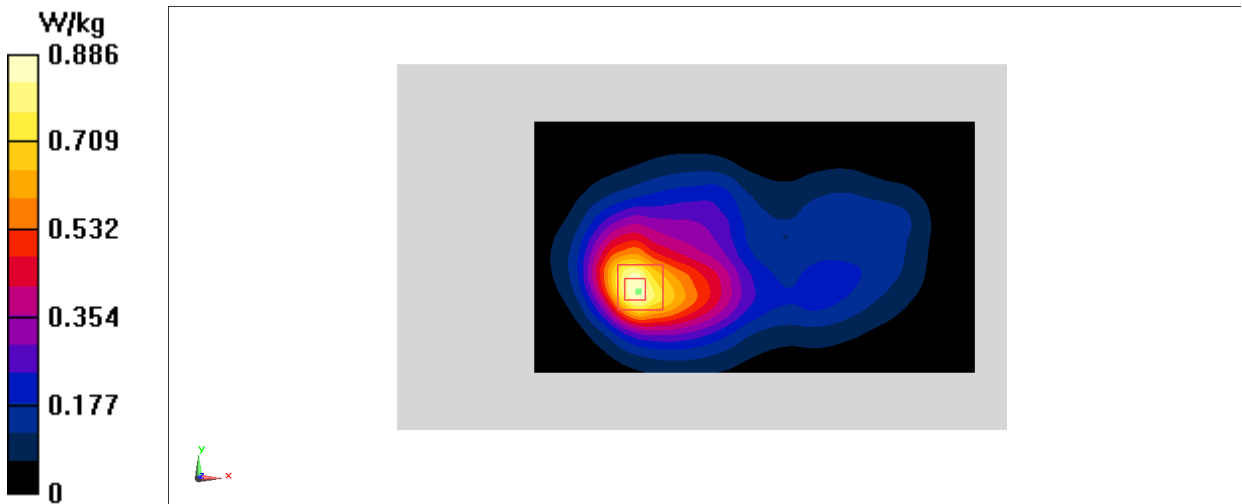
Zoom Scan (6x6x7)/Cube 0: Measurement grid: dx=8mm, dy=8mm, dz=5mm

Reference Value = 14.38 V/m; Power Drift = -0.03 dB

Peak SAR (extrapolated) = 1.11 W/kg

SAR(1 g) = 0.657 W/kg; SAR(10 g) = 0.391 W/kg

Maximum value of SAR (measured) = 0.911 W/kg



N66 Body ANT3

Date: 6/24/2022

Electronics: DAE4 Sn777

Medium: H1750

Medium parameters used: $f = 1760$ MHz; $\sigma = 1.419$ S/m; $\epsilon_r = 42.44$; $\rho = 1000$ kg/m³

Ambient Temperature: 23.30C Liquid Temperature: 22.50C

Communication System: UID 0, 5G NR (0) Frequency: 1760 MHz Duty Cycle: 1:1

Probe: EX3DV4 - SN7600 ConvF(8.93, 8.93, 8.93)

Area Scan (81x131x1): Interpolated grid: dx=1.500 mm, dy=1.500 mm

Maximum value of SAR (interpolated) = 1.40 W/kg

Zoom Scan (5x5x7)/Cube 0: Measurement grid: dx=8mm, dy=8mm, dz=5mm

Reference Value = 6.543 V/m; Power Drift = -0.16 dB

Peak SAR (extrapolated) = 1.51 W/kg

SAR(1 g) = 0.900 W/kg; SAR(10 g) = 0.521 W/kg

Maximum value of SAR (measured) = 1.28 W/kg

