



FCC PART 15 TEST REPORT No.I22Z60940-IOT05

for

TCL Communication Ltd.

Mobile Hot Spot

MW513U

With

FCC ID: 2ACCJB183

Hardware Version: 06

Software Version: MW513U_ZZ_02.00_06

Issued Date: 2022-08-01

Note:

The test results in this test report relate only to the devices specified in this report. This report shall not be reproduced except in full without the written approval of CTTL.

The report must not be used by the client to claim product certification, approval, or endorsement by NVLAP, NIST, or any agency of the U.S. Government.

Test Laboratory:

CTTL-Telecommunication Technology Labs, CAICT

No. 52, Huayuan North Road, Haidian District, Beijing, P. R. China 100191.

Tel:+86(0)10-62304633-2512, Fax:+86(0)10-62304633-2504

Email: ctl_terminals@caict.ac.cn, website: www.caict.ac.cn



REPORT HISTORY

Report Number	Revision	Description	Issue Date
I22Z60940-IOT05	Rev.0	1st edition	2022-07-20
I22Z60940-IOT05	Rev.1	Update the certificate of ISO/IEC 17025:2017.	2022-08-01

CONTENTS

CONTENTS	3
1. TEST LATORATORY.....	4
1.1. INTRODUCTION & ACCREDITATION	4
1.2. TESTING LOCATION	4
1.3. TESTING ENVIRONMENT.....	4
1.4. PROJECT DATE	4
1.5. SIGNATURE	4
2. CLIENT INFORMATION.....	5
2.1. APPLICANT INFORMATION	5
2.2. MANUFACTURER INFORMATION	5
3. EQUIPMENT UNDER TEST (EUT) AND ANCILLARY EQUIPMENT(AE)	6
3.1. ABOUT EUT	6
3.2. INTERNAL IDENTIFICATION OF EUT USED DURING THE TEST	6
3.3. GENERAL DESCRIPTION.....	6
4. REFERENCE DOCUMENTS	6
4.1. DOCUMENTS SUPPLIED BY APPLICANT	6
4.2. REFERENCE DOCUMENTS FOR TESTING.....	6
5. LABORATORY ENVIRONMENT.....	7
6. SUMMARY OF TEST RESULTS	7
6.1. SUMMARY OF TEST RESULTS	7
6.2. STATEMENTS.....	7
7. TEST EQUIPMENTS UTILIZED	8
ANNEX A: MEASUREMENT RESULTS.....	8
A.1. MEASUREMENT METHOD	8
A.1.3. RADAR WAVEFORM CALIBRATION.....	12
A.2. CHANNEL AVAILABILITY CHECK.....	14
A.3. CHANNEL MOVE TIME AND CHANNEL CLOSING TRANSMISSION TIME	17
A.4. NON-OCCUPANCY PERIOD	19
A.5. DFS DETECTION BANDWIDTH.....	21
A.6. STATISTICAL PERFORMANCE CHECK	30
ANNEX B: PHOTOGRAPHS OF THE TEST SET-UP	156
ANNEX C: ACCREDITATION CERTIFICATE	157

1. TEST LABORATORY

1.1. Introduction & Accreditation

Telecommunication Technology Labs, CAICT is an ISO/IEC 17025:2017 accredited test laboratory under NATIONAL VOLUNTARY LABORATORY ACCREDITATION PROGRAM (NVLAP) with lab code 600118-0, and is also an FCC accredited test laboratory (CN5017), and ISED accredited test laboratory (ISED#: 24849). The detail accreditation scope can be found on NVLAP website.

1.2. Testing Location

Testing Location: CTTL(Huayuan North Road)

Address: No. 52, Huayuan North Road, Haidian District, Beijing,
P. R. China100191

1.3. Testing Environment

Normal Temperature: 15-35°C


Relative Humidity: 20-75%

1.4. Project date

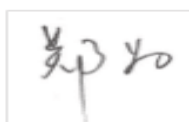
Testing Start Date: 2022-05-11

Testing End Date: 2022-07-19


1.5. Signature



Xie Xiuzhen
(Prepared this test report)



Zheng Wei
(Reviewed this test report)



Hu Xiaoyu
(Approved this test report)



2. CLIENT INFORMATION

2.1. Applicant Information

Company Name: TCL Communication Ltd.
Address: 5/F, Building 22E, 22 Science Park East Avenue, Hong Kong Science
Park, Shatin, NT, Hong Kong
City: Hong Kong
Postal Code: /
Country: China
Telephone: +86075536645759
Fax: /

2.2. Manufacturer Information

Company Name: TCL Communication Ltd.
Address: 5/F, Building 22E, 22 Science Park East Avenue, Hong Kong Science
Park, Shatin, NT, Hong Kong
City: Hong Kong
Postal Code: /
Country: China
Telephone: +86075536645759
Fax: /

3. EQUIPMENT UNDER TEST (EUT) AND ANCILLARY

EQUIPMENT(AE)

3.1. About EUT

Description	Mobile Hot Spot
Model name	MW513U
FCC ID	2ACCJB183
WLAN Frequency Band	ISM Band: -5250MHz~5350MHz -5470MHz~5725MHz
Type of modulation	OFDM/OFDMA
Antenna	Integral Antenna
Extreme vol. Limits	3.8V
Device Type (DFS)	Master
Antenna gain	0.9dBi(Ant9)/1.2dBi(Ant10)

3.2. Internal Identification of EUT used during the test

EUT ID*	S/N	HW Version	SW Version
EUT1	352950940201494	06	MW513U_ZZ_02.00_06
EUT2	352950940202708	06	MW513U_ZZ_02.00_06

*EUT ID: is used to identify the test sample in the lab internally.

3.3. General Description

The Equipment Under Test (EUT) is a model of Mobile Hot Spot with internal antenna. It consists of normal options: AC power line charger. Manual and specifications of the EUT were provided to fulfil the test.

4. REFERENCE DOCUMENTS

4.1. Documents supplied by applicant

EUT feature information is supplied by the applicant or manufacturer, which is the basis of testing.

4.2. Reference Documents for testing

The following documents listed in this section are referred for testing.

905462 D02	COMPLIANCE MEASUREMENT PROCEDURES FOR UNLICENSED-NATIONAL INFORMATION INFRASTRUCTURE DEVICES OPERATING IN THE 5250-5350 MHz AND 5470-5725 MHz BANDS INCORPORATING DYNAMIC FREQUENCY SELECTION	2016
FCC Part15 E	Title 47 of the Code of Federal Regulations; Chapter I Part 15.407	2020

5. LABORATORY ENVIRONMENT

Measurement is performed in shielding room.

6. SUMMARY OF TEST RESULTS

6.1. Summary of Test Results

SUMMARY OF MEASUREMENT RESULTS	FCC Part 15.407	Verdict
Channel Availability Check	15.407(h)(2) (ii)	P
Channel move time and channel closing transmission time	15.407(h)(2) (iii)	P
DFS detection bandwidth	5.407(h)(2)	P
Non-Occupancy Period	15.407(h)(2) (iv)	P
Statistical Performance Check	5.407(h)(2)	P

Please refer to **ANNEX A** for detail.

Terms used in Verdict column

P	Pass, The EUT complies with the essential requirements in the standard.
NM	Not measured, The test was not measured by CTTL
NA	Not Applicable, The test was not applicable
F	Fail, The EUT does not comply with the essential requirements in the standard

6.2. Statements

CTTL has evaluated the test cases requested by the client/matrixer as listed in section 6.1 of this report for the EUT specified in section 3 according to the standards or reference documents listed in section 4.1.

Matrixer statement confirming that information regarding the parameters of the detected Radar Waveforms is not available to the end user.

Timing plots are required with calculations demonstrating a minimum channel loading of approximately 17% or greater.

Test Conditions

T nom	Normal Temperature
T min	Low Temperature
T max	High Temperature
V nom	Normal Voltage
V min	Low Voltage
V max	High Voltage
H nom	Norm Humidity
A nom	Norm Air Pressure

For this report, all the test case listed above is tested under Normal Temperature and Normal Voltage, and also under norm humidity, the specific conditions as following:

Temperature	T nom	26°C
Voltage	V nom	3.85 V

Humidity	H nom	44%
Air Pressure	A nom	1010hPa

7. TEST EQUIPMENTS UTILIZED

Conducted test system

No.	Equipment	Model	Serial Number	Manufacturer	Calibration Date	Calibration Due Date
1	Vector Signal Analyzer	FSQ40	200089	Rohde & Schwarz	1 year	2023-05-15
2	Vector Signal Generator	SMU200A	103752	Rohde & Schwarz	1 year	2023-05-15
3	Vector Signal Generator	SMW200A	103421	Rohde & Schwarz	1 year	2023-05-15
4	Power Splitter	ZN2PD-9G-S+	/	Mini-Circuits	/	/
5	Attenuator	30dB	/	Rosenberger	/	/
6	Shielding Room	S81	/	ETS-Lindgren	/	/

Software	Version	Manufacturer	Build	Rev
Pulse Sequencer	V1.10	Rohde & Schwarz	7324	3462

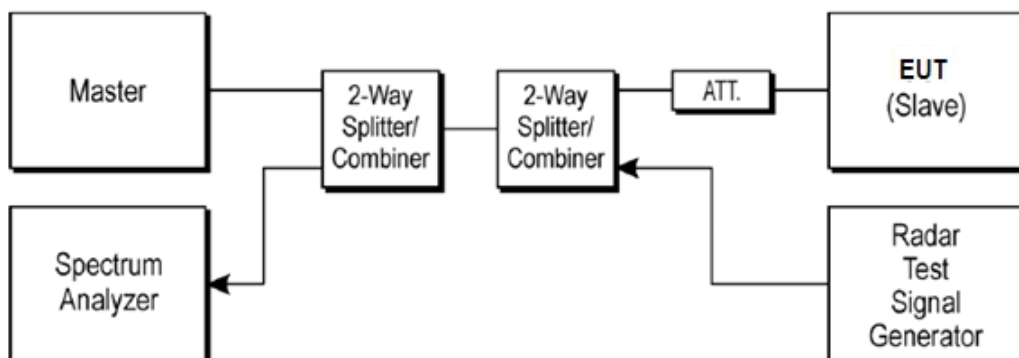
Instrument	Manufacturer	Serial Number
PC	DELL	GPL87W1

ANNEX A: MEASUREMENT RESULTS

A.1. Measurement Method

A.1.1. Conducted Measurements

The below figure shows the DFS setup, where the EUT is a RLAN device operating in slave mode, without Radar Interference Detection function. This setup also contains a device operating in master mode. The radar test signals are injected into the master device. The EUT (slave device) is associated with the master device. WLAN traffic is generated by streaming the mpeg file from the master to the slave in full monitor video mode using the media player.



Note:

- 1) All Measurements are performed with the EUT's narrowest channel bandwidth.
- 2) The slave device information is as follows
Vendor: Dell
Model: Dell wireless card.
- 3) The software of radar signal generator (R&S SMU200A) is completely designed based on KDB 905462 requirement.

A.1.2. Parameters of DFS test signal

- 1). Interference threshold values, master or client incorporation in service monitoring

Maximum Transmit Power	Value (See Notes 1, 2, and 3)
EIRP ≥ 200 milliwatt	-64 dBm
EIRP < 200 milliwatt and power spectral density < 10 dBm/MHz	-62 dBm
EIRP < 200 milliwatt that do not meet the power spectral density requirement	-64 dBm
<p>Note 1: This is the level at the input of the receiver assuming a 0 dBi receive antenna.</p> <p>Note 2: Throughout these test procedures an additional 1 dB has been added to the amplitude of the test transmission waveforms to account for variations in measurement equipment. This will ensure that the test signal is at or above the detection threshold level to trigger a DFS response.</p> <p>Note3: EIRP is based on the highest antenna gain. For MIMO devices refer to KDB Publication 662911 D01.</p>	

- 2). DFS requirement values

Parameter	Value
Channel Availability Check Time	60 seconds (see note 1)
Channel Move Time	10 seconds . See Note 1.
Channel Closing Transmission Time	200 milliseconds + an aggregate of 60 milliseconds over remaining 10 second period. See Notes 1 and 2.
Non-Occupancy Period	30 minutes
U-NII Detection Bandwidth	Minimum 100% of the U-NII 99% transmission power bandwidth. See Note 3.
<p>Note 1: Channel Move Time and the Channel Closing Transmission Time should be performed with Radar Type 0. The measurement timing begins at the end of the Radar Type 0 burst.</p> <p>Note 2: The Channel Closing Transmission Time is comprised of 200</p>	

milliseconds starting at the beginning of the Channel Move Time plus any additional intermittent control signals required to facilitate a Channel move (an aggregate of 60 milliseconds) during the remainder of the 10 second period. The aggregate duration of control signals will not count quiet periods in between transmissions.

Note 3: During the U-NII Detection Bandwidth detection test, radar type 0 should be used. For each frequency step the minimum percentage of detection is 90 percent. Measurements are performed with no data traffic.

3).Radar test waveforms

Radar Type	Pulse Width (μsec)	PRI (μsec)	Number of Pulses	Minimum Percentage of Successful Detection	Minimum Number of Trials
0	1	1428	18	See Note 1	See Note 1
1	1	Test A: 15 unique PRI values randomly selected from the list of 23 PRI values in Table 5a	Roundup $\left\{ \begin{array}{l} \left(\frac{1}{360} \right) \\ \left(\frac{19 \cdot 10^6}{\text{PRI}_{\mu\text{sec}}} \right) \end{array} \right\}$	60%	30
		Test B: 15 unique PRI values randomly selected within the range of 518-3066 μsec, with a minimum increment of 1 μsec, excluding PRI values selected in Test A			
2	1-5	150-230	23-29	60%	30
3	6-10	200-500	16-18	60%	30
4	11-20	200-500	12-16	60%	30
Aggregate (Radar Types 1-4)				80%	120

Note 1: Short Pulse Radar Type 0 should be used for the detection bandwidth test, channel move time, and channel closing time tests.

Radar Type	Pulse Width (μsec)	Chirp Width (MHz)	PRI (μsec)	Number of Pulses per Burst	Number of Bursts	Minimum Percentage of Successful Detection	Minimum Number of Trials
5	50-100	5-20	1000-2000	1-3	8-20	80%	30

Radar Type	Pulse Width (μsec)	PRI (μsec)	Pulses per Hop	Hopping Rate (kHz)	Hopping Sequence Length (msec)	Minimum Percentage of Successful Detection	Minimum Number of Trials
6	1	333	9	0.333	300	70%	30

4).Measurement Uncertainty

Item	Measurement Uncertainty
Time	0.70 ms
Power	0.75 dBm

5). Operating Frequency and Channel List for this Report

802.11a/n-HT20/ac-VHT20/ax-HE20

Channel	Frequency(MHz)	Channel	Frequency(MHz)	Channel	Frequency(MHz)
52	5260	108	5540	132	5660
56	5280	112	5560	136	5680
60	5300	116	5580	140	5700
64	5320	120	5600	144	5720
100	5500	124	5620	/	/
104	5520	128	5640	/	/

802.11n-HT40/ac-VHT40/ax-HE40

Channel	Frequency(MHz)	Channel	Frequency(MHz)
54	5270	118	5590
62	5310	126	5630
102	5510	134	5670
110	5550	142	5710

802.11ac-VHT80/ax-HE80

Channel	Frequency(MHz)	Channel	Frequency(MHz)
58	5290	122	5610
106	5530	138	5690

802.11ac-VHT160/ax-HE160

Channel	Frequency(MHz)
50	5250
114	5570

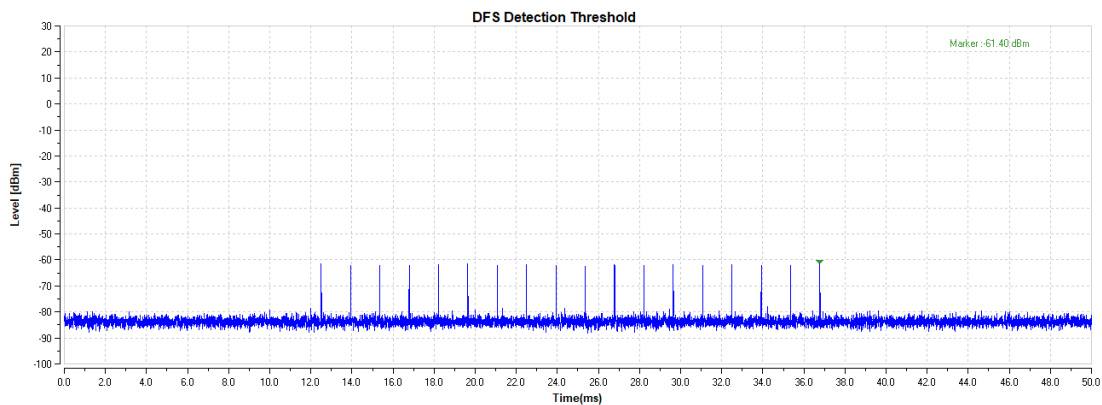
Test Channels for this Report

Test Mode	Test Channel	Test Frequency
802.11ax-HE20	100	5500 MHz
802.11ax-HE40	102	5510 MHz
802.11ax-HE80	106	5290 MHz
802.11ax-HE160	50	5250 MHz
802.11ax-HE160	114	5570 MHz

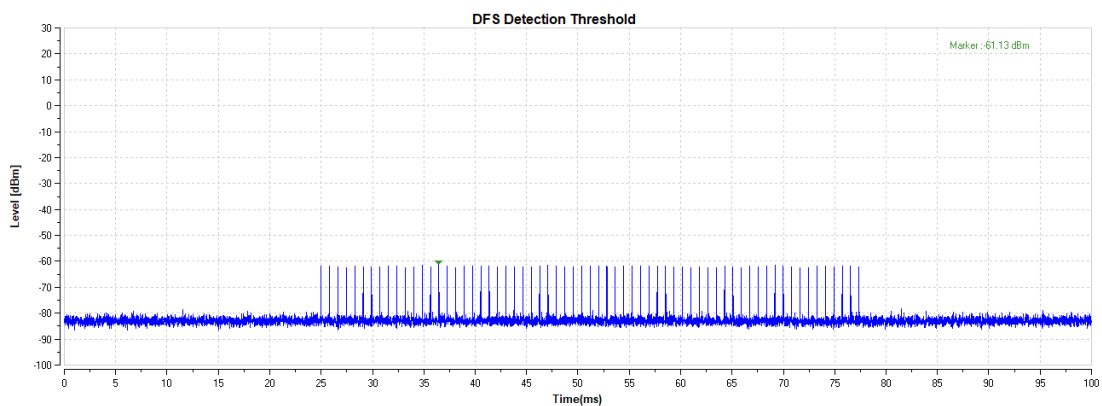
A.1.3. Radar Waveform Calibration

The Interference Radar Detection Threshold Level is $(-64\text{dBm}) + (0) [\text{dBi}] + 1 \text{ dB} = -63 \text{ dBm}$ that had been taken into account the output power range and antenna gain. The above equipment setup was used to calibrate the conducted Radar Waveform. A vector signal generator was utilized to establish the test signal level for each radar type. During this process there were replace 50ohm terminal form Master and Client device and no transmissions by either the Master or Client Device. The spectrum analyzer was switched to the zero span (Time Domain) at the frequency of the Radar Waveform generator. Peak detection was used. The spectrum analyzer resolution bandwidth (RBW) and video bandwidth (VBW) were set to at least 3MHz. The vector signal generator amplitude was set so that the power level measured at the spectrum analyzer was $(-64\text{dBm}) + (0) [\text{dBi}] + 1 \text{ dB} = -63\text{dBm}$. Capture the spectrum analyzer plots on short pulse radar types, long pulse radar type and hopping radar waveform.

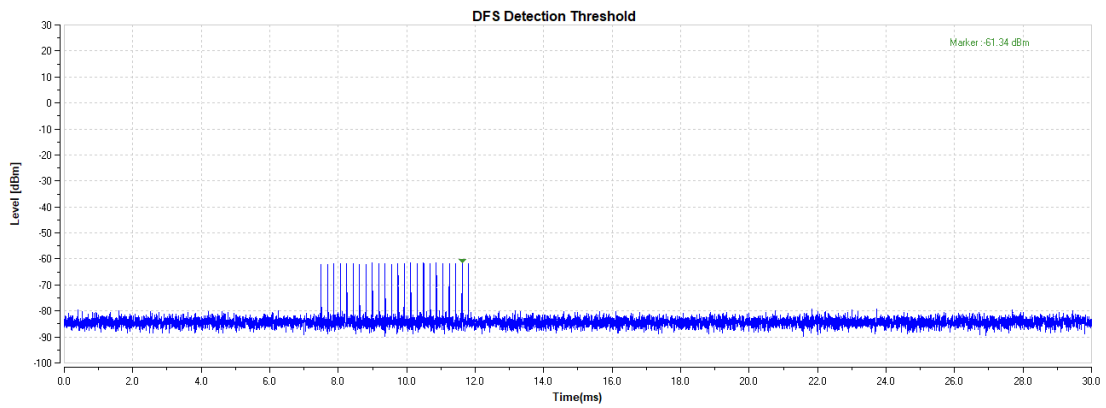
Radar #0



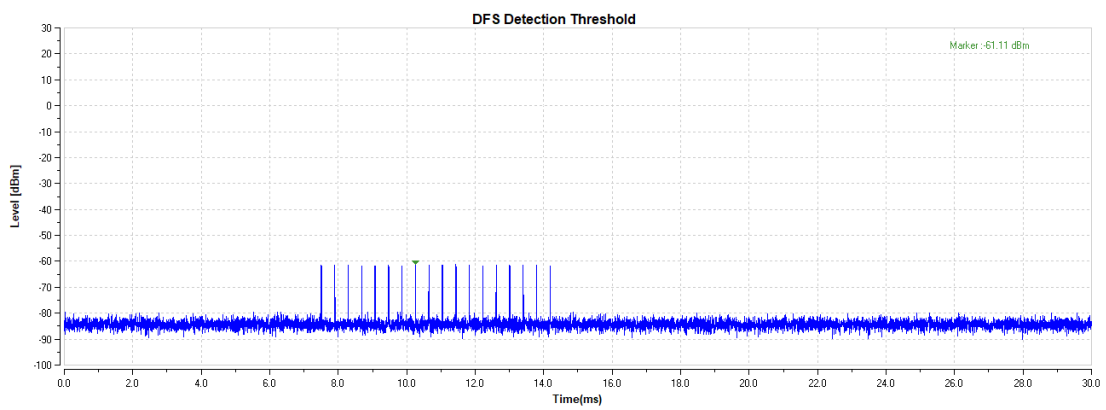
Radar #1



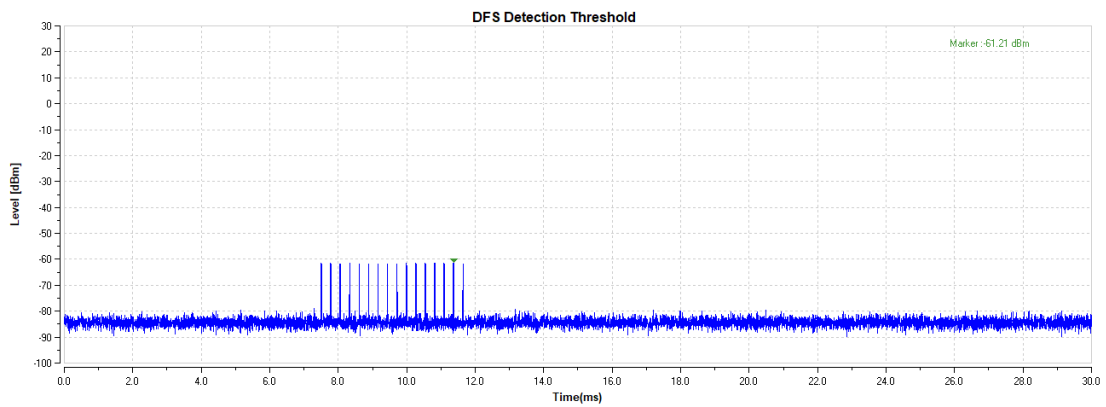
Radar #2



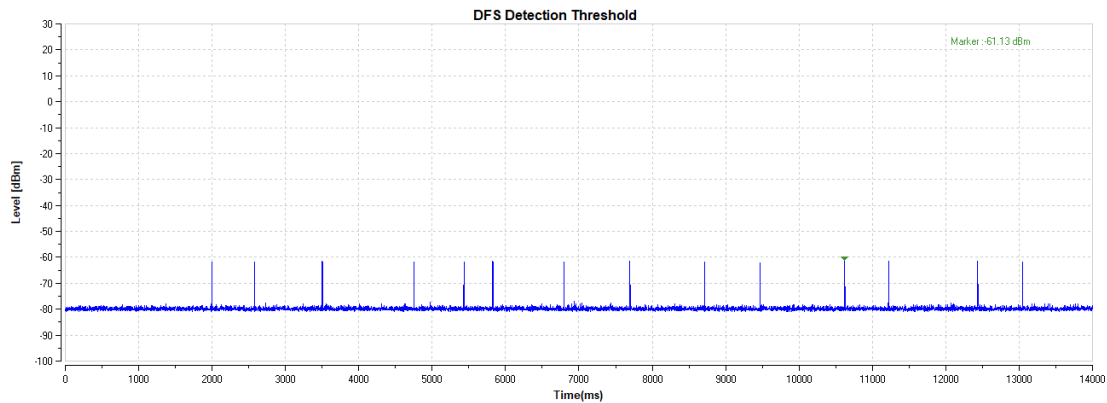
Radar #3



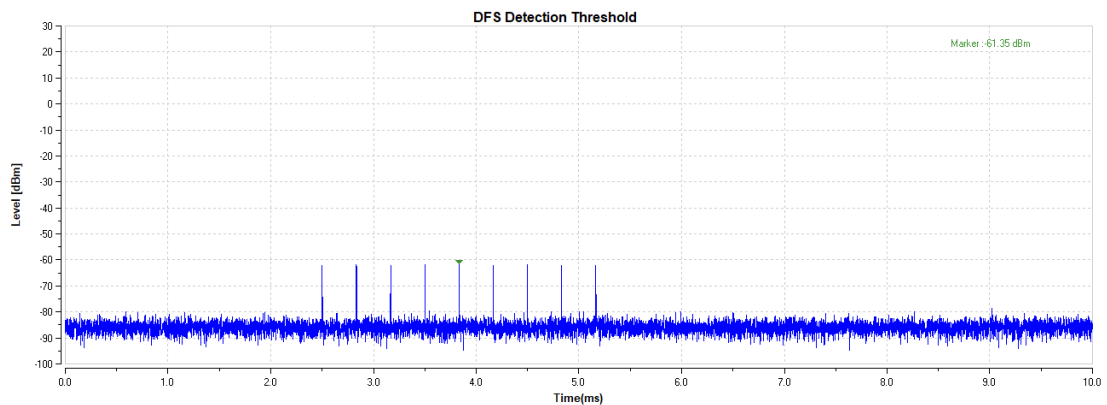
Radar #4



Radar #5



Radar #6



A.2. Channel Availability Check

Method of Measurement: See KDB 905462 7.8.2

The Initial *Channel Availability Check Time* tests that the UUT does not emit beacon, control, or data signals on the test *Channel* until the power-up sequence has been completed and the U-NII device checks for *Radar Waveforms* for one minute on the test *Channel*. This test does not use any *Radar Waveforms* and only needs to be performed one time.

a) The U-NII devices will be powered on and be instructed to operate on the appropriate U-NII *Channel* that must incorporate DFS functions. At the same time the UUT is powered on, the spectrum analyzer will be set to zero span mode with a 3 MHz RBW and 3 MHz VBW on the *Channel* occupied by the radar (Chr) with a 2.5 minute sweep time. The spectrum analyzer's sweep will be started at the same time power is applied to the U-NII device.

b) The UUT should not transmit any beacon or data transmissions until at least 1 minute after the completion of the power-on cycle.

c) Confirm that the UUT initiates transmission on the channel

This measurement can be used to determine the length of the power-on cycle if it is not supplied by the manufacturer. If the spectrum analyzer sweep is started at the same time the UUT is powered on and the UUT does not begin transmissions until it has completed the cycle, the power-on time can be determined by comparing the two times.

The steps below define the procedure to verify successful radar detection on the test *Channel* during a period equal to the *Channel Availability Check Time* and avoidance of operation on that *Channel* when a radar *Burst* with a level equal to the *DFS Detection Threshold* + 1 dB occurs at the beginning of the *Channel Availability Check Time*.

a) The *Radar Waveform* generator and UUT are connected using the applicable test setup described in the sections on configuration for Conducted Tests (7.2) or Radiated Tests (7.3) and the power of the UUT is switched off.

b) The UUT is powered on at T0. T1 denotes the instant when the UUT has completed its power-up sequence (T_{power_up}). The *Channel Availability Check Time* commences on Chr at instant T1 and will end no sooner than T1 + T_{ch_avail_check}.

c) A single *Burst* of one of the Short Pulse Radar Types 0-4 will commence within a 6 second window starting at T1. An additional 1 dB is added to the radar test signal to ensure it is at or above the *DFS Detection Threshold*, accounting for equipment variations/errors.

d) Visual indication or measured results on the UUT of successful detection of the radar *Burst* will be recorded and reported. Observation of Chr for UUT emissions will continue for 2.5 minutes after the radar *Burst* has been generated.

e) Verify that during the 2.5 minute measurement window no UUT transmissions occurred on Chr. The *Channel Availability Check* results will be recorded.

The steps below define the procedure to verify successful radar detection on the test *Channel* during a period equal to the *Channel Availability Check Time* and avoidance of operation on that *Channel* when a radar *Burst* with a level equal to the *DFS Detection Threshold* + 1dB occurs at the end of the *Channel Availability Check Time*.

a) The *Radar Waveform* generator and UUT are connected using the applicable test setup described in the sections for Conducted Tests (7.2) or Radiated Tests (7.3) and the power of the UUT is switched off.

b) The UUT is powered on at T0. T1 denotes the instant when the UUT has completed its power-up sequence (T_{power_up}). The *Channel Availability Check Time* commences on Chr at instant T1 and will end no sooner than T1 + T_{ch_avail_check}.

c) A single *Burst* of one of the Short Pulse Radar Types 0-4 will commence within a 6 second window starting at T1 + 54 seconds. An additional 1 dB is added to the radar test signal to ensure it is at or above the *DFS Detection Threshold*, accounting for equipment variations/errors.

d) Visual indication or measured results on the UUT of successful detection of the radar *Burst* will be recorded and reported. Observation of Chr for UUT emissions will continue for 2.5 minutes after the radar *Burst* has been generated.

e) Verify that during the 2.5 minute measurement window no UUT transmissions occurred on Chr. The *Channel Availability Check* results will be recorded.

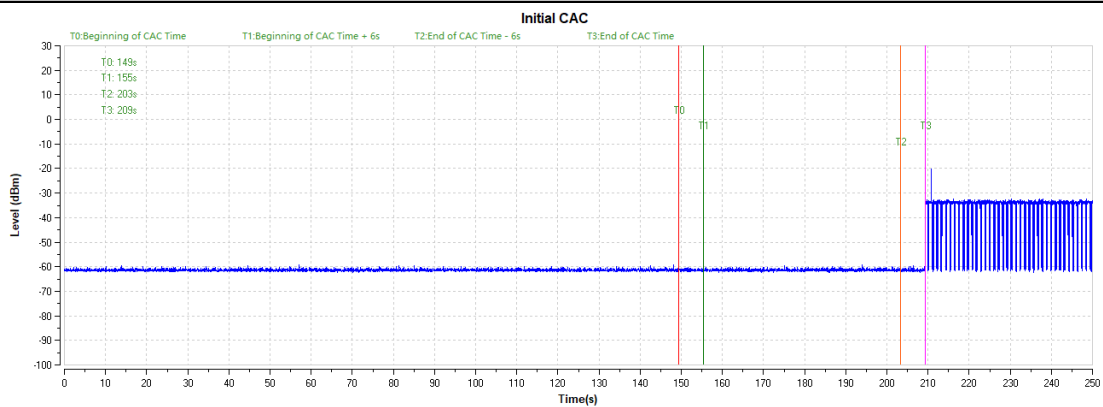
Measurement Limit:

Item	Limit
A. Initial Channel Availability Check Time	The EUT does not transmit any beacon or data transmissions until at least 1 minute after the completion of the power-on cycle.
B. Tests with a radar burst at the beginning of the Channel Availability Check Time	Can detected.
C. Tests with radar burst at the end of the Channel Availability Check Time	Can Detected.

Measurement Results:

A. Initial Channel Availability Check Time
802.11ax-HE160(5250MHz)

11AX160 5250

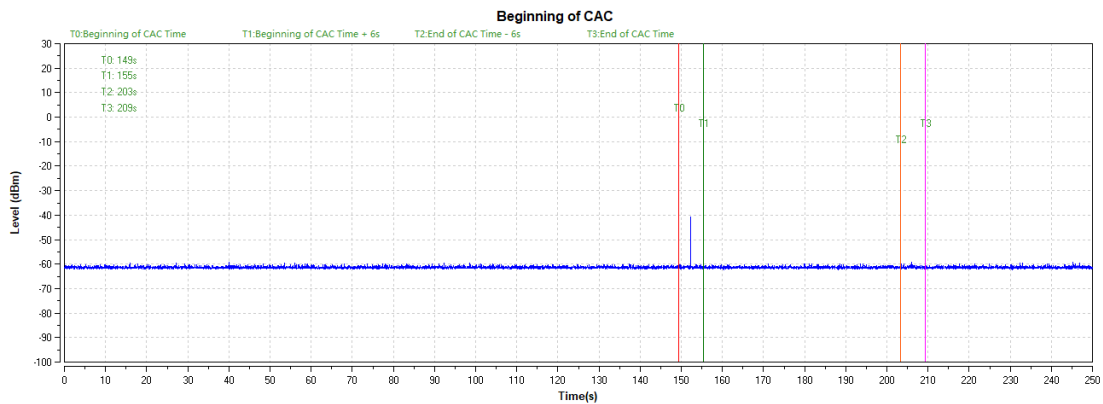


Note: The EUT does not transmit any beacon or data transmissions until at least 1 minute after the completion of the power-on cycle.

B. Tests with a radar burst at the beginning of the Channel Availability Check Time

802.11ax-HE160(5250MHz)

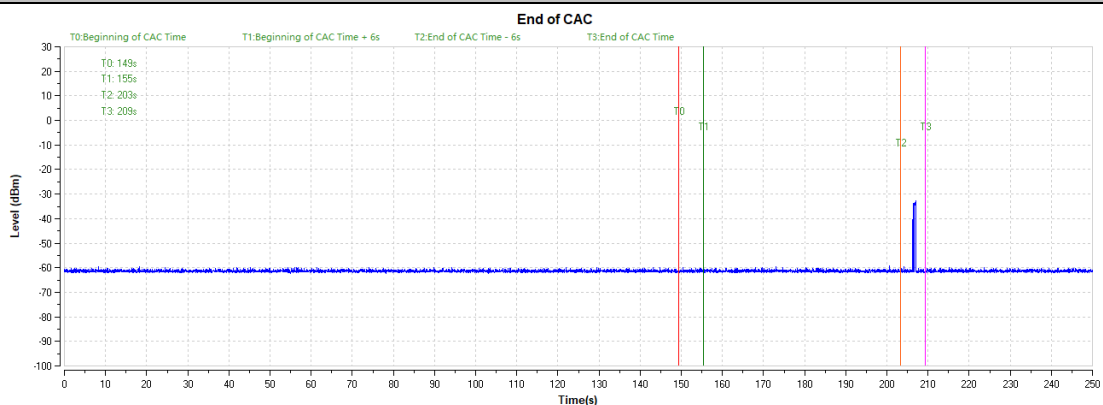
11AX160 5250



C. Tests with radar burst at the end of the Channel Availability Check Time

802.11ax-HE160(5250MHz)

11AX160 5250



A.3. Channel move time and channel closing transmission time

Method of Measurement: See KDB 905462 7.8.3

The steps below define the procedure to determine the above mentioned parameters when a radar *Burst* with a level equal to the *DFS Detection Threshold* + 1dB is generated on the *Operating Channel* of the U-NII device (*In- Service Monitoring*).

a) One frequency will be chosen from the *Operating Channels* of the UUT within the 5250-5350 MHz or 5470-5725 MHz bands. For 802.11 devices, the test frequency must contain control signals. This can be verified by disabling channel loading and monitoring the spectrum analyzer. If no control signals are detected, another frequency must be selected within the emission bandwidth where control signals are detected.

b) In case the UUT is a U-NII device operating as a *Client Device* (with or without DFS), a U-NII device operating as a *Master Device* will be used to allow the UUT (*Client device*) to *Associate* with the *Master Device*. In case the UUT is a *Master Device*, a U-NII device operating as a *Client Device* will be used and it is assumed that the *Client* will *Associate* with the UUT (*Master*). In both cases for conducted tests, the *Radar Waveform* generator will be connected to the *Master Device*. For radiated tests, the emissions of the *Radar Waveform* generator will be directed towards the *Master Device*. If the *Master Device* has antenna gain, the main beam of the antenna

will be directed toward the radar emitter. Vertical polarization is used for testing.

c) Stream the channel loading test file from the *Master Device* to the *Client Device* on the test *Channel* for the entire period of the test.

d) At time T0 the *Radar Waveform* generator sends a *Burst* of pulses for one of the Radar Type 0 at levels defined, on the *Operating Channel*. An additional 1 dB is added to the radar test signal to ensure it is at or above the *DFS Detection Threshold*, accounting for equipment variations/errors.

e) Observe the transmissions of the UUT at the end of the radar *Burst* on the *Operating Channel* for duration greater than 10 seconds. Measure and record the transmissions from the UUT during the observation time (*Channel Move Time*). Measure and record the *Channel Move Time* and *Channel Closing Transmission Time* if radar detection occurs.

f) When operating as a *Master Device*, monitor the UUT for more than 30 minutes following instant T2 to verify that the UUT does not resume any transmissions on this *Channel*. Perform this test once and record the measurement result.

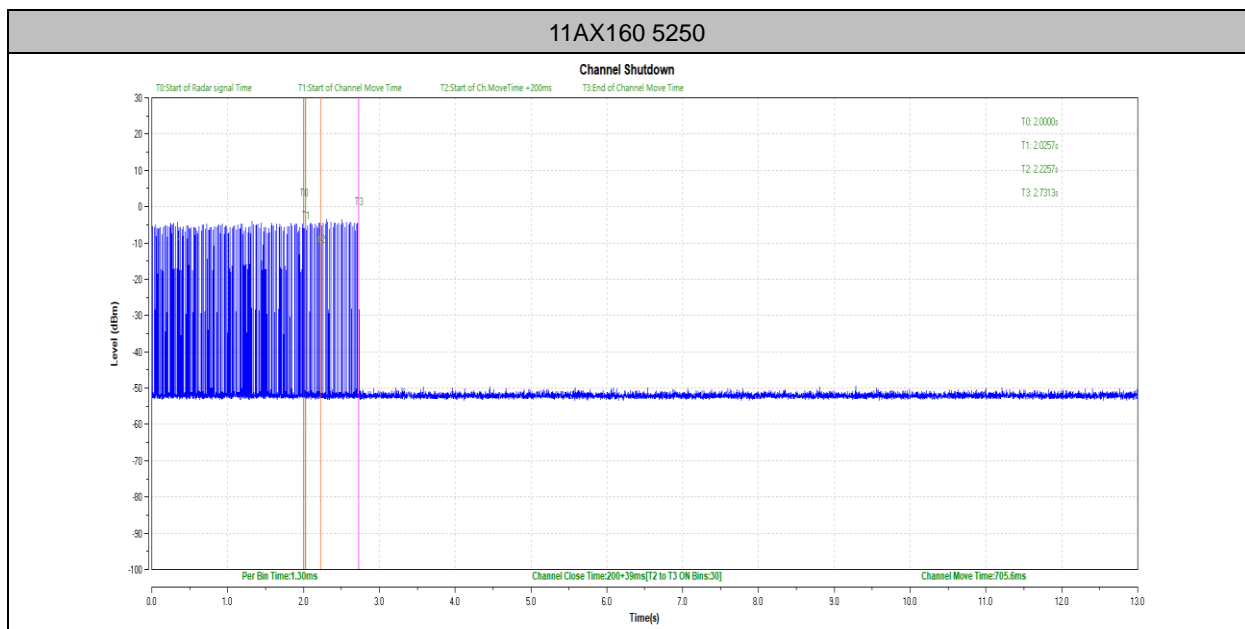
g) In case the UUT is a U-NII device operating as a *Client Device* with *In-Service Monitoring*, perform steps a) to f).

Measurement Limit:

Test Items	Limit
Channel move time	10 s
Channel Closing Transmission Time	200 ms + 60 ms

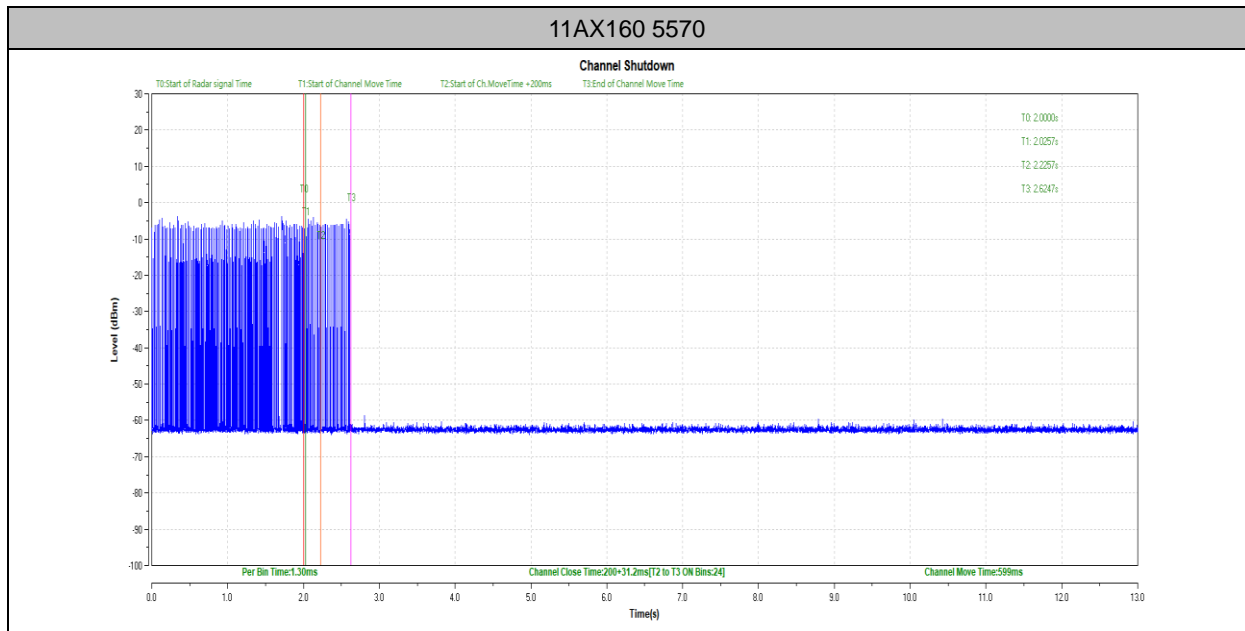
Measurement Results:

802.11ax-HE160 5250MHz



Conclusion: PASS

802.11ax-VHE160 5570MHz



Conclusion: PASS

A.4. Non-Occupancy Period

Method of Measurement: See KDB 905462 7.8.3

The steps below define the procedure to determine the above mentioned parameters when a radar *Burst* with a level equal to the *DFS Detection Threshold* + 1dB is generated on the *Operating Channel* of the U-NII device (*In- Service Monitoring*).

a) One frequency will be chosen from the *Operating Channels* of the UUT within the 5250-5350 MHz or 5470-5725 MHz bands. For 802.11 devices, the test frequency must contain control signals. This can be verified by disabling channel loading and monitoring the spectrum analyzer. If no control signals are detected, another frequency must be selected within the emission bandwidth where control signals are detected.

b) In case the UUT is a U-NII device operating as a *Client Device* (with or without DFS), a U-NII device operating as a *Master Device* will be used to allow the UUT (*Client device*) to *Associate* with the *Master Device*. In case the UUT is a *Master Device*, a U-NII device operating as a *Client Device* will be used and it is assumed that the *Client* will *Associate* with the UUT (*Master*). In both cases for conducted tests, the *Radar Waveform* generator will be connected to the *Master Device*. For radiated tests, the emissions of the *Radar Waveform* generator will be directed towards the *Master Device*. If the *Master Device* has antenna gain, the main beam of the antenna will be directed toward the radar emitter. Vertical polarization is used for testing.

c) Stream the channel loading test file from the *Master Device* to the *Client Device* on the test *Channel* for the entire period of the test.

d) At time T0 the *Radar Waveform* generator sends a *Burst* of pulses for one of the Radar Type 0 at levels defined, on the *Operating Channel*. An additional 1 dB is added to the radar test signal to ensure it is at or above the *DFS Detection Threshold*, accounting for equipment variations/errors.

e) Observe the transmissions of the UUT at the end of the radar *Burst* on the *Operating Channel* for duration greater than 10 seconds. Measure and record the transmissions from the UUT during the observation time (*Channel Move Time*). Measure and record the *Channel Move Time* and *Channel Closing Transmission Time* if radar detection occurs.

f) When operating as a *Master Device*, monitor the UUT for more than 30 minutes following instant T2 to verify that the UUT does not resume any transmissions on this *Channel*. Perform this test once and record the measurement result.

g) In case the UUT is a U-NII device operating as a *Client Device* with *In-Service Monitoring*, perform steps a) to f).

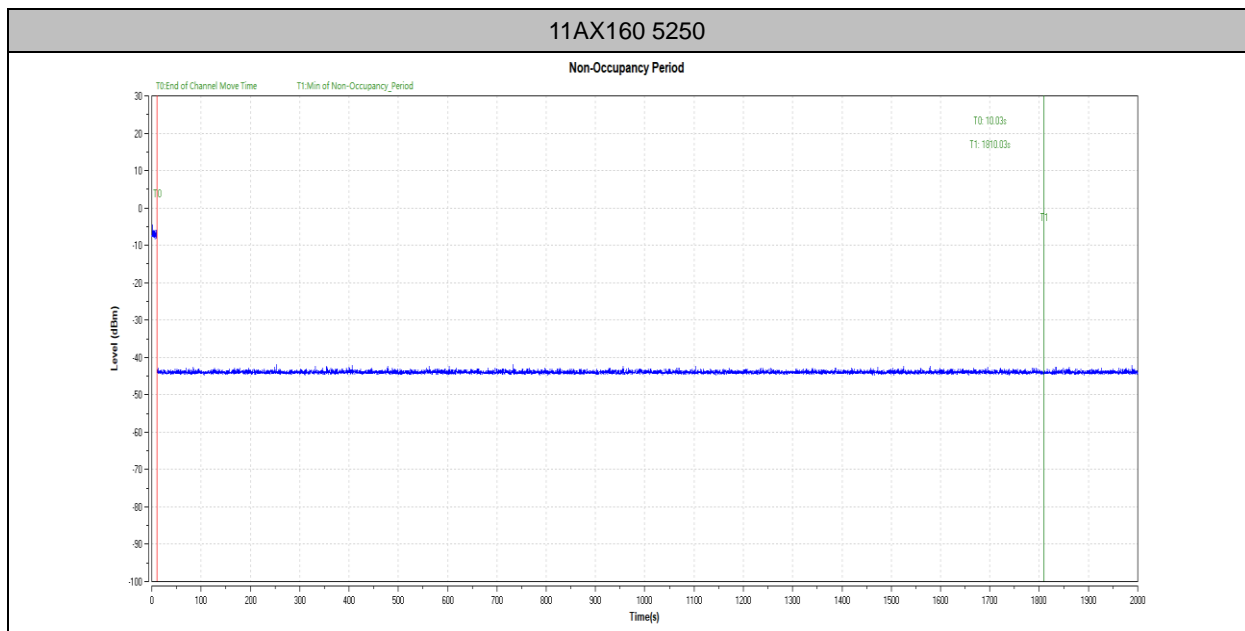
Measurement Limit:

Test Items	Limit
Non-Occupancy Period	> 1800 s

Measurement Results:

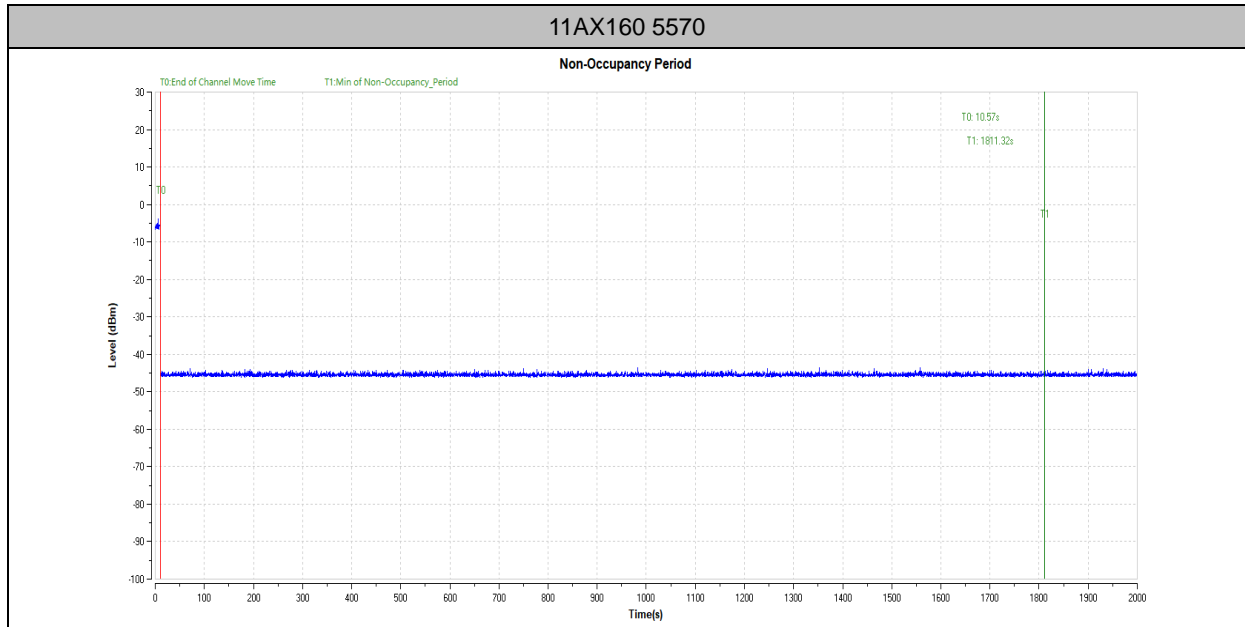
802.11ax-HE160 5250MHz

Associate the master and client, transmit specified stream between the master and client; monitor the analyzer on the operating frequency to make sure no beacons have been transmitted for 1800 seconds.



802.11ax-HE160 5570MHz

Associate the master and client, transmit specified stream between the master and client; monitor the analyzer on the operating frequency to make sure no beacons have been transmitted for 1800 seconds.



Conclusion: PASS

A.5. DFS detection bandwidth

Method of Measurement: See KDB 905462 7.8.1

Set up the generating equipment, or equivalent. Set up the DFS timing monitoring equipment. Set up the overall system for either radiated or conducted coupling to the UUT.

Adjust the equipment to produce a single *Burst* of any one of the Short Pulse Radar Types 0 – 4 at the center frequency of the UUT *Operating Channel* at the specified *DFS Detection Threshold* level found.

Set the UUT up as a standalone device (no associated Client or Master, as appropriate) and no traffic. Frame based systems will be set to a talk/listen ratio reflecting the worst case (maximum) that is user configurable during this test.

Generate a single radar *Burst*, and note the response of the UUT. Repeat for a minimum of 10 trials. The UUT must detect the *Radar Waveform* within the DFS band using the specified *U-NII Detection Bandwidth* criterion. In cases where the channel bandwidth may exceed past the DFS band edge on specific channels (i.e., 802.11ac or wideband frame based systems) select a channel that has the entire emission bandwidth within the DFS band. If this is not possible, test the detection BW to the DFS band edge.

Starting at the center frequency of the UUT operating *Channel*, increase the radar frequency in 5 MHz steps, repeating the above test sequence, until the detection rate falls below the *U-NII Detection Bandwidth* criterion specified. Repeat this measurement in 1MHz steps at frequencies 5 MHz below where the detection rate begins to fall. Record the highest frequency (denote as FH) at which detection is greater than or equal to the *U-NII Detection*

Bandwidth criterion. Recording the detection rate at frequencies above FH is not required to demonstrate compliance.

Starting at the center frequency of the UUT operating *Channel*, decrease the radar frequency in 5 MHz steps, repeating the above test sequence, until the detection rate falls below the *U-NII Detection Bandwidth* criterion specified. Repeat this measurement in 1MHz steps at frequencies 5 MHz above where the detection rate begins to fall. Record the lowest frequency (denote as FL) at which detection is greater than or equal to the *U-NII Detection Bandwidth* criterion. Recording the detection rate at frequencies below FL is not required to demonstrate compliance.

The *U-NII Detection Bandwidth* is calculated as follows:

$$U-NII\ Detection\ Bandwidth = FH - FL$$

The *U-NII Detection Bandwidth* must meet the *U-NII Detection Bandwidth* criterion specified. Otherwise, the UUT does not comply with DFS requirements. This is essential to ensure that the UUT is capable of detecting *Radar Waveforms* across the same frequency spectrum that contains the significant energy from the system. In the case that the *U-NII Detection Bandwidth* is greater than or equal to the 99 percent power bandwidth for the measured FH and FL, the test can be truncated and the *U-NII Detection Bandwidth* can be reported as the measured FH and FL.

Measurement Limit:

Test Items	Limit
DFS detection bandwidth	Minimum 100% of the U-NII 99% transmission power bandwidth.

Measurement Results:

Test channel: 802.11ax-HE20 5500MHz											
Radar Frequency (MHz)	DFS Detection trials (1 Detection; 0 No Detection)										Detection Rate (%)
	5490	0	0	0	0	0	0	0	0	0	
5490.5-F _i	1	1	1	1	1	1	1	1	1	1	100%
5491	1	1	1	1	1	1	1	1	1	1	100%
5492	1	1	1	1	1	1	1	1	1	1	100%
5493	1	1	1	1	1	1	1	1	1	1	100%
5494	1	1	1	1	1	1	1	1	1	1	100%
5495	1	1	1	1	1	1	1	1	1	1	100%
5496	1	1	1	1	1	1	1	1	1	1	100%
5497	1	1	1	1	1	1	1	1	1	1	100%
5498	1	1	1	1	1	1	1	1	1	1	100%
5499	1	1	1	1	1	1	1	1	1	1	100%
5500	1	1	1	1	1	1	1	1	1	1	100%
5501	1	1	1	1	1	1	1	1	1	1	100%
5502	1	1	1	1	1	1	1	1	1	1	100%
5503	1	1	1	1	1	1	1	1	1	1	100%
5504	1	1	1	1	1	1	1	1	1	1	100%
5505	1	1	1	1	1	1	1	1	1	1	100%
5506	1	1	1	1	1	1	1	1	1	1	100%
5507	1	1	1	1	1	1	1	1	1	1	100%
5508	1	1	1	1	1	1	1	1	1	1	100%
5509	1	1	1	1	1	1	1	1	1	1	100%
5509.5-F _h	1	1	1	1	1	1	1	1	1	1	100%
5510	0	1	1	0	0	0	0	0	0	0	20%
Detection Bandwidth=F _h -F _i =5509.5-5490.5=19.00MHz											
the limit=EUT 99% bandwidthx100% =18.94MHz											



The test result: Pass

Test channel: 802.11ax-HE40 5510MHz											
Radar Frequency (MHz)	DFS Detection trials (1 Detection; 0 No Detection)										Detection Rate (%)
	5490	0	0	0	0	0	0	1	0	0	
5491-F ₁	1	1	1	1	1	1	1	1	1	1	100%
5492	1	1	1	1	1	1	1	1	1	1	100%
5493	1	1	1	1	1	1	1	1	1	1	100%
5494	1	1	1	1	1	1	1	1	1	1	100%
5495	1	1	1	1	1	1	1	1	1	1	100%
5496	1	1	1	1	1	1	1	1	1	1	100%
5497	1	1	1	1	1	1	1	1	1	1	100%
5498	1	1	1	1	1	1	1	1	1	1	100%
5499	1	1	1	1	1	1	1	1	1	1	100%
5500	1	1	1	1	1	1	1	1	1	1	100%
5501	1	1	1	1	1	1	1	1	1	1	100%
5502	1	1	1	1	1	1	1	1	1	1	100%
5503	1	1	1	1	1	1	1	1	1	1	100%
5504	1	1	1	1	1	1	1	1	1	1	100%
5505	1	1	1	1	1	1	1	1	1	1	100%
5506	1	1	1	1	1	1	1	1	1	1	100%
5507	1	1	1	1	1	1	1	1	1	1	100%
5508	1	1	1	1	1	1	1	1	1	1	100%
5509	1	1	1	1	1	1	1	1	1	1	100%
5510	1	1	1	1	1	1	1	1	1	1	100%
5511	1	1	1	1	1	1	1	1	1	1	100%
5512	1	1	1	1	1	1	1	1	1	1	100%

5513	1	1	1	1	1	1	1	1	1	1	100%
5514	1	1	1	1	1	1	1	1	1	1	100%
5515	1	1	1	1	1	1	1	1	1	1	100%
5516	1	1	1	1	1	1	1	1	1	1	100%
5517	1	1	1	1	1	1	1	1	1	1	100%
5518	1	1	1	1	1	1	1	1	1	1	100%
5519	1	1	1	1	1	1	1	1	1	1	100%
5520	1	1	1	1	1	1	1	1	1	1	100%
5521	1	1	1	1	1	1	1	1	1	1	100%
5522	1	1	1	1	1	1	1	1	1	1	100%
5523	1	1	1	1	1	1	1	1	1	1	100%
5524	1	1	1	1	1	1	1	1	1	1	100%
5525	1	1	1	1	1	1	1	1	1	1	100%
5526	1	1	1	1	1	1	1	1	1	1	100%
5527	1	1	1	1	1	1	1	1	1	1	100%
5528	1	1	1	1	1	1	1	1	1	1	100%
5529-F _h	1	1	1	1	1	1	1	1	1	1	100%
5530	0	0	0	0	0	0	0	0	0	0	0%

Detection Bandwidth= $F_h - F_l = 5529 - 5491 = 38\text{MHz}$

the limit=EUT 99% bandwidth $\times 100\% = 37.64\text{MHz}$

The test result: Pass

Test channel: 802.11ax-HE80 5530MHz											
Radar Frequency (MHz)	DFS Detection trials (1 Detection; 0 No Detection)										Detection Rate (%)
5490	0	0	0	0	0	0	0	0	0	0	0%
5491-F ₁	1	1	1	1	1	1	1	1	1	1	100%
5492	1	1	1	1	1	1	1	1	1	1	100%
5493	1	1	1	1	1	1	1	1	1	1	100%
5494	1	1	1	1	1	1	1	1	1	1	100%
5495	1	1	1	1	1	1	1	1	1	1	100%
5496	1	1	1	1	1	1	1	1	1	1	100%
5497	1	1	1	1	1	1	1	1	1	1	100%
5498	1	1	1	1	1	1	1	1	1	1	100%
5499	1	1	1	1	1	1	1	1	1	1	100%
5500	1	1	1	1	1	1	1	1	1	1	100%
5501	1	1	1	1	1	1	1	1	1	1	100%
5502	1	1	1	1	1	1	1	1	1	1	100%
5503	1	1	1	1	1	1	1	1	1	1	100%
5504	1	1	1	1	1	1	1	1	1	1	100%
5505	1	1	1	1	1	1	1	1	1	1	100%
5506	1	1	1	1	1	1	1	1	1	1	100%
5507	1	1	1	1	1	1	1	1	1	1	100%
5508	1	1	1	1	1	1	1	1	1	1	100%
5509	1	1	1	1	1	1	1	1	1	1	100%
5510	1	1	1	1	1	1	1	1	1	1	100%
5511	1	1	1	1	1	1	1	1	1	1	100%
5512	1	1	1	1	1	1	1	1	1	1	100%
5513	1	1	1	1	1	1	1	1	1	1	100%
5514	1	1	1	1	1	1	1	1	1	1	100%

5515	1	1	1	1	1	1	1	1	1	1	100%
5516	1	1	1	1	1	1	1	1	1	1	100%
5517	1	1	1	1	1	1	1	1	1	1	100%
5518	1	1	1	1	1	1	1	1	1	1	100%
5519	1	1	1	1	1	1	1	1	1	1	100%
5520	1	1	1	1	1	1	1	1	1	1	100%
5521	1	1	1	1	1	1	1	1	1	1	100%
5522	1	1	1	1	1	1	1	1	1	1	100%
5523	1	1	1	1	1	1	1	1	1	1	100%
5524	1	1	1	1	1	1	1	1	1	1	100%
5525	1	1	1	1	1	1	1	1	1	1	100%
5526	1	1	1	1	1	1	1	1	1	1	100%
5527	1	1	1	1	1	1	1	1	1	1	100%
5528	1	1	1	1	1	1	1	1	1	1	100%
5529	1	1	1	1	1	1	1	1	1	1	100%
5530	1	1	1	1	1	1	1	1	1	1	100%
5531	1	1	1	1	1	1	1	1	1	1	100%
5532	1	1	1	1	1	1	1	1	1	1	100%
5533	1	1	1	1	1	1	1	1	1	1	100%
5534	1	1	1	1	1	1	1	1	1	1	100%
5535	1	1	1	1	1	1	1	1	1	1	100%
5536	1	1	1	1	1	1	1	1	1	1	100%
5537	1	1	1	1	1	1	1	1	1	1	100%
5538	1	1	1	1	1	1	1	1	1	1	100%
5539	1	1	1	1	1	1	1	1	1	1	100%
5540	1	1	1	1	1	1	1	1	1	1	100%
5541	1	1	1	1	1	1	1	1	1	1	100%
5542	1	1	1	1	1	1	1	1	1	1	100%

5543	1	1	1	1	1	1	1	1	1	1	100%
5544	1	1	1	1	1	1	1	1	1	1	100%
5545	1	1	1	1	1	1	1	1	1	1	100%
5546	1	1	1	1	1	1	1	1	1	1	100%
5547	1	1	1	1	1	1	1	1	1	1	100%
5548	1	1	1	1	1	1	1	1	1	1	100%
5549	1	1	1	1	1	1	1	1	1	1	100%
5550	1	1	1	1	1	1	1	1	1	1	100%
5551	1	1	1	1	1	1	1	1	1	1	100%
5552	1	1	1	1	1	1	1	1	1	1	100%
5553	1	1	1	1	1	1	1	1	1	1	100%
5554	1	1	1	1	1	1	1	1	1	1	100%
5555	1	1	1	1	1	1	1	1	1	1	100%
5556	1	1	1	1	1	1	1	1	1	1	100%
5557	1	1	1	1	1	1	1	1	1	1	100%
5558	1	1	1	1	1	1	1	1	1	1	100%
5559	1	1	1	1	1	1	1	1	1	1	100%
5560	1	1	1	1	1	1	1	1	1	1	100%
5561	1	1	1	1	1	1	1	1	1	1	100%
5562	1	1	1	1	1	1	1	1	1	1	100%
5563	1	1	1	1	1	1	1	1	1	1	100%
5564	1	1	1	1	1	1	1	1	1	1	100%
5565	1	1	1	1	1	1	1	1	1	1	100%
5566	1	1	1	1	1	1	1	1	1	1	100%
5567	1	1	1	1	1	1	1	1	1	1	100%
5568	1	1	1	1	1	1	1	1	1	1	100%
5569-F _h	1	1	1	1	1	1	1	1	1	1	100%
5570	0	0	0	0	0	0	0	0	0	0	0%

Detection Bandwidth= $F_h - F_l = 5569 - 5491 = 78\text{MHz}$
the limit=EUT 99% bandwidth $\times 100\% = 76.88\text{MHz}$
The test result: Pass

Test channel: 802.11ax-HE160 5570MHz											
Radar Frequency (MHz)	DFS Detection trials (1 Detection; 0 No Detection)										Detection Rate (%)
5490	0	0	0	0	0	0	0	0	0	0	0%
5491	1	1	0	1	0	0	0	0	0	1	40%
5491.5- F_l	1	1	1	1	1	1	1	1	1	1	100%
5492	1	1	1	1	1	1	1	1	1	1	100%
5497	1	1	1	1	1	1	1	1	1	1	100%
5502	1	1	1	1	1	1	1	1	1	1	100%
5507	1	1	1	1	1	1	1	1	1	1	100%
5512	1	1	1	1	1	1	1	1	1	1	100%
5517	1	1	1	1	1	1	1	1	1	1	100%
5522	1	1	1	1	1	1	1	1	1	1	100%
5527	1	1	1	1	1	1	1	1	1	1	100%
5532	1	1	1	1	1	1	1	1	1	1	100%
5537	1	1	1	1	1	1	1	1	1	1	100%
5542	1	1	1	1	1	1	1	1	1	1	100%
5547	1	1	1	1	1	1	1	1	1	1	100%
5552	1	1	1	1	1	1	1	1	1	1	100%
5557	1	1	1	1	1	1	1	1	1	1	100%
5562	1	1	1	1	1	1	1	1	1	1	100%
5567	1	1	1	1	1	1	1	1	1	1	100%
5572	1	1	1	1	1	1	1	1	1	1	100%

5577	1	1	1	1	1	1	1	1	1	1	100%
5582	1	1	1	1	1	1	1	1	1	1	100%
5587	1	1	1	1	1	1	1	1	1	1	100%
5592	1	1	1	1	1	1	1	1	1	1	100%
5597	1	1	1	1	1	1	1	1	1	1	100%
5602	1	1	1	1	1	1	1	1	1	1	100%
5617	1	1	1	1	1	1	1	1	1	1	100%
5622	1	1	1	1	1	1	1	1	1	1	100%
5627	1	1	1	1	1	1	1	1	1	1	100%
5632	1	1	1	1	1	1	1	1	1	1	100%
5637	1	1	1	1	1	1	1	1	1	1	100%
5642	1	1	1	1	1	1	1	1	1	1	100%
5647	1	1	1	1	1	1	1	1	1	1	100%
5648	1	1	1	1	1	1	1	1	1	1	100%
5648.5-F _H	1	1	1	1	1	1	1	1	1	1	100%
5649	0	1	0	0	1	0	1	0	0	0	30%
5650	0	0	0	0	0	0	0	0	0	0	10%
Detection Bandwidth=F _H -F _L =-5648.5-5491.5=157MHz											
the limit=EUT 99% bandwidthx100% =156.32MHz											
The test result: Pass											

A.6. Statistical Performance Check

Method of Measurement: See KDB 905462 7.8.4

1. Stream the MPEG test file from the Master Device to the Client Device on the test Channel for

the entire period of the test.

2. At time T₀ the Radar Waveform generator sends the individual waveform for each of the Radar

Types 1-6, at levels equal to the DFS Detection Threshold + 1dB, on the Operating Channel.

3. Observe the transmissions of the EUT at the end of the Burst on the Operating Channel for duration greater than 10 seconds for Short Pulse Radar Types 0 to ensure detection occurs.

4. Observe the transmissions of the EUT at the end of the Burst on the Operating Channel for duration greater than 22 seconds for Long Pulse Radar Type 5 to ensure detection occurs.

5. The device can utilize a test mode to demonstrate when detection occurs to prevent the need to

reset the device between trial runs.

6. The Minimum number of trails, minimum percentage of successful detection and the average

minimum percentage of successful detection are found in below table.

Measurement Limit:

Radr Type	Number of Trails	Detection Probability
1	30	>60%
2	30	>60%
3	30	>60%
4	30	>60%
Aggregate (Radar Types 1-4)	120	>80%
5	30	>80%
6	30	>70%

Measurement Results:

802.11ax-HE20 5500MHz

Radar Type 1 - Radar Statistical Performance

RADAR TYPE					
1					Rohde & Schwarz K350 Pulse Sequencer DFS
Trial #	Test Freq. (MHz)	Number of Pulses per Burst	Pulse Width (µsec)	PRI (µs)	Detection (yes/no)
1	5490.4	33	1	1630	1
2	5491.1	28	1	1940	1
3	5491.6	30	1	1791	1
4	5492.2	22	1	2433	1
5	5492.9	57	1	927	1
6	5493.1	77	1	686	1
7	5493.9	63	1	849	0
8	5493.2	64	1	836	0
9	5493.8	91	1	580	1
10	5494.5	23	1	2342	1
11	5495.7	19	1	2870	1
12	5496.2	41	1	1304	1
13	5497.4	18	1	3033	0
14	5498.1	21	1	2618	1

15	5498.9	48	1	1103	1
16	5499.3	27	1	1959	1
17	5500.1	21	1	2538	0
18	5501.2	58	1	916	1
19	5501.9	53	1	1002	0
20	5502.3	24	1	2281	1
21	5502.8	50	1	1064	1
22	5503.6	24	1	2285	1
23	5504.2	25	1	2147	1
24	5505.1	42	1	1268	1
25	5505.7	22	1	2425	1
26	5506.1	44	1	1204	1
27	5506.7	18	1	2938	1
28	5508.2	51	1	1040	1
29	5508.9	19	1	2899	1
30	5509.6	29	1	1823	1
Detection Percentage (%)	83.33%				

Radar Type 2 - Radar Statistical Performance

RADAR TYPE 2						Rohde & Schwarz K350 Pulse Sequencer DFS
Trial #	Test Freq. (MHz)	Number of Pulses per Burst	Pulse Width (µsec)	PRI (µs)	Detection (yes/no)	
1	5490.4	26	3.8	193	1	
2	5491.1	26	4.2	191	1	
3	5491.6	27	1.3	204	0	
4	5492.2	28	3.9	152	1	
5	5492.9	24	2.6	178	1	
6	5493.1	26	3.4	199	1	
7	5493.9	28	1.3	206	0	
8	5493.2	24	4.8	160	1	
9	5493.8	27	2.6	175	1	
10	5494.5	25	4.6	160	1	
11	5495.7	27	1.6	185	1	
12	5496.2	28	4.8	173	1	
13	5497.4	28	3	158	0	
14	5498.1	26	4.6	214	1	

15	5498.9	24	1.1	222	1
16	5499.3	27	3.2	215	1
17	5500.1	26	2.5	167	1
18	5501.2	25	1.1	227	1
19	5501.9	27	2.1	172	1
20	5502.3	24	3	208	1
21	5502.8	23	2.2	227	0
22	5503.6	27	2.8	216	1
23	5504.2	28	2.4	157	1
24	5505.1	27	1.1	184	1
25	5505.7	25	1.4	219	1
26	5506.1	26	2.6	206	1
27	5506.7	24	1.4	184	1
28	5508.2	25	4.9	198	1
29	5508.9	25	1.8	159	1
30	5509.6	25	3.3	174	1
Detection Percentage (%)	86.67%				

Radar Type 3 - Radar Statistical Performance

RADAR TYPE					
3					Rohde & Schwarz K350 Pulse Sequencer DFS
Trial #	Test Freq. (MHz)	Number of Pulses per Burst	Pulse Width (µsec)	PRI (µs)	Detection (yes/no)
1	5490.4	18	7.5	343	1
2	5491.1	17	7.5	239	1
3	5491.6	17	8.4	373	1
4	5492.2	16	7.1	362	1
5	5492.9	16	9.8	400	1
6	5493.1	18	7.8	235	1
7	5493.9	18	8.5	413	1
8	5493.2	17	9.9	259	0
9	5493.8	18	9.7	228	1
10	5494.5	18	9.4	455	1
11	5495.7	17	7.3	260	0
12	5496.2	18	6.9	492	0
13	5497.4	16	7.9	466	1
14	5498.1	16	7.7	440	1

15	5498.9	16	9.3	351	1
16	5499.3	18	6.5	382	1
17	5500.1	17	7.2	244	1
18	5501.2	16	7.3	323	1
19	5501.9	17	7.9	237	1
20	5502.3	17	9.5	265	1
21	5502.8	17	8.8	411	1
22	5503.6	16	6.2	370	1
23	5504.2	17	7.7	452	1
24	5505.1	16	9.2	338	1
25	5505.7	17	7.5	212	1
26	5506.1	18	9.1	241	1
27	5506.7	16	6.8	465	1
28	5508.2	17	6.1	401	1
29	5508.9	16	6.4	490	0
30	5509.6	18	9.8	350	1
Detection Percentage (%)	86.67%				

Radar Type 4 - Radar Statistical Performance

RADAR TYPE					
4					Rohde & Schwarz K350 Pulse Sequencer DFS
Trial #	Test Freq. (MHz)	Number of Pulses per Burst	Pulse Width (µsec)	PRI (µs)	Detection (yes/no)
1	5490.4	13	13.2	346	1
2	5491.1	14	12.2	295	1
3	5491.6	14	18.8	424	1
4	5492.2	12	14.1	272	1
5	5492.9	14	13.8	256	1
6	5493.1	12	19.7	366	1
7	5493.9	13	11.1	261	0
8	5493.2	15	15.9	406	1
9	5493.8	15	13.4	452	1
10	5494.5	12	16.3	444	1
11	5495.7	13	19.8	395	1
12	5496.2	15	18.5	308	1
13	5497.4	14	14.6	422	1
14	5498.1	14	12	367	1

15	5498.9	13	15.4	335	1
16	5499.3	13	13.6	345	1
17	5500.1	13	15.7	476	0
18	5501.2	14	14.7	365	1
19	5501.9	14	15.8	302	1
20	5502.3	14	15.1	243	1
21	5502.8	14	19.2	320	1
22	5503.6	15	17.8	341	1
23	5504.2	14	11.9	304	1
24	5505.1	14	17.8	293	0
25	5505.7	15	16.7	211	1
26	5506.1	14	18.5	327	1
27	5506.7	16	18.6	269	1
28	5508.2	16	12	287	1
29	5508.9	15	17.6	379	1
30	5509.6	13	18.2	273	1
Detection Percentage (%)	90.0%				

Note: In addition an average minimum percentage of successful detection across all four Short pulse radar test waveforms is as follows:

$$\frac{p1+p2+p3+p4}{4} = (83.33\%+86.67\%+86.67\%+90.0\%)/4=86.67\%(>80\%).$$

Radar Type 5 - Radar Statistical Performance

Trail #	Test Freq. (MHz)	1=Detection 0=No Detection	Trail #	Test Freq. (MHz)	1=Detection 0=No Detection
1	5490.5	1	16	5500.0	1
2	5491.0	1	17	5501.4	1
3	5491.7	1	18	5501.8	1
4	5492.5	1	19	5502.4	1
5	5493.2	1	20	5503.0	1
6	5493.8	1	21	5503.6	1
7	5494.3	1	22	5504.2	0
8	5494.9	0	23	5504.8	1
9	5495.4	1	24	5505.6	1

10	5495.8	1	25	5506.1	1
11	5496.5	1	26	5506.8	1
12	5497.4	1	27	5507.6	1
13	5498.0	0	28	5508.2	1
14	5498.7	1	29	5508.9	1
15	5499.4	1	30	5509.5	0
Detection Percentage (%)					86.67%

TYPE 5 PARAMETER SHEET	Rohde & Schwarz Pulse Sequencer
---------------------------------------	------------------------------------

Trial Number : 1

Bursts in Trial: 14

Burst	Number of Pulses	Pulse Width (µsec)	Chirp Width (MHz)	Pulse 1-to-2 PRI (µsec)	Pulse 2-to-3 PRI (µsec)	Start Location Within Interval (msec)
1	2	59.5	7	1120		606.109
2	2	77.9	7	1196		399.557
3	3	65	7	1984	1154	161.734
4	3	53.2	7	1624	1738	546.371
5	3	85.9	7	1502	1190	275.139
6	3	52.4	7	1524	1584	38.596
7	3	81.1	7	1221	1142	63.983
8	2	79.4	7	1375		811.77
9	1	84.9	7			777.977
10	1	59.9	7			94.824
11	1	85.7	7			153.251
12	1	55.7	7			643.729
13	3	97.8	7	1657	1772	781.086
14	2	58.3	7	1877		286.243

TYPE 5	Rohde & Schwarz Pulse Sequencer
---------------	------------------------------------

PARAMETER SHEET

Trial Number : 2

Bursts in Trial: 20

Burst	Number of Pulses	Pulse Width (µsec)	Chirp Width (MHz)	Pulse 1-to-2 PRI (µsec)	Pulse 2-to-3 PRI (µsec)	Start Location Within Interval (msec)
1	2	99.3	6	1375		147.942
2	1	67.6	6			17.97
3	3	61.6	6	1729	1363	191.97
4	2	62.1	6	1761		64.43
5	3	54.3	6	1996	1057	537.82
6	2	66.7	6	1917		333.16
7	2	76.7	6	1989		264.16
8	2	68.2	6	1912		347.01
9	2	63.4	6	1732		188.12
10	2	71.3	6	1174		269.08
11	2	53.9	6	1402		284.92
12	1	97.3	6			287.43
13	2	80.3	6	1480		294.71
14	2	68.7	6	1052		252.48
15	2	56.2	6	1811		287.88
16	2	97.5	6	1773		79.66
17	1	92	6			233.54
18	3	96.6	6	1828	1479	162.8
19	1	87.4	6			549.8
20	3	60.3	6	1589	1807	346.8

TYPE 5 PARAMETER SHEET

Rohde & Schwarz
Pulse Sequencer

Trial Number : 3

Bursts in Trial: 9

Burst	Number of Pulses	Pulse Width	Chirp Width	Pulse 1-to-2 PRI	Pulse 2-to-3	Start Location
-------	------------------	-------------	-------------	------------------	--------------	----------------

		(μ sec)	(MHz)	(μ sec)	PRI (μ sec)	Within Interval (msec)
1	1	80.3	12			1190.38
2	2	76.1	12	1084		1256.627
3	3	65.9	12	1782	1119	818.023
4	2	64.2	12	1888		584.4
5	2	93.7	12	1745		1324.537
6	2	90.9	12	1651		244.773
7	2	88.8	12	1319		1266.78
8	1	93.7	12			348.507
9	2	60.1	12	1801		242.033

TYPE 5
PARAMETER
SHEET

Rohde & Schwarz
Pulse Sequencer

Trial Number : 4

Bursts in Trial: 9

Burst	Number of Pulses	Pulse Width (μ sec)	Chirp Width (MHz)	Pulse 1-to-2 PRI (μ sec)	Pulse 2-to-3 PRI (μ sec)	Start Location Within Interval (msec)
1	1	89.9	18			1176.61
2	3	79.6	18	1418	1918	91.297
3	1	68.6	18			784.983
4	2	84	18	1414		975.81
5	3	98.7	18	1386	1711	1198.377
6	2	57.4	18	1732		737.983
7	1	91.8	18			437.43
8	2	56.7	18	1626		880.067
9	3	67.9	18	1292	1636	1275.033

TYPE 5
PARAMETER
SHEET

Rohde & Schwarz
Pulse Sequencer

Trial Number : 5						
Bursts in Trial: 15						
Burst	Number of Pulses	Pulse Width (µsec)	Chirp Width (MHz)	Pulse 1-to-2 PRI (µsec)	Pulse 2-to-3 PRI (µsec)	Start Location Within Interval (msec)
1	2	89.3	7	1622		305.636
2	3	64.8	7	1580	1277	501.29
3	3	97.5	7	1839	1364	80.64
4	3	86	7	1038	1429	672.41
5	2	74.9	7	1213		3.73
6	2	94.7	7	1185		215.87
7	1	85	7			793.14
8	3	70.1	7	1228	1583	126.03
9	1	77.9	7			695.91
10	1	55.7	7			501.85
11	1	92.5	7			732.5
12	1	74.1	7			235.38
13	2	51.5	7	1007		132.37
14	2	88.8	7	1885		68.2
15	2	56.5	7	1228		115.7

TYPE 5						
PARAMETER SHEET						Rohde & Schwarz Pulse Sequencer
Trial Number : 6						
Bursts in Trial: 15						
Burst	Number of Pulses	Pulse Width (µsec)	Chirp Width (MHz)	Pulse 1-to-2 PRI (µsec)	Pulse 2-to-3 PRI (µsec)	Start Location Within Interval (msec)
1	2	85.4	19	1546		316.65
2	3	63	19	1315	1573	431.6
3	3	82.7	19	1216	1101	666.08
4	2	70.6	19	1357		166.98
5	2	50.1	19	1399		161.99
6	3	94.4	19	1552	1263	343.44

7	3	82.9	19	1125	1521	718.51
8	1	87	19			493.76
9	1	51.1	19			350.89
10	1	79.1	19			53.71
11	3	97.9	19	1619	1487	151.35
12	2	70.3	19	1437		94.32
13	2	71.6	19	1851		136.19
14	2	66.3	19	1069		324.6
15	2	97.2	19	1082		496.1

TYPE 5	Rohde & Schwarz
PARAMETER	Pulse Sequencer
SHEET	

Trial Number : 7

Bursts in Trial: 15

Burst	Number of Pulses	Pulse Width (µsec)	Chirp Width (MHz)	Pulse 1-to-2 PRI (µsec)	Pulse 2-to-3 PRI (µsec)	Start Location Within Interval (msec)
1	3	68.7	5	1160	1995	253.327
2	1	96.2	5			614.91
3	3	88.3	5	1095	1922	234.42
4	2	73.9	5	1822		769.36
5	1	76.4	5			484.92
6	1	99	5			225.82
7	2	65.7	5	1021		314.65
8	3	82.6	5	1963	1345	224.11
9	2	75.9	5	1301		80.03
10	3	95.3	5	1273	1763	71.22
11	2	68.6	5	1923		489.86
12	3	89	5	1308	1019	54.83
13	2	51.7	5	1183		780.4
14	3	66.7	5	1570	1881	495.4
15	3	74.6	5	1776	1709	706.6

TYPE 5

PARAMETER SHEET

Rohde & Schwarz
Pulse Sequencer

Trial Number : 8

Bursts in Trial: 14

Burst	Number of Pulses	Pulse Width (µsec)	Chirp Width (MHz)	Pulse 1-to-2 Spacing (µsec)	Pulse 2-to-3 PRI (µsec)	Start Location Within Interval (msec)
1	1	91.3	17			140.347
2	2	67.7	17	1185		664.797
3	2	54.7	17	1614		709.404
4	1	94.3	17			558.031
5	2	76.1	17	1626		524.649
6	2	94.7	17	1249		61.916
7	2	51.6	17	1949		672.913
8	3	72.9	17	1232	1808	444.5
9	2	51.1	17	1598		406.057
10	1	80.7	17			282.554
11	3	89.1	17	1108	1871	807.041
12	2	55.3	17	1555		213.539
13	1	69.1	17			755.886
14	3	54.6	17	1889	1904	437.543

TYPE 5
PARAMETER
SHEET

Rohde & Schwarz
Pulse Sequencer

Trial Number : 9

Bursts in Trial: 13

Burst	Number of Pulses	Pulse Width (µsec)	Chirp Width (MHz)	Pulse 1-to-2 PRI (µsec)	Pulse 2-to-3 PRI (µsec)	Start Location Within Interval (msec)
1	3	88.4	18	1903	1705	167.846
2	3	68	18	1644	1476	178.163
3	2	88.9	18	1424		891.246
4	3	95.2	18	1794	1531	846.109
5	1	58.9	18			28.732
6	1	93.6	18			55.895
7	2	93.3	18	1796		469.318
8	3	99.3	18	1230	1656	431.082
9	2	67.3	18	1141		856.875
10	1	68.3	18			440.188
11	2	72.6	18	1524		626.871
12	1	56.2	18			115.654
13	2	85.4	18	1967		868.877

TYPE 5
PARAMETER
SHEET

Rohde & Schwarz
Pulse Sequencer

Trial Number : 10

Bursts in Trial: 17

Burst	Number of Pulses	Pulse Width (µsec)	Chirp Width (MHz)	Pulse 1-to-2 PRI (µsec)	Pulse 2-to-3 PRI (µsec)	Start Location Within Interval (msec)
1	3	82.4	17	1653	1829	556.486
2	1	50.8	17			574.558

3	1	88	17			508.765
4	1	92.7	17			30.823
5	3	75.1	17	1479	1990	370.761
6	2	55.1	17	1501		288.868
7	2	74.6	17	1849		104.626
8	2	76.2	17	1160		489.194
9	2	64	17	1739		67.821
10	2	91.7	17	1870		583.369
11	2	70.1	17	1368		666.606
12	1	91.9	17			677.214
13	2	50.3	17	1912		608.232
14	2	73.7	17	1671		244.859
15	2	72.3	17	1647		135.547
16	3	86.5	17	1801	1768	196.265
17	3	56.7	17	1835	1537	283.382

TYPE 5 PARAMETER SHEET							Rohde & Schwarz Pulse Sequencer
Trial Number : 11							
Bursts in Trial: 16							
Burst	Number of Pulses	Pulse Width (µsec)	Chirp Width (MHz)	Pulse 1-to-2 PRI (µsec)	Pulse 2-to-3 PRI (µsec)	Start Location Within Interval (msec)	
1	1	57.4	8			429.722	
2	1	69.6	8			232.059	
3	1	67.7	8			330.35	
4	3	56.3	8	1565	1319	378.47	
5	2	74.3	8	1674		101.69	
6	2	95	8	1521		341.2	
7	3	52	8	1664	1043	204.82	
8	3	90.1	8	1721	1741	85.83	
9	2	53.9	8	1480		560.89	
10	1	62	8			261.09	
11	2	88.6	8	1411		234.79	
12	2	59.3	8	1979		369.8	
13	3	94.9	8	1250	1718	621.42	

14	3	80.6	8	1691	1320	265.5
15	3	98.3	8	1986	1473	512.4
16	2	62.6	8	1845		580.1

<h2 style="margin: 0;">TYPE 5</h2> <h2 style="margin: 0;">PARAMETER</h2> <h2 style="margin: 0;">SHEET</h2>	Rohde & Schwarz Pulse Sequencer
--	------------------------------------

Trial Number : 12

Bursts in Trial: 11

Burst	Number of Pulses	Pulse Width (µsec)	Chirp Width (MHz)	Pulse 1-to-2 PRI (µsec)	Pulse 2-to-3 PRI (µsec)	Start Location Within Interval (msec)
1	1	78.1	11			901.877
2	2	68.3	11	1377		470.551
3	1	54.2	11			659.242
4	1	56.2	11			28.923
5	2	54.6	11	1113		122.684
6	1	84.1	11			647.015
7	2	95.3	11	1506		526.885
8	3	59.7	11	1041	1147	806.136
9	3	51.6	11	1458	1253	315.147
10	2	55.6	11	1094		954.918
11	2	98.7	11	1504		136.409

TYPE 5

PARAMETER

SHEET

Rohde & Schwarz
Pulse Sequencer

Trial Number : 13

Bursts in Trial: 14

Burst	Number of Pulses	Pulse Width (µsec)	Chirp Width (MHz)	Pulse 1-to-2 PRI (µsec)	Pulse 2-to-3 PRI (µsec)	Start Location Within Interval (msec)
1	2	99.4	15	1142		129.722
2	2	84.7	15	1450		119.426
3	3	89.2	15	1462	1828	98.574
4	2	61.4	15	1048		308.021
5	2	89.9	15	1546		418.999
6	3	91.7	15	1280	1460	414.116
7	2	87.2	15	1803		489.033
8	3	70.3	15	1736	1092	65.75
9	1	57.4	15			617.307
10	1	78.7	15			618.644
11	2	59	15	1120		490.791
12	2	85.8	15	1498		676.629
13	2	63.1	15	1791		581.886
14	3	97.6	15	1617	1781	701.043

TYPE 5

PARAMETER

SHEET

Rohde & Schwarz
Pulse Sequencer

Trial Number : 14

Bursts in Trial: 18

Burst	Number of Pulses	Pulse Width (µsec)	Chirp Width (MHz)	Pulse 1-to-2 PRI (µsec)	Pulse 2-to-3 PRI (µsec)	Start Location Within Interval (msec)
1	2	80.8	16	1803		559.057

2	1	54.9	16			238.04
3	2	73.1	16	1683		213.377
4	2	88.3	16	1443		321.52
5	3	97	16	1080	1835	264.653
6	2	90.7	16	1578		508.897
7	2	90.5	16	1197		241.22
8	3	51.4	16	1936	1621	486.803
9	1	50	16			424.307
10	2	98.7	16	1401		657.49
11	3	74	16	1765	1240	189.203
12	3	79.3	16	1370	1300	138.417
13	2	55	16	1271		244.66
14	3	90.3	16	1898	1538	587.643
15	3	52.2	16	1199	1230	334.637
16	2	77	16	1617		65
17	1	84.8	16			252.233
18	3	80.9	16	1862	1383	632.567

TYPE 5						
PARAMETER						Rohde & Schwarz
						Pulse Sequencer
SHEET						
Trial Number : 15						
Bursts in Trial: 13						
Burst	Number of Pulses	Pulse Width (µsec)	Chirp Width (MHz)	Pulse 1-to-2 PRI (µsec)	Pulse 2-to-3 PRI (µsec)	Start Location Within Interval (msec)
1	1	66.6	11			247.287
2	2	84	11	1367		329.783
3	1	61.3	11			77.986
4	3	54.3	11	1214	1094	576.709
5	2	51.4	11	1298		339.692
6	2	60.2	11	1028		679.435
7	2	96.1	11	1679		526.428
8	1	99.5	11			710.342
9	2	98.5	11	1587		516.595
10	1	57.6	11			704.788
11	1	58.4	11			474.561

12	1	95.3	11			412.154
13	3	79.8	11	1298	1191	674.977

<p>TYPE 5</p> <p>PARAMETER</p> <p>SHEET</p>	<p>Rohde & Schwarz</p> <p>Pulse Sequencer</p>
--	---

Trial Number : 16

Bursts in Trial: 12

Burst	Number of Pulses	Pulse Width (µsec)	Chirp Width (MHz)	Pulse 1-to-2 PRI (µsec)	Pulse 2-to-3 PRI (µsec)	Start Location Within Interval (msec)
1	3	99.9	14	1230	1531	420.536
2	1	77.5	14			245.16
3	1	82.6	14			255.7
4	3	81.2	14	1820	1146	881.06
5	2	58.2	14	1423		425.76
6	1	87	14			19.46
7	3	92.7	14	1430	1627	271.2
8	3	90.5	14	1803	1278	129.96
9	3	83.1	14	1036	1205	705.03
10	3	65	14	1911	1193	587.85
11	3	50.8	14	1422	1987	712.8
12	3	59.3	14	1420	1050	281.2

TYPE 5						
PARAMETER						Rohde & Schwarz
						Pulse Sequencer
SHEET						
Trial Number : 17						
Bursts in Trial: 12						
Burst	Number of Pulses	Pulse Width (µsec)	Chirp Width (MHz)	Pulse 1-to-2 PRI (µsec)	Pulse 2-to-3 PRI (µsec)	Start Location Within Interval (msec)
1	2	84.1	11	1150		252.312
2	1	99	11			391.89
3	3	84.4	11	1366	1880	815.54
4	1	58.6	11			30.55
5	1	61.3	11			964.48
6	1	74.1	11			38.69
7	2	59.3	11	1831		291.65
8	3	65.3	11	1430	1720	733.24
9	2	77.8	11	1475		102.46
10	1	97.8	11			888.17
11	1	74	11			325.4
12	2	93.4	11	1368		374.5

TYPE 5						
PARAMETER						Rohde & Schwarz
						Pulse Sequencer
SHEET						
Trial Number : 18						
Bursts in Trial: 10						
Burst	Number of Pulses	Pulse Width (µsec)	Chirp Width (MHz)	Pulse 1-to-2 PRI (µsec)	Pulse 2-to-3 PRI (µsec)	Start Location Within Interval (msec)
1	2	61.7	11	1828		178.063
2	3	64.9	11	1248	1453	1062

3	2	78.2	11	1143		1048.04
4	1	86.9	11			125.03
5	2	57.5	11	1899		374.99
6	1	51.8	11			743.66
7	2	77	11	1514		559.64
8	3	79.3	11	1212	1616	771.32
9	3	65.4	11	1071	1528	755.3
10	2	62.3	11	1069		966

TYPE 5						
PARAMETER						Rohde & Schwarz
						Pulse Sequencer
SHEET						
Trial Number : 19						
Bursts in Trial: 11						
Burst	Number of Pulses	Pulse Width (µsec)	Chirp Width (MHz)	Pulse 1-to-2 PRI (µsec)	Pulse 2-to-3 PRI (µsec)	Start Location Within Interval (msec)
1	3	82	6	1866	1684	803.179
2	2	85.9	6	1383		677.551
3	3	78.9	6	1918	1964	230.402
4	3	77.4	6	1357	1939	539.483
5	2	51.8	6	1257		308.414
6	1	52.8	6			127.845
7	1	73.2	6			63.875
8	2	77.8	6	1406		43.886
9	3	99.2	6	1805	1608	413.367
10	1	71.4	6			440.318
11	3	57.3	6	1281	1995	130.509

<h1 style="margin: 0;">TYPE 5</h1> <h2 style="margin: 0;">PARAMETER SHEET</h2>	Rohde & Schwarz Pulse Sequencer
--	------------------------------------

Trial Number : 20

Bursts in Trial: 20

Burst	Number of Pulses	Pulse Width (µsec)	Chirp Width (MHz)	Pulse 1-to-2 PRI (µsec)	Pulse 2-to-3 PRI (µsec)	Start Location Within Interval (msec)
1	1	65	10			98.377
2	2	96.9	10	1727		405.56
3	2	59.6	10	1061		199.21
4	3	56.6	10	1154	1028	117.34
5	2	66.7	10	1059		233.55
6	1	59.4	10			423.62
7	3	66.4	10	1402	1520	527.24
8	2	64.1	10	1448		272.78
9	2	85	10	1685		250.21
10	2	78.7	10	1450		61.59
11	3	97.4	10	1902	1514	364.36
12	2	74.3	10	1313		516.55
13	3	51.7	10	1394	1968	78.96
14	2	54.7	10	1361		89
15	2	59.8	10	1476		272.85
16	3	84.1	10	1538	1893	426.73
17	2	85.2	10	1852		114.23
18	3	53	10	1085	1444	421.2
19	3	52.5	10	1658	1330	514.5
20	2	62.9	10	1018		13.4

TYPE 5

PARAMETER SHEET

Rohde & Schwarz
Pulse Sequencer

Trial Number : 21

Bursts in Trial: 19

Burst	Number of Pulses	Pulse Width (µsec)	Chirp Width (MHz)	Pulse 1-to-2 PRI (µsec)	Pulse 2-to-3 PRI (µsec)	Start Location Within Interval (msec)
1	1	94.3	6			69.576
2	1	92.7	6			577.321
3	2	95	6	1454		447.142
4	2	50.6	6	1136		477.093
5	2	52.9	6	1168		184.264
6	2	61.9	6	1067		254.785
7	2	77.7	6	1066		616.416
8	2	88	6	1591		221.167
9	2	75	6	1595		121.228
10	1	60.2	6			578.709
11	1	74.7	6			535.751
12	1	56.2	6			141.892
13	1	71.4	6			249.743
14	2	64.9	6	1727		242.424
15	3	91	6	1746	1493	612.375
16	2	89.8	6	1788		26.846
17	2	89.4	6	1216		547.837
18	3	70.1	6	1835	1838	237.158
19	1	93.8	6			321.979

TYPE 5

PARAMETER SHEET

Rohde & Schwarz
Pulse Sequencer

Trial Number : 22

Bursts in Trial: 10

Burst	Number of Pulses	Pulse Width (µsec)	Chirp Width (MHz)	Pulse 1-to-2 PRI (µsec)	Pulse 2-to-3 PRI (µsec)	Start Location Within Interval (msec)
1	2	90.2	6	1342		790.875
2	2	98.3	6	1496		744.49
3	2	63.4	6	1975		991.57
4	2	69.5	6	1137		577.55
5	2	82.4	6	1558		1123.06
6	2	95.9	6	1896		87.11
7	2	74.2	6	1094		595.39
8	3	73.6	6	1457	1094	329.45
9	2	67.3	6	1921		1135.9
10	2	78.5	6	1514		550.5

TYPE 5

PARAMETER SHEET

Rohde & Schwarz
Pulse Sequencer

Trial Number : 23

Bursts in Trial: 11

Burst	Number of Pulses	Pulse Width (µsec)	Chirp Width (MHz)	Pulse 1-to-2 PRI (µsec)	Pulse 2-to-3 PRI (µsec)	Start Location Within Interval (msec)
1	2	57.4	5	1887		701.743
2	2	61.4	5	1924		895.861
3	1	70.5	5			270.802
4	1	68.5	5			1061.993
5	3	61.1	5	1006	1372	763.644

6	1	97.6	5			287.805
7	1	98	5			315.115
8	3	57.3	5	1474	1006	175.906
9	2	99.7	5	1024		936.337
10	3	61.2	5	1418	1502	741.718
11	3	65.8	5	1123	1311	886.309

TYPE 5

PARAMETER SHEET

Rohde & Schwarz
Pulse Sequencer

Trial Number : 24

Bursts in Trial: 14

Burst	Number of Pulses	Pulse Width (µsec)	Chirp Width (MHz)	Pulse 1-to-2 PRI (µsec)	Pulse 2-to-3 PRI (µsec)	Start Location Within Interval (msec)
1	2	60.1	18	1974		714.127
2	1	80.3	18			666.177
3	2	66	18	1352		744.044
4	1	96.9	18			257.071
5	3	85.3	18	1228	1403	578.639
6	2	94.2	18	1964		559.426
7	1	93.1	18			732.693
8	3	63.3	18	1859	1164	796.34
9	3	63.9	18	1783	1362	409.227
10	3	90.4	18	1371	1953	107.904
11	3	94.6	18	1415	1059	699.401
12	2	61.5	18	1506		637.829
13	1	93.8	18			402.286
14	2	93.7	18	1913		104.243

TYPE 5

PARAMETER SHEET

Rohde & Schwarz
Pulse Sequencer

Trial Number : 25

Bursts in Trial: 15

Burst	Number of Pulses	Pulse Width (µsec)	Chirp Width (MHz)	Pulse 1-to-2 PRI (µsec)	Pulse 2-to-3 PRI (µsec)	Start Location Within Interval (msec)
1	3	87.8	15	1688	1656	331.776
2	2	84.8	15	1791		264.65
3	1	54.8	15			687.04
4	3	77.6	15	1462	1865	294.92
5	1	92.3	15			556.91
6	2	70.6	15	1010		27.42
7	2	60.4	15	1059		239.29
8	2	85	15	1253		679.55
9	2	80.3	15	1172		536.65
10	1	68.8	15			364.5
11	2	95.2	15	1087		292.67
12	2	78.4	15	1064		715.62
13	2	98.8	15	1539		456.4
14	2	70.3	15	1261		402.9
15	1	94.6	15			630.2

TYPE 5

PARAMETER

SHEET

Rohde & Schwarz
Pulse Sequencer

Trial Number : 26

Bursts in Trial: 14

Burst	Number of Pulses	Pulse Width (µsec)	Chirp Width (MHz)	Pulse 1-to-2 PRI (µsec)	Pulse 2-to-3 PRI (µsec)	Start Location Within Interval (msec)
1	1	57.5	6			71.215
2	3	86.8	6	1867	1600	776.147
3	2	55.4	6	1371		309.064
4	2	93.5	6	1083		408.961
5	3	78	6	1643	1872	251.399
6	3	80.8	6	1851	1169	327.416
7	2	73.2	6	1916		505.833
8	1	78.9	6			152.16
9	3	70.4	6	1896	1251	762.037
10	1	76.3	6			124.374
11	2	52.8	6	1516		196.151
12	2	65.7	6	1763		374.039
13	1	89.4	6			820.886
14	2	70.1	6	1729		651.543

TYPE 5

PARAMETER

SHEET

Rohde & Schwarz
Pulse Sequencer

Trial Number : 27

Bursts in Trial: 12

Burst	Number of Pulses	Pulse Width (µsec)	Chirp Width (MHz)	Pulse 1-to-2 PRI (µsec)	Pulse 2-to-3 PRI (µsec)	Start Location Within Interval (msec)
1	3	75.6	14	1916	1838	580.677

2	2	59.6	14	1934		565.56
3	2	53	14	1954		808.61
4	1	67.5	14			731.79
5	1	52.2	14			560.9
6	2	65.4	14	1395		633.9
7	2	66.1	14	1989		103.77
8	2	88.3	14	1955		587.56
9	1	92.1	14			238.19
10	3	84.5	14	1369	1634	100.86
11	2	77.2	14	1633		883.4
12	2	98.5	14	1069		745.9

TYPE 5						
PARAMETER SHEET						Rohde & Schwarz Pulse Sequencer
Trial Number : 28						
Bursts in Trial: 11						
Burst	Number of Pulses	Pulse Width (µsec)	Chirp Width (MHz)	Pulse 1-to-2 PRI (µsec)	Pulse 2-to-3 PRI (µsec)	Start Location Within Interval (msec)
1	3	70.6	13	1240	1442	306.716
2	3	62.7	13	1704	1980	872.521
3	3	50.4	13	1905	1985	803.812
4	2	75.4	13	1359		717.283
5	2	86.1	13	1300		461.474
6	3	98.1	13	1479	1216	846.335
7	2	58	13	1250		639.505
8	3	81	13	1798	1877	259.656
9	1	63.5	13			548.417
10	2	61.4	13	1226		636.718
11	2	70.8	13	1574		318.909

TYPE 5

PARAMETER SHEET

Rohde & Schwarz
Pulse Sequencer

Trial Number : 29

Bursts in Trial: 11

Burst	Number of Pulses	Pulse Width (µsec)	Chirp Width (MHz)	Pulse 1-to-2 PRI (µsec)	Pulse 2-to-3 PRI (µsec)	Start Location Within Interval (msec)
1	1	60.9	16			208.419
2	1	73.6	16			510.781
3	3	63.3	16	1953	1503	30.482
4	3	91.8	16	1544	1017	186.623
5	2	95.5	16	1471		469.504
6	3	92.9	16	1225	1240	914.095
7	1	70.6	16			1004.705
8	1	86.7	16			475.616
9	3	51.6	16	1589	1114	223.147
10	2	96.7	16	1697		801.918
11	3	75.8	16	1809	1459	37.309

TYPE 5

PARAMETER SHEET

Rohde & Schwarz
Pulse Sequencer

Trial Number : 30

Bursts in Trial: 13

Burst	Number of Pulses	Pulse Width (µsec)	Chirp Width (MHz)	Pulse 1-to-2 PRI (µsec)	Pulse 2-to-3 PRI (µsec)	Start Location Within Interval (msec)
1	2	89	12	1220		176.501
2	2	64.4	12	1630		593.373
3	2	58.5	12	1933		792.326
4	2	59.5	12	1230		387.809

5	2	77.9	12	1641		468.542
6	3	51.9	12	1875	1774	120.305
7	2	88.9	12	1638		0.918
8	1	88.5	12			711.642
9	1	98.2	12			258.165
10	2	87.1	12	1461		33.368
11	2	79.1	12	1269		710.451
12	3	56.4	12	1002	1115	857.254
13	2	63.8	12	1094		317.777

Radar Type 6 - Radar Statistical Performance

Trail #	Test Freq. (MHz)	1=Detection 0=No Detection	Trail #	Test Freq. (MHz)	1=Detection 0=No Detection
1	5490.5	1	16	5500.0	1
2	5491.0	1	17	5501.4	1
3	5491.7	1	18	5501.8	1
4	5492.5	1	19	5502.4	0
5	5493.2	1	20	5503.0	1
6	5493.8	1	21	5503.6	1
7	5494.3	1	22	5504.2	0
8	5494.9	0	23	5504.8	1
9	5495.4	0	24	5505.6	1
10	5495.8	1	25	5506.1	1
11	5496.5	1	26	5506.8	0
12	5497.4	1	27	5507.6	1
13	5498.0	1	28	5508.2	1
14	5498.7	1	29	5508.9	1
15	5499.4	1	30	5509.5	1
Detection Percentage (%)					83.33%

Trial Number : 1			Trial Number : 2		
Hopping Number	Frequency (MHz)	Pulse Start (ms)	Hopping Number	Frequency (MHz)	Pulse Start (ms)
14	5490	42	13	5493	39
25	5491	75	23	5495	69
45	5492	135	34	5496	102
87	5494	261	64	5497	192
/	/	/	87	5498	261
/	/	/	57	5501	171
/	/	/	98	5502	294

Trial Number : 3			Trial Number : 4		
Hopping Number	Frequency (MHz)	Pulse Start (ms)	Hopping Number	Frequency (MHz)	Pulse Start (ms)
13	5501	39	8	5505	24
45	5502	135	23	5491	69
67	5503	201	66	5494	198
88	5506	264	65	5492	195
/	/	/	53	5493	159
/	/	/	43	5496	129
/	/	/	85	5497	255
/	/	/	55	5499	165

Trial Number : 5			Trial Number : 6		
Hopping Number	Frequency (MHz)	Pulse Start (ms)	Hopping Number	Frequency (MHz)	Pulse Start (ms)
41	5490	123	42	5493	126
67	5492	201	35	5501	105
45	5494	135	58	5505	174
68	5496	204	78	5497	234
25	5498	75	57	5498	171
54	5500	162	40	5496	120
/	/	/	33	5506	99

Trial Number : 7			Trial Number : 8		
Hopping Number	Frequency (MHz)	Pulse Start (ms)	Hopping Number	Frequency (MHz)	Pulse Start (ms)
51	5500	153	57	5501	171
65	5506	195	75	5503	225
56	5504	168	36	5493	108
67	5492	201	55	5491	165

58	5495	174	43	5505	129
63	5498	189	89	5496	267
/	/	/	58	5507	174

Trial Number : 9			Trial Number : 10		
Hopping Number	Frequency (MHz)	Pulse Start (ms)	Hopping Number	Frequency (MHz)	Pulse Start (ms)
36	5493	108	35	5491	105
24	5494	72	27	5490	81
26	5495	78	26	5492	78
30	5498	90	65	5496	195
/	/	/	34	5497	102
/	/	/	22	5501	66
/	/	/	58	5502	174

Trial Number : 11			Trial Number : 12		
Hopping Number	Frequency (MHz)	Pulse Start (ms)	Hopping Number	Frequency (MHz)	Pulse Start (ms)
36	5501	108	46	5492	138
46	5493	138	67	5508	201
11	5491	33	32	5509	96
34	5501	102	42	5496	126
/	/	/	35	5495	105
/	/	/	22	5504	66

Trial Number : 13			Trial Number : 14		
Hopping Number	Frequency (MHz)	Pulse Start (ms)	Hopping Number	Frequency (MHz)	Pulse Start (ms)
31	5492	93	34	5491	102
56	5493	168	67	5504	201
88	5495	264	56	5505	168
67	5503	201	59	5494	177
/	/	/	68	5497	204
/	/	/	77	5502	231
/	/	/	39	5509	117

Trial Number : 15			Trial Number : 16		
Hopping Number	Frequency (MHz)	Pulse Start (ms)	Hopping Number	Frequency (MHz)	Pulse Start (ms)
21	5496	63	35	5491	105
13	5491	39	54	5505	162

43	5503	129	88	5509	264
33	5506	99	66	5498	198
/	/	/	46	5499	138
/	/	/	68	5500	204
/	/	/	44	5501	132

Trial Number : 17			Trial Number : 18		
Hopping Number	Frequency (MHz)	Pulse Start (ms)	Hopping Number	Frequency (MHz)	Pulse Start (ms)
38	5501	114	33	5503	99
45	5502	135	25	5492	75
56	5505	168	36	5493	108
78	5504	234	89	5495	267
/	/	/	78	5499	234
/	/	/	57	5498	171

Trial Number : 19			Trial Number : 20		
Hopping Number	Frequency (MHz)	Pulse Start (ms)	Hopping Number	Frequency (MHz)	Pulse Start (ms)
55	5490	165	18	5500	54
56	5492	168	35	5501	105
97	5494	291	21	5505	63
27	5497	81	97	5507	291
/	/	/	34	5499	102
/	/	/	65	5498	195

Trial Number : 21			Trial Number : 22		
Hopping Number	Frequency (MHz)	Pulse Start (ms)	Hopping Number	Frequency (MHz)	Pulse Start (ms)
36	5500	108	18	5494	54
47	5502	141	26	5497	78
53	5491	159	68	5501	204
38	5503	114	89	5499	267
/	/	/	32	5503	96
/	/	/	57	5506	171
/	/	/	35	5508	105

Trial Number : 23			Trial Number : 24		
Hopping Number	Frequency (MHz)	Pulse Start (ms)	Hopping Number	Frequency (MHz)	Pulse Start (ms)
14	5492	42	75	5506	225

24	5495	72	25	5508	75
43	5496	129	78	5501	234
65	5499	195	36	5504	108
/	/	/	88	5507	264
/	/	/	37	5508	111

Trial Number : 25			Trial Number : 26		
Hopping Number	Frequency (MHz)	Pulse Start (ms)	Hopping Number	Frequency (MHz)	Pulse Start (ms)
26	5490	78	53	5491	159
11	5498	33	35	5503	105
22	5507	66	33	5508	99
35	5495	105	36	5502	108
/	/	/	56	5509	168
/	/	/	64	5506	192
/	/	/	37	5499	111

Trial Number : 27			Trial Number : 28		
Hopping Number	Frequency (MHz)	Pulse Start (ms)	Hopping Number	Frequency (MHz)	Pulse Start (ms)
12	5491	36	27	5497	81
18	5495	54	57	5499	171
28	5502	84	46	5500	138
36	5504	108	27	5490	81
/	/	/	46	5492	138
/	/	/	68	5505	204

Trial Number : 29			Trial Number : 30		
Hopping Number	Frequency (MHz)	Pulse Start (ms)	Hopping Number	Frequency (MHz)	Pulse Start (ms)
21	5501	63	35	5502	105
25	5492	75	65	5507	195
46	5495	138	52	5494	156
75	5498	225	89	5491	267
/	/	/	56	5501	168
/	/	/	43	5506	129

802.11ax-HE40-5510MHz

Radar Type 1 - Radar Statistical Performance

RADAR TYPE					Rohde & Schwarz K350 Pulse Sequencer DFS
1					
Trial #	Test Freq. (MHz)	Number of Pulses per Burst	Pulse Width (µsec)	PRI (µs)	Detection (yes/no)
1	5491.1	18	1	3000	1
2	5492.3	26	1	2056	1
3	5494.4	29	1	1863	1
4	5495.9	18	1	3005	1
5	5496.4	26	1	2092	1
6	5497.8	37	1	1426	1
7	5498.6	22	1	2412	1
8	5499.8	102	1	520	0
9	5502.7	26	1	2042	1
10	5503.2	23	1	2304	1
11	5504.3	77	1	692	1
12	5505.9	26	1	2090	1
13	5506.2	27	1	1968	1
14	5508.5	46	1	1171	0
15	5509.6	44	1	1202	1
16	5511.2	47	1	1135	1
17	5513.2	21	1	2572	1
18	5514.5	24	1	2215	1
19	5515.5	24	1	2213	1
20	5516.8	28	1	1942	1
21	5517.5	19	1	2848	0
22	5518.4	62	1	855	1
23	5519.9	62	1	851	1
24	5521.3	20	1	2679	1
25	5522.7	57	1	938	1
26	5524.6	91	1	584	0
27	5526.4	20	1	2681	0
28	5527.4	28	1	1918	1
29	5528.3	29	1	1882	1
30	5529.8	18	1	3065	1
Detection Percentage (%)	83.3%				

Radar Type 2 - Radar Statistical Performance

RADAR TYPE					Rohde & Schwarz K350 Pulse Sequencer DFS
2					
Trial #	Test Freq. (MHz)	Number of Pulses per Burst	Pulse Width (µsec)	PRI (µs)	Detection (yes/no)
1	5491.1	28	2.6	184	1
2	5492.3	27	2.8	159	1
3	5494.4	27	4.7	190	1
4	5495.9	24	3.2	200	1
5	5496.4	24	2.7	180	1
6	5497.8	25	4.6	203	1
7	5498.6	24	4.4	226	0
8	5499.8	27	1	217	0
9	5502.7	27	1.1	183	1
10	5503.2	24	2.7	151	1
11	5504.3	28	2.7	172	1
12	5505.9	26	3.4	163	1
13	5506.2	29	4.5	171	1
14	5508.5	25	1.1	151	1
15	5509.6	27	3.3	191	1
16	5511.2	27	2.6	216	0
17	5513.2	28	1.7	226	1
18	5514.5	28	3.3	178	1
19	5515.5	28	4.8	185	1
20	5516.8	26	4.8	173	1
21	5517.5	24	2.4	169	0
22	5518.4	26	2.5	177	1
23	5519.9	23	3.5	159	1
24	5521.3	28	4.6	161	0
25	5522.7	25	1.8	195	1
26	5524.6	25	1.8	218	1
27	5526.4	26	4	224	1
28	5527.4	28	3	175	1
29	5528.3	24	3.4	182	1
30	5529.8	28	4.3	221	1
Detection Percentage (%)	83.3%				

Radar Type 3 - Radar Statistical Performance

RADAR TYPE					Rohde & Schwarz K350 Pulse Sequencer DFS
3					
Trial #	Test Freq. (MHz)	Number of Pulses per Burst	Pulse Width (µsec)	PRI (µs)	Detection (yes/no)
1	5491.1	16	7.1	336	1
2	5492.3	17	9.8	234	1
3	5494.4	17	8.3	422	0
4	5495.9	17	9.2	430	1
5	5496.4	17	8.4	356	0
6	5497.8	17	8.8	244	1
7	5498.6	17	6.8	440	1
8	5499.8	18	9.2	326	1
9	5502.7	17	6.8	242	1
10	5503.2	16	7.3	233	1
11	5504.3	16	9.3	455	1
12	5505.9	17	8	285	1
13	5506.2	17	9.7	423	1
14	5508.5	18	9.8	272	1
15	5509.6	17	6.8	370	0
16	5511.2	17	7.2	224	1
17	5513.2	17	7.4	258	1
18	5514.5	16	8.9	468	1
19	5515.5	18	9.6	359	1
20	5516.8	17	7.6	487	0
21	5517.5	17	7.3	272	1
22	5518.4	18	9.5	304	1
23	5519.9	17	6.3	234	1
24	5521.3	17	7.7	264	1
25	5522.7	17	8.9	398	1
26	5524.6	16	6.1	208	0
27	5526.4	16	7.8	429	1
28	5527.4	18	6.6	316	1
29	5528.3	16	9.4	206	1
30	5529.8	17	7.7	301	1
Detection Percentage (%)		83.3%			

Radar Type 4 - Radar Statistical Performance

RADAR TYPE					Rohde & Schwarz K350 Pulse Sequencer DFS
4					
Trial #	Test Freq. (MHz)	Number of Pulses per Burst	Pulse Width (µsec)	PRI (µs)	Detection (yes/no)
1	5491.1	12	11.2	348	1
2	5492.3	15	12.1	400	1
3	5494.4	14	13.1	299	1
4	5495.9	15	19.6	494	1
5	5496.4	14	18.8	405	0
6	5497.8	15	11.6	381	0
7	5498.6	13	11.1	233	1
8	5499.8	15	11.5	474	1
9	5502.7	16	14.1	401	1
10	5503.2	14	14.8	282	1
11	5504.3	13	15.8	284	1
12	5505.9	15	12.1	312	0
13	5506.2	15	14.5	267	1
14	5508.5	13	13.2	415	1
15	5509.6	12	13.2	491	1
16	5511.2	13	14.6	470	1
17	5513.2	15	11	430	1
18	5514.5	15	13.6	233	1
19	5515.5	14	18.5	370	1
20	5516.8	13	14.5	408	1
21	5517.5	14	13.1	232	1
22	5518.4	14	12.7	382	0
23	5519.9	13	12.1	493	1
24	5521.3	14	12.9	268	1
25	5522.7	16	13.5	403	1
26	5524.6	14	18.7	202	0
27	5526.4	14	18.7	435	1
28	5527.4	14	13.6	439	1
29	5528.3	15	13.7	207	1
30	5529.8	16	14.8	317	1
Detection Percentage (%)		83.3%			



Note: In addition an average minimum percentage of successful detection across all four Short pulse

radar test waveforms is as follows: $\frac{p1+p2+p3+p4}{4}=(83.3\%+83.3\%+83.3\%+83.3\%)/4=83.3\%$ (>80%).

Radar Type 5 - Radar Statistical Performance

Trail #	Test Freq. (MHz)	1=Detection 0=No Detection	Trail #	Test Freq. (MHz)	1=Detection 0=No Detection
1	5491.0	1	16	5508.7	1
2	5492.2	1	17	5509.7	1
3	5493.3	1	18	5510.0	0
4	5494.1	1	19	5511.0	1
5	5495.5	0	20	5512.1	1
6	5496.4	1	21	5513.5	0
7	5497.6	1	22	5515.5	1
8	5498.2	1	23	5517.0	1
9	5499.3	1	24	5518.6	1
10	5500.5	1	25	5520.9	1
11	5501.8	0	26	5522.6	1
12	5503.0	1	27	5524.1	1
13	5504.5	1	28	5525.8	1
14	5506.2	1	29	5527.6	1
15	5507.6	0	30	5529.0	1
Detection Percentage (%)					83.3%

TYPE 5

PARAMETER SHEET

Rohde & Schwarz
Pulse Sequencer

Trial Number : 1

Bursts in Trial: 8

Burst	Number of Pulses	Pulse Width (µsec)	Chirp Width (MHz)	Pulse 1-to-2 PRI (µsec)	Pulse 2-to-3 PRI (µsec)	Start Location Within Interval (msec)
1	1	96.2	19			951.805
2	2	74	19	1837		1174.73
3	2	89.2	19	1582		674.27
4	2	97.4	19	1646		1314.09
5	3	83.2	19	1780	1384	266.27
6	3	74.3	19	1715	1208	487.21
7	2	78.5	19	1142		625.78
8	1	54.4	19			870.8

TYPE 5

PARAMETER SHEET

Rohde & Schwarz
Pulse Sequencer

Trial Number : 2

Bursts in Trial: 12

Burst	Number of Pulses	Pulse Width (µsec)	Chirp Width (MHz)	Pulse 1-to-2 PRI (µsec)	Pulse 2-to-3 PRI (µsec)	Start Location Within Interval (msec)
1	2	96.7	17	1520		369.18
2	2	65	17	1300		626.41
3	2	71.6	17	1936		516.59
4	1	72.6	17			746.02
5	2	97.5	17	1833		216.97
6	1	56.5	17			508.66
7	2	96.7	17	1206		720.29

8	3	56.5	17	1893	1330	188.55
9	2	86.8	17	1112		373.57
10	1	70.2	17			161.83
11	3	50.9	17	1626	1164	260.2
12	2	86.6	17	1935		442.6

TYPE 5						
PARAMETER						Rohde & Schwarz
						Pulse Sequencer
SHEET						
Trial Number : 3						
Bursts in Trial: 9						
Burst	Number of Pulses	Pulse Width (µsec)	Chirp Width (MHz)	Pulse 1-to-2 PRI (µsec)	Pulse 2-to-3 PRI (µsec)	Start Location Within Interval (msec)
1	1	57.8	7			184.126
2	1	68.1	7			459.147
3	3	90.1	7	1431	1397	1326.623
4	2	92.1	7	1832		316.28
5	2	80.2	7	1661		464.157
6	1	69.9	7			381.223
7	2	89.2	7	1954		810.91
8	3	74.8	7	1165	1337	747.267
9	3	53.9	7	1510	1923	593.533

TYPE 5
PARAMETER
SHEET

Rohde & Schwarz
Pulse Sequencer

Trial Number : 4

Bursts in Trial: 14

Burst	Number of Pulses	Pulse Width (µsec)	Chirp Width (MHz)	Pulse 1-to-2 PRI (µsec)	Pulse 2-to-3 PRI (µsec)	Start Location Within Interval (msec)
1	2	60.8	14	1797		347.48
2	2	93.6	14	1506		243.787
3	2	66.6	14	1594		373.604
4	2	83.2	14	1528		165.071
5	1	65.4	14			449.209
6	2	57.9	14	1601		685.926
7	2	90.9	14	1827		281.263
8	2	67.9	14	1198		674.83
9	2	75.1	14	1618		496.257
10	2	94.7	14	1108		546.544
11	2	94.2	14	1659		35.291
12	2	63.7	14	1913		45.449
13	2	59.6	14	1169		231.186
14	3	80.4	14	1976	1745	538.143

TYPE 5
PARAMETER
SHEET

Rohde & Schwarz
Pulse Sequencer

Trial Number : 5

Bursts in Trial: 12

Burst	Number of Pulses	Pulse Width (µsec)	Chirp Width (MHz)	Pulse 1-to-2 PRI (µsec)	Pulse 2-to-3 PRI (µsec)	Start Location Within Interval (msec)
1	3	97.9	12	1903	1186	426.676

2	1	74.7	12			286.84
3	2	59.8	12	1500		627.27
4	1	81.8	12			100.95
5	2	94.2	12	1015		178.64
6	1	93.7	12			129.8
7	1	94.4	12			481.85
8	1	68.7	12			69.03
9	1	89	12			842.35
10	1	64.7	12			50.09
11	2	98.9	12	1030		176.9
12	2	74.4	12	1104		292

TYPE 5	Rohde & Schwarz
PARAMETER	Pulse Sequencer
SHEET	

Trial Number : 6

Bursts in Trial: 19

Burst	Number of Pulses	Pulse Width (µsec)	Chirp Width (MHz)	Pulse 1-to-2 PRI (µsec)	Pulse 2-to-3 PRI (µsec)	Start Location Within Interval (msec)
1	2	65.4	9	1677		147.34
2	1	59.3	9			396.971
3	3	72.6	9	1450	1013	293.972
4	2	89.5	9	1454		161.533
5	3	58	9	1315	1070	345.244
6	2	74.7	9	1134		350.815
7	3	68.4	9	1423	1311	600.816
8	2	90.5	9	1872		162.307
9	3	62.3	9	1689	1363	573.738
10	2	94	9	1327		519.019
11	2	88.3	9	1854		409.001
12	2	91.6	9	1624		259.452
13	2	51.2	9	1811		32.273
14	3	79.8	9	1897	1013	36.554
15	3	68.6	9	1960	1188	342.925
16	1	87.1	9			590.116
17	2	80.2	9	1913		454.937



18	2	82.1	9	1192		36.358
19	3	89.9	9	1372	1024	546.079

TYPE 5
PARAMETER
SHEET

Rohde & Schwarz
Pulse Sequencer

Trial Number : 7
Bursts in Trial: 18

Burst	Number of Pulses	Pulse Width (µsec)	Chirp Width (MHz)	Pulse 1-to-2 PRI (µsec)	Pulse 2-to-3 PRI (µsec)	Start Location Within Interval (msec)
1	2	82.3	6	1552		93.447
2	2	71.4	6	1575		165.943
3	2	67.7	6	1964		15.057
4	2	51.3	6	1936		491.45
5	1	94.3	6			201.893
6	2	95.9	6	1308		131.377
7	3	57.4	6	1297	1142	660.06
8	1	64	6			374.363
9	3	52.3	6	1619	1730	312.937
10	2	81.9	6	1652		264.43
11	2	86.7	6	1723		302.273
12	2	78.1	6	1267		71.577
13	2	71.3	6	1192		211.55
14	3	89.3	6	1773	1007	392.643
15	2	69.2	6	1388		82.697
16	3	57.2	6	1680	1209	140.6
17	1	77.6	6			468.033
18	3	99.3	6	1518	1362	423.267

TYPE 5						
PARAMETER						Rohde & Schwarz
						Pulse Sequencer
SHEET						
Trial Number : 8						
Bursts in Trial: 9						
Burst	Number of Pulses	Pulse Width (µsec)	Chirp Width (MHz)	Pulse 1-to-2 Spacing (µsec)	Pulse 2-to-3 PRI (µsec)	Start Location Within Interval (msec)
1	2	71.7	11	1274		1163.23
2	1	96.5	11			3.717
3	1	94.2	11			249.723
4	3	63.8	11	1885	1059	736.93
5	1	83.8	11			1.547
6	2	77.6	11	1836		101.033
7	2	85.5	11	1909		973.17
8	2	98.1	11	1846		475.817
9	2	80.3	11	1361		377.933

TYPE 5						
PARAMETER						Rohde & Schwarz
						Pulse Sequencer
SHEET						
Trial Number : 9						
Bursts in Trial: 10						
Burst	Number of Pulses	Pulse Width (µsec)	Chirp Width (MHz)	Pulse 1-to-2 PRI (µsec)	Pulse 2-to-3 PRI (µsec)	Start Location Within Interval (msec)
1	3	54.9	11	1640	1790	325.556
2	2	52.2	11	1287		549.28
3	2	96.3	11	1495		619.3
4	1	81.1	11			109.14
5	1	58.9	11			394.49
6	3	95.8	11	1582	1780	750.25

7	1	67.5	11			922.52
8	2	91.4	11	1141		556.58
9	3	55.4	11	1696	1723	1122.9
10	2	57.1	11	1766		338.9

TYPE 5	Rohde & Schwarz
PARAMETER	Pulse Sequencer
SHEET	

Trial Number : 10

Bursts in Trial: 11

Burst	Number of Pulses	Pulse Width (µsec)	Chirp Width (MHz)	Pulse 1-to-2 PRI (µsec)	Pulse 2-to-3 PRI (µsec)	Start Location Within Interval (msec)
1	1	53.7	5			929.92
2	2	74.2	5	1211		52.471
3	2	52.9	5	1568		53.132
4	1	80.2	5			1052.103
5	1	68	5			555.204
6	2	89.8	5	1236		5.815
7	2	96	5	1208		405.925
8	3	68.2	5	1941	1407	390.666
9	1	55.6	5			152.857
10	2	53.1	5	1946		93.148
11	1	90.4	5			324.809

TYPE 5

PARAMETER SHEET

Rohde & Schwarz
Pulse Sequencer

Trial Number : 11

Bursts in Trial: 18

Burst	Number of Pulses	Pulse Width (µsec)	Chirp Width (MHz)	Pulse 1-to-2 PRI (µsec)	Pulse 2-to-3 PRI (µsec)	Start Location Within Interval (msec)
1	2	75.2	9	1262		497.972
2	1	66.2	9			251.781
3	1	64.3	9			311.597
4	1	54.9	9			390.76
5	2	93.4	9	1150		557.253
6	2	94.4	9	1198		349.617
7	2	77.2	9	1398		298.16
8	3	90.3	9	1830	1943	116.033
9	2	62.1	9	1935		174.857
10	2	82.3	9	1158		638.27
11	2	77.8	9	1931		195.933
12	2	83.8	9	1308		342.567
13	3	88.5	9	1292	1899	5.17
14	1	64.7	9			143.913
15	1	59.2	9			637.887
16	2	54	9	1187		192.3
17	2	88.9	9	1050		311.933
18	3	75.9	9	1642	1450	204.167

TYPE 5

PARAMETER SHEET

Rohde & Schwarz
Pulse Sequencer

Trial Number : 12

Bursts in Trial: 15

Burst	Number of Pulses	Pulse Width (µsec)	Chirp Width (MHz)	Pulse 1-to-2 PRI (µsec)	Pulse 2-to-3 PRI (µsec)	Start Location Within Interval (msec)
1	2	72.3	7	1120		696.188
2	3	63.1	7	1328	1054	59.717
3	1	62.3	7			114.96
4	2	86.3	7	1075		16.66
5	2	74.4	7	1066		377.8
6	3	84.9	7	1302	1082	453.76
7	1	89	7			352.74
8	1	75	7			710.09
9	2	82.1	7	1770		766.57
10	1	59	7			8.76
11	2	56.9	7	1211		139.53
12	2	87.5	7	1116		256.6
13	3	69.4	7	1189	1246	223.15
14	2	67.9	7	1857		374.4
15	2	72.5	7	1134		97.2

TYPE 5

PARAMETER SHEET

Rohde & Schwarz
Pulse Sequencer

Trial Number : 13

Bursts in Trial: 16

Burst	Number of Pulses	Pulse Width (µsec)	Chirp Width (MHz)	Pulse 1-to-2 PRI (µsec)	Pulse 2-to-3 PRI (µsec)	Start Location Within Interval (msec)
1	3	56.1	19	1408	1991	31.732
2	1	92.7	19			257.39
3	3	95	19	1221	1173	147.12
4	2	94.4	19	1841		54.23
5	1	79.4	19			59.58
6	1	82.5	19			334.61
7	2	85	19	1053		30.3
8	3	65	19	1687	1119	281.78
9	3	59.4	19	1512	1661	218.69
10	2	88.8	19	1010		608.58
11	2	59.2	19	1858		252.29
12	1	82.6	19			421.54
13	3	53	19	1920	1769	480.24
14	3	73.1	19	1357	1849	80.33
15	1	82.2	19			270
16	3	82.7	19	1315	1430	381.4

TYPE 5

PARAMETER SHEET

Rohde & Schwarz
Pulse Sequencer

Trial Number : 14

Bursts in Trial: 18

Burst	Number of Pulses	Pulse Width (µsec)	Chirp Width (MHz)	Pulse 1-to-2 PRI (µsec)	Pulse 2-to-3 PRI (µsec)	Start Location Within Interval (msec)
1	2	59.5	12	1975		474.159
2	3	86	12	1806	1998	526.783
3	3	98.7	12	1099	1250	279.777
4	3	95.8	12	1653	1897	209.75
5	3	75.8	12	1389	1096	30.933
6	3	61.3	12	1859	1760	106.837
7	3	54.7	12	1108	1811	276.26
8	2	96.1	12	1699		448.143
9	3	89.4	12	1296	1084	611.907
10	3	78.2	12	1931	1420	304.31
11	1	52.2	12			385.593
12	2	72.1	12	1993		56.387
13	2	90.5	12	1385		533.61
14	1	72.2	12			204.473
15	2	79.3	12	1893		130.957
16	1	51.3	12			4.6
17	3	74.8	12	1428	1739	241.133
18	3	91.1	12	1010	1331	159.967

TYPE 5

PARAMETER SHEET

Rohde & Schwarz
Pulse Sequencer

Trial Number : 15

Bursts in Trial: 18

Burst	Number of Pulses	Pulse Width (µsec)	Chirp Width (MHz)	Pulse 1-to-2 PRI (µsec)	Pulse 2-to-3 PRI (µsec)	Start Location Within Interval (msec)
1	3	52.1	9	1665	1922	369.719
2	3	65	9	1517	1264	356.613
3	2	84.3	9	1136		67.767
4	2	87.9	9	1516		470.41
5	1	66.2	9			332.713
6	1	57.7	9			557.227
7	2	65.3	9	1493		237.6
8	3	82.5	9	1904	1047	416.483
9	2	68.1	9	1653		123.937
10	2	88	9	1067		45.11
11	2	90.7	9	1630		492.273
12	3	56.4	9	1377	1679	14.997
13	2	96.3	9	1408		156.32
14	2	74.9	9	1320		27.143
15	3	51.2	9	1850	1542	639.157
16	2	74.8	9	1044		428.5
17	2	64.9	9	1359		296.733
18	2	93.3	9	1171		124.967

TYPE 5

PARAMETER SHEET

Rohde & Schwarz
Pulse Sequencer

Trial Number : 16

Bursts in Trial: 12

Burst	Number of Pulses	Pulse Width (µsec)	Chirp Width (MHz)	Pulse 1-to-2 PRI (µsec)	Pulse 2-to-3 PRI (µsec)	Start Location Within Interval (msec)
1	1	58.3	16			112.089
2	2	75.3	16	1561		805.9
3	2	98.6	16	1037		773.68
4	3	88.5	16	1657	1264	73.06
5	2	66.5	16	1959		814.21
6	1	84.3	16			729.75
7	3	87.3	16	1843	1342	646.17
8	2	78	16	1611		977.74
9	2	88.9	16	1928		724.23
10	2	88.3	16	1936		460.73
11	3	65.6	16	1453	1934	234.7
12	2	51.4	16	1881		110.9

TYPE 5

PARAMETER SHEET

Rohde & Schwarz
Pulse Sequencer

Trial Number : 17

Bursts in Trial: 15

Burst	Number of Pulses	Pulse Width (µsec)	Chirp Width (MHz)	Pulse 1-to-2 PRI (µsec)	Pulse 2-to-3 PRI (µsec)	Start Location Within Interval (msec)
1	2	63.6	10	1898		209.443
2	1	75.8	10			38.343
3	3	59.3	10	1742	1068	207.23

4	2	68.5	10	1695		214.03
5	2	85.3	10	1971		789.03
6	1	88.9	10			558.54
7	1	77.2	10			495.9
8	2	76	10	1487		734.41
9	2	62.8	10	1081		500.77
10	2	54.1	10	1868		725.27
11	2	98.8	10	1388		157.44
12	2	98.7	10	1268		194.33
13	2	62.9	10	1294		430.2
14	2	93.9	10	1873		676
15	2	74.7	10	1008		89.7

TYPE 5						
PARAMETER						Rohde & Schwarz
SHEET						Pulse Sequencer
Trial Number : 18						
Bursts in Trial: 12						
Burst	Number of Pulses	Pulse Width (µsec)	Chirp Width (MHz)	Pulse 1-to-2 PRI (µsec)	Pulse 2-to-3 PRI (µsec)	Start Location Within Interval (msec)
1	3	51.1	7	1466	1299	588.699
2	2	72.4	7	1721		221.03
3	2	50.7	7	1137		686.39
4	2	67.4	7	1817		770.59
5	1	96.9	7			455.2
6	1	98.1	7			378.27
7	2	82.9	7	1702		629.77
8	2	79.4	7	1859		285.57
9	1	81.2	7			752.26
10	3	66.4	7	1333	1419	700.81
11	2	78.8	7	1716		907.4
12	1	82.1	7			662.2

TYPE 5

PARAMETER SHEET

Rohde & Schwarz
Pulse Sequencer

Trial Number : 19

Bursts in Trial: 17

Burst	Number of Pulses	Pulse Width (µsec)	Chirp Width (MHz)	Pulse 1-to-2 PRI (µsec)	Pulse 2-to-3 PRI (µsec)	Start Location Within Interval (msec)
1	1	78.6	17			356.558
2	1	93.1	17			554.138
3	3	93	17	1211	1099	247.215
4	3	61.3	17	1830	1079	23.443
5	2	82.1	17	1228		419.871
6	1	58.6	17			655.628
7	2	87.8	17	1284		439.706
8	2	86.1	17	1425		268.474
9	2	94.9	17	1840		442.871
10	1	93.1	17			94.729
11	2	79.1	17	1785		588.496
12	3	56.2	17	1015	1755	318.534
13	1	79.9	17			346.862
14	2	71.2	17	1440		196.019
15	1	78	17			413.847
16	2	55.1	17	1709		413.965
17	1	51.9	17			401.082

<p style="font-size: 24px; margin: 0;">TYPE 5</p> <p style="font-size: 24px; margin: 0;">PARAMETER</p> <p style="font-size: 24px; margin: 0;">SHEET</p>	<p style="font-size: 12px; margin: 0;">Rohde & Schwarz</p> <p style="font-size: 12px; margin: 0;">Pulse Sequencer</p>
---	---

Trial Number : 20

Bursts in Trial: 15

Burst	Number of Pulses	Pulse Width (µsec)	Chirp Width (MHz)	Pulse 1-to-2 PRI (µsec)	Pulse 2-to-3 PRI (µsec)	Start Location Within Interval (msec)
1	1	58.2	14			637.409
2	1	86.2	14			602
3	1	56.4	14			683.08
4	2	52.4	14	1929		695.75
5	1	77.4	14			137.73
6	1	71.8	14			372.28
7	1	62.1	14			541.38
8	2	75.8	14	1399		83.62
9	2	96.6	14	1906		529.66
10	2	79.3	14	1423		503.59
11	2	65.3	14	1942		735.31
12	2	90	14	1127		567.76
13	2	96.5	14	1394		315.93
14	1	56.2	14			421.1
15	1	89.8	14			464.3

TYPE 5

PARAMETER SHEET

Rohde & Schwarz
Pulse Sequencer

Trial Number : 21

Bursts in Trial: 9

Burst	Number of Pulses	Pulse Width (µsec)	Chirp Width (MHz)	Pulse 1-to-2 PRI (µsec)	Pulse 2-to-3 PRI (µsec)	Start Location Within Interval (msec)
1	1	65.8	15			1292.29
2	3	63.4	15	1360	1302	304.857
3	2	55.1	15	1081		603.303
4	2	96	15	1342		1275.17
5	3	78.6	15	1633	1103	687.437
6	1	51.8	15			600.603
7	2	56.9	15	1185		897.83
8	3	90.4	15	1656	1490	833.767
9	2	88.3	15	1258		1269.333

TYPE 5

PARAMETER SHEET

Rohde & Schwarz
Pulse Sequencer

Trial Number : 22

Bursts in Trial: 18

Burst	Number of Pulses	Pulse Width (µsec)	Chirp Width (MHz)	Pulse 1-to-2 PRI (µsec)	Pulse 2-to-3 PRI (µsec)	Start Location Within Interval (msec)
1	3	50	18	1961	1990	107.428
2	3	58.2	18	1450	1446	589.963
3	3	83.2	18	1047	1026	424.527
4	2	62.5	18	1322		596.59
5	3	98.3	18	1588	1824	295.913
6	2	58.3	18	1383		589.927

7	1	92.6	18			379.74
8	3	74.1	18	1606	1447	188.903
9	3	54.8	18	1757	1101	520.447
10	2	90.8	18	1867		608.32
11	2	83.9	18	1929		610.053
12	3	54.5	18	1585	1157	643.017
13	1	97.9	18			243.57
14	2	87.5	18	1096		45.713
15	1	70.7	18			464.077
16	2	56.3	18	1451		562.5
17	1	99.5	18			97.233
18	2	87.7	18	1700		130.367

TYPE 5
PARAMETER
SHEET

Rohde & Schwarz
Pulse Sequencer

Trial Number : 23

Bursts in Trial: 16

Burst	Number of Pulses	Pulse Width (µsec)	Chirp Width (MHz)	Pulse 1-to-2 PRI (µsec)	Pulse 2-to-3 PRI (µsec)	Start Location Within Interval (msec)
1	2	68.3	7	1938		655.644
2	2	63.6	7	1396		692.09
3	1	67.1	7			233.08
4	2	83	7	1842		629.18
5	2	55.1	7	1220		97.41
6	1	60.8	7			716.99
7	2	58.3	7	1490		642.64
8	3	54.1	7	1831	1251	4.76
9	2	93.8	7	1277		62.08
10	3	66.2	7	1616	1102	349.29
11	3	97.5	7	1654	1257	64.96
12	2	61.5	7	1922		412.9
13	1	87.8	7			542.84
14	2	64.5	7	1480		264.6
15	2	79	7	1434		441.3
16	2	58.7	7	1128		152.3



TYPE 5
PARAMETER
SHEET

Rohde & Schwarz
Pulse Sequencer

Trial Number : 24

Bursts in Trial: 17

Burst	Number of Pulses	Pulse Width (µsec)	Chirp Width (MHz)	Pulse 1-to-2 PRI (µsec)	Pulse 2-to-3 PRI (µsec)	Start Location Within Interval (msec)
1	1	65.7	5			302.966
2	2	82	5	1149		294.798
3	2	86.7	5	1454		505.975
4	2	88.3	5	1220		55.953
5	3	54.5	5	1592	1530	331.631
6	2	58.7	5	1177		577.188
7	2	58.5	5	1583		228.856
8	2	84.4	5	1151		628.154
9	1	82.3	5			410.371
10	1	96.4	5			375.109
11	2	70.8	5	1094		145.516
12	1	81.2	5			207.434
13	2	73.1	5	1214		360.432
14	2	57.9	5	1501		539.779
15	3	72.4	5	1047	1988	604.647
16	2	79.6	5	1718		30.365
17	2	81.8	5	1954		179.482

TYPE 5

PARAMETER SHEET

Rohde & Schwarz
Pulse Sequencer

Trial Number : 25

Bursts in Trial: 9

Burst	Number of Pulses	Pulse Width (µsec)	Chirp Width (MHz)	Pulse 1-to-2 PRI (µsec)	Pulse 2-to-3 PRI (µsec)	Start Location Within Interval (msec)
1	2	59.7	16	1269		75.044
2	3	88.5	16	1738	1515	268.567
3	1	91.5	16			110.273
4	3	77.5	16	1809	1927	915.6
5	1	87.3	16			161.377
6	3	84.2	16	1037	1083	716.233
7	1	79.7	16			345.82
8	2	59.1	16	1444		1196.967
9	3	86.1	16	1338	1238	1260.733

TYPE 5

PARAMETER SHEET

Rohde & Schwarz
Pulse Sequencer

Trial Number : 26

Bursts in Trial: 19

Burst	Number of Pulses	Pulse Width (µsec)	Chirp Width (MHz)	Pulse 1-to-2 PRI (µsec)	Pulse 2-to-3 PRI (µsec)	Start Location Within Interval (msec)
1	1	64.4	13			623.013
2	3	79.7	13	1194	1205	384.891
3	1	67.3	13			296.182
4	2	93.2	13	1606		486.723
5	3	96.1	13	1623	1014	267.784
6	2	73.4	13	1728		420.235

7	3	92.8	13	1970	1015	237.196
8	1	77.2	13			4.267
9	2	95.3	13	1573		520.518
10	1	86.9	13			481.699
11	2	62.7	13	1970		507.051
12	2	56.3	13	1808		323.112
13	2	75.1	13	1414		478.793
14	1	84.6	13			119.904
15	2	96	13	1727		9.045
16	2	88.5	13	1404		515.826
17	3	53.7	13	1125	1062	465.237
18	3	63	13	1338	1687	87.958
19	2	89.9	13	1888		379.179

TYPE 5 PARAMETER SHEET							Rohde & Schwarz Pulse Sequencer
Trial Number : 27							
Bursts in Trial: 11							
Burst	Number of Pulses	Pulse Width (µsec)	Chirp Width (MHz)	Pulse 1-to-2 PRI (µsec)	Pulse 2-to-3 PRI (µsec)	Start Location Within Interval (msec)	
1	2	63.3	8	1477		665.8	
2	2	62.7	8	1382		769.411	
3	1	57.3	8			950.712	
4	3	92	8	1766	1715	757.333	
5	3	52.4	8	1018	1636	169.934	
6	2	79.6	8	1368		734.585	
7	2	52.5	8	1026		442.165	
8	3	51.7	8	1493	1190	757.766	
9	2	90	8	1941		953.537	
10	2	65.1	8	1608		153.568	
11	1	66.4	8			849.809	

TYPE 5
PARAMETER
SHEET

Rohde & Schwarz
Pulse Sequencer

Trial Number : 28

Bursts in Trial: 17

Burst	Number of Pulses	Pulse Width (µsec)	Chirp Width (MHz)	Pulse 1-to-2 PRI (µsec)	Pulse 2-to-3 PRI (µsec)	Start Location Within Interval (msec)
1	2	79	14	1484		477.653
2	1	70.4	14			234.85
3	3	78.8	14	1121	1562	627.365
4	1	53.2	14			541.853
5	1	89.8	14			631.721
6	1	59	14			367.238
7	3	56	14	1606	1016	167.996
8	1	74	14			181.344
9	3	68.3	14	1038	1202	374.801
10	2	77.6	14	1964		674.099
11	1	94.7	14			47.016
12	2	52.6	14	1952		178.654
13	2	83.5	14	1715		449.002
14	1	50.1	14			600.179
15	1	76.3	14			156.147
16	2	65.5	14	1223		385.365
17	2	90.9	14	1800		439.482

TYPE 5

PARAMETER SHEET

Rohde & Schwarz
Pulse Sequencer

Trial Number : 29

Bursts in Trial: 11

Burst	Number of Pulses	Pulse Width (µsec)	Chirp Width (MHz)	Pulse 1-to-2 PRI (µsec)	Pulse 2-to-3 PRI (µsec)	Start Location Within Interval (msec)
1	3	80.9	16	1395	1184	44.162
2	1	99	16			306.821
3	2	64.1	16	1632		117.752
4	3	53.2	16	1707	1665	1027.723
5	2	91.9	16	1758		100.244
6	1	59.6	16			350.365
7	2	65.1	16	1720		711.305
8	2	99.7	16	1826		131.056
9	1	82.8	16			243.687
10	2	94.9	16	1272		954.018
11	2	61.9	16	1135		722.009

TYPE 5

PARAMETER SHEET

Rohde & Schwarz
Pulse Sequencer

Trial Number : 30

Bursts in Trial: 19

Burst	Number of Pulses	Pulse Width (µsec)	Chirp Width (MHz)	Pulse 1-to-2 PRI (µsec)	Pulse 2-to-3 PRI (µsec)	Start Location Within Interval (msec)
1	3	72.8	18	1756	1131	140.495
2	2	92.4	18	1582		492.131
3	3	91.1	18	1667	1668	48.282
4	2	76.3	18	1233		148.123

5	1	93.7	18			623.564
6	2	65.4	18	1023		272.755
7	3	54.6	18	1521	1760	497.966
8	2	78.5	18	1455		110.397
9	3	59.1	18	1573	1616	329.338
10	1	85	18			343.219
11	2	62.9	18	1857		142.741
12	1	64.5	18			448.982
13	3	74	18	1916	1502	161.933
14	3	73.6	18	1197	1978	110.634
15	2	79.1	18	1992		374.885
16	1	83	18			16.586
17	2	50.5	18	1277		612.437
18	2	78.9	18	1252		358.558
19	3	91.3	18	1706	1715	342.479

Radar Type 6 - Radar Statistical Performance

Trail #	Test Freq. (MHz)	1=Detection 0=No Detection	Trail #	Test Freq. (MHz)	1=Detection 0=No Detection
1	5491.0	1	16	5508.7	1
2	5492.2	1	17	5509.7	1
3	5493.3	1	18	5510.0	1
4	5494.1	1	19	5511.0	1
5	5495.5	1	20	5512.1	1
6	5496.4	0	21	5513.5	1
7	5497.6	1	22	5515.5	0
8	5498.2	0	23	5517.0	0
9	5499.3	1	24	5518.6	1
10	5500.5	0	25	5520.9	1
11	5501.8	1	26	5522.6	1
12	5503.0	1	27	5524.1	1
13	5504.5	1	28	5525.8	0
14	5506.2	0	29	5527.6	1
15	5507.6	1	30	5529.0	1

Detection Percentage (%)	76.7%
--------------------------	-------

Trial Number : 1			Trial Number : 2		
Hopping Number	Frequency (MHz)	Pulse Start (ms)	Hopping Number	Frequency (MHz)	Pulse Start (ms)
25	5521.1	75	47	5496.4	141
34	5492.3	102	74	5527.8	222
65	5504.4	195	64	5498.6	192
87	5495.9	261	43	5499.8	129
/	/	/	79	5502.7	237
/	/	/	22	5513.2	66
/	/	/	56	5504.3	168

Trial Number : 3			Trial Number : 4		
Hopping Number	Frequency (MHz)	Pulse Start (ms)	Hopping Number	Frequency (MHz)	Pulse Start (ms)
15	5495.9	45	63	5511.2	189
42	5506.2	126	56	5493.2	168
54	5528.5	162	46	5514.5	138
63	5509.6	189	36	5525.5	108
/	/	/	53	5526.8	159
/	/	/	32	5517.5	96
/	/	/	89	5518.4	267

Trial Number : 5			Trial Number : 6		
Hopping Number	Frequency (MHz)	Pulse Start (ms)	Hopping Number	Frequency (MHz)	Pulse Start (ms)
31	5499.9	93	24	5526.4	72
45	5501.3	135	34	5497.4	102
25	5492.7	75	53	5508.8	159
53	5524.6	159	36	5529.8	108
/	/	/	35	5493.6	105
/	/	/	37	5517.9	111
/	/	/	78	5499.5	234

Trial Number : 7			Trial Number : 8		
Hopping Number	Frequency (MHz)	Pulse Start (ms)	Hopping Number	Frequency (MHz)	Pulse Start (ms)
26	5499.8	78	23	5493.2	69
35	5512.6	105	43	5514.5	129

67	5503.2	201	35	5495.6	105
77	5524.3	231	78	5516.8	234
/	/	/	36	5507.5	108
/	/	/	37	5518.8	111
/	/	/	38	5529.3	114

Trial Number : 9			Trial Number : 10		
Hopping Number	Frequency (MHz)	Pulse Start (ms)	Hopping Number	Frequency (MHz)	Pulse Start (ms)
35	5494.4	105	21	5513.2	63
57	5525.7	171	14	5504.3	42
48	5496.4	144	53	5525.7	159
89	5507.8	267	27	5506.1	81
/	/	/	89	5498.5	267
/	/	/	36	5509.4	108
/	/	/	25	5491.3	75

Trial Number : 11			Trial Number : 12		
Hopping Number	Frequency (MHz)	Pulse Start (ms)	Hopping Number	Frequency (MHz)	Pulse Start (ms)
36	5513.3	108	26	5498.5	78
46	5501.2	138	36	5499.6	108
56	5513.7	168	89	5501.3	267
76	5524.5	228	75	5522.5	225
/	/	/	57	5524.6	171
/	/	/	63	5496.3	189
/	/	/	27	5527.4	81

Trial Number : 13			Trial Number : 14		
Hopping Number	Frequency (MHz)	Pulse Start (ms)	Hopping Number	Frequency (MHz)	Pulse Start (ms)
24	5492.3	72	32	5498.6	96
56	5524.4	168	37	5499.8	111
67	5495.7	201	43	5502.2	129
76	5506.3	228	36	5523.5	108
/	/	/	59	5504.3	177
/	/	/	57	5505.3	171
/	/	/	44	5516.2	132

Trial Number : 15			Trial Number : 16		
Hopping Number	Frequency (MHz)	Pulse Start (ms)	Hopping Number	Frequency (MHz)	Pulse Start (ms)
32	5499.9	96	46	5496.4	138
56	5501.3	168	36	5507.8	108
33	5492.7	99	54	5498.6	162
65	5524.6	195	57	5509.8	171
/	/	/	47	5522.7	141

Trial Number : 17			Trial Number : 18		
Hopping Number	Frequency (MHz)	Pulse Start (ms)	Hopping Number	Frequency (MHz)	Pulse Start (ms)
24	5499.9	72	37	5496.4	111
53	5501.3	159	46	5497.8	138
56	5492.7	168	37	5518.6	111
35	5524.6	105	64	5499.8	192
64	5496.4	192	58	5522.7	174
76	5527.1	228	98	5503.2	294
/	/	/	47	5504.3	141
/	/	/	37	5525.9	111
/	/	/	74	5526.2	222

Trial Number : 19			Trial Number : 20		
Hopping Number	Frequency (MHz)	Pulse Start (ms)	Hopping Number	Frequency (MHz)	Pulse Start (ms)
12	5506.4	36	25	5494.5	75
45	5497.8	135	36	5495.1	108
64	5498.6	192	26	5506.8	78
36	5499.8	108	36	5517.5	108
35	5512.7	105	42	5518.4	126
25	5503.2	75	57	5519.9	171
27	5524.3	81	63	5501.3	189
88	5505.9	264	74	5522.7	222
/	/	/	98	5514.1	294

Trial Number : 21			Trial Number : 22		
Hopping Number	Frequency (MHz)	Pulse Start (ms)	Hopping Number	Frequency (MHz)	Pulse Start (ms)
13	5496.4	39	35	5494.4	105
31	5527.8	93	26	5505.9	78
35	5498.6	105	16	5496.4	48

36	5519.8	108	20	5507.8	60
74	5502.7	222	26	5498.6	78
31	5503.2	93	32	5529.8	96
35	5504.3	105	47	5502.7	141
56	5495.9	168	48	5513.2	144
78	5506.2	234	89	5504.3	267

Trial Number : 23			Trial Number : 24		
Hopping Number	Frequency (MHz)	Pulse Start (ms)	Hopping Number	Frequency (MHz)	Pulse Start (ms)
13	5493	39	12	5495	36
24	5501	72	22	5507	66
37	5513	111	36	5504	108
48	5491	144	57	5493	171
45	5511	135	64	5499	192
59	5504	177	67	5502	201
80	5499	240	75	5519	225
/	/	/	79	5524	237
/	/	/	80	5525	240

Trial Number : 25			Trial Number : 26		
Hopping Number	Frequency (MHz)	Pulse Start (ms)	Hopping Number	Frequency (MHz)	Pulse Start (ms)
35	5491	78	31	5499	93
26	5494	108	42	5520	126
36	5496	105	26	5519	78
35	5503	78	47	5525	141
26	5505	108	27	5505	81
36	5518	177	45	5495	135
59	5512	141	76	5491	228
47	5518	174	/	/	/
58	5525	78	/	/	/

Trial Number : 27			Trial Number : 28		
Hopping Number	Frequency (MHz)	Pulse Start (ms)	Hopping Number	Frequency (MHz)	Pulse Start (ms)
23	5495	69	25	5492	75
45	5502	135	37	5499	111
25	5515	75	27	5519	81
16	5523	48	36	5521	108
25	5491	75	63	5495	189

37	5495	111	78	5529	234
56	5524	168	79	5499	237
79	5496	237	/	/	/
98	5499	294	/	/	/

Trial Number : 29			Trial Number : 30		
Hopping Number	Frequency (MHz)	Pulse Start (ms)	Hopping Number	Frequency (MHz)	Pulse Start (ms)
16	5495	48	37	5513	111
24	5498	72	26	5508	78
42	5502	126	35	5516	105
58	5505	174	53	5520	159
74	5513	222	38	5496	114
97	5518	291	47	5529	141
/	/	/	48	5519	144
/	/	/	58	5517	174
/	/	/	79	5522	237

802.11ax-HE80-5530MHz

Radar Type 1 - Radar Statistical Performance

RADAR TYPE						Rohde & Schwarz K350 Pulse Sequencer DFS
1						
Trial #	Test Freq. (MHz)	Number of Pulses per Burst	Pulse Width (µsec)	PRI (µs)	Detection (yes/no)	
1	5491.5	39	1	1354	1	
2	5493.7	30	1	1813	1	
3	5495.3	19	1	2844	1	
4	5497.2	27	1	2016	1	
5	5499.5	29	1	1834	1	
6	5501.6	35	1	1526	0	
7	5503.7	58	1	921	1	
8	5505.2	18	1	3014	1	
9	5507.6	21	1	2575	0	
10	5509.2	54	1	988	0	
11	5513.6	32	1	1656	1	
12	5515.2	47	1	1143	1	
13	5517.6	22	1	2509	1	

14	5519.3	24	1	2235	1
15	5521.7	32	1	1658	1
16	5524.5	18	1	2956	1
17	5527.6	59	1	907	0
18	5529.4	19	1	2823	1
19	5533.6	20	1	2670	1
20	5536.9	49	1	1090	1
21	5539.1	42	1	1258	1
22	5543.2	67	1	787	1
23	5547.5	22	1	2490	1
24	5550.1	25	1	2152	0
25	5553.9	21	1	2568	1
26	5557.2	18	1	3023	1
27	5559.1	68	1	775	1
28	5563.2	65	1	822	1
29	5566.7	20	1	2770	1
30	5569.6	37	1	1429	1
Detection Percentage (%)	83.3%				

Radar Type 2 - Radar Statistical Performance

RADAR TYPE					Rohde & Schwarz K350 Pulse Sequencer DFS
2					
Trial #	Test Freq. (MHz)	Number of Pulses per Burst	Pulse Width (µsec)	PRI (µs)	Detection (yes/no)
1	5491.5	28	3.3	218	1
2	5493.7	28	1.8	153	1
3	5495.3	27	4.9	204	1
4	5497.2	29	4.2	180	1
5	5499.5	27	3.6	223	1
6	5501.6	29	3.7	182	1
7	5503.7	23	4.3	226	1
8	5505.2	26	3.6	220	0
9	5507.6	25	1.4	178	1
10	5509.2	26	2.5	206	1
11	5513.6	29	1.3	204	1
12	5515.2	29	4.9	187	1
13	5517.6	29	4.5	224	1

14	5519.3	27	4.8	195	1
15	5521.7	28	3.8	166	1
16	5524.5	24	1.5	192	1
17	5527.6	25	2.7	177	1
18	5529.4	28	2.8	155	0
19	5533.6	27	3.3	189	0
20	5536.9	23	1.9	209	1
21	5539.1	27	4.7	181	1
22	5543.2	24	2.7	162	1
23	5547.5	28	1.9	219	1
24	5550.1	25	4.5	202	0
25	5553.9	24	3.4	220	1
26	5557.2	27	1.7	187	1
27	5559.1	27	2.1	153	1
28	5563.2	26	1.4	221	0
29	5566.7	28	1.5	212	1
30	5569.6	28	4.2	216	1
Detection Percentage (%)	83.3%				

Radar Type 3 - Radar Statistical Performance

RADAR TYPE					Rohde & Schwarz K350 Pulse Sequencer DFS
3					
Trial #	Test Freq. (MHz)	Number of Pulses per Burst	Pulse Width (µsec)	PRI (µs)	Detection (yes/no)
1	5491.5	17	9.9	258	1
2	5493.7	17	6.5	256	1
3	5495.3	17	6.4	358	1
4	5497.2	17	7.7	267	1
5	5499.5	17	7.2	347	1
6	5501.6	17	7.8	260	1
7	5503.7	17	9.5	347	1
8	5505.2	17	6.3	433	0
9	5507.6	17	7.1	373	0
10	5509.2	16	9.3	424	1
11	5513.6	16	6.6	221	1
12	5515.2	16	7.4	426	1
13	5517.6	18	6	339	0

14	5519.3	16	9.5	225	1
15	5521.7	17	8.4	254	1
16	5524.5	18	9.7	457	1
17	5527.6	18	6.2	268	1
18	5529.4	17	7.3	289	1
19	5533.6	17	8.2	231	1
20	5536.9	16	7.5	251	1
21	5539.1	18	6.4	419	0
22	5543.2	18	6.4	479	1
23	5547.5	18	6.2	460	0
24	5550.1	18	7	243	1
25	5553.9	16	8.5	263	1
26	5557.2	17	9.8	237	0
27	5559.1	17	6.6	235	1
28	5563.2	17	8.4	346	1
29	5566.7	17	6.5	290	1
30	5569.6	16	9.7	433	1
Detection Percentage (%)	80.0%				

Radar Type 4 - Radar Statistical Performance

RADAR TYPE					Rohde & Schwarz K350 Pulse Sequencer DFS
4					
Trial #	Test Freq. (MHz)	Number of Pulses per Burst	Pulse Width (µsec)	PRI (µs)	Detection (yes/no)
1	5491.5	15	19.1	360	1
2	5493.7	15	19.5	311	1
3	5495.3	16	17.2	453	1
4	5497.2	14	15.6	350	1
5	5499.5	14	11.5	371	1
6	5501.6	16	14.6	340	1
7	5503.7	16	11.6	213	0
8	5505.2	16	15.2	321	1
9	5507.6	16	11.8	291	1
10	5509.2	14	16.7	225	1
11	5513.6	13	17.6	217	1
12	5515.2	14	15.3	403	1
13	5517.6	12	19.2	208	0

14	5519.3	16	15.6	457	0
15	5521.7	15	11.2	367	1
16	5524.5	14	17.1	332	1
17	5527.6	16	17.8	332	1
18	5529.4	14	15.3	339	1
19	5533.6	14	12.2	239	1
20	5536.9	13	19	207	1
21	5539.1	15	15.4	352	0
22	5543.2	14	19.4	470	1
23	5547.5	16	12.4	304	1
24	5550.1	16	12.2	203	1
25	5553.9	14	17.3	341	1
26	5557.2	13	15.5	318	1
27	5559.1	13	13.9	496	1
28	5563.2	12	16.6	226	0
29	5566.7	14	17.5	421	1
30	5569.6	12	16.9	256	1
Detection Percentage (%)	83.3%				

Note: In addition an average minimum percentage of successful detection across all four Short pulse

radar test waveforms is as follows: $\frac{p1+p2+p3+p4}{4} = (83.3\%+83.3\%+80.0\%+83.3\%)/4 = 82.5\% (>80\%)$.

Radar Type 5 - Radar Statistical Performance

Trail #	Test Freq. (MHz)	1=Detection 0=No Detection	Trail #	Test Freq. (MHz)	1=Detection 0=No Detection
1	5491.0	1	16	5527.2	1
2	5493.0	1	17	5530.0	1
3	5495.1	1	18	5532.6	1
4	5497.5	1	19	5534.5	1
5	5499.4	1	20	5537.8	0
6	5502.2	0	21	5541.3	1
7	5504.3	1	22	5545.4	1
8	5506.4	0	23	5549.1	1
9	5508.7	1	24	5553.0	1



10	5510.6	1	25	5555.4	1
11	5513.0	1	26	5558.3	1
12	5515.8	1	27	5561.1	1
13	5518.9	0	28	5563.2	1
14	5521.6	1	29	5566.4	1
15	5524.1	1	30	5569.0	1
Detection Percentage (%)					86.7%

TYPE 5
PARAMETER
SHEET

Rohde & Schwarz
Pulse Sequencer

Trial Number : 1

Bursts in Trial: 20

Burst	Number of Pulses	Pulse Width (µsec)	Chirp Width (MHz)	Pulse 1-to-2 PRI (µsec)	Pulse 2-to-3 PRI (µsec)	Start Location Within Interval (msec)
1	2	89.8	19	1251		458.378
2	2	64.9	19	1312		270.494
3	2	79.3	19	1252		324.16
4	3	68.1	19	1302	1127	114.63
5	1	54	19			202.29
6	2	82.1	19	1425		532.54
7	2	88.8	19	1712		537.58
8	3	55.7	19	1948	1895	563.98
9	2	72.6	19	1827		518.14
10	2	57.4	19	1391		238.79
11	1	78.4	19			284.23
12	2	96	19	1388		103.04
13	3	79.7	19	1251	1397	150.94
14	1	50.8	19			154.63
15	1	78.4	19			436.53
16	3	59.1	19	1619	1742	354.2
17	3	69.4	19	1851	1320	371.78
18	2	57.2	19	1580		97.1

19	2	99.6	19	1986		97.5
20	2	97	19	1020		87.9

TYPE 5	Rohde & Schwarz
PARAMETER	Pulse Sequencer
SHEET	

Trial Number : 2

Bursts in Trial: 13

Burst	Number of Pulses	Pulse Width (µsec)	Chirp Width (MHz)	Pulse 1-to-2 PRI (µsec)	Pulse 2-to-3 PRI (µsec)	Start Location Within Interval (msec)
1	3	52.8	17	1852	1792	0.764
2	2	89.5	17	1900		912.663
3	3	92.3	17	1726	1807	827.056
4	2	63.3	17	1084		10.699
5	2	65.3	17	1540		696.992
6	3	77.8	17	1568	1942	599.375
7	2	98.6	17	1197		509.848
8	2	62.9	17	1000		698.232
9	2	73.8	17	1611		534.355
10	1	78.5	17			279.828
11	2	85.1	17	1490		708.801
12	2	56.2	17	1641		133.654
13	2	81.4	17	1235		81.577

TYPE 5

PARAMETER SHEET

Rohde & Schwarz
Pulse Sequencer

Trial Number : 3

Bursts in Trial: 13

Burst	Number of Pulses	Pulse Width (µsec)	Chirp Width (MHz)	Pulse 1-to-2 PRI (µsec)	Pulse 2-to-3 PRI (µsec)	Start Location Within Interval (msec)
1	3	82.3	7	1241	1957	798.859
2	2	51.8	7	1568		335.343
3	2	69.5	7	1007		178.476
4	2	63.4	7	1754		54.659
5	3	70.7	7	1662	1261	621.702
6	1	81.5	7			146.375
7	3	80.6	7	1292	1309	98.768
8	2	68.9	7	1857		250.332
9	1	72.4	7			223.575
10	1	70.5	7			703.448
11	1	65.9	7			205.431
12	2	60.3	7	1977		734.254
13	2	80.1	7	1389		682.877

TYPE 5

PARAMETER SHEET

Rohde & Schwarz
Pulse Sequencer

Trial Number : 4

Bursts in Trial: 17

Burst	Number of Pulses	Pulse Width (µsec)	Chirp Width (MHz)	Pulse 1-to-2 PRI (µsec)	Pulse 2-to-3 PRI (µsec)	Start Location Within Interval (msec)
1	3	56.7	9	1270	1795	367.237
2	2	69.2	9	1942		476.708

3	3	63.5	9	1036	1892	419.645
4	2	74	9	1617		471.323
5	3	51.5	9	1695	1330	124.801
6	1	55.6	9			591.198
7	3	90.6	9	1926	1593	228.906
8	1	89.1	9			581.194
9	1	75.6	9			336.701
10	3	70.4	9	1099	1380	412.639
11	2	64.9	9	1546		2.496
12	3	92.1	9	1355	1116	697.544
13	2	63	9	1529		264.192
14	2	73.2	9	1941		347.459
15	3	93.2	9	1439	1389	84.637
16	1	62.7	9			118.965
17	1	96.7	9			70.482

TYPE 5						
PARAMETER SHEET						Rohde & Schwarz Pulse Sequencer
Trial Number : 5						
Bursts in Trial: 13						
Burst	Number of Pulses	Pulse Width (µsec)	Chirp Width (MHz)	Pulse 1-to-2 PRI (µsec)	Pulse 2-to-3 PRI (µsec)	Start Location Within Interval (msec)
1	2	86.8	14	1144		200.582
2	3	80	14	1321	1386	810.823
3	2	64.7	14	1499		386.886
4	2	54.9	14	1010		837.749
5	2	99.9	14	1567		548.122
6	2	99.8	14	1471		736.435
7	3	60.7	14	1649	1388	748.408
8	3	99	14	1687	1829	626.062
9	2	82.3	14	1870		871.915
10	2	64.3	14	1625		323.068
11	2	72.6	14	1791		384.281
12	3	66	14	1641	1006	566.554
13	1	98.7	14			44.877

TYPE 5

PARAMETER SHEET

Rohde & Schwarz
Pulse Sequencer

Trial Number : 6

Bursts in Trial: 17

Burst	Number of Pulses	Pulse Width (µsec)	Chirp Width (MHz)	Pulse 1-to-2 PRI (µsec)	Pulse 2-to-3 PRI (µsec)	Start Location Within Interval (msec)
1	2	50.8	18	1129		548.412
2	1	62.4	18			580.178
3	2	96.5	18	1355		31.515
4	2	59	18	1383		441.093
5	1	81.9	18			189.581
6	1	54.6	18			235.038
7	2	74.5	18	1991		322.526
8	1	75.4	18			508.374
9	2	81.9	18	1333		355.611
10	3	98.4	18	1555	1021	104.299
11	1	63.9	18			124.156
12	3	77.2	18	1975	1599	384.284
13	2	55.4	18	1207		626.042
14	3	84.7	18	1505	1061	661.099
15	3	71.6	18	1462	1082	384.247
16	1	81.4	18			346.865
17	1	65.3	18			502.382

TYPE 5
PARAMETER
SHEET

Rohde & Schwarz
Pulse Sequencer

Trial Number : 7

Bursts in Trial: 17

Burst	Number of Pulses	Pulse Width (µsec)	Chirp Width (MHz)	Pulse 1-to-2 PRI (µsec)	Pulse 2-to-3 PRI (µsec)	Start Location Within Interval (msec)
1	1	56	14			629.103
2	2	98.3	14	1732		595.388
3	3	75.8	14	1312	1029	104.155
4	2	97.9	14	1129		178.393
5	1	52.4	14			192.381
6	2	99.4	14	1637		400.658
7	2	73.7	14	1862		332.636
8	2	62.5	14	1377		263.074
9	2	97	14	1447		405.481
10	2	93.3	14	1800		695.729
11	3	89	14	1569	1151	666.156
12	2	72.3	14	1733		329.894
13	2	73.7	14	1321		81.982
14	2	79.4	14	1791		29.009
15	3	63.8	14	1260	1141	316.947
16	2	85.9	14	1032		303.865
17	3	82.6	14	1217	1215	422.682

TYPE 5

PARAMETER SHEET

Rohde & Schwarz
Pulse Sequencer

Trial Number : 8

Bursts in Trial: 18

Burst	Number of Pulses	Pulse Width (µsec)	Chirp Width (MHz)	Pulse 1-to-2 Spacing (µsec)	Pulse 2-to-3 PRI (µsec)	Start Location Within Interval (msec)
1	3	84.4	13	1355	1759	406.895
2	2	72.4	13	1273		319.519
3	2	66.8	13	1593		510.117
4	2	57.6	13	1944		457.71
5	2	51.1	13	1683		62.863
6	1	55.8	13			166.417
7	2	53.1	13	1257		185.87
8	3	67.4	13	1784	1931	384.133
9	3	55	13	1395	1141	282.007
10	2	58.4	13	1305		78.45
11	2	83	13	1475		464.343
12	3	84.8	13	1684	1822	602.897
13	2	87.1	13	1918		38.59
14	1	85.6	13			135.193
15	2	73.2	13	1391		419.547
16	1	66.1	13			465
17	2	84.3	13	1487		244.833
18	1	88.5	13			255.267

TYPE 5
PARAMETER
SHEET

Rohde & Schwarz
Pulse Sequencer

Trial Number : 9

Bursts in Trial: 15

Burst	Number of Pulses	Pulse Width (µsec)	Chirp Width (MHz)	Pulse 1-to-2 PRI (µsec)	Pulse 2-to-3 PRI (µsec)	Start Location Within Interval (msec)
1	1	91.8	13			601.442
2	2	69.4	13	1294		20.859
3	3	80.9	13	1217	1905	729.55
4	2	91.5	13	1904		750.28
5	2	66.2	13	1791		131.96
6	2	70.1	13	1045		145.5
7	2	94.9	13	1035		542.91
8	2	88.2	13	1421		559.95
9	2	54.5	13	1690		545.1
10	2	77.4	13	1008		115.66
11	3	90.5	13	1239	1873	753.31
12	3	95	13	1871	1591	337.25
13	2	58.4	13	1571		466.4
14	1	77.3	13			279.2
15	1	95.4	13			752.8

TYPE 5

PARAMETER SHEET

Rohde & Schwarz
Pulse Sequencer

Trial Number : 10

Bursts in Trial: 13

Burst	Number of Pulses	Pulse Width (µsec)	Chirp Width (MHz)	Pulse 1-to-2 PRI (µsec)	Pulse 2-to-3 PRI (µsec)	Start Location Within Interval (msec)
1	1	52.1	9			303.583
2	3	52.9	9	1943	1020	905.673
3	2	69.3	9	1212		727.506
4	2	67.5	9	1140		741.039
5	2	90.5	9	1305		611.212
6	3	78.1	9	1825	1246	204.835
7	3	75	9	1979	1280	206.888
8	2	50.2	9	1984		868.162
9	2	83.3	9	1796		297.535
10	1	77.1	9			463.888
11	2	95.3	9	1653		638.711
12	1	65.4	9			338.954
13	2	92.3	9	1247		494.377

TYPE 5

PARAMETER SHEET

Rohde & Schwarz
Pulse Sequencer

Trial Number : 11

Bursts in Trial: 11

Burst	Number of Pulses	Pulse Width (µsec)	Chirp Width (MHz)	Pulse 1-to-2 PRI (µsec)	Pulse 2-to-3 PRI (µsec)	Start Location Within Interval (msec)
1	1	99.3	6			667.929
2	1	68.6	6			800.971

3	2	54.4	6	1666		913.842
4	2	60.3	6	1431		974.303
5	2	52.5	6	1747		990.654
6	3	85.5	6	1830	1261	218.145
7	1	73.9	6			129.255
8	2	99.8	6	1669		535.206
9	2	61.3	6	1857		1.717
10	2	81.2	6	1082		898.518
11	1	55.5	6			386.609

TYPE 5						
PARAMETER SHEET						Rohde & Schwarz Pulse Sequencer
Trial Number : 12						
Bursts in Trial: 12						
Burst	Number of Pulses	Pulse Width (µsec)	Chirp Width (MHz)	Pulse 1-to-2 PRI (µsec)	Pulse 2-to-3 PRI (µsec)	Start Location Within Interval (msec)
1	2	71.4	10	1870		685.899
2	2	94.1	10	1465		452.26
3	2	57.9	10	1760		234.33
4	1	62	10			495.89
5	3	70.7	10	1352	1209	860.74
6	2	85	10	1619		637.23
7	3	54.1	10	1534	1635	132.46
8	2	73.7	10	1196		276.96
9	1	99	10			250.08
10	3	67.5	10	1340	1669	469.15
11	2	65.8	10	1293		559.3
12	2	99.3	10	1681		895.8

TYPE 5						
PARAMETER						Rohde & Schwarz
						Pulse Sequencer
SHEET						
Trial Number : 13						
Bursts in Trial: 12						
Burst	Number of Pulses	Pulse Width (µsec)	Chirp Width (MHz)	Pulse 1-to-2 PRI (µsec)	Pulse 2-to-3 PRI (µsec)	Start Location Within Interval (msec)
1	2	72.2	12	1427		702.38
2	2	92.8	12	1977		158.19
3	1	94.5	12			540.18
4	1	62.6	12			504.89
5	2	50.7	12	1523		805.3
6	2	67.9	12	1472		540.88
7	2	88.8	12	1997		540.5
8	3	73.6	12	1966	1405	915.64
9	3	69.1	12	1262	1900	837.24
10	1	68.9	12			591.29
11	2	61.4	12	1051		396.5
12	3	87.5	12	1305	1448	3

TYPE 5						
PARAMETER						Rohde & Schwarz
						Pulse Sequencer
SHEET						
Trial Number : 14						
Bursts in Trial: 19						
Burst	Number of Pulses	Pulse Width (µsec)	Chirp Width (MHz)	Pulse 1-to-2 PRI (µsec)	Pulse 2-to-3 PRI (µsec)	Start Location Within Interval (msec)
1	2	90.5	19	1817		74.713
2	1	58.2	19			164.315
3	2	93.4	19	1614		382.502

4	3	60.6	19	1387	1949	327.563
5	3	64.6	19	1407	1498	196.024
6	2	54.9	19	1825		167.245
7	2	64.1	19	1309		389.496
8	2	94.1	19	1186		370.427
9	1	74.7	19			281.988
10	3	67.7	19	1786	1561	9.239
11	2	85.4	19	1380		557.471
12	2	57.6	19	1111		310.902
13	1	54.4	19			181.653
14	2	90.1	19	1254		81.374
15	2	79.7	19	1955		610.005
16	1	80.7	19			12.586
17	2	52.2	19	1974		33.937
18	2	96.2	19	1535		175.858
19	2	64.9	19	1312		514.579

TYPE 5	Rohde & Schwarz
PARAMETER	Pulse Sequencer
SHEET	

Trial Number : 15

Bursts in Trial: 11

Burst	Number of Pulses	Pulse Width (µsec)	Chirp Width (MHz)	Pulse 1-to-2 PRI (µsec)	Pulse 2-to-3 PRI (µsec)	Start Location Within Interval (msec)
1	2	56.9	19	1615		742.298
2	2	54	19	1480		743.641
3	2	87.6	19	1129		216.602
4	3	88.8	19	1879	1660	968.553
5	3	74.5	19	1640	1400	938.634
6	3	79.4	19	1989	1490	26.365
7	2	66.4	19	1256		798.325
8	2	85.6	19	1831		531.006
9	3	97.2	19	1192	1204	19.127
10	2	63.3	19	1114		943.418
11	1	58.4	19			325.709

TYPE 5

PARAMETER SHEET

Rohde & Schwarz
Pulse Sequencer

Trial Number : 16

Bursts in Trial: 14

Burst	Number of Pulses	Pulse Width (µsec)	Chirp Width (MHz)	Pulse 1-to-2 PRI (µsec)	Pulse 2-to-3 PRI (µsec)	Start Location Within Interval (msec)
1	2	69.7	10	1921		247.531
2	2	69.8	10	1729		296.997
3	1	75.3	10			613.114
4	2	62.2	10	1581		594.381
5	2	99.3	10	1370		351.479
6	1	96.1	10			74.016
7	1	69.6	10			429.203
8	3	76.6	10	1033	1758	323.77
9	2	57.6	10	1037		821.677
10	1	65.6	10			639.174
11	3	61.4	10	1463	1540	178.081
12	3	95.7	10	1658	1729	639.829
13	3	92.9	10	1087	1230	532.586
14	2	89.2	10	1877		518.843

TYPE 5

PARAMETER SHEET

Rohde & Schwarz
Pulse Sequencer

Trial Number : 17

Bursts in Trial: 14

Burst	Number of Pulses	Pulse Width (µsec)	Chirp Width (MHz)	Pulse 1-to-2 PRI (µsec)	Pulse 2-to-3 PRI (µsec)	Start Location Within Interval (msec)
1	2	61.9	17	1100		431.333

2	3	94.4	17	1072	1143	280.627
3	3	54.4	17	1178	1947	837.444
4	3	68.9	17	1426	1687	41.641
5	3	90.3	17	1513	1415	272.709
6	2	77.7	17	1814		824.806
7	1	55.7	17			543.083
8	2	54	17	1931		22.76
9	3	52.7	17	1513	1560	265.437
10	3	67.6	17	1731	1515	500.854
11	2	80.7	17	1767		846.641
12	2	74.9	17	1140		57.219
13	1	80.2	17			258.586
14	2	83.7	17	1542		131.943

TYPE 5						
PARAMETER						Rohde & Schwarz
						Pulse Sequencer
SHEET						
Trial Number : 18						
Bursts in Trial: 13						
Burst	Number of Pulses	Pulse Width (µsec)	Chirp Width (MHz)	Pulse 1-to-2 PRI (µsec)	Pulse 2-to-3 PRI (µsec)	Start Location Within Interval (msec)
1	2	90.4	12	1477		504.072
2	2	91.4	12	1925		576.983
3	1	86.1	12			893.536
4	3	89.4	12	1185	1266	754.219
5	3	68.9	12	1531	1676	846.262
6	2	86.2	12	1648		457.855
7	2	90	12	1940		892.538
8	2	57.4	12	1121		87.442
9	2	63.6	12	1390		281.405
10	3	81.7	12	1829	1565	246.788
11	2	92.9	12	1766		94.461
12	2	71.9	12	1162		838.554
13	3	62.9	12	1211	1673	554.377

TYPE 5

PARAMETER SHEET

Rohde & Schwarz
Pulse Sequencer

Trial Number : 19

Bursts in Trial: 14

Burst	Number of Pulses	Pulse Width (µsec)	Chirp Width (MHz)	Pulse 1-to-2 PRI (µsec)	Pulse 2-to-3 PRI (µsec)	Start Location Within Interval (msec)
1	2	81.1	18	1223		383.202
2	1	70.7	18			715.887
3	3	60.4	18	1066	1296	720.994
4	2	68.5	18	1175		153.981
5	2	69.7	18	1053		410.909
6	2	59.1	18	1662		408.576
7	3	72.2	18	1145	1742	674.643
8	3	87.5	18	1327	1039	712.77
9	2	95.6	18	1895		356.737
10	2	88.2	18	1193		49.064
11	3	92.2	18	1310	1020	314.591
12	3	80.7	18	1753	1149	330.229
13	2	63.1	18	1778		233.286
14	3	84.2	18	1065	1598	497.043

TYPE 5

PARAMETER SHEET

Rohde & Schwarz
Pulse Sequencer

Trial Number : 20

Bursts in Trial: 20

Burst	Number of Pulses	Pulse Width (µsec)	Chirp Width (MHz)	Pulse 1-to-2 PRI (µsec)	Pulse 2-to-3 PRI (µsec)	Start Location Within Interval (msec)
1	3	76.8	10	1252	1787	454.45

2	2	91.1	10	1823		183.473
3	2	67	10	1902		530.45
4	1	86.3	10			29.65
5	2	54.7	10	1891		405.38
6	2	72.7	10	1608		381.35
7	3	76.9	10	1080	1474	441.04
8	1	83.6	10			106.32
9	2	50.5	10	1227		166.4
10	3	99.6	10	1709	1050	99.25
11	1	64.5	10			507.81
12	1	62.7	10			535.07
13	2	53.8	10	1819		454.26
14	2	86.5	10	1658		68.16
15	1	94.8	10			176.63
16	1	74.2	10			551.2
17	2	68.7	10	1731		286.03
18	1	72.7	10			105.4
19	2	91.3	10	1089		255.5
20	2	59.8	10	1998		152.1

TYPE 5						
PARAMETER						Rohde & Schwarz
						Pulse Sequencer
SHEET						
Trial Number : 21						
Bursts in Trial: 16						
Burst	Number of Pulses	Pulse Width (µsec)	Chirp Width (MHz)	Pulse 1-to-2 PRI (µsec)	Pulse 2-to-3 PRI (µsec)	Start Location Within Interval (msec)
1	2	70.7	6	1889		461.366
2	1	83.4	6			468.68
3	2	54.2	6	1166		359.57
4	2	56	6	1891		263.91
5	2	91.9	6	1019		702.47
6	2	59.3	6	1398		69.13
7	2	65.1	6	1706		89.58
8	2	88	6	1380		703.8
9	1	92.3	6			402.46

10	2	75.3	6	1076		588.89
11	1	65.3	6			216.37
12	1	73.1	6			712.52
13	2	92.1	6	1678		738.22
14	3	53	6	1591	1698	46.85
15	3	93.5	6	1982	1558	471.1
16	2	51.3	6	1354		591.7

TYPE 5						
PARAMETER SHEET						Rohde & Schwarz Pulse Sequencer
Trial Number : 22						
Bursts in Trial: 14						
Burst	Number of Pulses	Pulse Width (µsec)	Chirp Width (MHz)	Pulse 1-to-2 PRI (µsec)	Pulse 2-to-3 PRI (µsec)	Start Location Within Interval (msec)
1	2	97	13	1991		228.097
2	2	75.6	13	1194		734.237
3	1	73.3	13			749.404
4	3	81.3	13	1458	1657	669.001
5	3	85.5	13	1016	1534	0.749
6	2	83	13	1142		338.936
7	1	65.8	13			337.333
8	1	69	13			88.85
9	1	92.3	13			504.407
10	2	50.3	13	1575		728.814
11	3	70.8	13	1353	1264	203.921
12	2	81.6	13	1622		786.229
13	2	74.4	13	1927		244.686
14	1	85.5	13			636.443

TYPE 5						
PARAMETER						Rohde & Schwarz
						Pulse Sequencer
SHEET						
Trial Number : 23						
Bursts in Trial: 9						
Burst	Number of Pulses	Pulse Width (µsec)	Chirp Width (MHz)	Pulse 1-to-2 PRI (µsec)	Pulse 2-to-3 PRI (µsec)	Start Location Within Interval (msec)
1	1	68.3	8			1209.76
2	1	98.8	8			833.887
3	2	51.2	8	1828		963.193
4	1	68.6	8			410.37
5	2	75.2	8	1966		805.487
6	1	75.8	8			826.883
7	1	82.5	8			1043.71
8	3	93.5	8	1732	1066	869.467
9	1	55.7	8			412.533

TYPE 5						
PARAMETER						Rohde & Schwarz
						Pulse Sequencer
SHEET						
Trial Number : 24						
Bursts in Trial: 18						
Burst	Number of Pulses	Pulse Width (µsec)	Chirp Width (MHz)	Pulse 1-to-2 PRI (µsec)	Pulse 2-to-3 PRI (µsec)	Start Location Within Interval (msec)
1	2	82.6	18	1083		130.758
2	3	63.4	18	1161	1790	455.483
3	1	75.6	18			141.037
4	3	68.7	18	1714	1785	352.86
5	1	56	18			322.083
6	3	81.2	18	1006	1444	571.567

7	2	62.2	18	1611		542.54
8	2	64.7	18	1136		337.713
9	3	68	18	1146	1511	4.717
10	1	90.8	18			300.07
11	2	53.6	18	1272		127.873
12	2	80.4	18	1622		390.757
13	2	91.3	18	1849		118.68
14	2	94	18	1894		177.753
15	2	58.7	18	1393		517.917
16	3	97.4	18	1168	1791	491.9
17	2	77.4	18	1631		16.233
18	2	66	18	1571		591.967

TYPE 5						
PARAMETER						Rohde & Schwarz
						Pulse Sequencer
SHEET						
Trial Number : 25						
Bursts in Trial: 12						
Burst	Number of Pulses	Pulse Width (µsec)	Chirp Width (MHz)	Pulse 1-to-2 PRI (µsec)	Pulse 2-to-3 PRI (µsec)	Start Location Within Interval (msec)
1	2	90.7	13	1376		844.675
2	3	99.5	13	1007	1959	121.27
3	3	52.7	13	1755	1224	423.28
4	2	79.3	13	1042		521.66
5	2	99.3	13	1297		608.33
6	2	86	13	1469		171.07
7	1	69.5	13			367.17
8	3	73	13	1262	1150	909.23
9	2	54	13	1291		346.6
10	2	97.9	13	1809		53.61
11	1	67.5	13			662.8
12	1	75.5	13			599.7

TYPE 5

PARAMETER SHEET

Rohde & Schwarz
Pulse Sequencer

Trial Number : 26

Bursts in Trial: 16

Burst	Number of Pulses	Pulse Width (µsec)	Chirp Width (MHz)	Pulse 1-to-2 PRI (µsec)	Pulse 2-to-3 PRI (µsec)	Start Location Within Interval (msec)
1	1	56.8	10			226.656
2	2	99.5	10	1082		715.72
3	2	75.4	10	1395		149.6
4	1	77.4	10			119.85
5	2	58.6	10	1305		413.82
6	3	89	10	1823	1270	38.61
7	2	56.4	10	1778		283.19
8	1	69.8	10			120.21
9	2	76.2	10	1913		541.38
10	2	69.9	10	1269		35.34
11	2	78.9	10	1361		136.42
12	3	61	10	1797	1885	170.84
13	1	95.3	10			127.77
14	1	75.6	10			99.16
15	2	88.5	10	1960		84.5
16	2	61.7	10	1468		254.1

TYPE 5
PARAMETER
SHEET

Rohde & Schwarz
Pulse Sequencer

Trial Number : 27

Bursts in Trial: 13

Burst	Number of Pulses	Pulse Width (µsec)	Chirp Width (MHz)	Pulse 1-to-2 PRI (µsec)	Pulse 2-to-3 PRI (µsec)	Start Location Within Interval (msec)
1	2	90.9	5	1057		787.509
2	2	50.9	5	1167		886.103
3	2	74.3	5	1003		22.806
4	2	51.5	5	1642		74.009
5	2	86.5	5	1520		198.412
6	2	80.7	5	1646		614.975
7	2	57.7	5	1710		775.058
8	2	74.8	5	1766		316.482
9	1	66.5	5			440.585
10	1	52.7	5			196.158
11	2	65.8	5	1146		361.241
12	2	98.7	5	1027		678.254
13	2	53.8	5	1192		237.477

TYPE 5
PARAMETER
SHEET

Rohde & Schwarz
Pulse Sequencer

Trial Number : 28

Bursts in Trial: 12

Burst	Number of Pulses	Pulse Width (µsec)	Chirp Width (MHz)	Pulse 1-to-2 PRI (µsec)	Pulse 2-to-3 PRI (µsec)	Start Location Within Interval (msec)
1	2	91.5	5	1046		749.939
2	2	57.5	5	1657		78.56

3	2	84.6	5	1592		577.91
4	3	92.6	5	1535	1806	525.54
5	2	94.8	5	1481		40.38
6	3	53.7	5	1766	1559	690.86
7	2	65	5	1415		907.73
8	2	54.8	5	1739		200.96
9	3	74.7	5	1772	1331	47.82
10	2	80.3	5	1574		907.35
11	3	69.6	5	1896	1177	882.6
12	2	51.4	5	1457		886.6

TYPE 5	Rohde & Schwarz
PARAMETER	Pulse Sequencer
SHEET	

Trial Number : 29

Bursts in Trial: 8

Burst	Number of Pulses	Pulse Width (µsec)	Chirp Width (MHz)	Pulse 1-to-2 PRI (µsec)	Pulse 2-to-3 PRI (µsec)	Start Location Within Interval (msec)
1	1	67.6	7			1086.11
2	1	95.8	7			802.45
3	1	74	7			611.02
4	2	61.2	7	1149		905.46
5	2	96.1	7	1721		885.82
6	2	93.8	7	1875		365.18
7	3	92.6	7	1672	1866	1264
8	3	60.5	7	1167	1818	1003.9

<h1 style="margin: 0;">TYPE 5</h1> <h2 style="margin: 0;">PARAMETER SHEET</h2>	Rohde & Schwarz Pulse Sequencer
--	------------------------------------

Trial Number : 30

Bursts in Trial: 11

Burst	Number of Pulses	Pulse Width (µsec)	Chirp Width (MHz)	Pulse 1-to-2 PRI (µsec)	Pulse 2-to-3 PRI (µsec)	Start Location Within Interval (msec)
1	1	90.2	10			1043.51
2	3	83.9	10	1549	1869	672.291
3	1	78.1	10			590.252
4	2	62.1	10	1830		915.123
5	1	96	10			1044.634
6	1	62.6	10			631.795
7	3	65.9	10	1754	1271	432.075
8	2	88.6	10	1970		355.406
9	2	84.4	10	1521		338.487
10	1	84.9	10			569.718
11	3	56.6	10	1097	1614	77.309

Radar Type 6 - Radar Statistical Performance

Trail #	Test Freq. (MHz)	1=Detection 0=No Detection	Trail #	Test Freq. (MHz)	1=Detection 0=No Detection
1	5491.0	1	16	5527.2	1
2	5493.0	0	17	5530.0	1
3	5495.1	1	18	5532.6	0
4	5497.5	1	19	5534.5	1
5	5499.4	0	20	5537.8	1
6	5502.2	1	21	5541.3	1
7	5504.3	0	22	5545.4	1
8	5506.4	1	23	5549.1	1
9	5508.7	1	24	5553.0	1

10	5510.6	1	25	5555.4	0
11	5513.0		26	5558.3	1
12	5515.8	1	27	5561.1	1
13	5518.9	1	28	5563.2	0
14	5521.6	1	29	5566.4	1
15	5524.1	0	30	5569.0	1
Detection Percentage (%)					76.7%

802.11ax-HE160-5570MHz

Radar Type 1 - Radar Statistical Performance

RADAR TYPE 1					
Rohde & Schwarz					
K350 Pulse					
Sequencer DFS					
Trial #	Test Freq. (MHz)	Number of Pulses per Burst	Pulse Width (µsec)	PRI (µs)	Detection (yes/no)
1	5490	35	1	898	1
2	5493	29	1	938	1
3	5510	33	1	618	1
4	5516	27	1	678	1
5	5520	47	1	518	0
6	5526	65	1	758	1
7	5528	64	1	598	0
8	5530	63	1	538	1
9	5532	90	1	638	0
10	5534	27	1	3066	0
11	5536	39	1	698	1
12	5538	29	1	858	1
13	5542	44	1	778	1
14	5558	28	1	838	1
15	5563	19	1	558	1
16	5568	22	1	657	1
17	5570	20	1	2100	1
18	5576	23	1	2886	0
19	5582	26	1	2276	1
20	5598	30	1	725	1

21	5600	56	1	2402	1
22	5610	61	1	1638	1
23	5614	33	1	1620	1
24	5621	42	1	1503	0
25	5628	51	1	2710	1
26	5630	66	1	2862	1
27	5636	77	1	2371	1
28	5638	54	1	1831	1
29	5642	39	1	2610	0
30	5648	47	1	1589	1
Detection Percentage (%)	76.7%				

Radar Type 2 - Radar Statistical Performance

RADAR TYPE 2					
					Rohde & Schwarz
					K350 Pulse
					Sequencer DFS
Trial #	Test Freq. (MHz)	Number of Pulses per Burst	Pulse Width (µsec)	PRI (µs)	Detection (yes/no)
1	5490	23	3.3	188	1
2	5493	28	2.9	160	1
3	5510	25	2.6	189	1
4	5516	27	3.1	203	1
5	5520	23	4.2	199	0
6	5526	25	3.6	183	1
7	5528	27	3.9	171	1
8	5530	24	4.5	163	1
9	5532	23	5.0	159	1
10	5534	27	3.1	224	0
11	5536	28	4.0	218	1
12	5538	25	1.2	191	1
13	5542	28	1.9	178	1
14	5558	26	2.0	220	1
15	5563	27	3.3	199	0
16	5568	24	3.9	189	1
17	5570	24	4.7	176	1
18	5576	26	2.0	129	0
19	5582	28	1.8	133	1
20	5598	27	3.5	179	0

21	5600	23	3.9	229	1
22	5610	29	2.0	287	0
23	5614	28	1.3	118	1
24	5621	26	3.9	203	1
25	5628	28	4.6	159	1
26	5630	27	4.7	190	1
27	5636	24	5.0	226	1
28	5638	29	3.7	216	1
29	5642	26	4.3	226	1
30	5648	28	5.2	228	1
Detection Percentage (%)	80.0%				

Radar Type 3 - Radar Statistical Performance

RADAR TYPE 3					
Rohde & Schwarz K350 Pulse Sequencer DFS					
Trial #	Test Freq. (MHz)	Number of Pulses per Burst	Pulse Width (µsec)	PRI (µs)	Detection (yes/no)
1	5490	18	6.7	260	1
2	5493	17	5	256	1
3	5510	16	9.2	299	1
4	5516	16	9.	356	1
5	5520	15	8.5	260	1
6	5526	14	6.9	347	1
7	5528	17	6.4	372	1
8	5530	16	7	427	0
9	5532	15	5.9	339	1
10	5534	19	8	226	1
11	5536	18	7	417	1
12	5538	14	9.3	336	1
13	5542	16	9.6	227	1
14	5558	17	7.3	451	1
15	5563	22	7.1	269	1
16	5568	18	6.8	259	1
17	5570	19	8.9	243	1
18	5576	15	7.2	421	1
19	5582	17	7.7	462	0
20	5598	15	7.1	441	0

21	5600	17	8.3	235	1
22	5610	16	9.1	347	1
23	5614	14	7.4	436	1
24	5621	20	6.5	439	1
25	5628	17	7.9	256	0
26	5630	17	8.9	287	1
27	5636	15	7.1	227	1
28	5638	16	7.2	226	1
29	5642	17	8	250	1
30	5648	20	7.8	267	1
Detection Percentage (%)	86.7%				

Radar Type 4 - Radar Statistical Performance

RADAR TYPE 4					Rohde & Schwarz K350 Pulse Sequencer DFS
Trial #	Test Freq. (MHz)	Number of Pulses per Burst	Pulse Width (µsec)	PRI (µs)	Detection (yes/no)
1	5490	17	20.1	299	1
2	5493	19	20.9	280	1
3	5510	15	20.3	309	1
4	5516	15	19.8	311	1
5	5520	14	15.7	405	1
6	5526	15	14.9	298	1
7	5528	15	11.5	371	0
8	5530	13	15.4	213	1
9	5532	12	11.8	390	1
10	5534	16	15.7	225	1
11	5536	15	18.3	217	0
12	5538	14	11.5	335	1
13	5542	15	17.2	208	0
14	5558	15	12.6	450	1
15	5563	15	18.3	301	1
16	5568	12	15.3	342	1
17	5570	12	16.2	319	1
18	5576	14	17.3	344	1
19	5582	17	14.3	421	1
20	5598	16	15.2	257	1

21	5600	14	16.1	309	1
22	5610	15	14.2	333	1
23	5614	16	13.4	298	1
24	5621	12	14.5	412	1
25	5628	14	11.8	339	1
26	5630	16	12.9	456	1
27	5636	17	13.7	407	1
28	5638	13	19.3	417	0
29	5642	14	14.6	352	1
30	5648	16	13.3	309	1
Detection Percentage (%)	86.7%				

Note: In addition an average minimum percentage of successful detection across all four Short pulse

radar test waveforms is as follows: $\frac{p1+p2+p3+p4}{4} = (76.7\%+80.0\%+86.7\%+86.7\%)/4=82.5\%(>80\%).$

Radar Type 5 - Radar Statistical Performance

Trail #	Test Freq. (MHz)	1=Detection 0=No Detection	Trail #	Test Freq. (MHz)	1=Detection 0=No Detection
1	5490	1	16	5568	1
2	5493	1	17	5570	1
3	5510	1	18	5576	1
4	5516	1	19	5582	1
5	5520	0	20	5598	1
6	5526	0	21	5600	1
7	5528	1	22	5610	1
8	5530	1	23	5614	1
9	5532	1	24	5621	1
10	5534	1	25	5628	0
11	5536	11	26	5630	1
12	5538	1	27	5636	1
13	5542	1	28	5638	1
14	5558	0	29	5642	1

15	5563	1	30	5648	1
Detection Percentage (%)					86.7%

TYPE 5 PARAMETER SHEET							Rohde & Schwarz Pulse Sequencer
Trial Number : 1							
Bursts in Trial: 17							
Burst	Number of Pulses	Pulse Width (µsec)	Chirp Width (MHz)	Pulse 1-to-2 PRI (µsec)	Pulse 2-to-3 PRI (µsec)	Start Location Within Interval (msec)	
1	3	90.4	11	1240	1367	652.586	
2	2	81.3	11	1434		426.688	
3	1	98.8	11			112.455	
4	2	96.2	11	1951		550.653	
5	1	91	11			373.911	
6	2	83	11	1808		219.078	
7	2	62.6	11	1526		407.826	
8	1	97.8	11			668.434	
9	2	60.4	11	1676		119.221	
10	3	65.2	11	1388	1383	337.189	
11	1	51.5	11			323.576	
12	2	51.1	11	1806		92.504	
13	1	51.5	11			187.932	
14	2	80.5	11	1902		451.899	
15	2	65.5	11	1760		512.847	
16	2	81.5	11	1564		282.865	
17	1	63.4	11			390.182	

TYPE 5 PARAMETER SHEET							Rohde & Schwarz Pulse Sequencer
Trial Number : 2							
Bursts in Trial: 12							
Burst	Number of Pulses	Pulse Width (µsec)	Chirp Width (MHz)	Pulse 1-to-2 PRI (µsec)	Pulse 2-to-3 PRI (µsec)	Start Location Within Interval (msec)	
1	2	96.7	12	1594		420.671	
2	3	92.7	12	1498	1294	877.22	

3	2	51.1	12	1684		314.68
4	1	63	12			598.56
5	3	93.3	12	1218	1685	722.96
6	3	75.1	12	1739	1057	540.6
7	3	51.3	12	1783	1921	283.43
8	1	74.8	12			525.62
9	1	94	12			172.07
10	2	62.7	12	1754		190.05
11	1	75	12			889.9
12	2	67	12	1831		828.6

TYPE 5 PARAMETER SHEET							Rohde & Schwarz Pulse Sequencer
Trial Number : 3							
Bursts in Trial: 19							
Burst	Number of Pulses	Pulse Width (µsec)	Chirp Width (MHz)	Pulse 1-to-2 PRI (µsec)	Pulse 2-to-3 PRI (µsec)	Start Location Within Interval (msec)	
1	1	82.1	17			327.965	
2	1	90.4	17			28.629	
3	3	84.4	17	1121	1978	25.552	
4	1	99.6	17			324.643	
5	2	76.3	17	1166		372.294	
6	2	82.9	17	1015		600.845	
7	3	50.6	17	1074	1688	296.796	
8	2	72.5	17	1021		134.317	
9	3	83.7	17	1702	1647	53.258	
10	3	53	17	1951	1581	520.249	
11	2	67.7	17	1095		151.391	
12	2	90.5	17	1266		295.702	
13	3	96.2	17	1233	2000	353.213	
14	3	63.9	17	1229	1680	574.454	
15	3	98.1	17	1204	1968	539.935	
16	1	51.1	17			397.526	
17	3	75.2	17	1084	1562	500.937	
18	2	79.2	17	1658		4.358	
19	2	85.7	17	1312		263.779	

<h2 style="margin: 0;">TYPE 5 PARAMETER SHEET</h2>	Rohde & Schwarz Pulse Sequencer
--	------------------------------------

Trial Number : 4

Bursts in Trial: 9

Burst	Number of Pulses	Pulse Width (µsec)	Chirp Width (MHz)	Pulse 1-to-2 PRI (µsec)	Pulse 2-to-3 PRI (µsec)	Start Location Within Interval (msec)
1	1	89.4	17			774.986
2	3	63.4	17	1626	1203	540.367
3	2	78.9	17	1301		688.633
4	2	88.4	17	1832		276.65
5	3	55.9	17	1198	1149	327.337
6	2	61.8	17	1510		532.143
7	2	83.4	17	1276		1215.17
8	2	75	17	1519		315.077
9	1	64.9	17			1148.233

<h2 style="margin: 0;">TYPE 5 PARAMETER SHEET</h2>	Rohde & Schwarz Pulse Sequencer
--	------------------------------------

Trial Number : 5

Bursts in Trial: 18

Burst	Number of Pulses	Pulse Width (µsec)	Chirp Width (MHz)	Pulse 1-to-2 PRI (µsec)	Pulse 2-to-3 PRI (µsec)	Start Location Within Interval (msec)
1	1	86.7	14			572.387
2	3	90.9	14	1104	1220	409.263
3	2	82.7	14	1631		534.387
4	3	74.9	14	1183	1234	44.92
5	2	88.7	14	1854		622.903
6	2	75.3	14	1520		67.917
7	1	66.5	14			173.7
8	3	85.1	14	1631	1019	632.503
9	1	88.6	14			249.567
10	1	57.8	14			529.34
11	2	99.2	14	1227		144.103
12	3	96.3	14	1779	1065	331.257
13	2	85.1	14	1942		312.84
14	1	97.8	14			312.973

15	2	95.1	14	1342		156.947
16	3	99.2	14	1661	1074	167.8
17	3	69.1	14	1258	1218	487.433
18	2	73.4	14	1617		181.967

<h2 style="margin: 0;">TYPE 5 PARAMETER SHEET</h2>	Rohde & Schwarz Pulse Sequencer
--	------------------------------------

Trial Number : 6

Bursts in Trial: 15

Burst	Number of Pulses	Pulse Width (µsec)	Chirp Width (MHz)	Pulse 1-to-2 PRI (µsec)	Pulse 2-to-3 PRI (µsec)	Start Location Within Interval (msec)
1	1	99.6	19			599.895
2	3	51.3	19	1566	1133	247.79
3	3	78.9	19	1815	1389	202.12
4	3	93.5	19	1671	1599	98.85
5	3	78.3	19	1202	1642	708.49
6	3	62.4	19	1970	1110	429.77
7	3	52.1	19	1639	1687	592.66
8	2	90.4	19	1735		640.21
9	2	50.9	19	1542		223.32
10	3	80.2	19	1789	1100	357.66
11	3	67.5	19	1836	1228	538.53
12	2	60.8	19	1648		590.2
13	2	73.4	19	1233		95.32
14	2	55.1	19	1836		657.2
15	1	75.4	19			374.1

<h2 style="margin: 0;">TYPE 5 PARAMETER SHEET</h2>	Rohde & Schwarz Pulse Sequencer
--	------------------------------------

Trial Number : 7

Bursts in Trial: 15

Burst	Number of Pulses	Pulse Width (µsec)	Chirp Width (MHz)	Pulse 1-to-2 PRI (µsec)	Pulse 2-to-3 PRI (µsec)	Start Location Within Interval (msec)
1	2	73.8	15	1477		96.212
2	1	92.2	15			400.1
3	1	62.4	15			644.76

4	3	84	15	1850	1999	347.66
5	1	83.6	15			482.81
6	2	91.7	15	1459		715.32
7	3	67.6	15	1743	1282	772.46
8	1	91.5	15			682.13
9	1	73.8	15			24.13
10	1	73.8	15			403.91
11	2	60.3	15	1651		421.25
12	3	60.4	15	1068	1913	185.5
13	2	57.6	15	1279		2.1
14	1	61.2	15			344.8
15	2	66.6	15	1777		97.2

<h2 style="margin: 0;">TYPE 5 PARAMETER SHEET</h2>	Rohde & Schwarz Pulse Sequencer
--	------------------------------------

Trial Number : 8

Bursts in Trial: 12

Burst	Number of Pulses	Pulse Width (µsec)	Chirp Width (MHz)	Pulse 1-to-2 Spacing (µsec)	Pulse 2-to-3 PRI (µsec)	Start Location Within Interval (msec)
1	1	57.3	20			127.696
2	2	80.8	20	1403		792.47
3	1	64.6	20			727.53
4	1	61.6	20			406.28
5	2	78.6	20	1107		799.75
6	2	69.1	20	1695		936.08
7	1	83.8	20			679.66
8	2	99.4	20	1459		355
9	1	96.4	20			171.14
10	2	60	20	1394		44.25
11	2	72.3	20	1666		50.1
12	2	90	20	1402		197.7

<h2 style="margin: 0;">TYPE 5 PARAMETER SHEET</h2>	Rohde & Schwarz Pulse Sequencer
--	------------------------------------

Trial Number : 9

Bursts in Trial: 11

Burst	Number of Pulses	Pulse Width (µsec)	Chirp Width (MHz)	Pulse 1-to-2 PRI (µsec)	Pulse 2-to-3 PRI (µsec)	Start Location Within Interval (msec)
1	3	83.1	8	1465	1072	652.312
2	2	77.8	8	1249		266.631
3	1	88.9	8			215.722
4	1	67.1	8			475.603
5	2	93.9	8	1863		11.274
6	1	77.8	8			788.955
7	2	73.7	8	1539		199.895
8	3	50.4	8	1561	1037	791.626
9	2	58.3	8	1692		92.367
10	2	86.5	8	1451		307.618
11	3	92.3	8	1908	1697	734.009

<h2 style="margin: 0;">TYPE 5 PARAMETER SHEET</h2>	Rohde & Schwarz Pulse Sequencer
--	------------------------------------

Trial Number : 10

Bursts in Trial: 16

Burst	Number of Pulses	Pulse Width (µsec)	Chirp Width (MHz)	Pulse 1-to-2 PRI (µsec)	Pulse 2-to-3 PRI (µsec)	Start Location Within Interval (msec)
1	1	99	9			501.182
2	3	89.1	9	1815	1531	206.66
3	2	85.7	9	1816		355.56
4	1	92.1	9			171.56
5	1	89.3	9			494.86
6	2	90.3	9	1840		178.7
7	2	76.3	9	1595		112.75
8	2	90	9	1733		578.44
9	2	75	9	1380		310.32
10	1	55.2	9			419.95
11	3	98.8	9	1922	1954	327.93
12	2	55	9	1760		380.03

13	1	91.5	9			67.2
14	1	81	9			40.01
15	2	88.2	9	1350		57.5
16	2	90.4	9	1844		212.6

<h2 style="margin: 0;">TYPE 5 PARAMETER SHEET</h2>	Rohde & Schwarz Pulse Sequencer
--	------------------------------------

Trial Number : 11

Bursts in Trial: 10

Burst	Number of Pulses	Pulse Width (µsec)	Chirp Width (MHz)	Pulse 1-to-2 PRI (µsec)	Pulse 2-to-3 PRI (µsec)	Start Location Within Interval (msec)
1	1	80.5	13			1057.92
2	2	69.9	13	1667		377.58
3	1	98.9	13			234.12
4	2	55.2	13	1894		86.06
5	2	79.4	13	1496		731.28
6	2	90	13	1350		379.46
7	2	90.7	13	1034		1080.38
8	2	63.4	13	1729		390.63
9	2	89.2	13	1482		156.15
10	3	76.9	13	1689	1104	937.6

<h2 style="margin: 0;">TYPE 5 PARAMETER SHEET</h2>	Rohde & Schwarz Pulse Sequencer
--	------------------------------------

Trial Number : 12

Bursts in Trial: 14

Burst	Number of Pulses	Pulse Width (µsec)	Chirp Width (MHz)	Pulse 1-to-2 PRI (µsec)	Pulse 2-to-3 PRI (µsec)	Start Location Within Interval (msec)
1	2	55.7	6	1004		262.946
2	2	90.5	6	1338		183.427
3	2	94.6	6	1522		46.904
4	3	86.1	6	1602	1028	248.651
5	3	59.9	6	1024	1058	689.819
6	1	73.9	6			201.166
7	1	90.1	6			219.503
8	3	74.9	6	1594	1369	786.64

9	2	89.8	6	1108		179.867
10	2	51.1	6	1659		90.024
11	2	84.8	6	1880		681.021
12	1	75	6			808.129
13	2	96.2	6	1104		531.486
14	2	56.5	6	1829		308.843

<h2>TYPE 5 PARAMETER SHEET</h2>	Rohde & Schwarz Pulse Sequencer
---------------------------------	------------------------------------

Trial Number : 13

Bursts in Trial: 16

Burst	Number of Pulses	Pulse Width (µsec)	Chirp Width (MHz)	Pulse 1-to-2 PRI (µsec)	Pulse 2-to-3 PRI (µsec)	Start Location Within Interval (msec)
1	3	57	9	1582	1684	214.16
2	1	99.8	9			526.52
3	3	93.8	9	1489	1084	79.43
4	1	88.9	9			314.94
5	3	83.6	9	1380	1431	397.21
6	1	72.9	9			243.99
7	2	84.7	9	1236		55.06
8	1	83.1	9			627.52
9	3	68.7	9	1259	1161	54.7
10	2	98	9	1216		402.09
11	2	68.2	9	1563		129.32
12	2	60.7	9	1777		259.92
13	2	88.9	9	1209		13.42
14	2	64	9	1779		528.4
15	1	70.2	9			283
16	1	70.4	9			226.2

<h2 style="margin: 0;">TYPE 5 PARAMETER SHEET</h2>	Rohde & Schwarz Pulse Sequencer
--	------------------------------------

Trial Number : 14

Bursts in Trial: 18

Burst	Number of Pulses	Pulse Width (µsec)	Chirp Width (MHz)	Pulse 1-to-2 PRI (µsec)	Pulse 2-to-3 PRI (µsec)	Start Location Within Interval (msec)
1	3	55.4	5	1985	1928	40.859
2	2	78.5	5	1083		442.223
3	2	80.8	5	1442		257.927
4	1	91.9	5			239.51
5	2	78.4	5	1902		422.993
6	2	58.3	5	1600		385.517
7	2	87.4	5	1037		509.1
8	2	66.6	5	1858		640.353
9	2	52.3	5	1336		303.467
10	1	92	5			579.77
11	2	53.6	5	1958		338.323
12	2	81.3	5	1681		631.517
13	2	94	5	1932		114.73
14	1	52.3	5			608.193
15	1	82.8	5			539.647
16	3	98.4	5	1283	1920	462.3
17	1	65	5			252.233
18	2	82.6	5	1735		428.267

<h2 style="margin: 0;">TYPE 5 PARAMETER SHEET</h2>	Rohde & Schwarz Pulse Sequencer
--	------------------------------------

Trial Number : 15

Bursts in Trial: 10

Burst	Number of Pulses	Pulse Width (µsec)	Chirp Width (MHz)	Pulse 1-to-2 PRI (µsec)	Pulse 2-to-3 PRI (µsec)	Start Location Within Interval (msec)
1	2	61.1	8	1237		58.81
2	1	76.3	8			745.33
3	2	66.7	8	1287		878.38
4	2	95.6	8	1814		1015.69
5	1	98.5	8			354.3

6	3	54.6	8	1227	1241	168.62
7	3	87.5	8	1857	1254	886.8
8	2	61	8	1812		1060.75
9	3	83.5	8	1485	1797	347.83
10	1	60.4	8			531.4

TYPE 5 PARAMETER SHEET							Rohde & Schwarz Pulse Sequencer
Trial Number : 16							
Bursts in Trial: 19							
Burst	Number of Pulses	Pulse Width (µsec)	Chirp Width (MHz)	Pulse 1-to-2 PRI (µsec)	Pulse 2-to-3 PRI (µsec)	Start Location Within Interval (msec)	
1	1	79	20			562.299	
2	3	51.6	20	1858	1583	362.865	
3	1	91.5	20			558.522	
4	3	81.7	20	1936	1470	408.703	
5	2	99.5	20	1784		525.254	
6	3	69.5	20	1505	1904	168.365	
7	1	67.6	20			293.636	
8	2	99.2	20	1250		119.567	
9	1	59.7	20			408.458	
10	3	76.1	20	1685	1167	324.019	
11	3	89.4	20	1535	1629	391.981	
12	2	60.7	20	1308		100.692	
13	1	83.3	20			394.963	
14	1	59.8	20			104.944	
15	1	59.9	20			458.355	
16	3	74.5	20	1656	1043	562.216	
17	3	65.5	20	1433	1873	516.437	
18	1	79	20			240.758	
19	3	79.7	20	1279	1332	404.279	

TYPE 5 PARAMETER SHEET						Rohde & Schwarz Pulse Sequencer
Trial Number : 17						
Bursts in Trial: 13						
Burst	Number of Pulses	Pulse Width (µsec)	Chirp Width (MHz)	Pulse 1-to-2 PRI (µsec)	Pulse 2-to-3 PRI (µsec)	Start Location Within Interval (msec)
1	3	55.2	11	1866	1235	209.847
2	3	78.4	11	1147	1175	300.413
3	2	59.7	11	1080		493.406
4	1	94.5	11			224.879
5	2	76.3	11	1922		371.892
6	2	86.4	11	1497		36.165
7	2	61.3	11	1611		898.978
8	2	76.2	11	1572		330.912
9	2	63.1	11	1190		300.735
10	3	81.6	11	1830	1414	121.428
11	3	58	11	1172	1987	12.601
12	1	52.4	11			908.254
13	1	64.4	11			369.177

TYPE 5 PARAMETER SHEET						Rohde & Schwarz Pulse Sequencer
Trial Number : 18						
Bursts in Trial: 15						
Burst	Number of Pulses	Pulse Width (µsec)	Chirp Width (MHz)	Pulse 1-to-2 PRI (µsec)	Pulse 2-to-3 PRI (µsec)	Start Location Within Interval (msec)
1	2	79.4	20	1933		595.174
2	2	65.6	20	1180		119.772
3	2	53.7	20	1411		632
4	2	62.9	20	1477		694.1
5	1	92.9	20			202.96
6	1	57	20			275.56
7	3	72.2	20	1746	1117	298.55
8	2	53.2	20	1477		244.97
9	2	79.6	20	1033		592.41
10	2	85	20	1455		504.98

11	2	67	20	1068		330.32
12	1	51.6	20			577.15
13	2	66.6	20	1960		408.8
14	3	55.3	20	1217	1885	257.8
15	1	86	20			368.4

TYPE 5 PARAMETER SHEET							Rohde & Schwarz Pulse Sequencer
Trial Number : 19							
Bursts in Trial: 19							
Burst	Number of Pulses	Pulse Width (µsec)	Chirp Width (MHz)	Pulse 1-to-2 PRI (µsec)	Pulse 2-to-3 PRI (µsec)	Start Location Within Interval (msec)	
1	3	79.5	10	1297	1311	354.531	
2	2	55.5	10	1005		203.827	
3	2	85.7	10	1372		273.702	
4	2	59.6	10	1320		409.493	
5	1	99.2	10			143.994	
6	1	59	10			100.245	
7	1	60.5	10			421.246	
8	3	65.7	10	1621	1935	357.767	
9	3	72	10	1840	1739	540.488	
10	2	50.4	10	1063		212.819	
11	1	72.3	10			606.491	
12	3	67.7	10	1512	1665	290.852	
13	2	55.2	10	1884		111.613	
14	1	71.8	10			111.264	
15	3	60.9	10	1901	1612	385.655	
16	3	74.8	10	1883	1817	348.166	
17	2	74.6	10	1911		430.637	
18	2	95.7	10	1586		580.858	
19	2	67.4	10	1332		253.079	

<h2 style="margin: 0;">TYPE 5 PARAMETER SHEET</h2>	Rohde & Schwarz Pulse Sequencer
--	------------------------------------

Trial Number : 20

Bursts in Trial: 16

Burst	Number of Pulses	Pulse Width (µsec)	Chirp Width (MHz)	Pulse 1-to-2 PRI (µsec)	Pulse 2-to-3 PRI (µsec)	Start Location Within Interval (msec)
1	2	81.2	16	1976		159.891
2	2	72.5	16	1403		28.585
3	1	70.5	16			345.62
4	3	62.5	16	1806	1984	688.09
5	2	65.9	16	1441		294.11
6	2	59.8	16	1238		311.2
7	2	60.8	16	1003		559.52
8	2	67.6	16	1050		194.4
9	1	55.8	16			14.54
10	2	86	16	1631		711.76
11	3	54.2	16	1876	1719	709.77
12	1	68	16			40.38
13	1	70.4	16			682.6
14	2	76.9	16	1000		259.4
15	2	80.6	16	1775		459.1
16	3	66.9	16	1747	1864	527.1

<h2 style="margin: 0;">TYPE 5 PARAMETER SHEET</h2>	Rohde & Schwarz Pulse Sequencer
--	------------------------------------

Trial Number : 21

Bursts in Trial: 18

Burst	Number of Pulses	Pulse Width (µsec)	Chirp Width (MHz)	Pulse 1-to-2 PRI (µsec)	Pulse 2-to-3 PRI (µsec)	Start Location Within Interval (msec)
1	2	87	20	1372		292
2	2	90.4	20	1421		71.84
3	2	82.8	20	1796		288.637
4	2	62.4	20	1526		13.39
5	2	73.6	20	1203		138.733
6	2	76.2	20	1129		188.387
7	3	57	20	1790	1205	463.44

8	1	93.7	20			130.453
9	2	63.4	20	1372		43.847
10	3	72.4	20	1774	1077	605.1
11	2	82	20	1384		525.593
12	1	71.2	20			260.457
13	1	82.7	20			642.31
14	3	52.8	20	1918	1081	431.733
15	1	50.2	20			195.677
16	1	60.2	20			500.6
17	2	83.8	20	1259		223.733
18	1	90.5	20			328.067

TYPE 5 PARAMETER SHEET							Rohde & Schwarz Pulse Sequencer
Trial Number : 22							
Bursts in Trial: 16							
Burst	Number of Pulses	Pulse Width (µsec)	Chirp Width (MHz)	Pulse 1-to-2 PRI (µsec)	Pulse 2-to-3 PRI (µsec)	Start Location Within Interval (msec)	
1	2	85.9	13	1731		403.442	
2	1	91.3	13			535.03	
3	3	73.4	13	1955	1564	667.78	
4	2	52.3	13	1098		105.48	
5	2	68.2	13	1975		234.48	
6	3	57	13	1386	1103	54.39	
7	1	63.3	13			665.16	
8	2	77.5	13	1128		210.5	
9	1	88.2	13			700.07	
10	3	63.4	13	1382	1278	252.99	
11	2	52.4	13	1085		634.33	
12	2	51.8	13	1026		513.95	
13	3	77.1	13	1074	1934	231.02	
14	3	53.1	13	1298	1963	423.4	
15	2	54.2	13	1113		321.4	
16	2	58.3	13	1633		74.3	

<h2 style="margin: 0;">TYPE 5 PARAMETER SHEET</h2>	Rohde & Schwarz Pulse Sequencer
--	------------------------------------

Trial Number : 23

Bursts in Trial: 19

Burst	Number of Pulses	Pulse Width (µsec)	Chirp Width (MHz)	Pulse 1-to-2 PRI (µsec)	Pulse 2-to-3 PRI (µsec)	Start Location Within Interval (msec)
1	1	52.2	7			74.358
2	1	66.6	7			66.472
3	3	97.6	7	1865	1133	493.402
4	3	68.6	7	1753	1020	296.203
5	2	66.8	7	1663		64.084
6	3	88.6	7	1642	1343	43.265
7	2	84.8	7	1035		45.156
8	1	77.6	7			365.637
9	2	79.7	7	1793		551.758
10	2	60.6	7	1101		355.029
11	2	67.5	7	1357		445.541
12	3	55.4	7	1410	1169	161.912
13	2	67.6	7	1079		219.543
14	2	79.4	7	1154		206.404
15	1	83.6	7			198.155
16	2	94.1	7	1720		78.266
17	2	63.3	7	1003		114.237
18	2	91.8	7	1730		530.658
19	2	99.2	7	1288		557.679

<h2 style="margin: 0;">TYPE 5 PARAMETER SHEET</h2>	Rohde & Schwarz Pulse Sequencer
--	------------------------------------

Trial Number : 24

Bursts in Trial: 9

Burst	Number of Pulses	Pulse Width (µsec)	Chirp Width (MHz)	Pulse 1-to-2 PRI (µsec)	Pulse 2-to-3 PRI (µsec)	Start Location Within Interval (msec)
1	2	80	16	1572		548.953
2	2	87.3	16	1451		571.987
3	2	57.1	16	1482		10.203
4	1	58.6	16			257.76

5	2	52.8	16	1295		497.617
6	3	79	16	1695	1418	1095.663
7	1	64.2	16			1134.46
8	3	92.2	16	1592	1399	1026.067
9	2	59.7	16	1707		1276.933

TYPE 5 PARAMETER SHEET							Rohde & Schwarz Pulse Sequencer
Trial Number : 25							
Bursts in Trial: 15							
Burst	Number of Pulses	Pulse Width (µsec)	Chirp Width (MHz)	Pulse 1-to-2 PRI (µsec)	Pulse 2-to-3 PRI (µsec)	Start Location Within Interval (msec)	
1	2	80.3	7	1208		274.547	
2	3	77.6	7	1149	1664	625.68	
3	1	76.5	7			65.66	
4	2	97.8	7	1828		537.84	
5	1	80.3	7			139.68	
6	2	99.5	7	1829		127.34	
7	3	69.6	7	1626	1597	625.14	
8	2	59.4	7	1073		682.83	
9	2	74.8	7	1603		545.3	
10	3	51.5	7	1476	1052	771.49	
11	2	87	7	1984		318.89	
12	2	89.1	7	1030		538.37	
13	3	50.3	7	1634	1236	615.2	
14	1	80.9	7			206.1	
15	2	67.2	7	1785		225	

TYPE 5 PARAMETER SHEET							Rohde & Schwarz Pulse Sequencer
Trial Number : 26							
Bursts in Trial: 9							
Burst	Number of Pulses	Pulse Width (µsec)	Chirp Width (MHz)	Pulse 1-to-2 PRI (µsec)	Pulse 2-to-3 PRI (µsec)	Start Location Within Interval (msec)	
1	3	52.4	8	1378	1479	1072.42	
2	1	84.4	8			409.617	

3	2	94.9	8	1592		342.123
4	3	74.7	8	1369	1653	987.18
5	3	97.5	8	1954	1612	7.687
6	2	72.5	8	1841		910.833
7	2	97.9	8	1975		991.97
8	3	57.7	8	1338	1625	881.167
9	2	80.2	8	1672		188.333

TYPE 5 PARAMETER SHEET	Rohde & Schwarz Pulse Sequencer
-------------------------------	------------------------------------

Trial Number : 26

Bursts in Trial: 9

Burst	Number of Pulses	Pulse Width (µsec)	Chirp Width (MHz)	Pulse 1-to-2 PRI (µsec)	Pulse 2-to-3 PRI (µsec)	Start Location Within Interval (msec)
1	3	52.4	8	1378	1479	1072.42
2	1	84.4	8			409.617
3	2	94.9	8	1592		342.123
4	3	74.7	8	1369	1653	987.18
5	3	97.5	8	1954	1612	7.687
6	2	72.5	8	1841		910.833
7	2	97.9	8	1975		991.97
8	3	57.7	8	1338	1625	881.167
9	2	80.2	8	1672		188.333

TYPE 5 PARAMETER SHEET	Rohde & Schwarz Pulse Sequencer
-------------------------------	------------------------------------

Trial Number : 28

Bursts in Trial: 18

Burst	Number of Pulses	Pulse Width (µsec)	Chirp Width (MHz)	Pulse 1-to-2 PRI (µsec)	Pulse 2-to-3 PRI (µsec)	Start Location Within Interval (msec)
1	1	81.1	19			408.153
2	2	90.2	19	1204		514.603
3	2	98.9	19	1478		383.067
4	2	98.8	19	1157		18.34
5	3	58.6	19	1119	1145	422.823
6	1	85.9	19			242.267

7	1	67.2	19			284.9
8	2	53.6	19	1808		503.563
9	2	62.2	19	1770		473.927
10	1	58.4	19			283.35
11	3	61.3	19	1056	1741	206.193
12	2	96.5	19	1721		202.647
13	2	92.8	19	1674		420.22
14	2	50.5	19	1200		508.503
15	3	73.7	19	1650	1638	58.527
16	2	70.9	19	2000		34.4
17	2	69	19	1964		7.133
18	1	90.7	19			63.767

TYPE 5 PARAMETER SHEET

 Rohde & Schwarz
 Pulse Sequencer

Trial Number : 29

Bursts in Trial: 20

Burst	Number of Pulses	Pulse Width (µsec)	Chirp Width (MHz)	Pulse 1-to-2 PRI (µsec)	Pulse 2-to-3 PRI (µsec)	Start Location Within Interval (msec)
1	1	77.3	12			208.286
2	2	92.3	12	1022		151.258
3	1	50.3	12			523.95
4	2	57.1	12	1071		353.4
5	2	70.4	12	1144		102.66
6	1	75.8	12			492.78
7	2	69.4	12	1057		489.45
8	2	89.9	12	1397		2.84
9	3	64.1	12	1298	1517	386.02
10	2	68.4	12	1566		533.12
11	2	93	12	1193		100.52
12	2	79.9	12	1103		309.43
13	2	69	12	1535		160.11
14	1	75.6	12			528.16
15	2	66	12	1179		80.2
16	2	78.6	12	1913		78.85
17	2	86.7	12	1659		247.09
18	2	54.7	12	1101		252.2
19	3	78.4	12	1483	1791	111.9
20	1	85.4	12			159.7

TYPE 5 PARAMETER SHEET							Rohde & Schwarz Pulse Sequencer
Trial Number : 30							
Bursts in Trial: 20							
Burst	Number of Pulses	Pulse Width (µsec)	Chirp Width (MHz)	Pulse 1-to-2 PRI (µsec)	Pulse 2-to-3 PRI (µsec)	Start Location Within Interval (msec)	
1	2	63	15	1977		395.529	
2	3	59.8	15	1200	1466	286.21	
3	2	96.7	15	1719		183.4	
4	2	99.8	15	1605		115.64	
5	1	55.2	15			483.05	
6	3	96.2	15	1442	1355	198.1	
7	2	66.5	15	1040		447.76	
8	2	63	15	1317		569.96	
9	2	80.9	15	1938		221.72	
10	3	75	15	1139	1993	99.01	
11	2	65.4	15	1158		317.74	
12	2	55.7	15	1938		412.11	
13	1	96.2	15			306.71	
14	2	66.8	15	1115		525.85	
15	2	61.2	15	1746		276.94	
16	2	98.4	15	1136		145.97	
17	2	79.2	15	1059		265.93	
18	2	85.3	15	1727		114.1	
19	2	66.1	15	1895		334.8	
20	2	81.4	15	1018		62.2	

Radar Type 6 - Radar Statistical Performance

Trail #	Test Freq. (MHz)	1=Detection 0=No Detection	Trail #	Test Freq. (MHz)	1=Detection 0=No Detection
1	5490	1	16	5568	1
2	5493	1	17	5570	1
3	5510	0	18	5576	1
4	5516	1	19	5582	1
5	5520	1	20	5598	1
6	5526	1	21	5600	0
7	5528	1	22	5610	1
8	5530	1	23	5614	1
9	5532	1	24	5621	1
10	5534	1	25	5628	1
11	5536	0	26	5630	1
12	5538	0	27	5636	1
13	5542	1	28	5638	0
14	5558	1	29	5642	1
15	5563	0	30	5648	1
Detection Percentage (%)					80.0%

Trial Number : 1			Trial Number : 2		
Hopping Number	Frequency (MHz)	Pulse Start (ms)	Hopping Number	Frequency (MHz)	Pulse Start (ms)
23	5492	69	3	5497	9
21	5518	63	41	5499	123
24	5513	72	35	5511	165
30	5320	90	45	5503	135
34	5458	102	33	5535	99
64	5503	192	22	5507	66
65	5565	195	51	5509	153
80	5586	240	65	5523	195
89	5478	267	70	5555	210
33	5446	99	72	5517	216

/	/	/	78	5539	234
/	/	/	91	5561	273

Trial Number : 3			Trial Number : 4		
Hopping Number	Frequency (MHz)	Pulse Start (ms)	Hopping Number	Frequency (MHz)	Pulse Start (ms)
11	5493	33	15	5478	45
15	5505	45	22	5519	66
16	5517	48	31	5499	93
36	5531	108	43	5512	129
38	5538	114	45	5525	135
45	5542	135	57	5531	171
56	5549	168	46	5559	138
60	5551	180	50	5549	150
63	5551	189	51	5558	153
65	5517	195	50	5492	150
70	5529	210	37	5567	111
74	5568	222	45	5499	135
72	5566	216	52	5497	156
80	5531	240	81	5493	243
82	5491	246	87	5499	261
90	5562	270	89	5501	267

Trial Number : 5			Trial Number : 6		
Hopping Number	Frequency (MHz)	Pulse Start (ms)	Hopping Number	Frequency (MHz)	Pulse Start (ms)
15	5498	45	19	553	57
21	5493	63	35	5489	105
25	5523	75	38	5475	114
41	5537	123	45	5565	135
55	5543	165	41	5545	123
61	5547	183	38	5525	114
71	5552	213	59	5528	177
73	5556	219	68	5565	204
84	5468	252	65	5578	195
89	5571	267	70	5557	210
92	5574	276	74	5562	222
31	5578	93	80	5565	240
42	5582	126	85	5562	255
/	/	/	68	5494	204
/	/	/	55	5498	165

/	/	/	92	5514	276
/	/	/	98	5545	294

Trial Number : 7			Trial Number : 8		
Hopping Number	Frequency (MHz)	Pulse Start (ms)	Hopping Number	Frequency (MHz)	Pulse Start (ms)
23	5490	69	15	5505	45
33	5532	99	26	5496	78
45	5536	135	33	5489	99
51	5558	153	25	5506	75
57	5569	171	48	5528	144
60	5478	180	49	5522	147
65	5568	195	52	5535	156
69	5493	207	56	5499	168
72	5488	216	63	5564	189
74	5554	222	65	5523	195
75	5543	225	72	5487	216
77	5507	231	71	5492	213
79	5502	237	80	5528	240
80	5504	240	82	5533	246
82	5531	246	75	5546	225
86	5523	258	89	5553	267
89	5538	267	90	5533	270
92	5563	276	95	5562	285
97	5558	291	90	5524	270

Trial Number : 9			Trial Number : 10		
Hopping Number	Frequency (MHz)	Pulse Start (ms)	Hopping Number	Frequency (MHz)	Pulse Start (ms)
8	5492	24	14	5495	42
15	5504	45	15	5493	45
23	5528	69	20	5492	60
25	5492	75	21	5545	63
31	5532	93	27	5536	81
35	5538	165	29	5535	87
40	5546	120	31	5545	93
43	5562	129	33	5544	99
45	5567	135	42	5553	126
50	5545	150	45	5555	135
59	5549	177	48	5557	144
69	5553	207	53	5568	159
70	5496	210	63	5566	189

74	5493	222	75	5564	225
81	5496	243	80	5566	240
99	5499	297	89	5566	267

Trial Number : 11			Trial Number : 12		
Hopping Number	Frequency (MHz)	Pulse Start (ms)	Hopping Number	Frequency (MHz)	Pulse Start (ms)
3	5495	9	16	5502	48
12	5532	36	25	5548	75
21	5564	63	31	5564	93
25	5492	75	35	5543	105
30	5498	90	37	5536	111
35	5524	105	45	5528	135
39	5548	117	51	5503	153
35	5522	105	59	5521	177
40	5558	120	65	5523	195
42	5566	126	70	5552	210
46	5528	138	72	5556	216
59	5492	177	74	5543	222
60	5553	180	75	5551	225
62	5563	186	89	5535	267
68	5567	204	93	5568	279
75	5535	225	25	5565	75
81	5511	243	/	/	/
89	5492	267	/	/	/

Trial Number : 13			Trial Number : 14		
Hopping Number	Frequency (MHz)	Pulse Start (ms)	Hopping Number	Frequency (MHz)	Pulse Start (ms)
4	5490	12	15	5494	45
7	5505	21	22	5496	66
25	5516	75	32	5493	96
30	5534	90	41	5502	123
35	5553	105	58	5500	174
39	5498	117	69	5527	207
46	5493	138	70	5523	210
45	5538	135	72	5522	216
50	5532	150	74	5538	222
48	5515	144	77	5530	231
53	5523	159	78	5493	234
51	5545	153	81	5542	243

59	5535	177	82	5554	246
63	5522	189	85	5565	255
67	5539	201	89	5544	267
69	5506	207	90	5493	270
70	5495	210	91	5494	273
75	5559	225	95	5509	285
89	5498	267	96	5505	288
90	5496	270	97	5505	291
95	5497	295	98	5524	294
99	5559	297	44	5527	132
/	/	/	70	5536	210
/	/	/	45	5554	135

Trial Number : 15			Trial Number : 16		
Hopping Number	Frequency (MHz)	Pulse Start (ms)	Hopping Number	Frequency (MHz)	Pulse Start (ms)
15	5491	45	17	5499	51
26	5493	78	23	5523	69
31	5494	93	29	5539	87
35	5505	105	33	5560	99
38	5507	114	37	5571	111
40	5502	120	45	5579	135
44	5519	132	49	5590	147
48	5514	144	55	5613	165
59	5525	177	60	5622	180
61	5542	183	69	5639	207
65	5553	195	/	/	/
72	5569	216	/	/	/

Trial Number : 17			Trial Number : 18		
Hopping Number	Frequency (MHz)	Pulse Start (ms)	Hopping Number	Frequency (MHz)	Pulse Start (ms)
20	5493	60	17	5497	51
29	5499	87	22	5513	66
33	5506	99	29	5524	87
45	5523	135	33	5530	99
50	5547	150	38	5540	114
51	5558	153	40	5549	120
60	5567	180	48	5566	144
67	5577	201	56	5569	168
74	5590	222	63	5570	189
79	5609	237	69	5578	207

80	5621	240	77	5589	231
88	5637	264	80	5599	240
95	5643	285	89	5621	267
/	/	/	93	5639	279

Trial Number : 19			Trial Number : 20		
Hopping Number	Frequency (MHz)	Pulse Start (ms)	Hopping Number	Frequency (MHz)	Pulse Start (ms)
9	5499	27	11	5504	33
22	5508	66	16	5521	48
30	5518	90	21	5533	63
33	5526	99	25	5549	75
39	5533	117	29	5559	87
45	5546	135	33	5672	99
49	5560	147	39	5578	117
53	5571	159	45	5590	135
59	5589	177	49	5598	147
62	5590	186	51	5607	153
69	5613	207	60	5525	180
70	5623	210	/	/	/
74	5647	222	/	/	/

Trial Number : 21			Trial Number : 22		
Hopping Number	Frequency (MHz)	Pulse Start (ms)	Hopping Number	Frequency (MHz)	Pulse Start (ms)
11	5499	33	13	5493	39
17	5509	51	19	5510	57
19	5511	57	26	5521	78
29	5523	87	29	5527	87
37	5530	111	33	5535	99
45	5539	135	38	5540	114
55	5548	165	45	5557	135
59	5570	177	52	5577	156
61	5588	183	57	5590	171
65	5592	195	/	/	/
74	5619	222	/	/	/

Trial Number : 23			Trial Number : 24		
Hopping Number	Frequency (MHz)	Pulse Start (ms)	Hopping Number	Frequency (MHz)	Pulse Start (ms)
8	5498	24	11	5493	33

11	5505	33	19	5506	57
16	5517	48	33	5517	99
22	5529	66	49	5529	147
27	5533	81	50	5533	150
31	5549	93	58	5548	174
39	5567	117	66	5557	198
44	5589	132	69	5569	207
49	5599	147	74	5577	222
55	5607	165	79	5589	237
62	5611	186	83	5593	249
70	5627	210	99	5620	297
77	5649	231	/	/	/

Trial Number : 25			Trial Number : 26		
Hopping Number	Frequency (MHz)	Pulse Start (ms)	Hopping Number	Frequency (MHz)	Pulse Start (ms)
12	5491	36	13	5499	39
17	5499	51	17	5514	51
19	5509	57	22	5520	66
22	5518	66	29	5523	87
27	5531	81	33	5539	99
33	5540	99	37	5547	111
46	5550	138	49	5561	147
58	5559	174	51	5578	153
66	5570	198	55	5599	165
79	5589	237	58	5611	174
/	/	/	69	5626	207
/	/	/	77	5631	231
/	/	/	89	5647	267
/	/	/	93	5649	279

Trial Number : 27			Trial Number : 28		
Hopping Number	Frequency (MHz)	Pulse Start (ms)	Hopping Number	Frequency (MHz)	Pulse Start (ms)
12	5499	36	9	5494	27
17	5521	51	12	5504	36
19	5530	57	19	5521	57
22	5539	66	24	5533	72
27	5546	81	28	5547	84
29	5550	87	33	5551	99
33	5557	99	38	5559	114
37	5563	111	44	5570	132

41	5572	123	49	5582	147
46	5589	138	55	5590	165
55	5590	165	60	5594	180
67	5611	201	67	5604	201
70	5637	210	79	5611	237
77	5651	231	88	5622	264
/	/	/	89	5627	267
/	/	/	93	5639	279

Trial Number : 29			Trial Number : 30		
Hopping Number	Frequency (MHz)	Pulse Start (ms)	Hopping Number	Frequency (MHz)	Pulse Start (ms)
12	5496	36	11	5491	33
14	5509	42	18	5499	54
19	5521	57	21	5503	63
22	5529	66	25	5521	75
26	5536	78	29	5529	87
29	5541	87	33	5537	99
33	5549	99	37	5548	111
39	5553	117	39	5552	117
42	5558	126	45	5559	135
47	5569	141	49	5581	147
55	5578	165	52	5589	156
60	5589	180	59	5611	177
77	5603	231	60	5623	180
89	5626	267	62	5633	186
/	/	/	67	5637	201
/	/	/	69	5640	207
/	/	/	77	5649	231

ANNEX B: PHOTOGRAPHS OF THE TEST SET-UP

Layout of Conducted Test



ANNEX C: Accreditation Certificate

<p>United States Department of Commerce National Institute of Standards and Technology</p> <p>NVLAP[®] </p> <hr/> <p>Certificate of Accreditation to ISO/IEC 17025:2017</p> <hr/> <p>NVLAP LAB CODE: 600118-0</p> <p>Telecommunication Technology Labs, CAICT Beijing China</p> <p><i>is accredited by the National Voluntary Laboratory Accreditation Program for specific services, listed on the Scope of Accreditation, for:</i></p> <p>Electromagnetic Compatibility & Telecommunications</p> <p><i>This laboratory is accredited in accordance with the recognized International Standard ISO/IEC 17025:2017. This accreditation demonstrates technical competence for a defined scope and the operation of a laboratory quality management system (refer to joint ISO-ILAC-IAF Communique dated January 2009).</i></p> <hr/> <p>2021-09-29 through 2022-09-30 <i>Effective Dates</i></p> <p style="text-align: center;"></p> <p style="text-align: right;"> For the National Voluntary Laboratory Accreditation Program</p>	
--	--

*** END OF REPORT BODY ***