

The original report test date

APPENDIX A – TEST DATA OF CONDUCTED EMISSION

LTE Band 26
1 RF Power Output

Modulation	Carrier frequency (MHz)	UL Channel	BW	RB Size	RB Offset	Conducted power (dBm)
QPSK	824.7	26797	1.4	1	0	23.34
				1	5	23.25
				3	2	22.34
				6	0	22.11
	836.5	26915		1	0	23.28
				1	5	23.33
				3	2	22.15
				6	0	22.20
	848.3	27033		1	0	23.26
				1	5	23.46
				3	2	22.28
				6	0	22.16
16QAM	824.7	26797	1.4	1	0	22.19
				1	5	22.10
				3	2	21.24
				6	0	21.20
	836.5	26915		1	0	22.34
				1	5	22.38
				3	2	21.30
				6	0	21.12
	848.3	27033		1	0	22.14
				1	5	22.36
				3	2	21.21
				6	0	21.28

Modulation	Carrier frequency (MHz)	UL Channel	BW	RB Size	RB Offset	Conducted power (dBm)
QPSK	825.5	26805	3	1	0	23.40
				1	14	23.36
				8	4	22.30
				15	0	22.18
	836.5	26915		1	0	23.38
				1	14	23.39
				8	4	22.15
				15	0	22.27
	847.5	27025		1	0	23.25
				1	14	23.39
				8	4	22.32
				15	0	22.29
16QAM	825.5	26805	3	1	0	22.29
				1	14	22.09
				8	4	21.24
				15	0	21.31
	836.5	26915		1	0	22.42
				1	14	22.51
				8	4	21.25
				15	0	21.15
	847.5	27025		1	0	22.10
				1	14	22.34
				8	4	21.29
				15	0	21.29

Modulation	Carrier frequency (MHz)	UL Channel	BW	RB Size	RB Offset	Conducted power (dBm)
QPSK	826.5	26815	5	1	0	23.48
				1	24	23.44
				12	6	22.41
				25	0	22.33
	836.5	26915		1	0	23.45
				1	24	23.48
				12	6	22.24
				25	0	22.30
	846.5	27015		1	0	23.36
				1	24	23.52
				12	6	22.40
				25	0	22.26
16QAM	826.5	26815	5	1	0	22.34
				1	24	22.22
				12	6	21.37
				25	0	21.34
	836.5	26915		1	0	22.47
				1	24	22.52
				12	6	21.32
				25	0	21.24
	846.5	27015		1	0	22.26
				1	24	22.52
				12	6	21.34
				25	0	21.33

Modulation	Carrier frequency (MHz)	UL Channel	BW	RB Size	RB Offset	Conducted power (dBm)
QPSK	829	26840	10	1	0	23.50
				1	49	23.46
				24	12	22.45
				50	0	22.31
	836.5	26915		1	0	23.40
				1	49	23.45
				24	12	22.34
				50	0	22.36
	844	26990		1	0	23.43
				1	49	23.58
				24	12	22.50
				50	0	22.37
16QAM	829	26840	10	1	0	22.35
				1	49	22.24
				24	12	21.34
				50	0	21.37
	836.5	26915		1	0	22.47
				1	49	22.53
				24	12	21.36
				50	0	21.21
	844	26990		1	0	22.30
				1	49	22.48
				24	12	21.39
				50	0	21.46

Modulation	Carrier frequency (MHz)	UL Channel	BW	RB Size	RB Offset	Conducted power (dBm)
QPSK	831.5	26865	15	1	0	23.63
				1	74	23.54
				40	18	22.56
				75	0	22.41
	836.5	26915		1	0	23.55
				1	74	23.59
				40	18	22.41
				75	0	22.44
	841.5	26965		1	0	23.52
				1	74	23.66
				40	18	22.58
				75	0	22.44
16QAM	831.5	26865	15	1	0	22.48
				1	74	22.34
				40	18	21.49
				75	0	21.45
	836.5	26915		1	0	22.60
				1	74	22.65
				40	18	21.50
				75	0	21.32
	841.5	26965		1	0	22.37
				1	74	22.61
				40	18	21.45
				75	0	21.51

2 Occupied Bandwidth

Test result

Band	Carrier frequency (MHz)	Channel	BW (MHz)	RB Size	RB Offset	Bandwidth of 99% Power (MHz)			
						QPSK		16-QAM	
26	824.7	26797	1.4	6	0	1.0809	Fig.1	1.0818	Fig.2
	836.5	26915		6	0	1.0875	Fig.3	1.0829	Fig.4
	848.3	27033		6	0	1.0810	Fig.5	1.0803	Fig.6
	825.5	26805	3	15	0	2.6926	Fig.7	2.6790	Fig.8
	836.5	26915		15	0	2.6874	Fig.9	2.6863	Fig.10
	847.5	27025		15	0	2.6853	Fig.11	2.6731	Fig.12
	826.5	26815	5	25	0	4.4882	Fig.13	4.4806	Fig.14
	836.5	26915		25	0	4.4671	Fig.15	4.4580	Fig.16
	846.5	27015		25	0	4.4861	Fig.17	4.4676	Fig.18
	829	26840	10	50	0	8.9536	Fig.19	8.9637	Fig.20
	836.5	26915		50	0	8.9217	Fig.21	8.9105	Fig.22
	844	26990		50	0	8.9403	Fig.23	8.9308	Fig.24
	831.5	26865	15	75	0	13.403	Fig.25	13.411	Fig.26
	836.5	26915		75	0	13.380	Fig.27	13.376	Fig.28
	841.5	26965		75	0	13.409	Fig.29	13.382	Fig.30

Band	Carrier frequency (MHz)	Channel	BW (MHz)	RB Size	RB Offset	Bandwidth of -26dB transmitter power (MHz)			
						QPSK		16-QAM	
26	824.7	26797	1.4	6	0	1.269	Fig.1	1.249	Fig.2
	836.5	26915		6	0	1.242	Fig.3	1.252	Fig.4
	848.3	27033		6	0	1.254	Fig.5	1.250	Fig.6
	825.5	26805	3	15	0	2.940	Fig.7	2.897	Fig.8
	836.5	26915		15	0	2.928	Fig.9	2.935	Fig.10
	847.5	27025		15	0	2.923	Fig.11	2.896	Fig.12
	826.5	26815	5	25	0	4.928	Fig.13	4.908	Fig.14
	836.5	26915		25	0	4.898	Fig.15	4.845	Fig.16
	846.5	27015		25	0	4.907	Fig.17	4.885	Fig.18
	829	26840	10	50	0	9.712	Fig.19	9.716	Fig.20
	836.5	26915		50	0	9.615	Fig.21	9.601	Fig.22
	844	26990		50	0	9.724	Fig.23	9.694	Fig.24
	831.5	26865	15	75	0	14.40	Fig.25	14.49	Fig.26
	836.5	26915		75	0	14.45	Fig.27	14.34	Fig.28
	841.5	26965		75	0	14.50	Fig.29	14.51	Fig.30

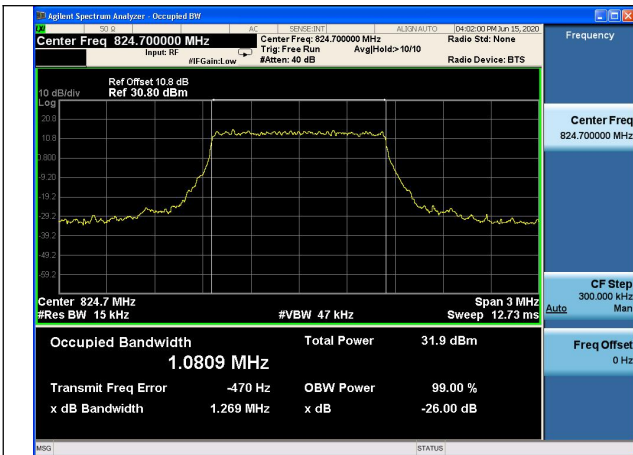


Fig.1



Fig.2

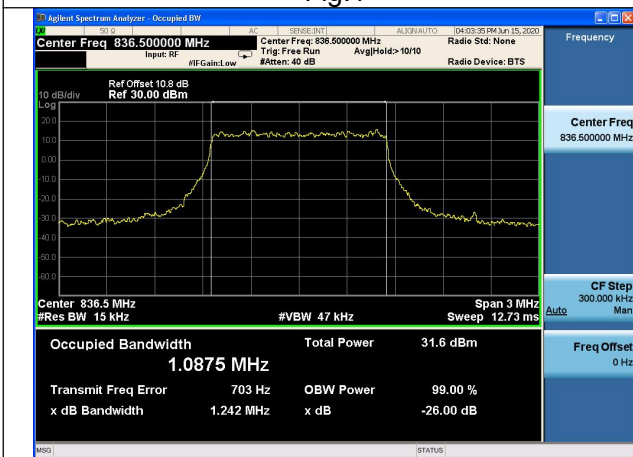


Fig.3



Fig.4

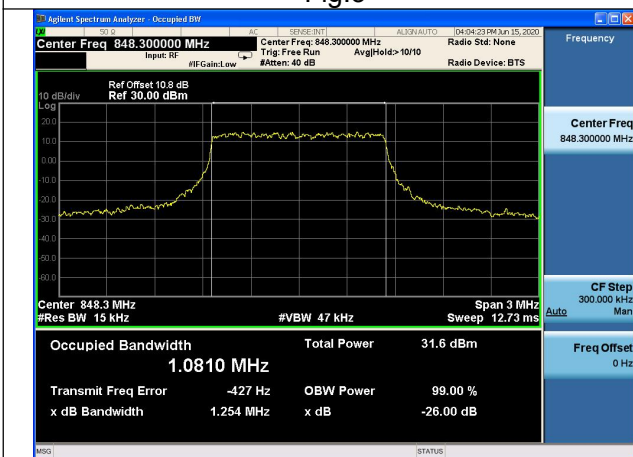


Fig.5



Fig.6

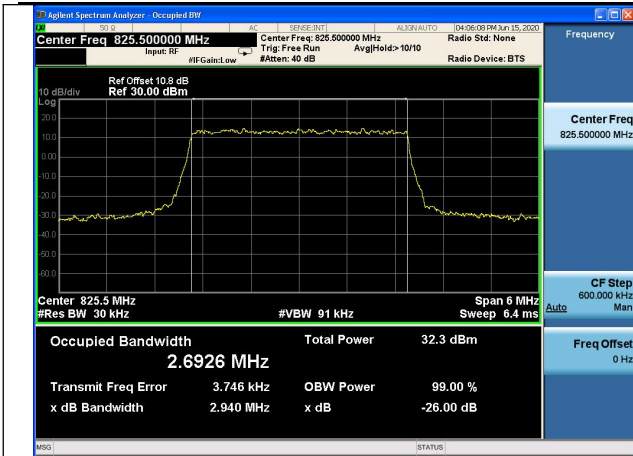


Fig.7



Fig.8

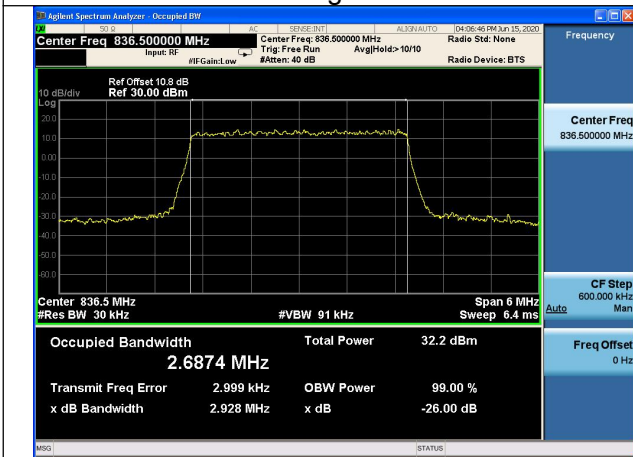


Fig.9

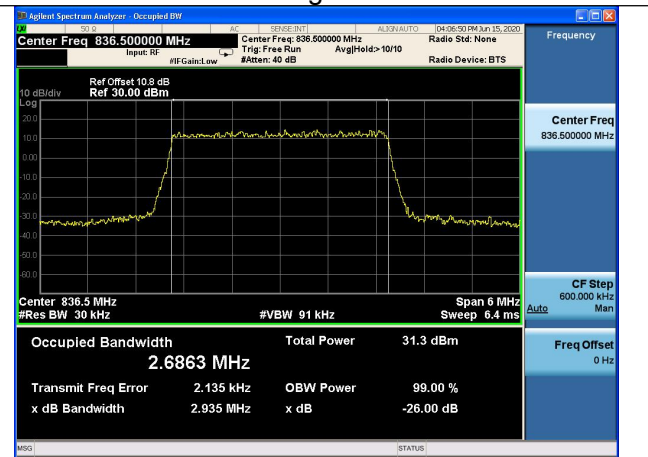


Fig.10

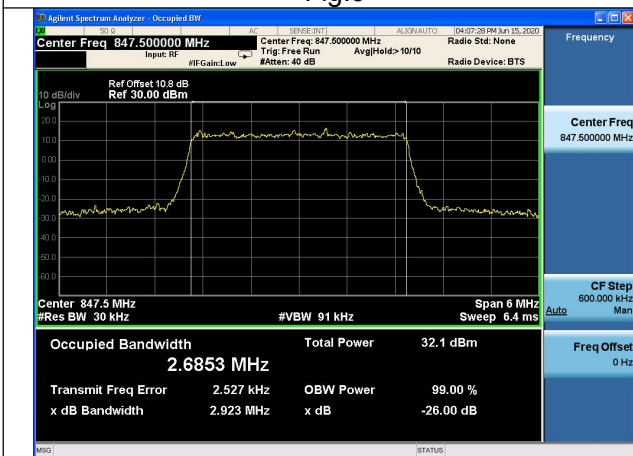


Fig.11

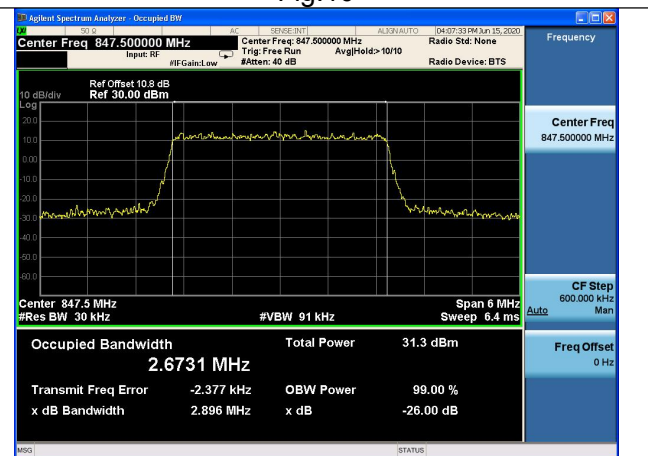


Fig.12

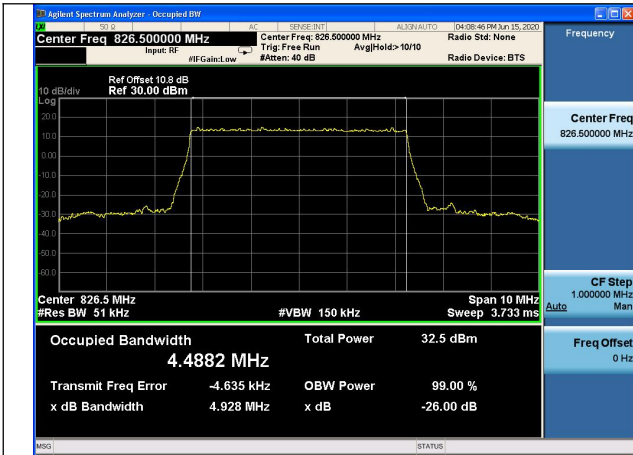


Fig.13



Fig.14

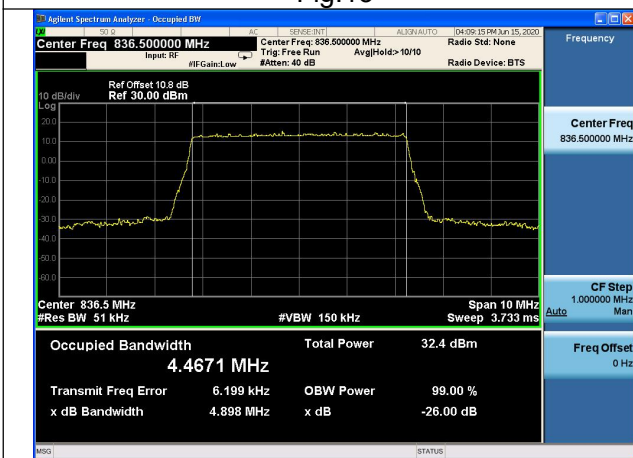


Fig.15

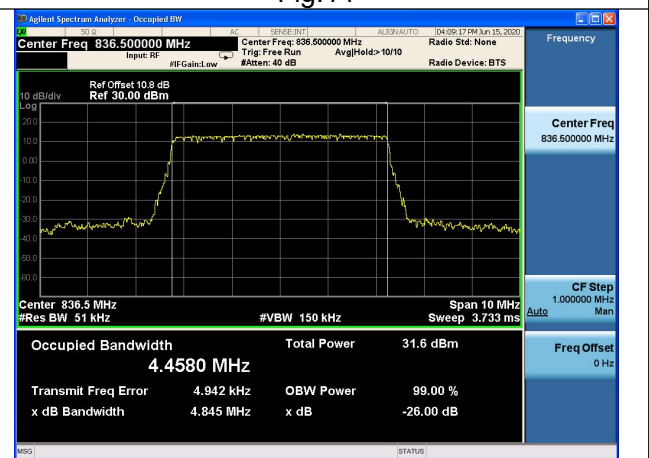


Fig.16

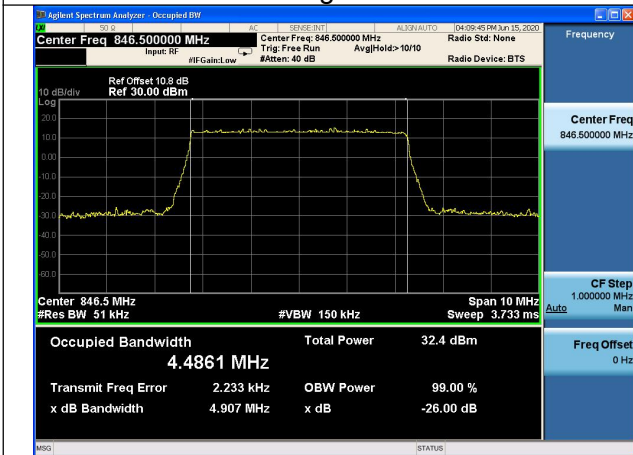


Fig.17



Fig.18

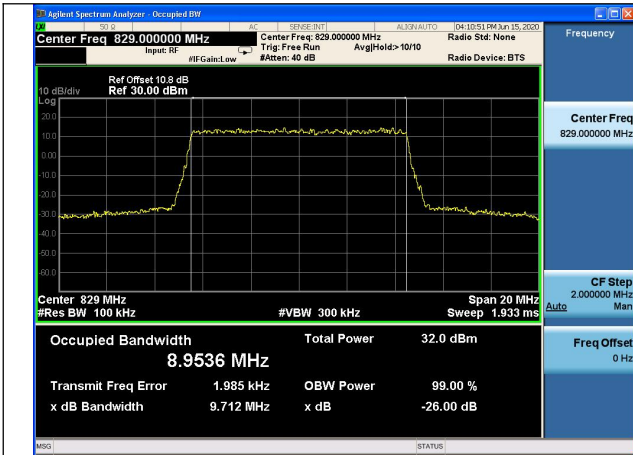


Fig.19

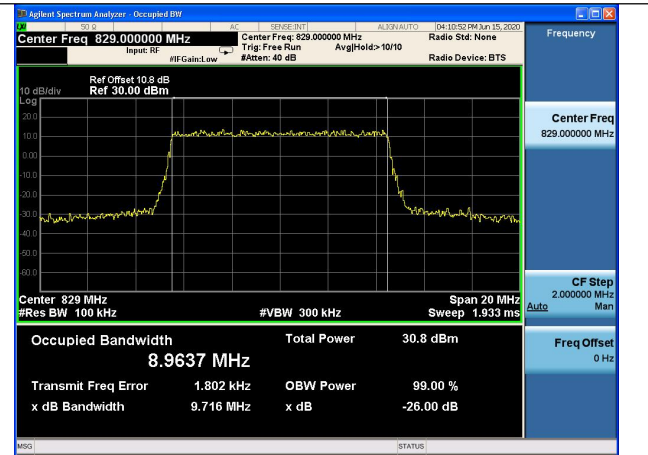


Fig.20

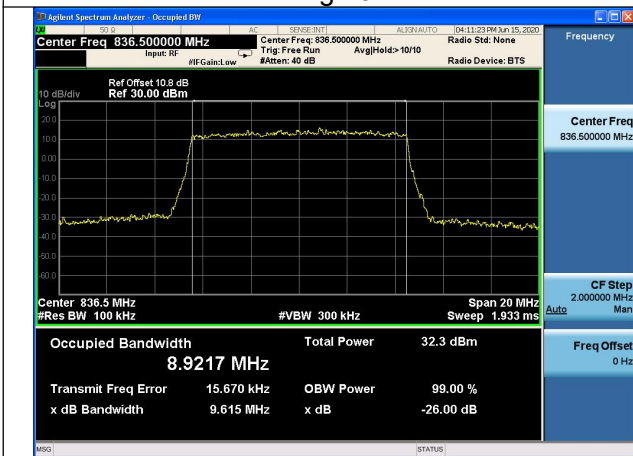


Fig.21

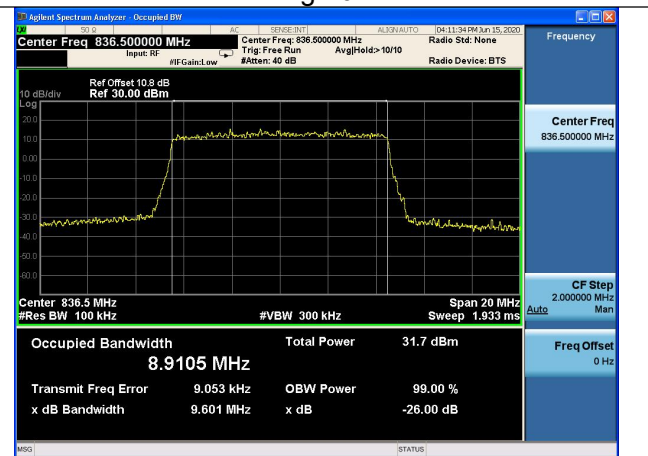


Fig.22

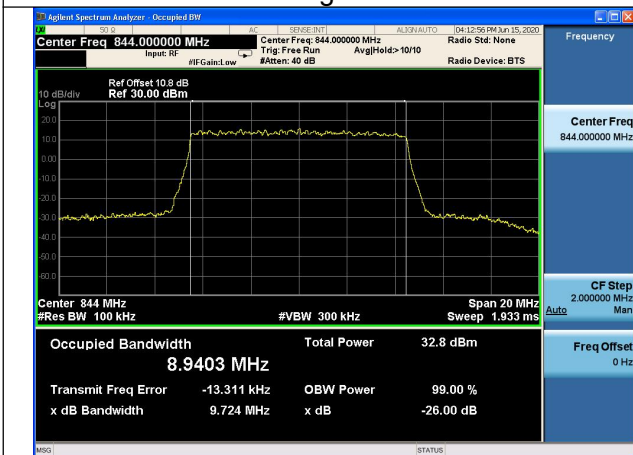


Fig.23

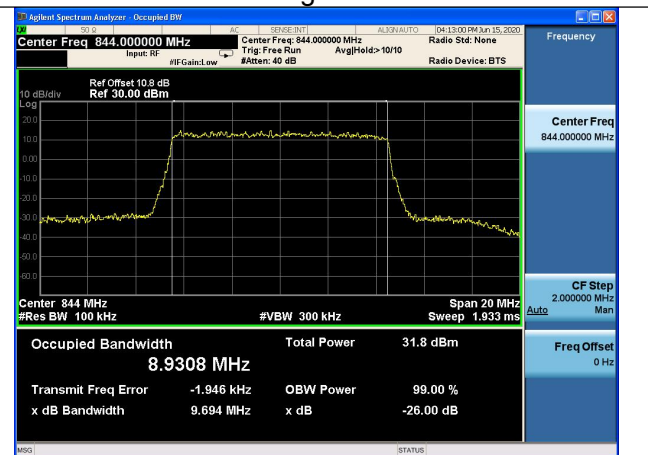


Fig.24

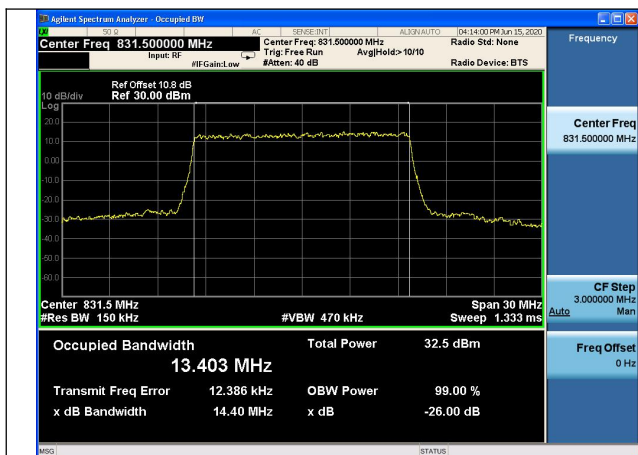


Fig.25

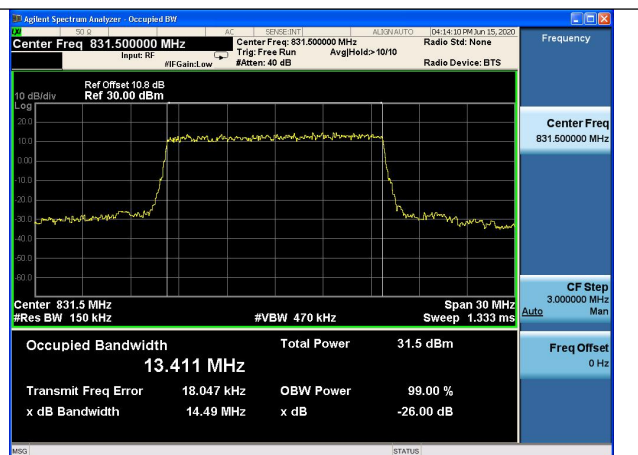


Fig.26

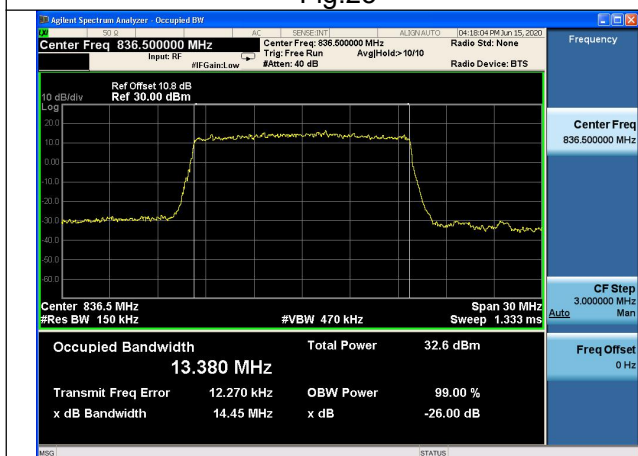


Fig.27



Fig.28

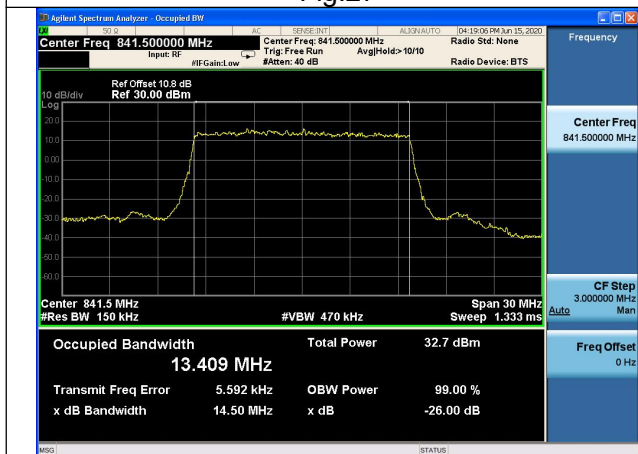


Fig.29

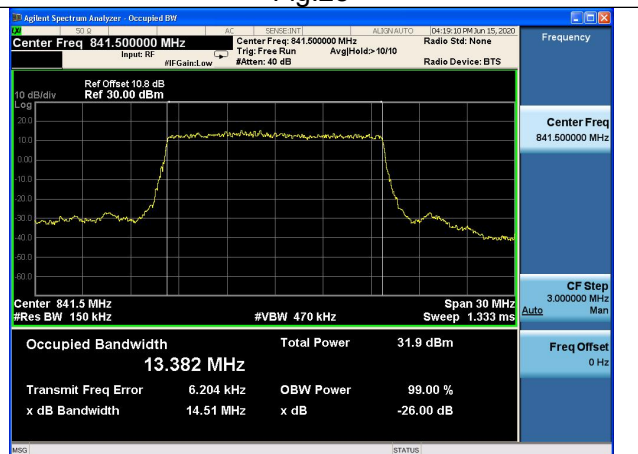


Fig.30

3 Peak-Average Ratio

Band	Carrier frequency (MHz)	Channel	BW (MHz)	RB Size	RB Offset	QPSK	16-QAM
26	836.5	26915	1.4	1	0	Fig.1	Fig.2
			3	1	0	Fig.3	Fig.4
			5	1	0	Fig.5	Fig.6
			10	1	0	Fig.7	Fig.8
			15	1	0	Fig.9	Fig.10

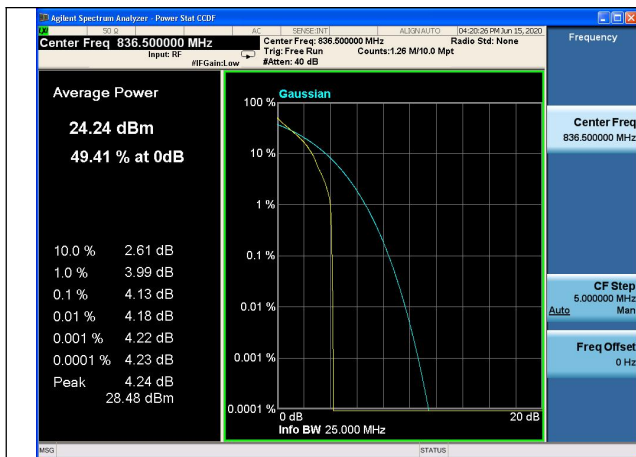


Fig.1

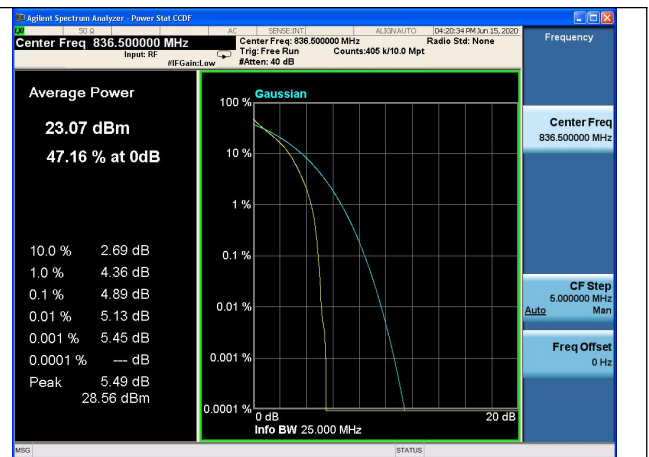


Fig.2

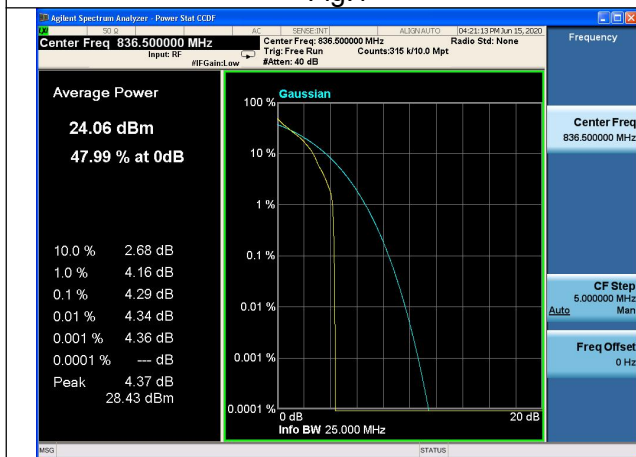


Fig.3



Fig.4

