

Fig.9



Fig.10

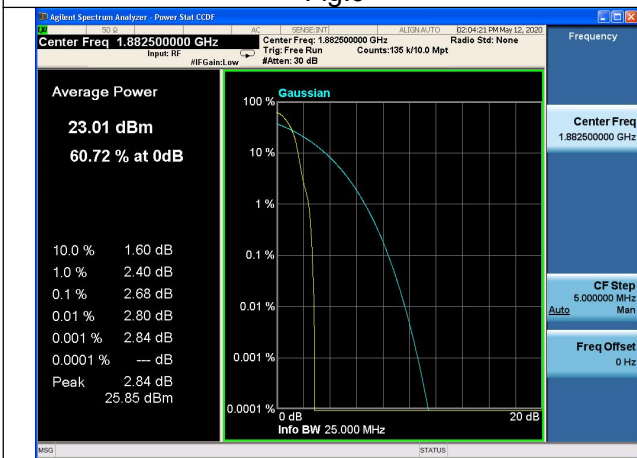


Fig.11

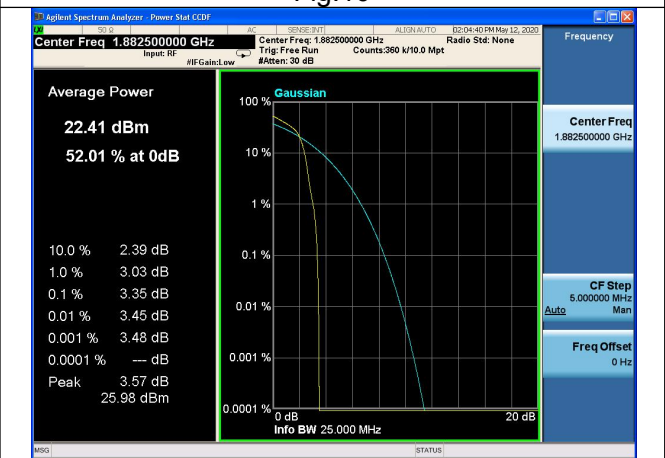


Fig.12

4 Spurious Emissions at antenna terminal

Band	Carrier frequency (MHz)	Channel	BW	RB Size	RB Offset	Conducted Spurious Plot
						QPSK
25	1860	26140	20	1	0	Fig.1-2
	1882.5	26365	20	1	0	Fig.3-4
	1905	26590	20	1	0	Fig.5-6

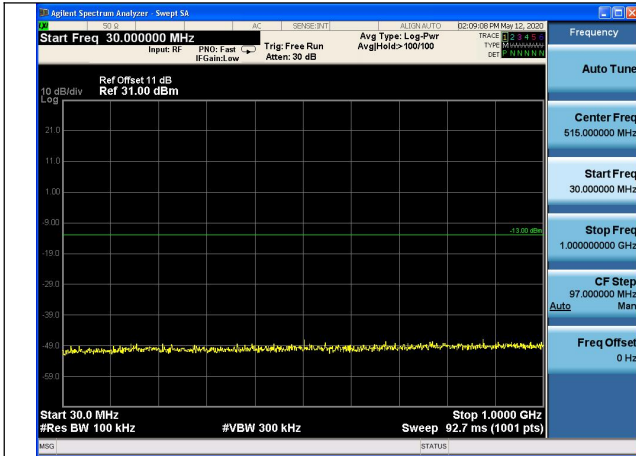


Fig.1

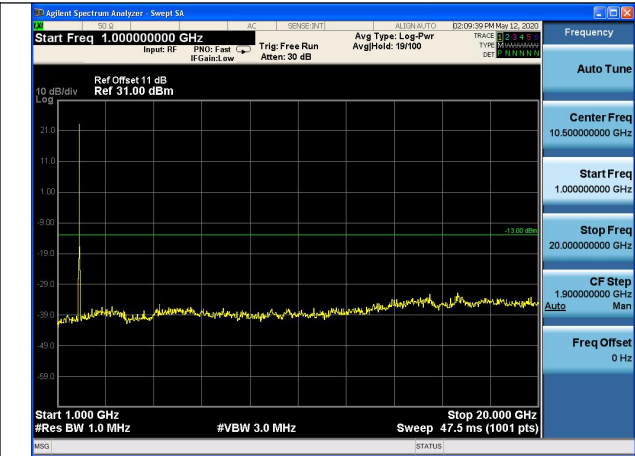


Fig.2

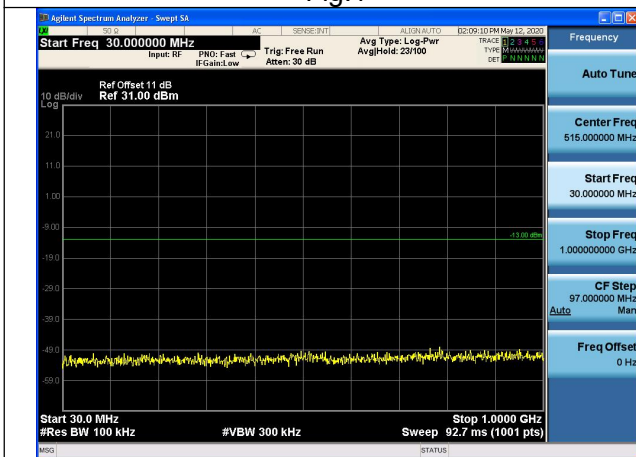


Fig3



Fig4

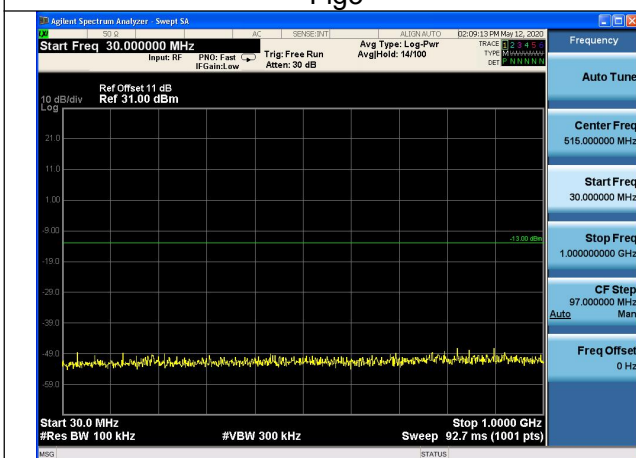


Fig.5

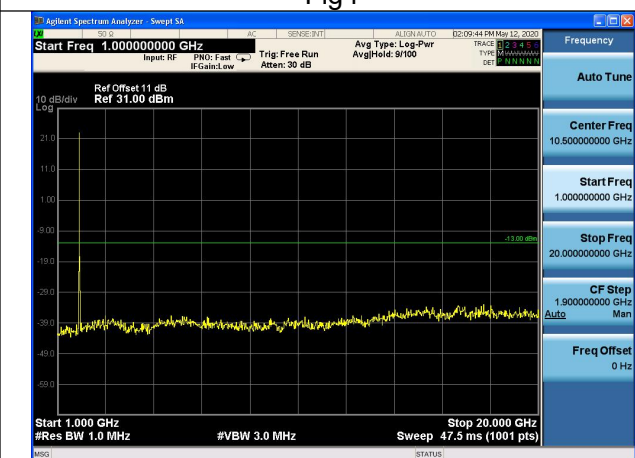


Fig.6

5 Band Edges Compliance
Test result

Band	Carrier frequency (MHz)	Channel	BW	RB Size	RB Offset	Band Edges Plot	
						QPSK	
25	1850.7	26047	1.4	1	0	Fig.1	
				6	0	Fig.2	
	1914.3	26683		1	5	Fig.3	
				6	0	Fig.4	
	1851.5	26055	3	1	0	Fig.5	
				15	0	Fig.6	
				1913.5	26675	1	14
	15	0				Fig.8	
	1852.5	26065		5	1	0	Fig.9
					25	0	Fig.10
			1912.5		26665	1	24
	25	0				Fig.12	
	1855	26090	10		1	0	Fig.13
					50	0	Fig.14
				1910	26640	1	49
	50	0				Fig.16	
	1857.5	26115		15	1	0	Fig.17
					75	0	Fig.18
			1907.5		26615	1	74
	75	0				Fig.20	
	1860	26140	20		1	0	Fig.21
					100	0	Fig.22
				1905	26590	1	99
	100	0				Fig.24	

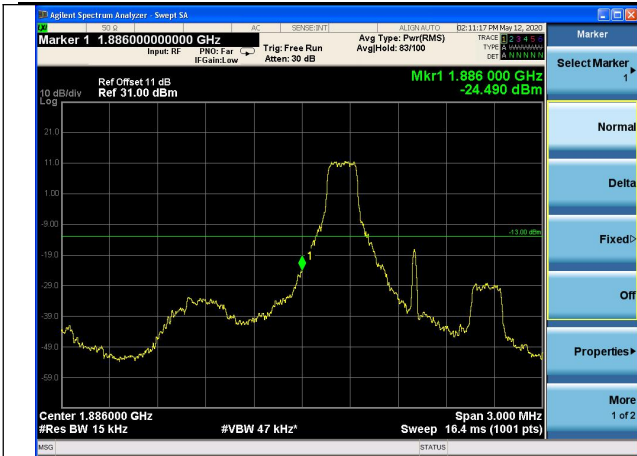


Fig.1



Fig.2



Fig.3



Fig.4

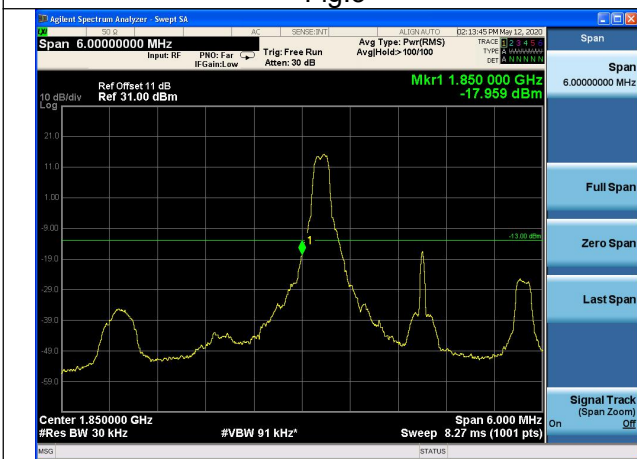


Fig.5



Fig.6

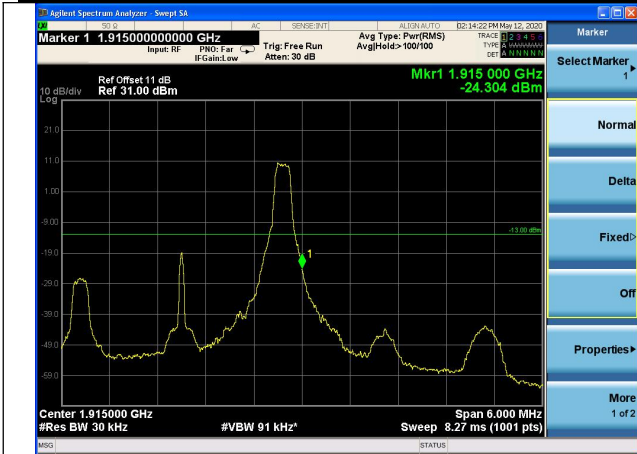


Fig.7

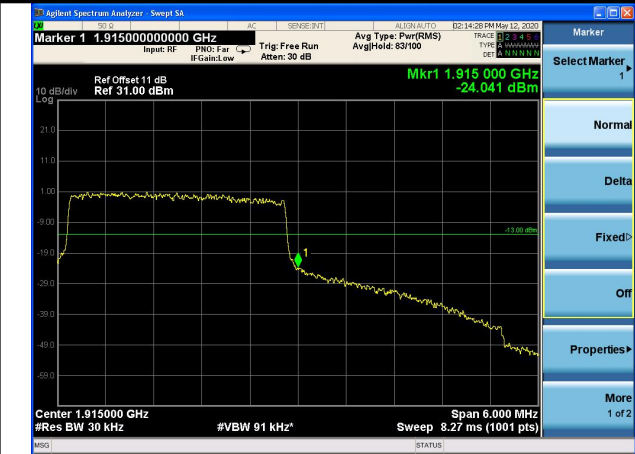


Fig.8

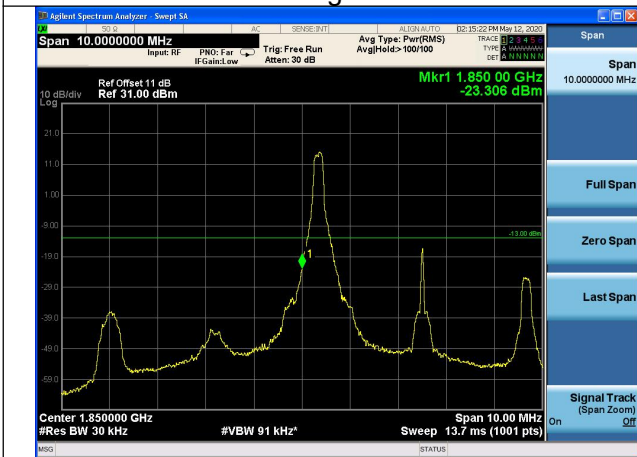


Fig.9

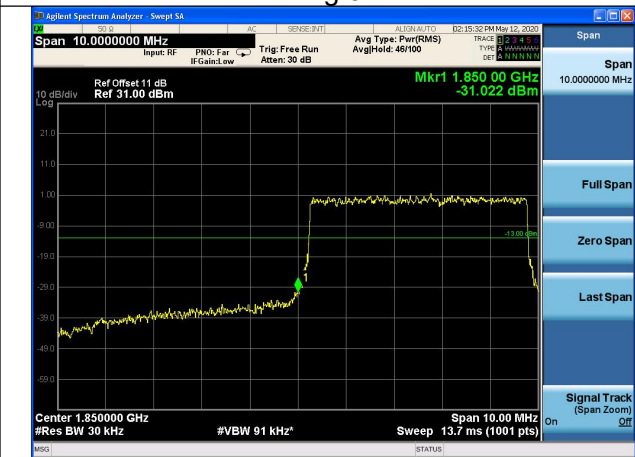


Fig.10

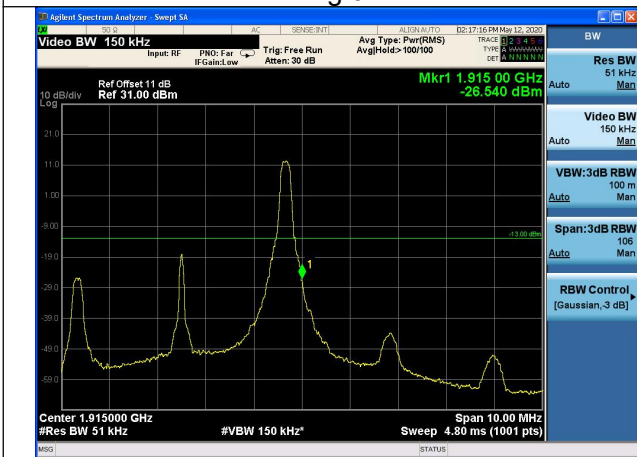


Fig.11



Fig.12

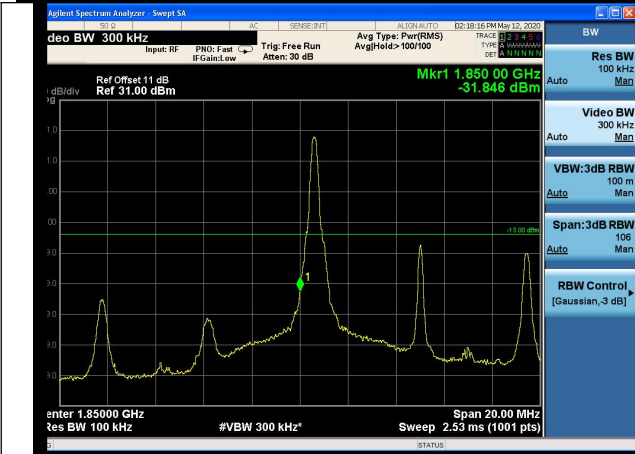


Fig.13

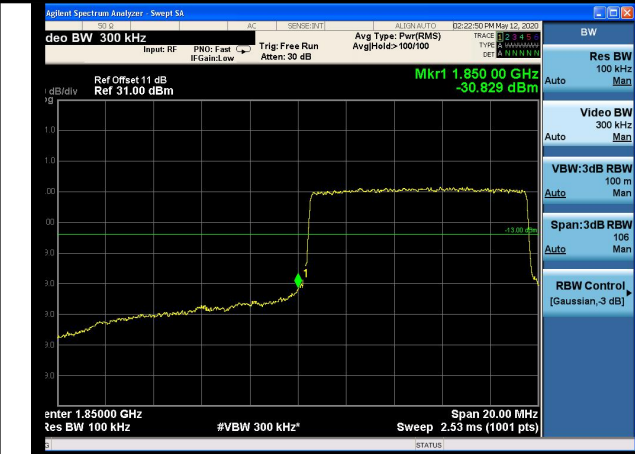


Fig.14

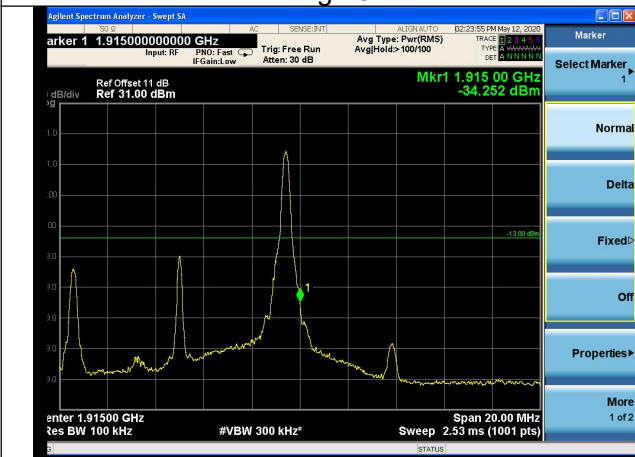


Fig.15



Fig.16

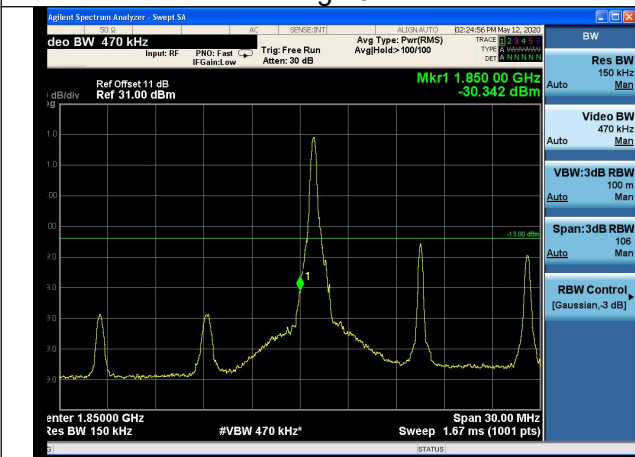


Fig.17

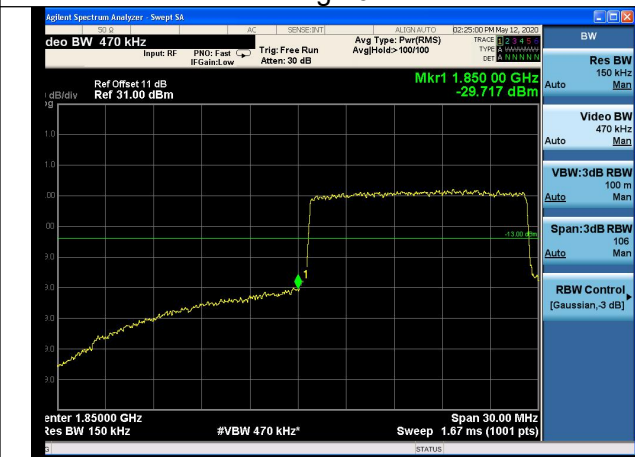


Fig.18

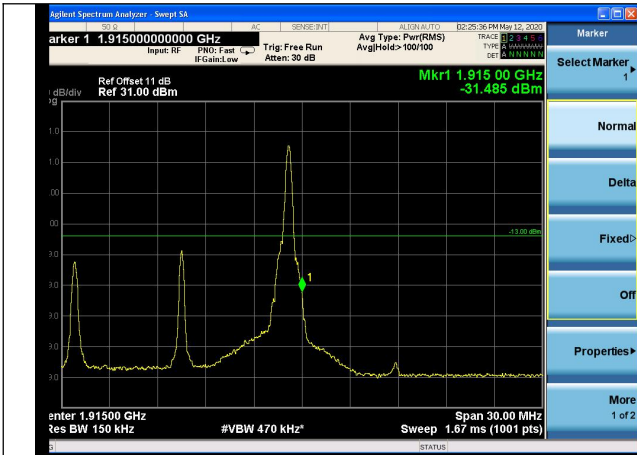


Fig.19



Fig.20

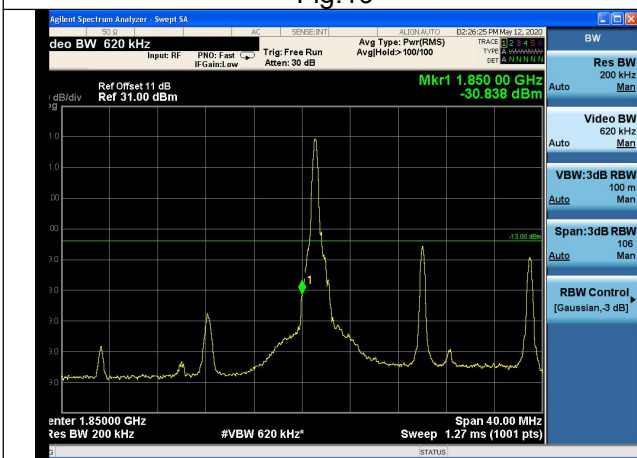


Fig.21



Fig.22

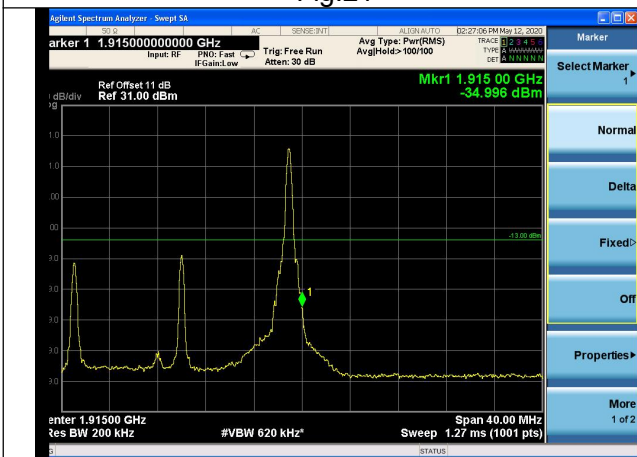


Fig.23



Fig.24

6 Frequency Stability

Test result:

Temperature(°C)	Voltage	Test Result (ppm) Band25 Low Channel					
		1.4M	3M	5M	10M	15M	20M
-10	NV	0.013	-0.002	0.008	-0.015	-0.017	0.002
0	NV	-0.009	0.017	-0.013	0.006	-0.018	0.014
+10	NV	0.029	-0.006	0.022	-0.019	-0.017	-0.012
+20	NV	0.000	0.000	0.000	0.000	0.000	0.000
+30	NV	0.025	0.006	-0.029	-0.002	0.023	-0.002
+40	NV	0.007	-0.012	0.012	0.018	-0.002	0.028
+50	NV	-0.014	0.005	-0.015	0.005	-0.010	-0.007
+55	NV	-0.012	0.004	0.019	0.003	-0.016	0.026
+20	LV	0.002	0.012	-0.019	-0.011	-0.001	0.024
+20	HV	-0.001	-0.004	0.001	-0.006	0.023	-0.012

Temperature(°C)	Voltage	Test Result (ppm) Band25 High Channel					
		1.4M	3M	5M	10M	15M	20M
-10	NV	0.019	0.015	0.025	-0.001	-0.002	-0.015
0	NV	0.032	-0.002	0.008	0.012	0.017	-0.010
+10	NV	-0.002	0.028	0.013	0.003	0.000	-0.003
+20	NV	0.000	0.000	0.000	0.000	0.000	0.000
+30	NV	-0.014	0.010	-0.022	0.003	0.024	0.002
+40	NV	-0.020	-0.002	0.002	0.017	0.021	-0.007
+50	NV	0.026	0.000	-0.003	-0.008	-0.021	-0.018
+55	NV	0.019	-0.021	0.000	0.012	0.019	-0.019
+20	LV	0.022	-0.002	0.026	-0.001	0.021	0.010
+20	HV	0.008	0.018	0.019	0.013	0.013	0.021