

alcatel 1 L

QUICK START GUIDE

SAVE
PAPER
SAVE
TREES

PLEASE CONSIDER THE
ENVIRONMENT BEFORE PRINTING
us.alcatelmobile.com



English - CJB1NP001AAA

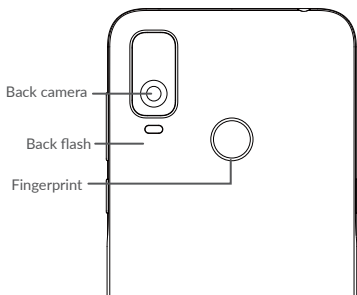
Printed in China

4063A

Your Mobile

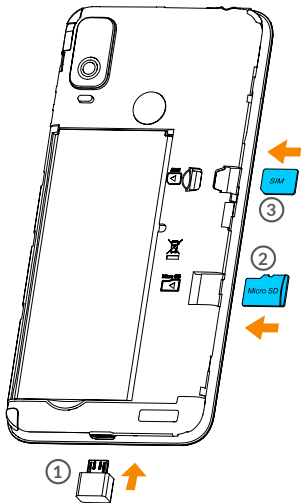
Keys and connectors





Getting started

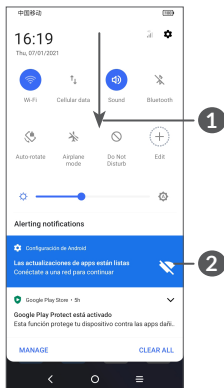
- ① Charge the battery
- ② Insert or remove the microSD card.
- ③ Insert or remove the SIM card.



Home screen

You can bring all of the items (applications, shortcuts, folders, and widgets) that you use most frequently to your Home screen for quick access.

Touching the **Home** button always takes you back to the main Home screen.




1 : With the notification panel open, tap the top of the screen again and drag down to see the Quick Settings menu.

2 : Tap to access the complete Settings menu.

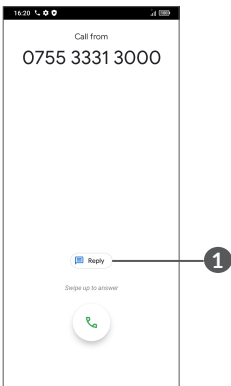
Phone call

Making a call

Enter the desired number from the keyboard and touch  to make a call.

Answering a call

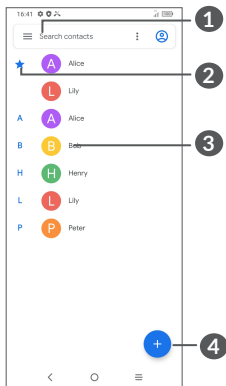
When you receive a call, swipe up to answer or swipe down to reject:



1 : Reject by SMS

Contacts

You can view and create contacts on your phone and synchronize these with your Gmail contacts or other applications on the web or on your phone.



1 : Search in **Contacts**

2 : View your favorites

3 : Open the Quick contact panel

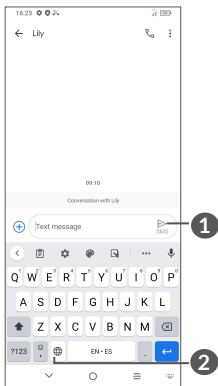
Long press to select contact(s) to delete

4 : Add new contact

Messaging

You can create, edit, and receive SMS and MMS.

An SMS will be converted to MMS automatically when media files (image, video, audio, slides, etc.) are attached or subject or email addresses are added.

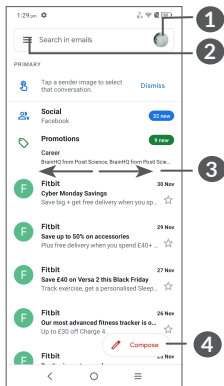


1 : Send the text message

2 : Insert emoticons

Gmail

The first time you set up your phone, you can select to use an existing Gmail account or to create a new one.



- 1 : Manage accounts
- 2 : See options and settings
- 3 : Swipe left or right to archive the email
- 4 : Create an email

Help

To get help:

- **View user manual and FAQ**

www.alcatelmobile.com

- **Update your phone's software**

Go to **Settings > System > System Update** to check software updates.

- **Back up your personal data**

Go to **Settings > System > Backup > Back up to Google Drive** and turn it on.

- **Reset your phone**

Go to **Settings > System > Reset > Factory data reset**, and then touch **RESET PHONE** to reset you Phone.

Support

1. Check our frequently asked questions or chat with us through <https://www.alcatelmobile.com> in the Support section.
2. Call the Call Center Locate your number, below:

Australia- 1-800-218-730

Canada- 855-844-6058

Colombia- 1-800-518-3882

Ecuador- 800-000-635

Mexico- 800-112-4682

New Zealand- 080-045-1708

Peru- 800-55-639

Dominican Republic- 1-800-203-9552

USA- 1-855-368-0829

Venezuela- 800-136-2017