



TEST REPORT

No. I20Z60999-WMD03

for

TCL Communication Ltd.

Tablet PC

Model Name: 9032W

FCC ID: 2ACCJB129

with

Hardware Version: 03

Software Version: 1CS09000

Issued Date: 2020-07-24

Note:

The test results in this test report relate only to the devices specified in this report. This report shall not be reproduced except in full without the written approval of CTTL.

The report must not be used by the client to claim product certification, approval, or endorsement by NVLAP, NIST, or any agency of the U.S. Government.

Test Laboratory:

CTTL, Telecommunication Technology Labs, CAICT

No. 52, Huayuan North Road, Haidian District, Beijing, P. R. China 100191.

Tel: +86(0)10-62304633-2512, Fax: +86(0)10-62304633-2504

Email: cttl_terminals@caict.ac.cn, website: www.caict.ac.cn



REPORT HISTORY

Report Number	Revision	Description	Issue Date
I20Z60999-WMD03	Rev.0	1 st edition	2020-07-24

Note: the latest revision of the test report supersedes all previous version.

CONTENTS

1. TEST LABORATORY	4
1.1. INTRODUCTION & ACCREDITATION	4
1.2. TESTING LOCATION	4
1.3. TESTING ENVIRONMENT	5
1.4. PROJECT DATA.....	5
1.5. SIGNATURE	5
2. CLIENT INFORMATION	6
2.1. APPLICANT INFORMATION.....	6
2.2. MANUFACTURER INFORMATION.....	6
3. EQUIPMENT UNDER TEST (EUT) AND ANCILLARY EQUIPMENT (AE)	7
3.1. ABOUT EUT	7
3.2. INTERNAL IDENTIFICATION OF EUT USED DURING THE TEST	7
3.3. INTERNAL IDENTIFICATION OF AE USED DURING THE TEST.....	7
4. REFERENCE DOCUMENTS	8
5. LABORATORY ENVIRONMENT	9
6. SUMMARY OF TEST RESULT	10
7. TEST EQUIPMENT UTILIZED	14
ANNEX A: MEASUREMENT RESULTS	15
A.1 OUTPUT POWER	15
A.2 EMISSION LIMIT	50
A.3 FREQUENCY STABILITY	62
A.4 OCCUPIED BANDWIDTH	68
A.5 EMISSION BANDWIDTH	108
A.6 BAND EDGE COMPLIANCE	148
A.7 CONDUCTED SPURIOUS EMISSION	189
A.8 PEAK-TO-AVERAGE POWER RATIO	196
ANNEX B: ACCREDITATION CERTIFICATE	198



1. Test Laboratory

1.1. Introduction & Accreditation

Telecommunication Technology Labs, CAICT is an ISO/IEC 17025:2005 accredited test laboratory under NATIONAL VOLUNTARY LABORATORY ACCREDITATION PROGRAM (NVLAP) with lab code 600118-0 and is also an FCC accredited test laboratory (CN5017), and ISED accredited test laboratory (CN0066). The detail accreditation scope can be found on NVLAP website.

1.2. Testing Location

Location 1: CTTL (huayuan North Road)

Address: No. 52, Huayuan North Road, Haidian District, Beijing,
P. R. China 100191

Location 2: CTTL (Shouxiang)

Address: No. 51 Shouxiang Science Building, Xueyuan Road,
Haidian District, Beijing, P. R. China 100191

Location 3: CTTL (BDA)

Address: No.18A, Kangding Street, Beijing Economic-Technology
Development Area, Beijing, P. R. China 100176

1.3. Testing Environment

Normal Temperature: 15-35°C

Relative Humidity: 20-75%

1.4. Project Data

Testing Start Date: 2020-06-16

Testing End Date: 2020-07-22

1.5. Signature



Dong Yuan
(Prepared this test report)



Zhou Yu
(Reviewed this test report)



Zhao Hui Lin
Deputy Director of the laboratory
(Approved this test report)



2. Client Information

2.1. Applicant Information

Company Name: TCL Communication Ltd
Address /Post: 5/F, Building 22E, 22 Science Park East Avenue, Hong Kong Science
Park, Shatin, NT, Hong Kong
Contact: Gong Zhizhou
Email: zhizhou.gong@tcl.com
Telephone: 0086-755-36611722
Fax: 0086-755-36612000-81722

2.2. Manufacturer Information

Company Name: TCL Communication Ltd
Address /Post: 5/F, Building 22E, 22 Science Park East Avenue, Hong Kong Science
Park, Shatin, NT, Hong Kong
Contact: Gong Zhizhou
Email: zhizhou.gong@tcl.com
Telephone: 0086-755-36611722
Fax: 0086-755-36612000-81722

3. Equipment Under Test (EUT) and Ancillary Equipment (AE)

3.1. About EUT

Description	Tablet PC
Model Name	9032W
FCC ID	2ACCJB129
Antenna	Embedded
Output power	26.39dBm maximum EIRP measured for LTE Band 41
Extreme vol. Limits	3.5VDC to 4.4VDC (nominal: 3.85VDC)
Extreme temp. Tolerance	-10C to +55°C

Note: Components list, please refer to documents of the manufacturer; it is also included in the original test record of CTTL.

3.2. Internal Identification of EUT used during the test

EUT ID*	IMEI	HW Version	SW Version	Date of receipt
UT21a	015773000002142	03	1CS09000	2020-06-16
UT31a	015773000002811	03	1CS09000	2020-07-03
UT30a	015773000002548	03	1CS09000	2020-07-03

*EUT ID: is used to identify the test sample in the lab internally.

3.3. Internal Identification of AE used during the test

AE ID*	Description
AE1	Battery
AE1	
Model	TLp040M1
Manufacturer	BYD
Capacitance	4080mAh

*AE ID: is used to identify the test sample in the lab internally.



4. Reference Documents

The following documents listed in this section are referred for testing.

Reference	Title	Version
FCC Part 24	PERSONAL COMMUNICATIONS SERVICES	10-1-19 Edition
FCC Part 22	PUBLIC MOBILE SERVICES	10-1-19 Edition
FCC Part 27	MISCELLANEOUS WIRELESS COMMUNICATIONS SERVICES	10-1-19 Edition
FCC Part 90	PRIVATE LAND MOBILE RADIO SERVICES	10-1-19 Edition
ANSI/TIA-603-E	Land Mobile FM or PM Communications Equipment Measurement and Performance Standards	2016
ANSI C63.26	American National Standard for Compliance Testing of Transmitters Used in Licensed Radio Services	2015
KDB 971168 D01	MEASUREMENT GUIDANCE FOR CERTIFICATION OF LICENSED DIGITAL TRANSMITTERS	v03r01

5. Laboratory Environment

Control room / conducted chamber did not exceed following limits along the EMC testing:

Temperature	Min. = 15 °C, Max. = 35 °C
Relative humidity	Min. = 20 %, Max. = 80 %
Shielding effectiveness	> 110 dB
Electrical insulation	>2 MΩ
Ground system resistance	< 0.5 Ω

Fully-anechoic chamber 2 (8.6 meters×6.1 meters×3.85 meters) did not exceed following limits along the EMC testing:

Temperature	Min. = 15 °C, Max. = 30 °C
Relative humidity	Min. = 35 %, Max. = 60 %
Shielding effectiveness	> 110 dB
Electrical insulation	>2 MΩ
Ground system resistance	< 1 Ω
Site voltage standing-wave ratio (S_{VSWR})	Between 0 and 6 dB, from 1GHz to 18GHz
Uniformity of field strength	Between 0 and 6 dB, from 80 to 6000 MHz

Semi-anechoic chamber 2 / Fully-anechoic chamber 3 (10 meters×6.7 meters×6.15 meters) did not exceed following limits along the EMC testing:

Temperature	Min. = 15 °C, Max. = 30 °C
Relative humidity	Min. = 35 %, Max. = 60 %
Shielding effectiveness	> 100 dB
Electrical insulation	>2 MΩ
Ground system resistance	< 0.5 Ω
Normalised site attenuation (NSA)	<±3.5 dB, 3 m distance
Site voltage standing-wave ratio (S_{VSWR})	Between 0 and 6 dB, from 1GHz to 18GHz
Uniformity of field strength	Between 0 and 6 dB, from 80 to 6000 MHz

6. Summary Of Test Result

LTE Band 7

Items	Test Name	Clause in FCC rules	Verdict
1	Output Power	27.50	P
2	Emission Limit	2.1051/27.53	P
3	Frequency Stability	2.1055	P
4	Occupied Bandwidth	2.1049	P
5	Emission Bandwidth	27.53	P
6	Band Edge Compliance	27.53	P
7	Conducted Spurious Emission	27.53	P
8	Peak-to-Average Power Ratio	27.50	P

LTE Band 12

Items	Test Name	Clause in FCC rules	Verdict
1	Output Power	27.50	P
2	Emission Limit	2.1051/27.53	P
3	Frequency Stability	2.1055	P
4	Occupied Bandwidth	2.1049	P
5	Emission Bandwidth	27.53	P
6	Band Edge Compliance	27.53	P
7	Conducted Spurious Emission	27.53	P
8	Peak-to-Average Power Ratio	27.50	P

LTE Band 13

Items	Test Name	Clause in FCC rules	Verdict
1	Output Power	27.50	P
2	Emission Limit	2.1051/27.53	P
3	Frequency Stability	2.1055	P
4	Occupied Bandwidth	2.1049	P
5	Emission Bandwidth	27.53	P
6	Band Edge Compliance	27.53	P
7	Conducted Spurious Emission	27.53	P
8	Peak-to-Average Power Ratio	27.50	P

LTE Band 25

Items	Test Name	Clause in FCC rules	Verdict
1	Output Power	24.232	P
2	Emission Limit	2.1051/24.238	P
3	Frequency Stability	2.1055	P
4	Occupied Bandwidth	2.1049	P
5	Emission Bandwidth	24.238	P
6	Band Edge Compliance	24.238	P
7	Conducted Spurious Emission	24.238	P
8	Peak-to-Average Power Ratio	24.232	P

LTE Band 26(814MHz~824MHz)

Items	Test Name	Clause in FCC rules	Verdict
1	Output Power	90.635	P
2	Emission Limit	2.1051/90.691	P
3	Frequency Stability	2.1055	P
4	Occupied Bandwidth	2.1049	P
5	Emission Bandwidth	2.1049	P
6	Band Edge Compliance	90.691	P
7	Conducted Spurious Emission	90.691	P

LTE Band 26(824MHz~849MHz)

Items	Test Name	Clause in FCC rules	Verdict
1	Output Power	22.913	P
2	Emission Limit	2.1051/22.917	P
3	Frequency Stability	2.1055	P
4	Occupied Bandwidth	2.1049	P
5	Emission Bandwidth	22.917	P
6	Band Edge Compliance	22.917	P
7	Conducted Spurious Emission	22.917	P

LTE Band 41

Items	Test Name	Clause in FCC rules	Verdict
1	Output Power	27.50	P
2	Emission Limit	2.1051/27.53	P
3	Frequency Stability	2.1055	P
4	Occupied Bandwidth	2.1049	P
5	Emission Bandwidth	27.53	P
6	Band Edge Compliance	27.53	P
7	Conducted Spurious Emission	27.53	P
8	Peak-to-Average Power Ratio	27.50	P

LTE Band 66

Items	Test Name	Clause in FCC rules	Verdict
1	Output Power	27.50	P
2	Emission Limit	2.1051/27.53	P
3	Frequency Stability	2.1055	P
4	Occupied Bandwidth	2.1049	P
5	Emission Bandwidth	27.53	P
6	Band Edge Compliance	27.53	P
7	Conducted Spurious Emission	27.53	P
8	Peak-to-Average Power Ratio	27.50	P

LTE Band 71

Items	Test Name	Clause in FCC rules	Verdict
1	Output Power	27.50	P
2	Emission Limit	2.1051/27.53	P
3	Frequency Stability	2.1055	P
4	Occupied Bandwidth	2.1049	P
5	Emission Bandwidth	27.53	P
6	Band Edge Compliance	27.53	P
7	Conducted Spurious Emission	27.53	P
8	Peak-to-Average Power Ratio	27.50	P

Terms used in Verdict column

P	Pass. The EUT complies with the essential requirements in the standard.
NP	Not Performed. The test was not performed by CTTL.
NA	Not Applicable. The test was not applicable.
BR	Re-use test data from basic model report.
F	Fail. The EUT does not comply with the essential requirements in the standard.



Explanation of worst-case configuration

The worst-case scenario for all measurements is based on the conducted output power measurement investigation results. Output power was measured on QPSK, 16QAM modulations. It was found that QPSK was the worst case. All testing was performed using QPSK modulations to represent the worst case unless otherwise stated. The test results shown in the following sections represent the worst case emission.

7. Test Equipment Utilized

Description	Type	Series Number	Manufacture	Cal Due Date	Calibration Interval
Wideband Radio Communication Tester	CMW500	159082	R&S	2020-12-24	1 year
Spectrum Analyzer	FSU	200030	R&S	2021-06-01	1 year
Climate Chamber	SH-242	93008556	ESPEC	2020-12-21	3 years
EMI Antenna	9117	177	Schwarzbeck	2021-10-12	3 years
EMI Antenna	3117	00058889	ETS-Lindgren	2020-11-18	1 year
EMI Antenna	3117	00119021	ETS-Lindgren	2021-01-14	1 year
Signal Generator	SMF100A	101295	R&S	2020-11-06	1 year
Test Receiver	E4440A	MY48250642	Agilent	2021-03-12	1 year
Universal Radio Communication Tester	CMW500	143008	R&S	2020-11-26	1 year
EMI Antenna	VULB9163	9163-235	Schwarzbeck	2020-11-24	1 year
Power Amplifier	5S1G4	0341863	AR	/	

Annex A: Measurement Results

A.1 Output Power

A.1.1 Summary

During the process of testing, the EUT was controlled via communication tester to ensure max power transmission and proper modulation.

In all cases, output power is within the specified limits.

A.1.2 Conducted

A.1.2.1 Method of Measurements

The EUT was set up for the max output power with pseudo random data modulation.

These measurements were done at 3 frequencies (bottom, middle and top of operational frequency range) for each bandwidth.

A.1.2.2 Measurement Result

LTE band 7

Bandwidth	RB size/offset	Frequency (MHz)	Power (dBm)	
			QPSK	16QAM
5MHz	1 RB high	2567.5	22.35	21.44
		2535.0	22.42	21.52
		2502.5	22.30	21.81
	1 RB low	2567.5	22.34	21.44
		2535.0	22.39	21.49
		2502.5	22.33	21.81
	50% RB mid	2567.5	21.50	20.58
		2535.0	21.51	20.61
		2502.5	21.52	20.65
	100% RB	2567.5	21.45	20.44
		2535.0	21.47	20.53
		2502.5	21.44	20.53
10MHz	1 RB high	2565.0	22.35	21.35
		2535.0	22.46	21.81
		2505.0	22.33	21.41
	1 RB low	2565.0	22.38	21.30
		2535.0	22.43	21.74
		2505.0	22.35	21.37
	50% RB mid	2565.0	21.46	20.54
		2535.0	21.50	20.60
		2505.0	21.48	20.62
	100% RB	2565.0	21.51	20.52
		2535.0	21.52	20.55

		2505.0	21.48	20.53
15MHz	1 RB high	2562.5	22.24	21.23
		2535.0	22.33	21.72
		2507.5	22.28	21.72
	1 RB low	2562.5	22.27	21.22
		2535.0	22.30	21.68
		2507.5	22.37	21.68
	50% RB mid	2562.5	21.54	20.45
		2535.0	21.47	20.51
		2507.5	21.49	20.39
	100% RB	2562.5	21.56	20.49
		2535.0	21.49	20.53
		2507.5	21.48	20.45
20MHz	1 RB high	2560.0	22.23	21.71
		2535.0	22.26	21.68
		2510.0	22.27	21.81
	1 RB low	2560.0	22.26	21.73
		2535.0	22.26	21.63
		2510.0	22.28	21.80
	50% RB mid	2560.0	21.41	20.50
		2535.0	21.50	20.50
		2510.0	21.46	20.51
	100% RB	2560.0	21.49	20.49
		2535.0	21.47	20.50
		2510.0	21.48	20.49

LTE band 12

Bandwidth	RB size/offset	Frequency (MHz)	Power (dBm)	
			QPSK	16QAM
1.4MHz	1 RB high	715.3	22.76	21.77
		707.5	22.68	21.68
		699.7	22.79	21.79
	1 RB low	715.3	22.64	21.67
		707.5	22.67	22.02
		699.7	22.74	22.05
	50% RB mid	715.3	22.85	21.82
		707.5	22.89	21.81
		699.7	22.91	21.85
	100% RB	715.3	21.86	20.94
		707.5	21.81	20.93
		699.7	21.81	20.99
3MHz	1 RB high	714.5	22.72	21.65
		707.5	22.80	22.09
		700.5	22.81	21.71
	1 RB low	714.5	22.74	21.67
		707.5	22.83	22.07
		700.5	22.75	21.81
	50% RB mid	714.5	21.83	20.91
		707.5	21.84	20.88
		700.5	21.88	20.98
	100% RB	714.5	21.79	20.81
		707.5	21.79	20.72
		700.5	21.83	20.86
5MHz	1 RB high	713.5	22.75	21.81
		707.5	22.70	21.76
		701.5	22.75	22.16
	1 RB low	713.5	22.74	21.75
		707.5	22.69	21.72
		701.5	22.70	22.18
	50% RB mid	713.5	21.80	20.82
		707.5	21.85	20.90
		701.5	21.87	20.90
	100% RB	713.5	21.77	20.81
		707.5	21.74	20.76
		701.5	21.81	20.77
10MHz	1 RB high	711.0	22.71	21.65
		707.5	22.76	21.55



		704.0	22.75	21.96
	1 RB low	711.0	22.72	21.60
		707.5	22.66	21.53
		704.0	22.57	21.94
	50% RB mid	711.0	21.69	20.79
		707.5	21.70	20.75
		704.0	21.72	20.77
	100% RB	711.0	21.65	20.71
		707.5	21.70	20.75
		704.0	21.73	20.74

LTE band 13

Bandwidth	RB size/offset	Frequency (MHz)	Power (dBm)	
			QPSK	16QAM
5MHz	1 RB high	784.5	22.60	21.64
		782.0	22.56	21.67
		779.5	22.60	22.08
	1 RB low	784.5	22.55	21.63
		782.0	22.60	21.77
		779.5	22.60	22.14
	50% RB mid	784.5	21.76	20.73
		782.0	21.71	20.77
		779.5	21.74	20.88
	100% RB	784.5	21.66	20.62
		782.0	21.63	20.65
		779.5	21.68	20.74
10MHz	1 RB high	782.0	22.73	21.57
	1 RB low	782.0	22.61	21.62
	50% RB mid	782.0	21.75	20.76
	100% RB	782.0	21.69	20.68

LTE band 25

Bandwidth	RB size/offset	Frequency (MHz)	Power (dBm)	
			QPSK	16QAM
1.4MHz	1 RB high	1914.3	22.63	21.65
		1882.5	22.63	21.80
		1850.7	22.62	21.74
	1 RB low	1914.3	22.63	21.73
		1882.5	22.60	22.02
		1850.7	22.71	21.85
	50% RB mid	1914.3	22.61	21.95
		1882.5	22.80	21.95
		1850.7	22.84	22.00
	100% RB	1914.3	21.72	20.88
		1882.5	21.63	20.81
		1850.7	21.79	20.90
3MHz	1 RB high	1913.5	22.70	21.61
		1882.5	22.68	22.11
		1851.5	22.71	21.70
	1 RB low	1913.5	22.73	21.83
		1882.5	22.71	21.67
		1851.5	22.76	22.19
	50% RB mid	1913.5	21.81	20.89
		1882.5	21.72	20.81
		1851.5	21.79	20.94
	100% RB	1913.5	21.72	20.79
		1882.5	21.70	20.68
		1851.5	21.76	20.82
5MHz	1 RB high	1912.5	22.62	22.12
		1882.5	22.63	21.75
		1852.5	22.64	21.80
	1 RB low	1912.5	22.63	22.15
		1882.5	22.66	22.13
		1852.5	22.65	22.17
	50% RB mid	1912.5	21.75	20.86
		1882.5	21.74	20.84
		1852.5	21.79	20.88
	100% RB	1912.5	21.72	20.68
		1882.5	21.70	20.66
		1852.5	21.67	20.73
10MHz	1 RB high	1910.0	22.71	21.60
		1882.5	22.64	21.71

	1 RB low	1855.0	22.66	21.69
		1910.0	22.60	21.62
		1882.5	22.66	22.06
	50% RB mid	1855.0	22.69	21.69
		1910.0	22.56	20.93
		1882.5	21.71	20.82
	100% RB	1855.0	21.77	20.94
		1910.0	21.80	20.81
		1882.5	21.74	20.80
15MHz	1 RB high	1855.0	21.80	20.27
		1910.0	21.80	20.81
		1882.5	21.74	20.80
	1 RB low	1907.5	22.68	22.11
		1882.5	22.69	22.17
		1857.5	22.67	21.71
	50% RB mid	1907.5	22.77	22.23
		1882.5	22.71	22.13
		1857.5	22.72	21.68
	100% RB	1907.5	21.80	20.73
		1882.5	21.77	20.82
		1857.5	21.80	20.79
20MHz	1 RB high	1907.5	21.68	20.79
		1882.5	21.69	20.74
		1857.5	21.77	20.83
	1 RB low	1905.0	22.43	21.99
		1882.5	22.43	21.98
		1860.0	22.46	22.11
	50% RB mid	1905.0	22.49	22.03
		1882.5	22.46	21.98
		1860.0	22.51	22.09
	100% RB	1905.0	21.61	20.72
		1882.5	21.64	20.69
		1860.0	21.72	20.82
	1 RB high	1905.0	21.55	20.60
		1882.5	21.55	20.60
		1860.0	21.79	20.86

LTE band 26(814MHz~824MHz)

Bandwidth	RB size/offset	Frequency (MHz)	Power (dBm)	
			QPSK	16QAM
1.4MHz	1 RB high	823.3	22.89	21.90
		819.0	22.89	22.02
		814.7	22.83	21.89
	1 RB low	823.3	22.88	21.87
		819.0	22.89	22.02
		814.7	22.87	21.91
	50% RB mid	823.3	23.02	22.19
		819.0	23.07	22.19
		814.7	23.06	22.16
	100% RB	823.3	22.02	21.14
		819.0	21.94	20.88
		814.7	21.97	20.91
3MHz	1 RB high	822.5	22.89	21.88
		819.0	22.91	22.05
		815.5	22.92	21.92
	1 RB low	822.5	22.91	21.94
		819.0	22.93	22.14
		815.5	22.95	21.98
	50% RB mid	822.5	21.97	21.05
		819.0	21.98	21.08
		815.5	21.96	21.05
	100% RB	822.5	21.90	20.95
		819.0	21.92	20.96
		815.5	21.87	20.94
5MHz	1 RB high	821.5	22.82	21.91
		819.0	22.85	22.14
		816.5	22.84	21.90
	1 RB low	821.5	22.80	21.89
		819.0	22.88	22.14
		816.5	22.81	21.88
	50% RB mid	821.5	21.98	21.12
		819.0	21.98	21.11
		816.5	22.00	21.16
	100% RB	821.5	21.94	21.02
		819.0	21.94	21.02
		816.5	21.95	21.01
10MHz	1 RB high	819.0	22.98	22.10
	1 RB low	819.0	22.91	22.08



	50% RB mid	819.0	22.02	21.06
	100% RB	819.0	22.00	21.02

LTE band 26(824MHz~849MHz)

Bandwidth	RB size/offset	Frequency (MHz)	Power (dBm)	
			QPSK	16QAM
1.4MHz	1 RB high	848.3	22.86	21.90
		836.5	22.87	22.02
		824.7	22.86	21.89
	1 RB low	848.3	22.85	21.87
		836.5	22.88	22.06
		824.7	22.90	21.95
	50% RB mid	848.3	23.01	22.21
		836.5	23.00	22.18
		824.7	23.03	22.17
	100% RB	848.3	21.95	21.19
		836.5	21.93	20.87
		824.7	22.00	21.16
3MHz	1 RB high	847.5	22.88	21.96
		836.5	22.90	22.06
		825.5	22.94	21.91
	1 RB low	847.5	22.88	21.96
		836.5	22.91	22.09
		825.5	22.99	21.95
	50% RB mid	847.5	21.96	21.07
		836.5	21.96	21.06
		825.5	21.98	21.04
	100% RB	847.5	21.92	20.97
		836.5	21.97	20.99
		825.5	21.91	20.96
5MHz	1 RB high	846.5	22.79	21.94
		836.5	22.84	22.13
		826.5	22.83	21.90
	1 RB low	846.5	22.80	21.91
		836.5	22.85	22.12
		826.5	22.83	21.90
	50% RB mid	846.5	21.99	21.12
		836.5	22.03	21.12
		826.5	21.97	21.06
	100% RB	846.5	21.99	21.04
		836.5	21.99	21.02
		826.5	21.92	20.97
10MHz	1 RB high	844.0	22.88	21.98
		836.5	22.90	22.11

	1 RB low	829.0	22.90	21.93
		844.0	22.91	21.94
		836.5	22.93	22.04
	50% RB mid	829.0	22.92	21.89
		844.0	22.02	21.10
		836.5	22.04	21.08
	100% RB	829.0	22.00	21.01
		844.0	22.06	21.06
		836.5	22.00	21.00
15MHz	1 RB high	829.0	22.00	21.04
		841.5	22.88	22.07
		836.5	22.87	22.03
	1 RB low	831.5	22.85	21.99
		841.5	22.86	22.01
		836.5	22.87	22.00
	50% RB mid	831.5	22.89	22.00
		841.5	22.07	21.05
		836.5	21.99	21.03
	100% RB	831.5	21.99	21.02
		841.5	22.01	20.89
		836.5	21.94	20.98
		831.5	22.03	20.91

LTE band 41 HPUE

Bandwidth	RB size/offset	Frequency (MHz)	Power (dBm)	
			QPSK	16QAM
5MHz	1 RB high	2687.5	25.80	25.19
		2593.0	25.75	24.99
		2498.5	25.64	25.13
	1 RB low	2687.5	25.83	25.16
		2593.0	25.72	25.03
		2498.5	25.65	25.16
	50% RB mid	2687.5	24.97	23.91
		2593.0	24.81	23.82
		2498.5	24.72	23.87
	100% RB	2687.5	24.93	23.92
		2593.0	24.78	23.81
		2498.5	24.72	23.80
10MHz	1 RB high	2685.0	25.95	25.36
		2593.0	25.85	25.06
		2501.0	25.64	25.16
	1 RB low	2685.0	25.79	25.30
		2593.0	25.77	24.99
		2501.0	25.60	25.14
	50% RB mid	2685.0	24.92	23.89
		2593.0	24.77	23.82
		2501.0	24.77	23.78
	100% RB	2685.0	24.87	23.90
		2593.0	24.77	23.76
		2501.0	24.71	23.85
15MHz	1 RB high	2682.5	25.86	25.12
		2593.0	25.62	25.10
		2503.5	25.65	25.18
	1 RB low	2682.5	25.90	25.07
		2593.0	25.55	25.12
		2503.5	25.71	25.17
	50% RB mid	2682.5	24.85	23.77
		2593.0	24.78	23.76
		2503.5	24.77	23.73
	100% RB	2682.5	24.84	23.82
		2593.0	24.77	23.71
		2503.5	24.75	23.75



20MHz	1 RB high	2680.0	25.85	25.20
		2593.0	25.76	25.22
		2506.0	25.75	24.95
	1 RB low	2680.0	25.84	25.15
		2593.0	25.66	25.19
		2506.0	25.76	24.93
	50% RB mid	2680.0	24.85	23.79
		2593.0	24.78	23.82
		2506.0	24.72	23.77
	100% RB	2680.0	24.84	23.79
		2593.0	24.78	23.80
		2506.0	24.71	23.76

LTE band 66

Bandwidth	RB size/offset	Frequency (MHz)	Power (dBm)	
			QPSK	16QAM
1.4MHz	1 RB high	1779.3	22.59	21.75
		1745.0	22.62	21.78
		1710.7	22.52	21.77
	1 RB low	1779.3	22.68	21.78
		1745.0	22.59	21.82
		1710.7	22.61	22.05
	50% RB mid	1779.3	22.77	21.91
		1745.0	22.78	22.01
		1710.7	22.87	21.98
	100% RB	1779.3	21.72	21.89
		1745.0	21.69	20.84
		1710.7	21.66	20.84
3MHz	1 RB high	1778.5	22.62	21.59
		1745.0	22.62	21.74
		1711.5	22.68	22.07
	1 RB low	1778.5	22.71	21.80
		1745.0	22.73	22.10
		1711.5	22.62	21.71
	50% RB mid	1778.5	21.71	20.86
		1745.0	21.68	20.78
		1711.5	21.68	20.84
	100% RB	1778.5	21.67	20.66
		1745.0	21.65	20.74
		1711.5	21.67	20.72
5MHz	1 RB high	1777.5	22.64	22.11
		1745.0	22.63	21.72
		1712.5	22.53	21.71
	1 RB low	1777.5	22.56	22.12
		1745.0	22.62	22.12
		1712.5	22.56	21.71
	50% RB mid	1777.5	21.75	20.83
		1745.0	21.74	20.83
		1712.5	21.73	20.80
	100% RB	1777.5	21.67	20.74
		1745.0	21.70	20.64
		1712.5	21.65	20.64
10MHz	1 RB high	1775.0	22.66	22.05
		1745.0	22.69	21.66

	1 RB low	1715.0	22.55	22.03
		1775.0	22.60	22.08
		1745.0	22.65	21.67
	50% RB mid	1715.0	22.58	22.02
		1775.0	22.77	20.78
		1745.0	21.73	20.83
	100% RB	1715.0	21.67	20.69
		1775.0	21.72	20.76
		1745.0	21.73	20.73
15MHz	1 RB high	1715.0	21.68	20.73
		1775.0	21.72	20.76
		1745.0	21.73	20.73
	1 RB low	1772.5	22.63	21.62
		1745.0	22.55	21.56
		1717.5	22.60	21.57
	50% RB mid	1772.5	22.58	21.54
		1745.0	22.56	21.54
		1717.5	22.63	22.08
	100% RB	1772.5	21.70	20.73
		1745.0	21.66	20.78
		1717.5	21.63	20.59
20MHz	1 RB high	1772.5	21.75	20.77
		1745.0	21.70	20.68
		1717.5	21.64	20.66
	1 RB low	1770.0	22.41	21.87
		1745.0	22.39	21.82
		1720.0	22.46	21.93
	50% RB mid	1770.0	22.34	21.84
		1745.0	22.36	21.85
		1720.0	22.42	22.02
	100% RB	1770.0	21.65	20.69
		1745.0	21.60	20.60
		1720.0	21.57	20.60
	1 RB high	1770.0	21.67	20.68
		1745.0	21.60	20.62
		1720.0	21.49	20.57

LTE band 71

Bandwidth	RB size/offset	Frequency (MHz)	Power (dBm)	
			QPSK	16QAM
5MHz	1 RB high	695.5	22.48	21.97
		680.5	22.51	21.97
		665.5	22.48	21.59
	1 RB low	695.5	22.44	21.62
		680.5	22.51	21.92
		665.5	22.52	21.94
	50% RB mid	695.5	21.59	20.64
		680.5	21.58	20.65
		665.5	21.58	20.66
	100% RB	695.5	21.53	20.60
		680.5	21.54	20.64
		665.5	21.59	20.67
10MHz	1 RB high	693.0	22.48	21.45
		680.5	22.57	21.49
		668.0	22.47	21.53
	1 RB low	693.0	22.42	21.48
		680.5	22.52	21.65
		668.0	22.49	21.48
	50% RB mid	693.0	21.53	20.61
		680.5	21.61	20.62
		668.0	21.56	20.63
	100% RB	693.0	21.43	20.56
		680.5	21.60	20.63
		668.0	21.54	20.57
15MHz	1 RB high	690.5	22.47	21.41
		680.5	22.52	21.82
		670.5	22.47	21.85
	1 RB low	690.5	22.41	21.41
		680.5	22.39	21.50
		670.5	22.52	21.37
	50% RB mid	690.5	21.60	20.58
		680.5	21.59	20.58
		670.5	21.53	20.60
	100% RB	690.5	21.57	20.61
		680.5	21.61	20.59
		670.5	21.47	20.45

20MHz	1 RB high	688.0	22.39	21.86
		680.5	22.41	21.77
		673.0	22.45	21.95
	1 RB low	688.0	22.31	21.81
		680.5	22.28	21.66
		673.0	22.38	21.87
	50% RB mid	688.0	21.48	20.54
		680.5	21.51	20.51
		673.0	21.49	20.55
	100% RB	688.0	21.40	20.43
		680.5	21.41	20.46
		673.0	21.36	20.42

A.1.3 Radiated

A.1.3.1 Description

This is the test for the maximum radiated power from the EUT.

FDD Band 7/ TDD Band 41: Part 27.50(h) specifies "Mobile stations are limited to 2.0 watts EIRP".

FDD Band 12/71: Part 27.50(c) specifies "Portable stations (hand-held devices) in the 600 MHz uplink band and the 698–746 MHz band, and fixed and mobile stations in the 600 MHz uplink band are limited to 3 watts ERP".

LTE Band 13: Part 27.50(b) specifies "Portable stations (hand-held devices) transmitting in the 746–757 MHz, 776–788 MHz, and 805–806 MHz bands are limited to 3 watts ERP".

FDD Band 25: Part 24.232(c) specifies "Mobile and portable stations are limited to 2 watts EIRP".

LTE Band 26(824MHz~849MHz): Part 22.913(a) specifies "The ERP of mobile transmitters and auxiliary test transmitters must not exceed 7 watts".

LTE Band 26(814MHz~824MHz): Part 90.635(b) specifies "The maximum output power of the transmitter for mobile stations is 100 watts".

FDD Band 66: Part 27.50(d)(4) specifies "Fixed, mobile, and portable (handheld) stations operating in the 1710–1755 MHz band and mobile and portable stations operating in the 1695–1710 MHz and 1755–1780 MHz bands are limited to 1 watt EIRP".

A.1.3.2 Method of Measurement

According to KDB 412172 D01 and ANSI C63.26 the relevant equation for determining the maximum ERP or EIRP from the measured RF output power is given in Equation as follows:

$ERP \text{ or } EIRP = P_T + G_T - L_C$, $ERP = EIRP - 2.15$, where

ERP or EIRP effective radiated power or equivalent isotropically radiated power,
respectively

(expressed in the same units as P_{Mea} , e.g., dBm or dBW)

P_T = transmitter output power in dBm;

G_T = gain of the transmitting antenna, in dBd(ERP) or dBi(EIRP);

L_C = signal attenuation in the connecting cable between the transmitter and antenna, in dB.

A.1.3.3 Measurement result

LTE Band 7-EIRP

Limits: ≤33 dBm (2W)

Bandwidth	RB size/offset	Frequency (MHz)	Power (dBm)		EIRP(dBm) ($G_T - L_C = 0.36$)	
			QPSK	16QAM	QPSK	16QAM
5MHz	1 RB high	2567.5	22.35	21.44	22.71	21.80
		2535.0	22.42	21.52	22.78	21.88
		2502.5	22.30	21.81	22.66	22.17
	1 RB low	2567.5	22.34	21.44	22.70	21.80
		2535.0	22.39	21.49	22.75	21.85
		2502.5	22.33	21.81	22.69	22.17
	50% RB mid	2567.5	21.50	20.58	21.86	20.94
		2535.0	21.51	20.61	21.87	20.97
		2502.5	21.52	20.65	21.88	21.01
	100% RB	2567.5	21.45	20.44	21.81	20.80
		2535.0	21.47	20.53	21.83	20.89
		2502.5	21.44	20.53	21.80	20.89
10MHz	1 RB high	2565.0	22.35	21.35	22.71	21.71
		2535.0	22.46	21.81	22.82	22.17
		2505.0	22.33	21.41	22.69	21.77
	1 RB low	2565.0	22.38	21.30	22.74	21.66
		2535.0	22.43	21.74	22.79	22.10
		2505.0	22.35	21.37	22.71	21.73
	50% RB mid	2565.0	21.46	20.54	21.82	20.90
		2535.0	21.50	20.60	21.86	20.96
		2505.0	21.48	20.62	21.84	20.98
	100% RB	2565.0	21.51	20.52	21.87	20.88
		2535.0	21.52	20.55	21.88	20.91
		2505.0	21.48	20.53	21.84	20.89
15MHz	1 RB high	2562.5	22.24	21.23	22.60	21.59
		2535.0	22.33	21.72	22.69	22.08
		2507.5	22.28	21.72	22.64	22.08
	1 RB low	2562.5	22.27	21.22	22.63	21.58
		2535.0	22.30	21.68	22.66	22.04
		2507.5	22.37	21.68	22.73	22.04
	50% RB mid	2562.5	21.54	20.45	21.90	20.81
		2535.0	21.47	20.51	21.83	20.87
		2507.5	21.49	20.39	21.85	20.75
	100% RB	2562.5	21.56	20.49	21.92	20.85
		2535.0	21.49	20.53	21.85	20.89
		2507.5	21.48	20.45	21.84	20.81

20MHz	1 RB high	2560.0	22.23	21.71	22.59	22.07
		2535.0	22.26	21.68	22.62	22.04
		2510.0	22.27	21.81	22.63	22.17
	1 RB low	2560.0	22.26	21.73	22.62	22.09
		2535.0	22.26	21.63	22.62	21.99
		2510.0	22.28	21.80	22.64	22.16
	50% RB mid	2560.0	21.41	20.50	21.77	20.86
		2535.0	21.50	20.50	21.86	20.86
		2510.0	21.46	20.51	21.82	20.87
	100% RB	2560.0	21.49	20.49	21.85	20.85
		2535.0	21.47	20.50	21.83	20.86
		2510.0	21.48	20.49	21.84	20.85

LTE Band 12 -ERP
Limits: ≤34.77dBm (3W)

Bandwidth	RB size/offset	Frequency (MHz)	Power (dBm)		ERP(dBm) (G _T – L _C = -1.54)	
			QPSK	16QAM	QPSK	16QAM
1.4MHz	1 RB high	715.3	22.76	21.77	19.07	18.08
		707.5	22.68	21.68	18.99	17.99
		699.7	22.79	21.79	19.10	18.10
	1 RB low	715.3	22.64	21.67	18.95	17.98
		707.5	22.67	22.02	18.98	18.33
		699.7	22.74	22.05	19.05	18.36
	50% RB mid	715.3	22.85	21.82	19.16	18.13
		707.5	22.89	21.81	19.20	18.12
		699.7	22.91	21.85	19.22	18.16
	100% RB	715.3	21.86	20.94	18.17	17.25
		707.5	21.81	20.93	18.12	17.24
		699.7	21.81	20.99	18.12	17.30
3MHz	1 RB high	714.5	22.72	21.65	19.03	17.96
		707.5	22.80	22.09	19.11	18.40
		700.5	22.81	21.71	19.12	18.02
	1 RB low	714.5	22.74	21.67	19.05	17.98
		707.5	22.83	22.07	19.14	18.38
		700.5	22.75	21.81	19.06	18.12
	50% RB mid	714.5	21.83	20.91	18.14	17.22
		707.5	21.84	20.88	18.15	17.19
		700.5	21.88	20.98	18.19	17.29
	100% RB	714.5	21.79	20.81	18.10	17.12
		707.5	21.79	20.72	18.10	17.03
		700.5	21.83	20.86	18.14	17.17
5MHz	1 RB high	713.5	22.75	21.81	19.06	18.12
		707.5	22.70	21.76	19.01	18.07
		701.5	22.75	22.16	19.06	18.47
	1 RB low	713.5	22.74	21.75	19.05	18.06
		707.5	22.69	21.72	19.00	18.03
		701.5	22.70	22.18	19.01	18.49
	50% RB mid	713.5	21.80	20.82	18.11	17.13
		707.5	21.85	20.90	18.16	17.21
		701.5	21.87	20.90	18.18	17.21
	100% RB	713.5	21.77	20.81	18.08	17.12
		707.5	21.74	20.76	18.05	17.07
		701.5	21.81	20.77	18.12	17.08



10MHz	1 RB high	711.0	22.71	21.65	19.02	17.96
		707.5	22.76	21.55	19.07	17.86
		704.0	22.75	21.96	19.06	18.27
	1 RB low	711.0	22.72	21.60	19.03	17.91
		707.5	22.66	21.53	18.97	17.84
		704.0	22.57	21.94	18.88	18.25
	50% RB mid	711.0	21.69	20.79	18.00	17.10
		707.5	21.70	20.75	18.01	17.06
		704.0	21.72	20.77	18.03	17.08
	100% RB	711.0	21.65	20.71	17.96	17.02
		707.5	21.70	20.75	18.01	17.06
		704.0	21.73	20.74	18.04	17.05

LTE Band 13-ERP
Limits: ≤34.77 dBm (3W)

Bandwidth	RB size/offset	Frequency (MHz)	Power (dBm)		ERP(dBm) (G _T – L _C = -1.68)	
			QPSK	16QAM	QPSK	16QAM
5MHz	1 RB high	784.5	22.60	21.64	18.77	17.81
		782.0	22.56	21.67	18.73	17.84
		779.5	22.60	22.08	18.77	18.25
	1 RB low	784.5	22.55	21.63	18.72	17.80
		782.0	22.60	21.77	18.77	17.94
		779.5	22.60	22.14	18.77	18.31
	50% RB mid	784.5	21.76	20.73	17.93	16.90
		782.0	21.71	20.77	17.88	16.94
		779.5	21.74	20.88	17.91	17.05
	100% RB	784.5	21.66	20.62	17.83	16.79
		782.0	21.63	20.65	17.80	16.82
		779.5	21.68	20.74	17.85	16.91
10MHz	1 RB high	782.0	22.73	21.57	18.90	17.74
	1 RB low	782.0	22.61	21.62	18.78	17.79
	50% RB mid	782.0	21.75	20.76	17.92	16.93
	100% RB	782.0	21.69	20.68	17.86	16.85

LTE Band 25-EIRP
Limits: ≤33dBm (2W)

Bandwidth	RB size/offset	Frequency (MHz)	Power (dBm)		EIRP(dBm) (G _T – L _C = 0.21)	
			QPSK	16QAM	QPSK	16QAM
1.4MHz	1 RB high	1914.3	22.63	21.65	22.84	21.86
		1882.5	22.63	21.80	22.84	22.01
		1850.7	22.62	21.74	22.83	21.95
	1 RB low	1914.3	22.63	21.73	22.84	21.94
		1882.5	22.60	22.02	22.81	22.23
		1850.7	22.71	21.85	22.92	22.06
	50% RB mid	1914.3	22.61	21.95	22.82	22.16
		1882.5	22.80	21.95	23.01	22.16
		1850.7	22.84	22.00	23.05	22.21
	100% RB	1914.3	21.72	20.88	21.93	21.09
		1882.5	21.63	20.81	21.84	21.02
		1850.7	21.79	20.90	22.00	21.11
3MHz	1 RB high	1913.5	22.70	21.61	22.91	21.82
		1882.5	22.68	22.11	22.89	22.32
		1851.5	22.71	21.70	22.92	21.91
	1 RB low	1913.5	22.73	21.83	22.94	22.04
		1882.5	22.71	21.67	22.92	21.88
		1851.5	22.76	22.19	22.97	22.40
	50% RB mid	1913.5	21.81	20.89	22.02	21.10
		1882.5	21.72	20.81	21.93	21.02
		1851.5	21.79	20.94	22.00	21.15
	100% RB	1913.5	21.72	20.79	21.93	21.00
		1882.5	21.70	20.68	21.91	20.89
		1851.5	21.76	20.82	21.97	21.03
5MHz	1 RB high	1912.5	22.62	22.12	22.83	22.33
		1882.5	22.63	21.75	22.84	21.96
		1852.5	22.64	21.80	22.85	22.01
	1 RB low	1912.5	22.63	22.15	22.84	22.36
		1882.5	22.66	22.13	22.87	22.34
		1852.5	22.65	22.17	22.86	22.38
	50% RB mid	1912.5	21.75	20.86	21.96	21.07
		1882.5	21.74	20.84	21.95	21.05
		1852.5	21.79	20.88	22.00	21.09
	100% RB	1912.5	21.72	20.68	21.93	20.89
		1882.5	21.70	20.66	21.91	20.87
		1852.5	21.67	20.73	21.88	20.94

10MHz	1 RB high	1910.0	22.71	21.60	22.92	21.81
		1882.5	22.64	21.71	22.85	21.92
		1855.0	22.66	21.69	22.87	21.90
	1 RB low	1910.0	22.60	21.62	22.81	21.83
		1882.5	22.66	22.06	22.87	22.27
		1855.0	22.69	21.69	22.90	21.90
	50% RB mid	1910.0	22.56	20.93	22.77	21.14
		1882.5	21.71	20.82	21.92	21.03
		1855.0	21.77	20.94	21.98	21.15
	100% RB	1910.0	21.80	20.81	22.01	21.02
		1882.5	21.74	20.80	21.95	21.01
		1855.0	21.80	20.27	22.01	20.48
15MHz	1 RB high	1907.5	22.68	22.11	22.89	22.32
		1882.5	22.69	22.17	22.90	22.38
		1857.5	22.67	21.71	22.88	21.92
	1 RB low	1907.5	22.77	22.23	22.98	22.44
		1882.5	22.71	22.13	22.92	22.34
		1857.5	22.72	21.68	22.93	21.89
	50% RB mid	1907.5	21.80	20.73	22.01	20.94
		1882.5	21.77	20.82	21.98	21.03
		1857.5	21.80	20.79	22.01	21.00
	100% RB	1907.5	21.68	20.79	21.89	21.00
		1882.5	21.69	20.74	21.90	20.95
		1857.5	21.77	20.83	21.98	21.04
20MHz	1 RB high	1905.0	22.43	21.99	22.64	22.20
		1882.5	22.43	21.98	22.64	22.19
		1860.0	22.46	22.11	22.67	22.32
	1 RB low	1905.0	22.49	22.03	22.70	22.24
		1882.5	22.46	21.98	22.67	22.19
		1860.0	22.51	22.09	22.72	22.30
	50% RB mid	1905.0	21.61	20.72	21.82	20.93
		1882.5	21.64	20.69	21.85	20.90
		1860.0	21.72	20.82	21.93	21.03
	100% RB	1905.0	21.55	20.60	21.76	20.81
		1882.5	21.55	20.60	21.76	20.81
		1860.0	21.79	20.86	22.00	21.07

LTE Band 26(814MHz~824MHz)-ERP
Limits: ≤50dBm (100W)

Bandwidth	RB size/offset	Frequency (MHz)	Power (dBm)		ERP(dBm) (G _T – L _C = -1.48)	
			QPSK	16QAM	QPSK	16QAM
1.4MHz	1 RB high	823.3	22.89	21.90	19.26	18.27
		819.0	22.89	22.02	19.26	18.39
		814.7	22.83	21.89	19.20	18.26
	1 RB low	823.3	22.88	21.87	19.25	18.24
		819.0	22.89	22.02	19.26	18.39
		814.7	22.87	21.91	19.24	18.28
	50% RB mid	823.3	23.02	22.19	19.39	18.56
		819.0	23.07	22.19	19.44	18.56
		814.7	23.06	22.16	19.43	18.53
	100% RB	823.3	22.02	21.14	18.39	17.51
		819.0	21.94	20.88	18.31	17.25
		814.7	21.97	20.91	18.34	17.28
3MHz	1 RB high	822.5	22.89	21.88	19.26	18.25
		819.0	22.91	22.05	19.28	18.42
		815.5	22.92	21.92	19.29	18.29
	1 RB low	822.5	22.91	21.94	19.28	18.31
		819.0	22.93	22.14	19.30	18.51
		815.5	22.95	21.98	19.32	18.35
	50% RB mid	822.5	21.97	21.05	18.34	17.42
		819.0	21.98	21.08	18.35	17.45
		815.5	21.96	21.05	18.33	17.42
	100% RB	822.5	21.90	20.95	18.27	17.32
		819.0	21.92	20.96	18.29	17.33
		815.5	21.87	20.94	18.24	17.31
5MHz	1 RB high	821.5	22.82	21.91	19.19	18.28
		819.0	22.85	22.14	19.22	18.51
		816.5	22.84	21.90	19.21	18.27
	1 RB low	821.5	22.80	21.89	19.17	18.26
		819.0	22.88	22.14	19.25	18.51
		816.5	22.81	21.88	19.18	18.25
	50% RB mid	821.5	21.98	21.12	18.35	17.49
		819.0	21.98	21.11	18.35	17.48
		816.5	22.00	21.16	18.37	17.53
	100% RB	821.5	21.94	21.02	18.31	17.39
		819.0	21.94	21.02	18.31	17.39
		816.5	21.95	21.01	18.32	17.38



10MHz	1 RB high	819.0	22.98	22.10	19.35	18.47
	1 RB low	819.0	22.91	22.08	19.28	18.45
	50% RB mid	819.0	22.02	21.06	18.39	17.43
	100% RB	819.0	22.00	21.02	18.37	17.39

LTE Band 26(824MHz~849MHz)-ERP
Limits: ≤38.45dBm (7W)

Bandwidth	RB size/offset	Frequency (MHz)	Power (dBm)		ERP(dBm) (G _T - L _C = -1.48)	
			QPSK	16QAM	QPSK	16QAM
1.4MHz	1 RB high	848.3	22.86	21.90	19.23	18.27
		836.5	22.87	22.02	19.24	18.39
		824.7	22.86	21.89	19.23	18.26
	1 RB low	848.3	22.85	21.87	19.22	18.24
		836.5	22.88	22.06	19.25	18.43
		824.7	22.90	21.95	19.27	18.32
	50% RB mid	848.3	23.01	22.21	19.38	18.58
		836.5	23.00	22.18	19.37	18.55
		824.7	23.03	22.17	19.40	18.54
	100% RB	848.3	21.95	21.19	18.32	17.56
		836.5	21.93	20.87	18.30	17.24
		824.7	22.00	21.16	18.37	17.53
3MHz	1 RB high	847.5	22.88	21.96	19.25	18.33
		836.5	22.90	22.06	19.27	18.43
		825.5	22.94	21.91	19.31	18.28
	1 RB low	847.5	22.88	21.96	19.25	18.33
		836.5	22.91	22.09	19.28	18.46
		825.5	22.99	21.95	19.36	18.32
	50% RB mid	847.5	21.96	21.07	18.33	17.44
		836.5	21.96	21.06	18.33	17.43
		825.5	21.98	21.04	18.35	17.41
	100% RB	847.5	21.92	20.97	18.29	17.34
		836.5	21.97	20.99	18.34	17.36
		825.5	21.91	20.96	18.28	17.33
5MHz	1 RB high	846.5	22.79	21.94	19.16	18.31
		836.5	22.84	22.13	19.21	18.50
		826.5	22.83	21.90	19.20	18.27
	1 RB low	846.5	22.80	21.91	19.17	18.28
		836.5	22.85	22.12	19.22	18.49
		826.5	22.83	21.90	19.20	18.27
	50% RB mid	846.5	21.99	21.12	18.36	17.49
		836.5	22.03	21.12	18.40	17.49
		826.5	21.97	21.06	18.34	17.43
	100% RB	846.5	21.99	21.04	18.36	17.41
		836.5	21.99	21.02	18.36	17.39

		826.5	21.92	20.97	18.29	17.34
10MHz	1 RB high	844.0	22.88	21.98	19.25	18.35
		836.5	22.90	22.11	19.27	18.48
		829.0	22.90	21.93	19.27	18.30
	1 RB low	844.0	22.91	21.94	19.28	18.31
		836.5	22.93	22.04	19.30	18.41
		829.0	22.92	21.89	19.29	18.26
	50% RB mid	844.0	22.02	21.10	18.39	17.47
		836.5	22.04	21.08	18.41	17.45
		829.0	22.00	21.01	18.37	17.38
	100% RB	844.0	22.06	21.06	18.43	17.43
		836.5	22.00	21.00	18.37	17.37
		829.0	22.00	21.04	18.37	17.41
15MHz	1 RB high	841.5	22.88	22.07	19.25	18.44
		836.5	22.87	22.03	19.24	18.40
		831.5	22.85	21.99	19.22	18.36
	1 RB low	841.5	22.86	22.01	19.23	18.38
		836.5	22.87	22.00	19.24	18.37
		831.5	22.89	22.00	19.26	18.37
	50% RB mid	841.5	22.07	21.05	18.44	17.42
		836.5	21.99	21.03	18.36	17.40
		831.5	21.99	21.02	18.36	17.39
	100% RB	841.5	22.01	20.89	18.38	17.26
		836.5	21.94	20.98	18.31	17.35
		831.5	22.03	20.91	18.40	17.28

LTE Band 41 HPUE-EIRP
Limits: ≤33dBm (2W)

Bandwidth	RB size/offset	Frequency (MHz)	Power (dBm)		EIRP(dBm) (G _T – L _C =0.44)	
			QPSK	16QAM	QPSK	16QAM
5MHz	1 RB high	2687.5	25.80	25.19	26.24	25.63
		2593.0	25.75	24.99	26.19	25.43
		2498.5	25.64	25.13	26.08	25.57
	1 RB low	2687.5	25.83	25.16	26.27	25.60
		2593.0	25.72	25.03	26.16	25.47
		2498.5	25.65	25.16	26.09	25.60
	50% RB mid	2687.5	24.97	23.91	25.41	24.35
		2593.0	24.81	23.82	25.25	24.26
		2498.5	24.72	23.87	25.16	24.31
	100% RB	2687.5	24.93	23.92	25.37	24.36
		2593.0	24.78	23.81	25.22	24.25
		2498.5	24.72	23.80	25.16	24.24
10MHz	1 RB high	2685.0	25.95	25.36	26.39	25.80
		2593.0	25.85	25.06	26.29	25.50
		2501.0	25.64	25.16	26.08	25.60
	1 RB low	2685.0	25.79	25.30	26.23	25.74
		2593.0	25.77	24.99	26.21	25.43
		2501.0	25.60	25.14	26.04	25.58
	50% RB mid	2685.0	24.92	23.89	25.36	24.33
		2593.0	24.77	23.82	25.21	24.26
		2501.0	24.77	23.78	25.21	24.22
	100% RB	2685.0	24.87	23.90	25.31	24.34
		2593.0	24.77	23.76	25.21	24.20
		2501.0	24.71	23.85	25.15	24.29
15MHz	1 RB high	2682.5	25.86	25.12	26.30	25.56
		2593.0	25.62	25.10	26.06	25.54
		2503.5	25.65	25.18	26.09	25.62
	1 RB low	2682.5	25.90	25.07	26.34	25.51
		2593.0	25.55	25.12	25.99	25.56
		2503.5	25.71	25.17	26.15	25.61
	50% RB mid	2682.5	24.85	23.77	25.29	24.21
		2593.0	24.78	23.76	25.22	24.20
		2503.5	24.77	23.73	25.21	24.17
	100% RB	2682.5	24.84	23.82	25.28	24.26
		2593.0	24.77	23.71	25.21	24.15

		2503.5	24.75	23.75	25.19	24.19
20MHz	1 RB high	2680.0	25.85	25.20	26.29	25.64
		2593.0	25.76	25.22	26.20	25.66
		2506.0	25.75	24.95	26.19	25.39
	1 RB low	2680.0	25.84	25.15	26.28	25.59
		2593.0	25.66	25.19	26.10	25.63
		2506.0	25.76	24.93	26.20	25.37
	50% RB mid	2680.0	24.85	23.79	25.29	24.23
		2593.0	24.78	23.82	25.22	24.26
		2506.0	24.72	23.77	25.16	24.21
	100% RB	2680.0	24.84	23.79	25.28	24.23
		2593.0	24.78	23.80	25.22	24.24
		2506.0	24.71	23.76	25.15	24.20

LTE Band 66-EIRP
Limits: ≤30dBm (1W)

Bandwidth	RB size/offset	Frequency (MHz)	Power (dBm)		EIRP(dBm) ($G_T - L_C = 0.17$)	
			QPSK	16QAM	QPSK	16QAM
1.4MHz	1 RB high	1779.3	22.59	21.75	22.76	21.92
		1745.0	22.62	21.78	22.79	21.95
		1710.7	22.52	21.77	22.69	21.94
	1 RB low	1779.3	22.68	21.78	22.85	21.95
		1745.0	22.59	21.82	22.76	21.99
		1710.7	22.61	22.05	22.78	22.22
	50% RB mid	1779.3	22.77	21.91	22.94	22.08
		1745.0	22.78	22.01	22.95	22.18
		1710.7	22.87	21.98	23.04	22.15
	100% RB	1779.3	21.72	21.89	21.89	22.06
		1745.0	21.69	20.84	21.86	21.01
		1710.7	21.66	20.84	21.83	21.01
3MHz	1 RB high	1778.5	22.62	21.59	22.79	21.76
		1745.0	22.62	21.74	22.79	21.91
		1711.5	22.68	22.07	22.85	22.24
	1 RB low	1778.5	22.71	21.80	22.88	21.97
		1745.0	22.73	22.10	22.90	22.27
		1711.5	22.62	21.71	22.79	21.88
	50% RB mid	1778.5	21.71	20.86	21.88	21.03
		1745.0	21.68	20.78	21.85	20.95
		1711.5	21.68	20.84	21.85	21.01
	100% RB	1778.5	21.67	20.66	21.84	20.83
		1745.0	21.65	20.74	21.82	20.91
		1711.5	21.67	20.72	21.84	20.89
5MHz	1 RB high	1777.5	22.64	22.11	22.81	22.28
		1745.0	22.63	21.72	22.80	21.89
		1712.5	22.53	21.71	22.70	21.88
	1 RB low	1777.5	22.56	22.12	22.73	22.29
		1745.0	22.62	22.12	22.79	22.29
		1712.5	22.56	21.71	22.73	21.88
	50% RB mid	1777.5	21.75	20.83	21.92	21.00
		1745.0	21.74	20.83	21.91	21.00
		1712.5	21.73	20.80	21.90	20.97
	100% RB	1777.5	21.67	20.74	21.84	20.91
		1745.0	21.70	20.64	21.87	20.81

		1712.5	21.65	20.64	21.82	20.81
10MHz	1 RB high	1775.0	22.66	22.05	22.83	22.22
		1745.0	22.69	21.66	22.86	21.83
		1715.0	22.55	22.03	22.72	22.20
	1 RB low	1775.0	22.60	22.08	22.77	22.25
		1745.0	22.65	21.67	22.82	21.84
		1715.0	22.58	22.02	22.75	22.19
	50% RB mid	1775.0	22.77	20.78	22.94	20.95
		1745.0	21.73	20.83	21.90	21.00
		1715.0	21.67	20.69	21.84	20.86
	100% RB	1775.0	21.72	20.76	21.89	20.93
		1745.0	21.73	20.73	21.90	20.90
		1715.0	21.68	20.73	21.85	20.90
15MHz	1 RB high	1772.5	22.63	21.62	22.80	21.79
		1745.0	22.55	21.56	22.72	21.73
		1717.5	22.60	21.57	22.77	21.74
	1 RB low	1772.5	22.58	21.54	22.75	21.71
		1745.0	22.56	21.54	22.73	21.71
		1717.5	22.63	22.08	22.80	22.25
	50% RB mid	1772.5	21.70	20.73	21.87	20.90
		1745.0	21.66	20.78	21.83	20.95
		1717.5	21.63	20.59	21.80	20.76
	100% RB	1772.5	21.75	20.77	21.92	20.94
		1745.0	21.70	20.68	21.87	20.85
		1717.5	21.64	20.66	21.81	20.83
20MHz	1 RB high	1770.0	22.41	21.87	22.58	22.04
		1745.0	22.39	21.82	22.56	21.99
		1720.0	22.46	21.93	22.63	22.10
	1 RB low	1770.0	22.34	21.84	22.51	22.01
		1745.0	22.36	21.85	22.53	22.02
		1720.0	22.42	22.02	22.59	22.19
	50% RB mid	1770.0	21.65	20.69	21.82	20.86
		1745.0	21.60	20.60	21.77	20.77
		1720.0	21.57	20.60	21.74	20.77
	100% RB	1770.0	21.67	20.68	21.84	20.85
		1745.0	21.60	20.62	21.77	20.79
		1720.0	21.49	20.57	21.66	20.74

LTE Band 71-ERP
Limits: ≤34.77 dBm (3W)

Bandwidth	RB size/offset	Frequency (MHz)	Power (dBm)		ERP(dBm) (G _T – L _C = -1.98)	
			QPSK	16QAM	QPSK	16QAM
5MHz	1 RB high	695.5	22.48	21.97	18.35	17.84
		680.5	22.51	21.97	18.38	17.84
		665.5	22.48	21.59	18.35	17.46
	1 RB low	695.5	22.44	21.62	18.31	17.49
		680.5	22.51	21.92	18.38	17.79
		665.5	22.52	21.94	18.39	17.81
	50% RB mid	695.5	21.59	20.64	17.46	16.51
		680.5	21.58	20.65	17.45	16.52
		665.5	21.58	20.66	17.45	16.53
	100% RB	695.5	21.53	20.60	17.40	16.47
		680.5	21.54	20.64	17.41	16.51
		665.5	21.59	20.67	17.46	16.54
10MHz	1 RB high	693.0	22.48	21.45	18.35	17.32
		680.5	22.57	21.49	18.44	17.36
		668.0	22.47	21.53	18.34	17.40
	1 RB low	693.0	22.42	21.48	18.29	17.35
		680.5	22.52	21.65	18.39	17.52
		668.0	22.49	21.48	18.36	17.35
	50% RB mid	693.0	21.53	20.61	17.40	16.48
		680.5	21.61	20.62	17.48	16.49
		668.0	21.56	20.63	17.43	16.50
	100% RB	693.0	21.43	20.56	17.30	16.43
		680.5	21.60	20.63	17.47	16.50
		668.0	21.54	20.57	17.41	16.44
15MHz	1 RB high	690.5	22.47	21.41	18.34	17.28
		680.5	22.52	21.82	18.39	17.69
		670.5	22.47	21.85	18.34	17.72
	1 RB low	690.5	22.41	21.41	18.28	17.28
		680.5	22.39	21.50	18.26	17.37
		670.5	22.52	21.37	18.39	17.24
	50% RB mid	690.5	21.60	20.58	17.47	16.45
		680.5	21.59	20.58	17.46	16.45
		670.5	21.53	20.60	17.40	16.47
	100% RB	690.5	21.57	20.61	17.44	16.48

		680.5	21.61	20.59	17.48	16.46
		670.5	21.47	20.45	17.34	16.32
20MHz	1 RB high	688.0	22.39	21.86	18.26	17.73
		680.5	22.41	21.77	18.28	17.64
		673.0	22.45	21.95	18.32	17.82
	1 RB low	688.0	22.31	21.81	18.18	17.68
		680.5	22.28	21.66	18.15	17.53
		673.0	22.38	21.87	18.25	17.74
	50% RB mid	688.0	21.48	20.54	17.35	16.41
		680.5	21.51	20.51	17.38	16.38
		673.0	21.49	20.55	17.36	16.42
	100% RB	688.0	21.40	20.43	17.27	16.30
		680.5	21.41	20.46	17.28	16.33
		673.0	21.36	20.42	17.23	16.29

A.2 Emission Limit

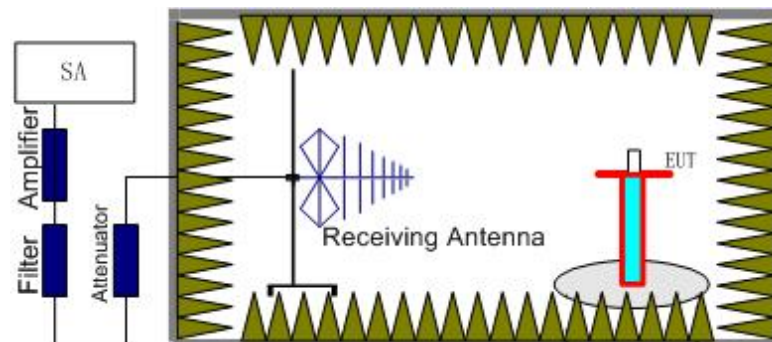
A.2.1 Measurement Method

The measurements procedures in TIA-603E-2016 are used. This measurement is carried out in fully anechoic chamber FAC-3.

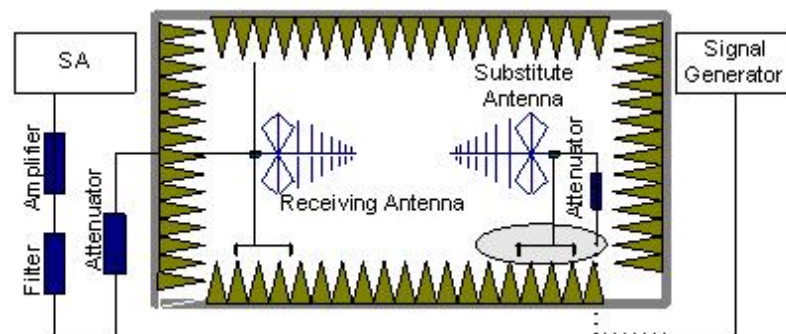
The spectrum was scanned from 30 MHz to the 10th harmonic of the highest frequency generated within the equipment, which is the transmitted carrier. The resolution bandwidth is set 1MHz. The spectrum was scanned with the mobile station transmitting at carrier frequencies that pertain to low, mid and high channels of each LTE Band.

The procedure of radiated spurious emissions is as follows:

1. EUT was placed on a 1.5-meter-high non-conductive stand at a 3-meter test distance from the receive antenna. A receiving antenna was placed on the antenna mast 3 meters from the EUT for emission measurements. The height of receiving antenna is 1.5m. The test setup refers to figure below. Detected emissions were maximized at each frequency by rotating the EUT through 360 and adjusting the receiving antenna polarization. The radiated emission measurements of all non-harmonic and harmonics of the transmit frequency through the 10th harmonic were measured with peak detector.



2. The EUT is then put into continuously transmitting mode at its maximum power level during the test. And the maximum value of the receiver should be recorded as (Pr).
3. The EUT shall be replaced by a substitution antenna. The test setup refers to figure below.



In the chamber, a substitution antenna for the frequency band of interest is placed at the reference point of the chamber. An RF Signal source for the frequency band of interest is connected to the substitution antenna with a cable that has been constructed to not interfere

with the radiation pattern of the antenna. A power (P_{Mea}) is applied to the input of the substitution antenna. Adjust the level of the signal generator output until the value of the receiver reaches the previously recorded (P_r). The power of signal source (P_{Mea}) is recorded. The test should be performed by rotating the test item and adjusting the receiving antenna polarization.

4. The Path loss (P_{pl}) between the Signal Source with the Substitution Antenna and the Substitution Antenna Gain (G_a) should be recorded after test.

An amplifier should be connected in for the test.

The Path loss (P_{pl}) is the summation of the cable loss and the gain of the amplifier.

The measurement results are obtained as described below:

$$\text{Power (EIRP)} = P_{Mea} - P_{pl} + G_a$$

5. This value is EIRP since the measurement is calibrated using an antenna of known gain (unit: dBi) and known input power.
6. ERP can be calculated from EIRP by subtracting the gain of the dipole, $ERP = EIRP - 2.15\text{dB}$.

A.2.2 Measurement Limit

Part 22.917, Part 24.238 and Part 27.53(h) specify that the power of any emission outside of the authorized operating frequency ranges must be attenuated below the transmitting power (P) by a factor of at least $43 + 10 \log(P)$ dB.

Part 27.53(m) specifies for mobile digital stations, the attenuation factor shall be not less than $40 + 10 \log(P)$ dB on all frequencies between the channel edge and 5 megahertz from the channel edge, $43 + 10 \log(P)$ dB on all frequencies between 5 megahertz and X megahertz from the channel edge, and $55 + 10 \log(P)$ dB on all frequencies more than X megahertz from the channel edge, where X is the greater of 6 megahertz or the actual emission bandwidth as defined in paragraph (m)(6) of this section. In addition, the attenuation factor shall not be less than $43 + 10 \log(P)$ dB on all frequencies between 2490.5 MHz and 2496 MHz and $55 + 10 \log(P)$ dB at or below 2490.5 MHz. Mobile Satellite Service licensees operating on frequencies below 2495 MHz may also submit a documented interference complaint against BRS licensees operating on channel BRS Channel 1 on the same terms and conditions as adjacent channel BRS or EBS licensees.

Part 27.53(c) states for operations in the 746-758 MHz band and the 776-788 MHz band, the power of any emission outside the licensee's frequency band(s) of operation shall be attenuated below the transmitter power (P) within the licensed band(s) of operation, measured in watts, in accordance with the following:(1) On any frequency outside the 746-758 MHz band, the power of any emission shall be attenuated outside the band below the transmitter power (P) by at least $43 + 10 \log(P)$ dB;(2) On any frequency outside the 776-788 MHz band, the power of any emission shall be attenuated outside the band below the transmitter power (P) by at least $43 + 10 \log(P)$ dB;(4) On all frequencies between 763-775 MHz and 793-805 MHz, by a factor not less than $65 + 10 \log(P)$ dB in a 6.25 kHz band segment, for mobile and portable stations.

Part 27.53(f) states for operations in the 746-758 MHz, 775-788 MHz, and 805-806 MHz bands, emissions in the band 1559-1610 MHz shall be limited to -70dBW/MHz equivalent isotropically radiated power (EIRP) for wideband signals.

Part 27.53(g) states for operations in the 600 MHz band and the 698-746 MHz band, the power of any emission outside a licensee's frequency band(s) of operation shall be attenuated below the



transmitter power (P) within the licensed band(s) of operation, measured in watts, by at least $43 + 10 \log (P)$ dB. Compliance with this provision is based on the use of measurement instrumentation employing a resolution bandwidth of 100 kilohertz or greater. However, in the 100 kilohertz bands immediately outside and adjacent to a licensee's frequency block, a resolution bandwidth of at least 30 kHz may be employed.

Part 90.691 states that out-of-band emission requirement shall apply only to the "outer" channels included in an EA license and to spectrum adjacent to interior channels used by incumbent licensees. The emission limits are as follows: For any frequency removed from the EA licensee's frequency block by up to and including 37.5 kHz, the power of any emission shall be attenuated below the transmitter power (P) in watts by at least $116 \log_{10}(f/6.1)$ decibels or $50 + 10 \log_{10}(P)$ decibels or 80 decibels, whichever is the lesser attenuation, where f is the frequency removed from the center of the outer channel in the block in kilohertz and where f is greater than 12.5 kHz. For any frequency removed from the EA licensee's frequency block greater than 37.5 kHz, the power of any emission shall be attenuated below the transmitter power (P) in watts by at least $43 + 10 \log_{10}(P)$ decibels or 80 decibels, whichever is the lesser attenuation, where f is the frequency removed from the center of the outer channel in the block in kilohertz and where f is greater than 37.5 kHz.

A.2.3 Measurement Results

Radiated emissions measurements were made only at the upper, middle, and lower carrier frequencies of each LTE Band. It was decided that measurements at these three carrier frequencies would be sufficient to demonstrate compliance with emissions limits because it was seen that all the significant spurs occur well outside the band and no radiation was seen from a carrier in one block of each LTE Band into any of the other blocks. The equipment must still, however, meet emissions requirements with the carrier at all frequencies over which it is capable of operating and it is the manufacturer's responsibility to verify this. The range of evaluated frequency is from 30MHz to 26GHz.

LTE Band 7, 5 MHz, QPSK, Channel 20775

Frequency (MHz)	P _{Mea} (dBm)	Path Loss(dB)	Antenna Gain(dBi)	Peak EIRP (dBm)	Limit (dBm)	Margin (dB)	Polarization
5015.02	-55.92	6.58	9.92	-52.58	-25.00	27.58	V
7488.01	-54.11	8.36	12.19	-50.28	-25.00	25.28	V
10017.01	-52.16	9.23	12.91	-48.48	-25.00	23.48	V
12493.01	-49.23	10.19	13.20	-46.22	-25.00	21.22	H
15016.00	-45.66	11.24	13.99	-42.91	-25.00	17.91	H
17520.00	-44.36	12.80	14.93	-42.23	-25.00	17.23	V

LTE Band 7, 5 MHz, QPSK, Channel 21100

Frequency (MHz)	P _{Mea} (dBm)	Path Loss(dB)	Antenna Gain(dBi)	Peak EIRP (dBm)	Limit (dBm)	Margin (dB)	Polarization
5085.02	-56.54	6.73	10.02	-53.25	-25.00	28.25	V
7616.01	-54.32	8.05	12.29	-50.08	-25.00	25.08	V
10126.01	-52.18	9.42	12.95	-48.65	-25.00	23.65	V
12671.01	-48.51	10.35	13.30	-45.56	-25.00	20.56	H
15201.00	-45.84	11.40	13.88	-43.36	-25.00	18.36	H
17738.00	-44.27	12.39	15.23	-41.43	-25.00	16.43	H

LTE Band 7, 5 MHz, QPSK, Channel 21425

Frequency (MHz)	P _{Mea} (dBm)	Path Loss(dB)	Antenna Gain(dBi)	Peak EIRP (dBm)	Limit (dBm)	Margin (dB)	Polarization
5137.02	-52.41	6.86	10.09	-49.18	-25.00	24.18	V
7710.01	-54.42	8.41	12.37	-50.46	-25.00	25.46	V
10283.01	-51.01	9.58	13.01	-47.58	-25.00	22.58	H
12842.01	-48.85	10.66	13.41	-46.10	-25.00	21.10	H
15395.00	-44.42	11.39	13.76	-42.05	-25.00	17.05	H
17989.00	-44.32	12.90	15.58	-41.64	-25.00	16.64	H

LTE Band 12, 1.4MHz, QPSK, Channel 23017

Frequency (MHz)	P _{Mea} (dBm)	Path Loss(dB)	Antenna Gain(dBi)	Correction (dB)	Peak ERP (dBm)	Limit (dBm)	Margin (dB)	Polarization
1400.01	-55.22	3.24	4.98	2.15	-55.63	-13.00	42.63	H
2099.00	-55.08	4.19	4.90	2.15	-56.52	-13.00	43.52	H
2792.00	-52.59	4.90	6.63	2.15	-53.01	-13.00	40.01	V
3493.02	-54.36	5.51	8.18	2.15	-53.84	-13.00	40.84	H
4205.02	-54.29	6.22	9.11	2.15	-53.55	-13.00	40.55	H
4909.01	-53.61	6.73	9.81	2.15	-52.68	-13.00	39.68	V

LTE Band 12, 1.4MHz, QPSK, Channel 23095

Frequency (MHz)	P _{Mea} (dBm)	Path Loss(dB)	Antenna Gain(dBi)	Correction (dB)	Peak ERP (dBm)	Limit (dBm)	Margin (dB)	Polarization
1416.01	-56.25	3.26	5.06	2.15	-56.60	-13.00	43.60	H
2119.00	-55.69	4.21	4.96	2.15	-57.09	-13.00	44.09	H
2816.00	-52.78	4.94	6.67	2.15	-53.20	-13.00	40.20	H
3529.02	-55.39	5.61	8.24	2.15	-54.91	-13.00	41.91	H
4239.02	-54.36	6.25	9.14	2.15	-53.62	-13.00	40.62	V
4965.01	-54.41	6.66	9.87	2.15	-53.35	-13.00	40.35	V

LTE Band 12, 1.4MHz, QPSK, Channel 23173

Frequency (MHz)	P _{Mea} (dBm)	Path Loss(dB)	Antenna Gain(dBi)	Correction (dB)	Peak ERP (dBm)	Limit (dBm)	Margin (dB)	Polarization
1423.01	-47.09	3.26	5.10	2.15	-47.40	-13.00	34.40	V
2152.00	-56.04	4.25	5.06	2.15	-57.38	-13.00	44.38	V
2863.00	-52.29	4.96	6.75	2.15	-52.65	-13.00	39.65	V
3590.02	-53.93	6.24	8.33	2.15	-53.99	-13.00	40.99	H
4287.02	-54.72	6.21	9.19	2.15	-53.89	-13.00	40.89	V
4996.01	-54.03	6.61	9.90	2.15	-52.89	-13.00	39.89	V

LTE Band 13, 5MHz, QPSK, Channel 23205

Frequency (MHz)	P _{Mea} (dBm)	Path Loss(dB)	Antenna Gain(dBi)	Correction (dB)	Peak ERP (dBm)	Limit (dBm)	Margin (dB)	Polarization
1559.01	-55.94	3.47	5.39	2.15	-56.17	-13.00	43.17	H
2352.00	-54.86	4.46	5.66	2.15	-55.81	-13.00	42.81	V
3122.02	-53.47	5.39	7.29	2.15	-53.72	-13.00	40.72	V
3893.02	-54.74	6.10	8.75	2.15	-54.24	-13.00	41.24	V
4666.02	-54.46	6.48	9.57	2.15	-53.52	-13.00	40.52	V
5460.01	-54.25	6.91	10.54	2.15	-52.77	-13.00	39.77	V

LTE Band 13, 5MHz, QPSK, Channel 23230

Frequency (MHz)	P _{Mea} (dBm)	Path Loss(dB)	Antenna Gain(dBi)	Correction (dB)	Peak ERP (dBm)	Limit (dBm)	Margin (dB)	Polarization
1564.01	-56.30	3.48	5.38	2.15	-56.55	-13.00	43.55	H
2352.00	-54.54	4.46	5.66	2.15	-55.49	-13.00	42.49	V
3126.02	-52.41	5.40	7.30	2.15	-52.66	-13.00	39.66	H
3919.02	-54.42	6.12	8.79	2.15	-53.90	-13.00	40.90	H
4683.02	-54.17	6.49	9.58	2.15	-53.23	-13.00	40.23	V
5484.01	-55.12	7.00	10.58	2.15	-53.69	-13.00	40.69	V

LTE Band 13, 5MHz, QPSK, Channel 23255

Frequency (MHz)	P _{Mea} (dBm)	Path Loss(dB)	Antenna Gain(dBi)	Correction (dB)	Peak ERP (dBm)	Limit (dBm)	Margin (dB)	Polarization
1563.01	-57.73	3.48	5.39	2.15	-57.97	-13.00	44.97	H
2344.00	-54.83	4.45	5.63	2.15	-55.80	-13.00	42.80	H
3133.02	-53.17	5.39	7.32	2.15	-53.39	-13.00	40.39	H
3920.02	-54.43	6.12	8.79	2.15	-53.91	-13.00	40.91	V
4706.02	-54.81	6.51	9.61	2.15	-53.86	-13.00	40.86	H
5486.01	-53.87	7.01	10.58	2.15	-52.45	-13.00	39.45	V

LTE Band 25, 1.4MHz, QPSK, Channel 26047

Frequency (MHz)	P _{Mea} (dBm)	Path Loss(dB)	Antenna Gain(dBi)	Peak EIRP (dBm)	Limit (dBm)	Margin (dB)	Polarization
3702.02	-44.35	6.42	8.48	-42.29	-13.00	29.29	H
9598.01	-52.61	9.19	13.30	-48.50	-13.00	35.50	V
11395.01	-49.53	10.06	13.12	-46.47	-13.00	33.47	V
13338.01	-46.92	10.58	13.97	-43.53	-13.00	30.53	V
15110.00	-44.34	11.36	13.93	-41.77	-13.00	28.77	H
16971.00	-41.93	12.26	13.79	-40.40	-13.00	27.40	H

LTE Band 25, 1.4MHz, QPSK, Channel 26365

Frequency (MHz)	P _{Mea} (dBm)	Path Loss(dB)	Antenna Gain(dBi)	Peak EIRP (dBm)	Limit (dBm)	Margin (dB)	Polarization
3765.02	-40.29	6.25	8.57	-37.97	-13.00	24.97	V
9441.01	-54.04	9.24	13.36	-49.92	-13.00	36.92	V
11291.01	-50.49	9.94	13.14	-47.29	-13.00	34.29	V
13133.01	-47.82	10.79	13.69	-44.92	-13.00	31.92	H
15093.00	-45.51	11.34	13.94	-42.91	-13.00	29.91	H
16893.00	-42.89	12.00	13.76	-41.13	-13.00	28.13	V

LTE Band 25, 1.4MHz, QPSK, Channel 26683

Frequency (MHz)	P _{Mea} (dBm)	Path Loss(dB)	Antenna Gain(dBi)	Peak EIRP (dBm)	Limit (dBm)	Margin (dB)	Polarization
3829.02	-41.65	6.06	8.66	-39.05	-13.00	26.05	H
9567.01	-53.19	9.30	13.33	-49.16	-13.00	36.16	V
11493.01	-49.66	9.83	13.10	-46.39	-13.00	33.39	V
13380.01	-47.58	10.57	14.03	-44.12	-13.00	31.12	V
15359.00	-45.01	11.35	13.78	-42.58	-13.00	29.58	H
17259.00	-43.92	12.36	14.37	-41.91	-13.00	28.91	V

LTE Band 26(814MHz~824MHz), 1.4MHz, QPSK, Channel 26697

Frequency (MHz)	P _{Mea} (dBm)	Path Loss(dB)	Antenna Gain(dBi)	Correction (dB)	Peak ERP (dBm)	Limit (dBm)	Margin (dB)	Polarization
1649.01	-58.47	3.56	5.23	2.15	-58.95	-13.00	45.95	V
2465.00	-53.62	4.59	6.00	2.15	-54.36	-13.00	41.36	V
3286.02	-54.58	5.28	7.69	2.15	-54.32	-13.00	41.32	V
4139.02	-55.21	6.07	9.04	2.15	-54.39	-13.00	41.39	H
4963.01	-55.17	6.67	9.86	2.15	-54.13	-13.00	41.13	V
5767.01	-53.47	7.24	10.55	2.15	-52.31	-13.00	39.31	V

LTE Band 26(814MHz~824MHz), 1.4MHz, QPSK, Channel 26740

Frequency (MHz)	P _{Mea} (dBm)	Path Loss(dB)	Antenna Gain(dBi)	Correction (dB)	Peak ERP (dBm)	Limit (dBm)	Margin (dB)	Polarization
1673.01	-56.60	3.58	5.19	2.15	-57.14	-13.00	44.14	V
2494.00	-53.59	4.62	6.08	2.15	-54.28	-13.00	41.28	V
3346.02	-53.92	5.31	7.83	2.15	-53.55	-13.00	40.55	H
4201.02	-54.80	6.21	9.10	2.15	-54.06	-13.00	41.06	H
5015.01	-53.98	6.58	9.92	2.15	-52.79	-13.00	39.79	V
5858.01	-53.07	7.26	10.53	2.15	-51.95	-13.00	38.95	V

LTE Band 26(814MHz~824MHz), 1.4MHz, QPSK, Channel 26783

Frequency (MHz)	P _{Mea} (dBm)	Path Loss(dB)	Antenna Gain(dBi)	Correction (dB)	Peak ERP (dBm)	Limit (dBm)	Margin (dB)	Polarization
1694.01	-59.35	3.60	5.15	2.15	-59.95	-13.00	46.95	H
2541.00	-52.71	4.66	6.17	2.15	-53.35	-13.00	40.35	H
3410.02	-55.04	5.37	7.98	2.15	-54.58	-13.00	41.58	V
4239.02	-55.09	6.25	9.14	2.15	-54.35	-13.00	41.35	V
5076.01	-54.23	6.70	10.01	2.15	-53.07	-13.00	40.07	V
5928.01	-53.02	7.47	10.51	2.15	-52.13	-13.00	39.13	V

LTE Band 26(824MHz~849MHz), 1.4MHz, QPSK, Channel 26797

Frequency (MHz)	P _{Mea} (dBm)	Path Loss(dB)	Antenna Gain(dBi)	Correction (dB)	Peak ERP (dBm)	Limit (dBm)	Margin (dB)	Polarization
5708.01	-53.90	7.29	10.56	2.15	-52.78	-13.00	39.78	V
6505.01	-52.69	7.51	11.01	2.15	-51.34	-13.00	38.34	V
7344.01	-52.92	8.11	12.01	2.15	-51.17	-13.00	38.17	H
8160.01	-51.93	8.43	12.73	2.15	-49.78	-13.00	36.78	V
8974.00	-51.27	9.11	13.09	2.15	-49.44	-13.00	36.44	V
9775.00	-50.93	8.98	13.12	2.15	-48.94	-13.00	35.94	V

LTE Band 26(824MHz~849MHz), 1.4MHz, QPSK, Channel 26915

Frequency (MHz)	P _{Mea} (dBm)	Path Loss(dB)	Antenna Gain(dBi)	Correction (dB)	Peak ERP (dBm)	Limit (dBm)	Margin (dB)	Polarization
1638.01	-52.28	3.56	5.25	2.15	-52.74	-13.00	39.74	H
2473.00	-53.85	4.60	6.02	2.15	-54.58	-13.00	41.58	H
3272.02	-53.10	5.28	7.65	2.15	-52.88	-13.00	39.88	V
4087.02	-54.36	6.04	8.99	2.15	-53.56	-13.00	40.56	V
4900.01	-54.37	6.73	9.80	2.15	-53.45	-13.00	40.45	H
5725.01	-53.67	7.30	10.55	2.15	-52.57	-13.00	39.57	V

LTE Band 26(824MHz~849MHz), 1.4MHz, QPSK, Channel 27033

Frequency (MHz)	P _{Mea} (dBm)	Path Loss(dB)	Antenna Gain(dBi)	Correction (dB)	Peak ERP (dBm)	Limit (dBm)	Margin (dB)	Polarization
5834.01	-52.82	7.18	10.53	2.15	-51.62	-13.00	38.62	V
6778.01	-51.64	7.92	11.33	2.15	-50.38	-13.00	37.38	V
7561.01	-51.82	8.14	12.25	2.15	-49.86	-13.00	36.86	V
8266.00	-51.44	8.62	12.81	2.15	-49.40	-13.00	36.40	V
9237.00	-50.82	9.01	13.24	2.15	-48.74	-13.00	35.74	V
9768.00	-50.55	8.96	13.13	2.15	-48.53	-13.00	35.53	V

LTE Band 41 HPUE, 5MHz, QPSK, Channel 39675

Frequency (MHz)	P _{Mea} (dBm)	Path Loss(dB)	Antenna Gain(dBi)	Peak EIRP (dBm)	Limit (dBm)	Margin (dB)	Polarization
4998.02	-42.83	6.61	9.90	-39.54	-25.00	14.54	V
7496.01	-50.65	8.38	12.20	-46.83	-25.00	21.83	H
9989.01	-53.53	9.17	12.91	-49.79	-25.00	24.79	V
12497.01	-48.65	10.18	13.20	-45.63	-25.00	20.63	V
14990.00	-46.58	11.21	14.01	-43.78	-25.00	18.78	H
17491.00	-45.17	12.70	14.88	-42.99	-25.00	17.99	H

LTE Band 41 HPUE, 5MHz, QPSK, Channel 40620

Frequency (MHz)	P _{Mea} (dBm)	Path Loss(dB)	Antenna Gain(dBi)	Peak EIRP (dBm)	Limit (dBm)	Margin (dB)	Polarization
5189.02	-50.37	6.94	10.16	-47.15	-25.00	22.15	V
7796.01	-54.30	8.29	12.44	-50.15	-25.00	25.15	V
10367.01	-51.28	9.75	13.05	-47.98	-25.00	22.98	V
12975.01	-49.43	10.48	13.49	-46.42	-25.00	21.42	V
15532.00	-44.31	11.52	13.70	-42.13	-25.00	17.13	H
16870.00	-42.59	12.03	13.75	-40.87	-25.00	15.87	H

LTE Band 41 HPUE, 5MHz, QPSK, Channel 41565

Frequency (MHz)	P _{Mea} (dBm)	Path Loss(dB)	Antenna Gain(dBi)	Peak EIRP (dBm)	Limit (dBm)	Margin (dB)	Polarization
5377.02	-37.96	6.88	10.43	-34.41	-25.00	9.41	H
8063.01	-50.82	8.32	12.65	-46.49	-25.00	21.49	V
10750.01	-49.31	9.43	13.15	-45.59	-25.00	20.59	V
13428.01	-47.81	10.59	14.10	-44.30	-25.00	19.30	V
16140.00	-43.52	11.80	13.67	-41.65	-25.00	16.65	H
17493.00	-44.44	12.71	14.88	-42.27	-25.00	17.27	H

LTE Band 66, 1.4MHz QPSK, Channel 131979

Frequency (MHz)	P _{Mea} (dBm)	Path Loss(dB)	Antenna Gain(dBi)	Peak EIRP (dBm)	Limit (dBm)	Margin (dB)	Polarization
3422.02	-62.37	5.38	8.01	-59.74	-13.00	46.74	H
5148.02	-66.23	6.88	10.11	-63.00	-13.00	50.00	V
6861.01	-64.79	7.81	11.43	-61.17	-13.00	48.17	V
8554.01	-64.49	8.58	13.01	-60.06	-13.00	47.06	V
10313.01	-61.89	9.66	13.03	-58.52	-13.00	45.52	V
12015.01	-60.04	10.10	13.01	-57.13	-13.00	44.13	V

LTE Band 66, 1.4MHz, QPSK, Channel 132322

Frequency (MHz)	P _{Mea} (dBm)	Path Loss(dB)	Antenna Gain(dBi)	Peak EIRP (dBm)	Limit (dBm)	Margin (dB)	Polarization
3490.02	-62.39	5.50	8.18	-59.71	-13.00	46.71	H
5191.02	-66.39	6.95	10.17	-63.17	-13.00	50.17	V
6985.01	-64.50	8.18	11.58	-61.10	-13.00	48.10	V
8754.01	-64.27	8.52	13.05	-59.74	-13.00	46.74	V
10496.01	-61.66	9.66	13.10	-58.22	-13.00	45.22	V
12185.01	-59.55	10.10	13.07	-56.58	-13.00	43.58	V

LTE Band 66, 1.4MHz, QPSK, Channel 132665

Frequency (MHz)	P _{Mea} (dBm)	Path Loss(dB)	Antenna Gain(dBi)	Peak EIRP (dBm)	Limit (dBm)	Margin (dB)	Polarization
3559.02	-57.49	5.92	8.28	-55.13	-13.00	42.13	H
5303.02	-66.65	6.99	10.32	-63.32	-13.00	50.32	V
7152.01	-64.69	8.18	11.78	-61.09	-13.00	48.09	V
8946.01	-63.92	9.01	13.09	-59.84	-13.00	46.84	V
10700.01	-61.58	9.31	13.14	-57.75	-13.00	44.75	V
12509.01	-59.55	10.20	13.21	-56.54	-13.00	43.54	V

LTE Band 71, 5MHz, QPSK, Channel 133147

Frequency (MHz)	P _{Mea} (dBm)	Path Loss(dB)	Antenna Gain(dBi)	Correction (dB)	Peak ERP (dBm)	Limit (dBm)	Margin (dB)	Polarization
1331.01	-55.81	3.15	4.62	2.15	-56.49	-13.00	43.49	H
1978.01	-55.28	3.99	4.64	2.15	-56.78	-13.00	43.78	H
2664.00	-52.73	4.75	6.40	2.15	-53.23	-13.00	40.23	V
3351.02	-53.60	5.32	7.84	2.15	-53.23	-13.00	40.23	H
4006.02	-53.94	6.06	8.91	2.15	-53.24	-13.00	40.24	V
4679.02	-53.79	6.49	9.58	2.15	-52.85	-13.00	39.85	V

LTE Band 71, 5MHz, QPSK, Channel 133297

Frequency (MHz)	P _{Mea} (dBm)	Path Loss(dB)	Antenna Gain(dBi)	Correction (dB)	Peak ERP (dBm)	Limit (dBm)	Margin (dB)	Polarization
1362.01	-54.90	3.19	4.78	2.15	-55.46	-13.00	42.46	H
2034.00	-56.08	4.13	4.70	2.15	-57.66	-13.00	44.66	H
2720.00	-52.79	4.80	6.50	2.15	-53.24	-13.00	40.24	V
3389.02	-54.53	5.35	7.93	2.15	-54.10	-13.00	41.10	V
4079.02	-54.37	6.04	8.98	2.15	-53.58	-13.00	40.58	H
4755.01	-53.80	6.58	9.66	2.15	-52.87	-13.00	39.87	H

LTE Band 71, 5MHz, QPSK, Channel 133447

Frequency (MHz)	P _{Mea} (dBm)	Path Loss(dB)	Antenna Gain(dBi)	Correction (dB)	Peak ERP (dBm)	Limit (dBm)	Margin (dB)	Polarization
1391.01	-53.79	3.22	4.93	2.15	-54.23	-13.00	41.23	H
2089.00	-55.68	4.18	4.87	2.15	-57.14	-13.00	44.14	H
2798.00	-53.11	4.91	6.64	2.15	-53.53	-13.00	40.53	H
3476.02	-53.84	5.48	8.14	2.15	-53.33	-13.00	40.33	H
4163.02	-54.16	6.12	9.06	2.15	-53.37	-13.00	40.37	H
4854.01	-53.90	6.72	9.75	2.15	-53.02	-13.00	40.02	V

Note: The maximum value of expanded measurement uncertainty for this test item is $U = 5.16$ dB, $k = 2$.

A.3 Frequency Stability

A.3.1 Method of Measurement

Frequency stability is a measure of the frequency drift due to temperature and supply voltage variations, with reference to the frequency measured at +20 °C and rated supply voltage. Two reference points are established at the applicable unwanted emissions limit using a RBW equal to the RBW required by the unwanted emissions specification of the applicable regulatory standard. These reference points measured using the lowest and highest channel of operation shall be identified as F_L and F_H respectively.

In order to measure the carrier frequency under the condition of AFC lock, it is necessary to make measurements with the EUT in a “call mode”. This is accomplished with the use of CMW500.

1. Measure the carrier frequency at room temperature.
2. Subject the EUT to overnight soak at -30°C.
3. With the EUT, powered via nominal voltage, connected to the CMW500, and in a simulated call on middle channel for each LTE band, measure the carrier frequency. These measurements should be made within 2 minutes of Powering up the EUT, to prevent significant self-warming.
4. Repeat the above measurements at 10°C increments from -30°C to +50°C. Allow at least 1.5 hours at each temperature, unpowered, before making measurements.
5. Re-measure carrier frequency at room temperature with nominal voltage. Vary supply voltage from minimum voltage to maximum voltage, in 0.1Volt increments re-measuring carrier frequency at each voltage. Pause at nominal voltage for 1.5 hours unpowered, to allow any self-heating to stabilize, before continuing.
6. Subject the EUT to overnight soak at +50°C.
7. With the EUT, powered via nominal voltage, connected to the CMW500 and in a simulated call on the center channel, measure the carrier frequency. These measurements should be made within 2 minutes of Powering up the EUT, to prevent significant self-warming.
8. Repeat the above measurements at 10 °C increments from -30°C to +50°C. Allow at least 1.5 hours at each temperature, unpowered, before making measurements.
9. At all temperature levels hold the temperature to +/- 0.5°C during the measurement procedure.

The frequency stability shall be sufficient to ensure that the fundamental emission stays within the authorized frequency block. As this transceiver is considered "Hand carried, battery powered equipment" Section 2.1055(d)(2) applies. This requires that the lower voltage for frequency stability testing be specified by the manufacturer. This transceiver is specified to operate with an input voltage of the lower, higher and nominal voltage. Operation above or below these voltage limits is prohibited by transceiver software in order to prevent improper operation as well as to protect components from overstress.

A.3.2 Measurement results

LTE Band 7, 20MHz bandwidth QPSK (worst case of all bandwidths)

Frequency Error vs Temperature

Temperature(°C)	Voltage(V)	F _L (MHz)	F _H (MHz)	Offset(Hz)	Frequency error(ppm)
20	3.85	2500.865	2569.103		
50				0.17	0.0001
40				-0.31	0.0001
30				-2.90	0.0011
10				0.19	0.0001
0				0.31	0.0001
-10				2.56	0.0010
-20				31.73	0.0125
-30				0.59	0.0002

Frequency Error vs Voltage

Voltage(V)	Temperature(°C)	F _L (MHz)	F _H (MHz)	Offset(Hz)	Frequency error(ppm)
3.5	20	2500.865	2569.103	0.11	0.0000
4.4				2.82	0.0011

LTE Band 12, 10MHz bandwidth QPSK (worst case of all bandwidths)

Frequency Error vs Temperature

Temperature(°C)	Voltage(V)	F _L (MHz)	F _H (MHz)	Offset(Hz)	Frequency error(ppm)
20	3.85	699.481	715.519		
50				0.21	0.0003
40				0.20	0.0003
30				-0.33	0.0005
10				1.16	0.0016
0				1.07	0.0015
-10				0.86	0.0012
-20				0.41	0.0006
-30				1.03	0.0015

Frequency Error vs Voltage

Voltage(V)	Temperature(°C)	F _L (MHz)	F _H (MHz)	Offset(Hz)	Frequency error(ppm)
3.5	20	699.481	715.519	1.16	0.0016
4.4				2.60	0.0037

LTE Band 13, 10MHz bandwidth QPSK (worst case of all bandwidths)
Frequency Error vs Temperature

Temperature(°C)	Voltage(V)	F _L (MHz)	F _H (MHz)	Offset(Hz)	Frequency error(ppm)
20	3.85	777.417	786.551		
50				5.66	0.0072
40				1.03	0.0013
30				5.31	0.0068
10				7.01	0.0090
0				3.02	0.0039
-10				4.11	0.0053
-20				4.58	0.0059
-30				3.72	0.0048

Frequency Error vs Voltage

Voltage(V)	Temperature(°C)	F _L (MHz)	F _H (MHz)	Offset(Hz)	Frequency error(ppm)
3.5	20	777.417	786.551	3.43	0.0044
4.4				0.20	0.0003

LTE Band 25, 20MHz bandwidth QPSK (worst case of all bandwidths)
Frequency Error vs Temperature

Temperature(°C)	Voltage(V)	F _L (MHz)	F _H (MHz)	Offset(Hz)	Frequency error(ppm)
20	3.85	1850.801	1914.199		
50				-0.93	0.0005
40				-0.13	0.0001
30				0.21	0.0001
10				-2.92	0.0016
0				-0.96	0.0005
-10				-0.56	0.0003
-20				-2.86	0.0015
-30				0.41	0.0002

Frequency Error vs Voltage

Voltage(V)	Temperature(°C)	F _L (MHz)	F _H (MHz)	Offset(Hz)	Frequency error(ppm)
3.5	20	1850.801	1914.199	-0.82	0.0004
4.4				3.22	0.0017

LTE Band 26(814MHz~824MHz), 10MHz bandwidth QPSK (worst case of all bandwidths)
Frequency Error vs Temperature

Temperature(°C)	Voltage(V)	F _L (MHz)	F _H (MHz)	Offset(Hz)	Frequency error(ppm)
20	3.85	814.389	823.611		
50				-0.57	0.0007
40				1.77	0.0022
30				-1.57	0.0019
10				-1.24	0.0015
0				2.12	0.0026
-10				1.46	0.0018
-20				1.73	0.0021
-30				-1.52	0.0019

Frequency Error vs Voltage

Voltage(V)	Temperature(°C)	F _L (MHz)	F _H (MHz)	Offset(Hz)	Frequency error(ppm)
3.5	20	814.389	823.611	1.73	0.0021
4.4				-0.46	0.0006

LTE Band 26(824MHz~849MHz), 15MHz bandwidth QPSK (worst case of all bandwidths)
Frequency Error vs Temperature

Temperature(°C)	Voltage(V)	F _L (MHz)	F _H (MHz)	Offset(Hz)	Frequency error(ppm)
20	3.85	824.553	848.471		
50				-1.75	0.0021
40				-3.35	0.0040
30				2.23	0.0027
10				-0.24	0.0003
0				2.07	0.0025
-10				-1.86	0.0022
-20				-1.04	0.0012
-30				1.39	0.0017

Frequency Error vs Voltage

Voltage(V)	Temperature(°C)	F _L (MHz)	F _H (MHz)	Offset(Hz)	Frequency error(ppm)
3.5	20	824.553	848.471	-0.57	0.0007
4.4				-0.07	0.0001

LTE Band 41 HPUE, 20MHz bandwidth QPSK (worst case of all bandwidths)
Frequency Error vs Temperature

Temperature(°C)	Voltage(V)	F _L (MHz)	F _H (MHz)	Offset(Hz)	Frequency error(ppm)
20	3.85	2496.096	2689.904		
50				0.36	0.0001
40				-2.23	0.0009
30				-1.24	0.0005
10				2.37	0.0009
0				-1.36	0.0005
-10				0.93	0.0004
-20				-2.00	0.0008
-30				-0.23	0.0001

Frequency Error vs Voltage

Voltage(V)	Temperature(°C)	F _L (MHz)	F _H (MHz)	Offset(Hz)	Frequency error(ppm)
3.5	20	2496.096	2689.904	0.01	0.0000
4.4				-1.89	0.0007

LTE Band 66, 20MHz bandwidth QPSK (worst case of all bandwidths)
Frequency Error vs Temperature

Temperature(°C)	Voltage(V)	F _L (MHz)	F _H (MHz)	Offset(Hz)	Frequency error(ppm)
20	3.85	1710.801	1779.231		
50				-0.47	0.0003
40				1.67	0.0010
30				-1.72	0.0010
10				-2.93	0.0017
0				-3.40	0.0019
-10				-0.30	0.0002
-20				2.43	0.0014
-30				-3.05	0.0017

Frequency Error vs Voltage

Voltage(V)	Temperature(°C)	F _L (MHz)	F _H (MHz)	Offset(Hz)	Frequency error(ppm)
3.5	20	1710.801	1779.231	2.13	0.0012
4.4				1.33	0.0008

LTE Band 71, 20MHz bandwidth QPSK (worst case of all bandwidths)

Frequency Error vs Temperature

Temperature(°C)	Voltage(V)	F _L (MHz)	F _H (MHz)	Offset(Hz)	Frequency error(ppm)
20	3.85	663.994	697.006		
50				4.23	0.0062
40				2.73	0.0040
30				3.56	0.0052
10				1.82	0.0027
0				3.95	0.0058
-10				2.29	0.0034
-20				1.03	0.0015
-30				1.39	0.0020

Frequency Error vs Voltage

Voltage(V)	Temperature(°C)	F _L (MHz)	F _H (MHz)	Offset(Hz)	Frequency error(ppm)
3.5	20	663.994	697.006	3.58	0.0053
4.4				0.37	0.0005

A.4 Occupied Bandwidth

Occupied bandwidth measurements are only provided for selected frequencies in order to reduce the amount of submitted data. Data were taken at the mid frequencies frequency. The table below lists the measured 99% BW. Spectrum analyzer plots are included on the following pages.

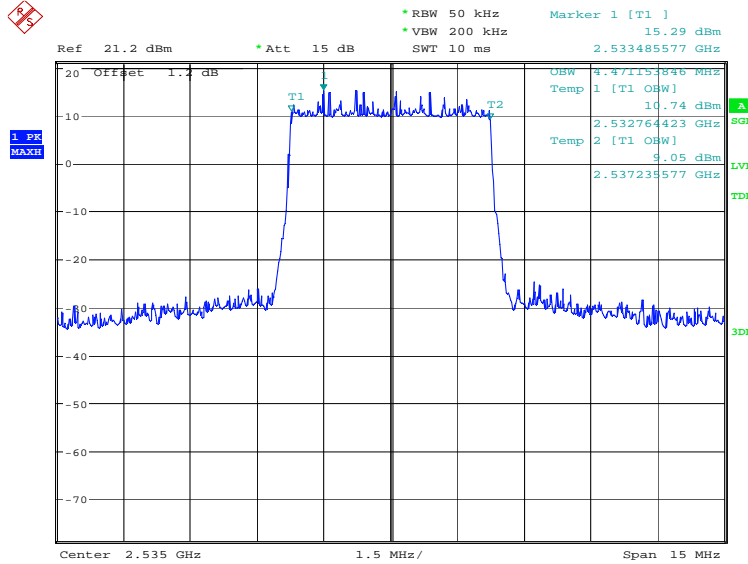
The measurement method is from ANSI C63.26:

- a) The spectrum analyzer center frequency is set to the nominal EUT channel center frequency. The frequency span for the spectrum analyzer shall be set wide enough to capture all modulation products including the emission skirts.
- b) The nominal IF filter 3 dB bandwidth (RBW) shall be in the range of 1% to 5% of the anticipated OBW, and the VBW shall be set $\geq 3 \times$ RBW.
- c) Set the reference level of the instrument as required to prevent the signal amplitude from exceeding the maximum spectrum analyzer input mixer level for linear operation.
- d) Set the detection mode to peak, and the trace mode to max-hold.

LTE band 7, 5MHz (99%)

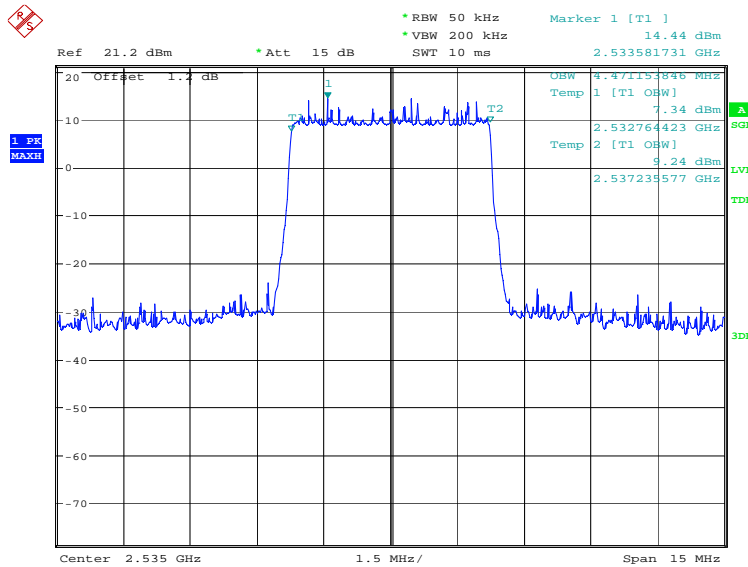
Frequency(MHz)	Occupied Bandwidth (99%) (kHz)	
2535.0	QPSK	16QAM
	4471.15	4471.15

LTE band 7, 5MHz Bandwidth, QPSK (99% BW)



Date: 18.JUN.2020 14:00:08

LTE band 7, 5MHz Bandwidth, 16QAM (99% BW)

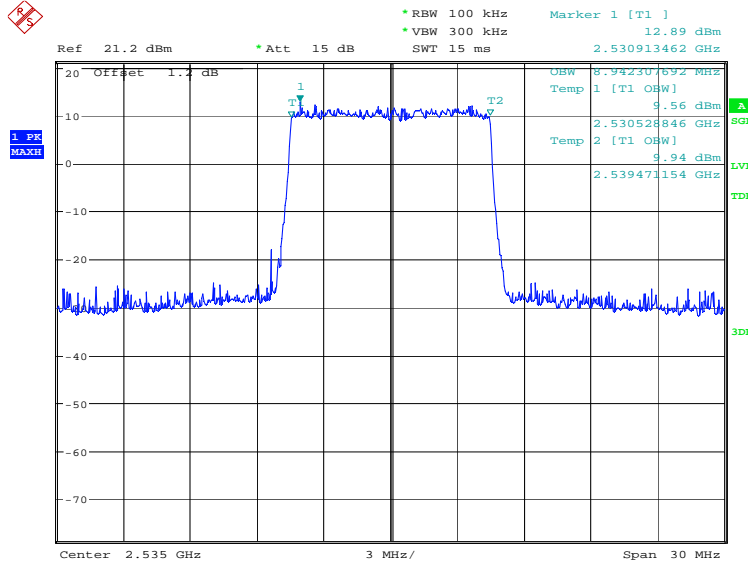


Date: 18.JUN.2020 14:00:47

LTE band 7, 10MHz (99%)

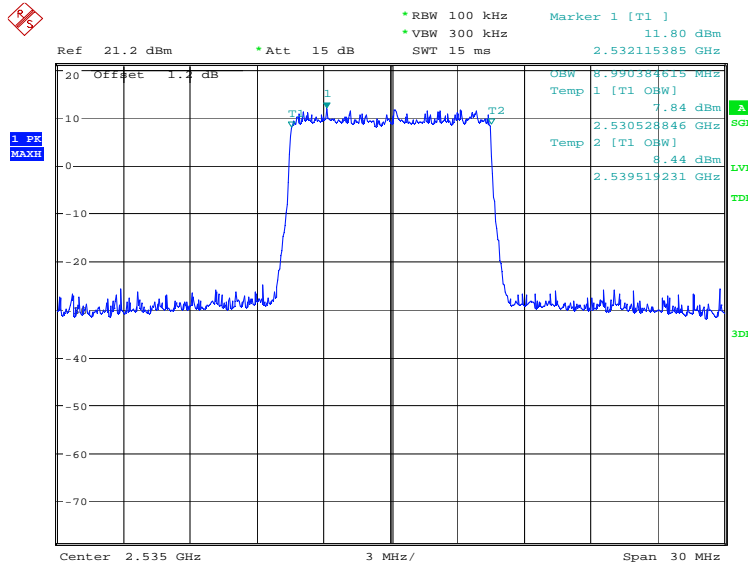
Frequency(MHz)	Occupied Bandwidth (99%) (kHz)	
2535.0	QPSK	16QAM
	8942.31	8990.38

LTE band 7, 10MHz Bandwidth, QPSK (99% BW)



Date: 18.JUN.2020 14:02:14

LTE band 7, 10MHz Bandwidth, 16QAM (99% BW)

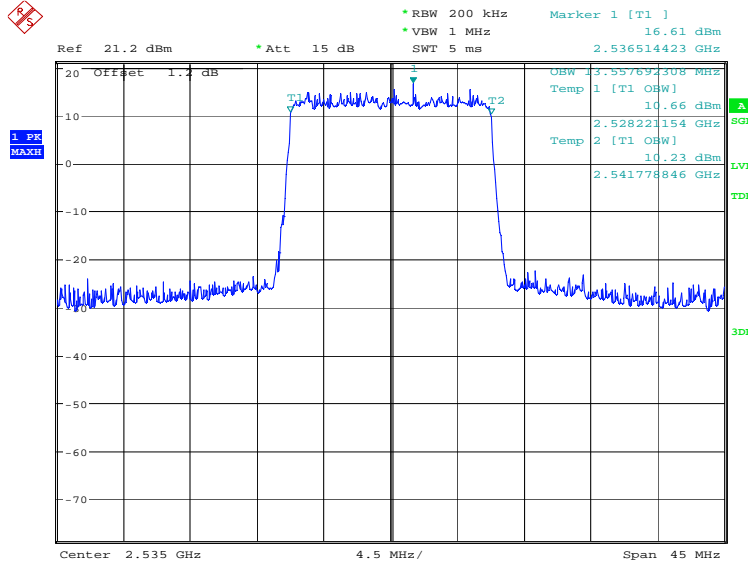


Date: 18.JUN.2020 14:02:52

LTE band 7, 15MHz (99%)

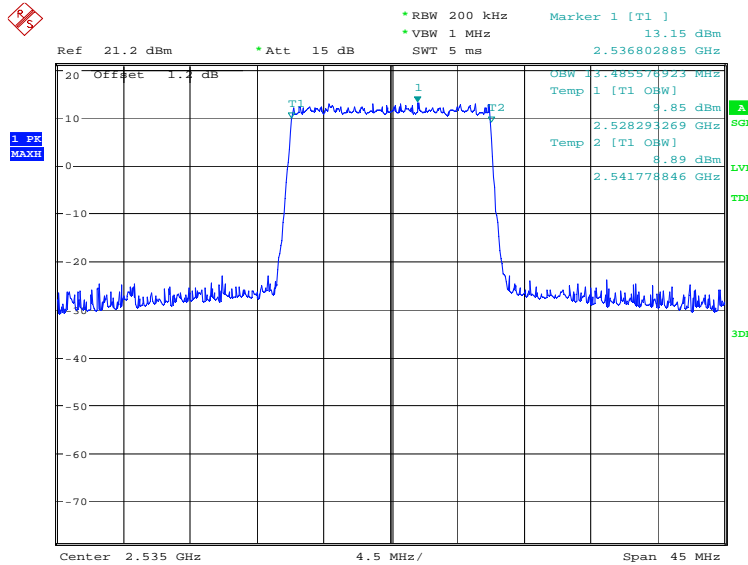
Frequency(MHz)	Occupied Bandwidth (99%) (kHz)	
	2535.0	QPSK
	13557.69	13485.58

LTE band 7, 15MHz Bandwidth, QPSK (99% BW)



Date: 18.JUN.2020 14:04:20

LTE band 7, 15MHz Bandwidth, 16QAM (99% BW)

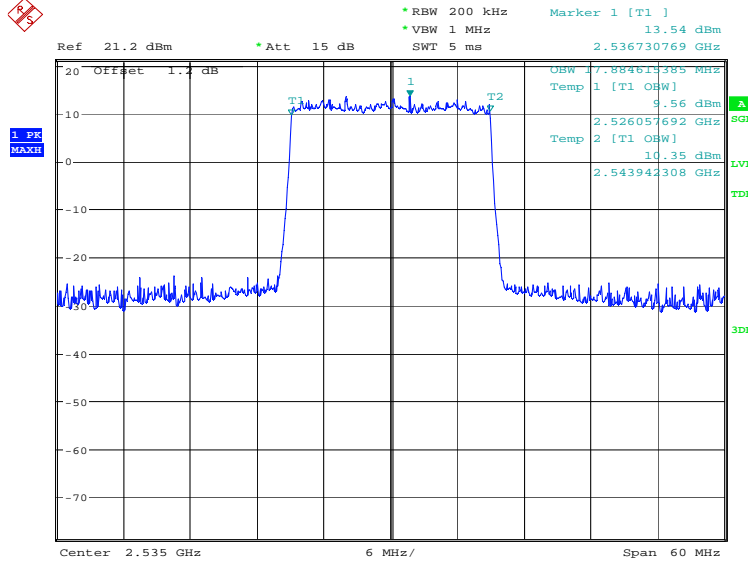


Date: 18.JUN.2020 14:04:58

LTE band 7, 20MHz (99%)

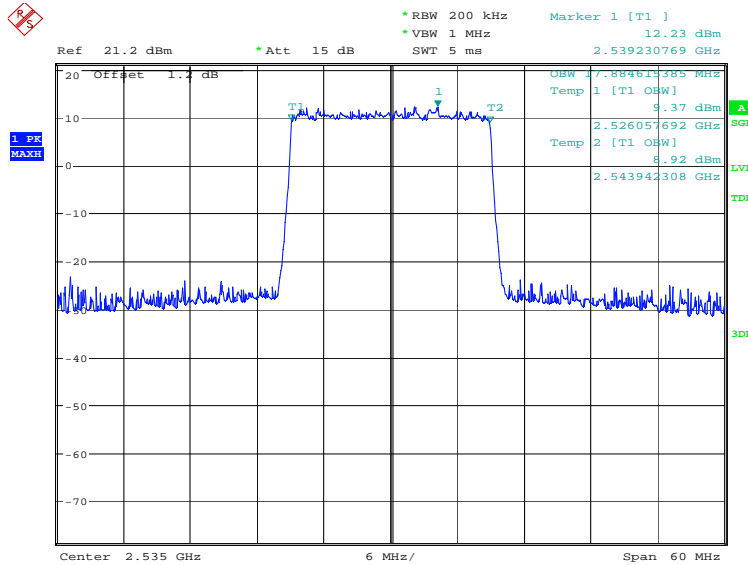
Frequency(MHz)	Occupied Bandwidth (99%) (kHz)	
2535.0	QPSK	16QAM
	17884.62	17884.62

LTE band 7, 20MHz Bandwidth, QPSK (99% BW)



Date: 18.JUN.2020 14:06:26

LTE band 7, 20MHz Bandwidth, 16QAM (99% BW)

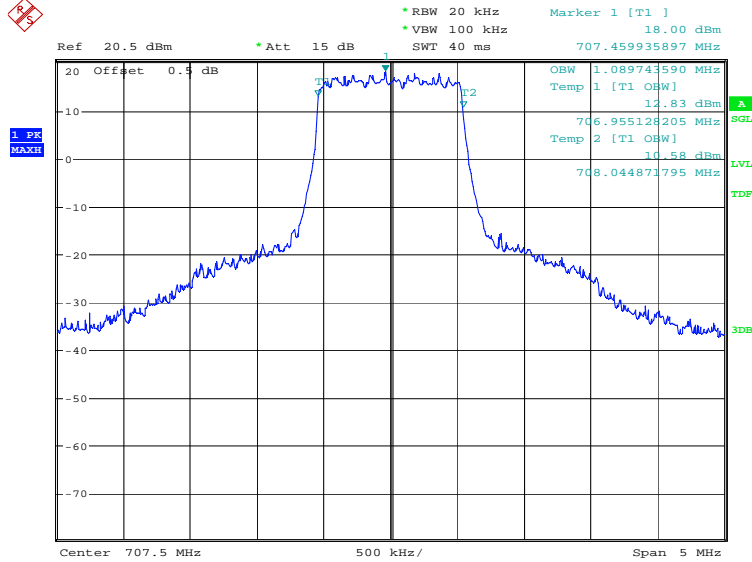


Date: 18.JUN.2020 14:07:04

LTE band 12, 1.4MHz (99%)

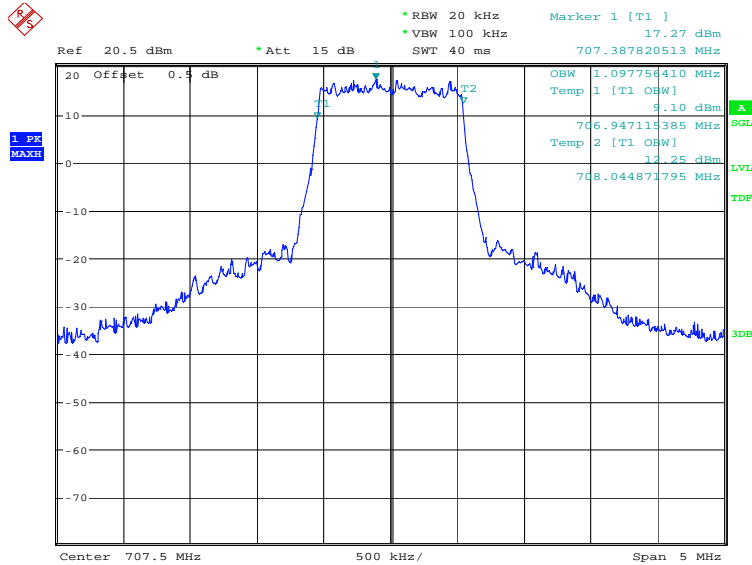
Frequency(MHz)	Occupied Bandwidth (99%) (kHz)	
707.5	QPSK	16QAM
	1089.74	1097.76

LTE band 12, 1.4MHz Bandwidth, QPSK (99% BW)



Date: 18.JUN.2020 15:42:54

LTE band 12, 1.4MHz Bandwidth, 16QAM (99% BW)

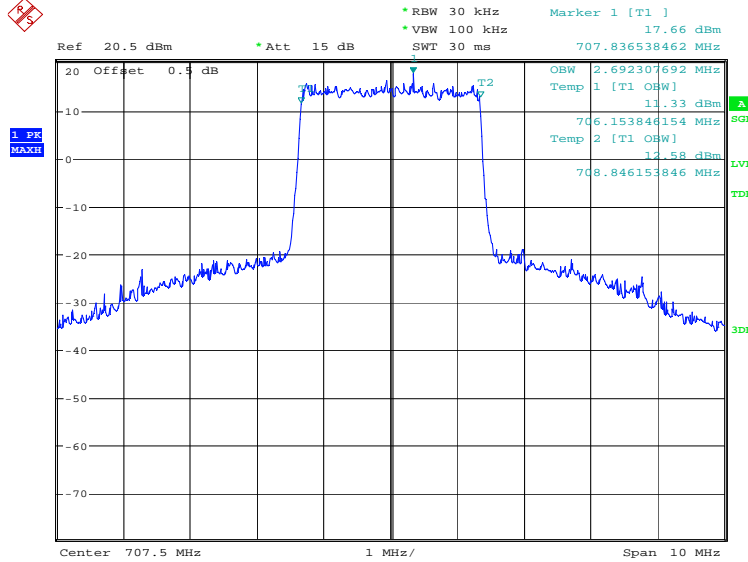


Date: 18.JUN.2020 15:43:32

LTE band 12, 3MHz (99%)

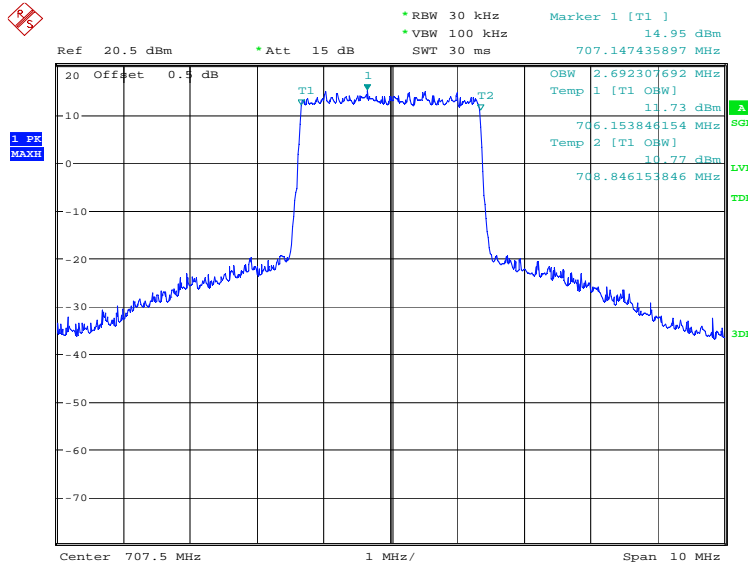
Frequency(MHz)	Occupied Bandwidth (99%) (kHz)	
707.5	QPSK	16QAM
	2692.31	2692.31

LTE band 12, 3MHz Bandwidth, QPSK (99% BW)



Date: 18.JUN.2020 15:45:00

LTE band 12, 3MHz Bandwidth, 16QAM (99% BW)

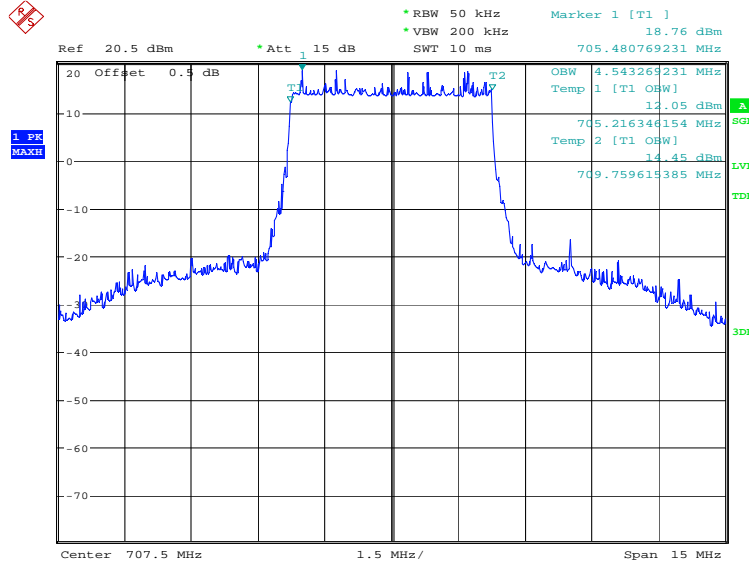


Date: 18.JUN.2020 15:45:38

LTE band 12, 5MHz (99%)

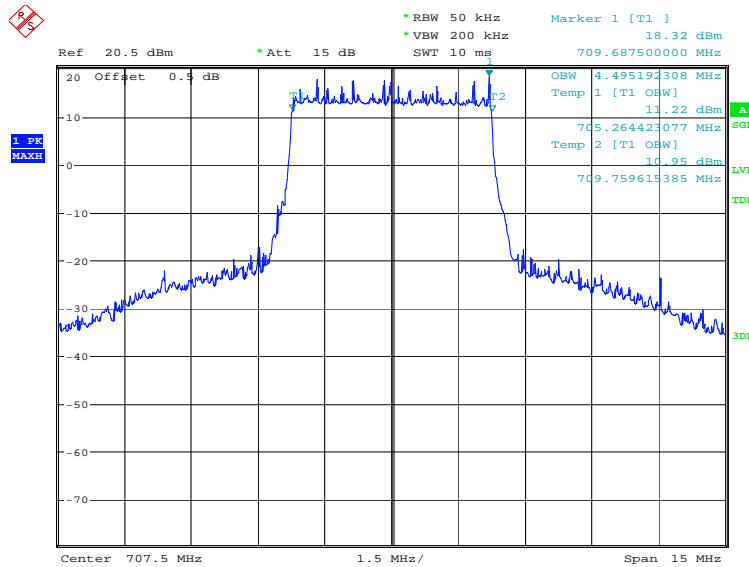
Frequency(MHz)	Occupied Bandwidth (99%) (kHz)	
707.5	QPSK	16QAM
	4543.27	4495.19

LTE band 12, 5MHz Bandwidth, QPSK (99% BW)



Date: 18.JUN.2020 15:47:06

LTE band 12, 5MHz Bandwidth, 16QAM (99% BW)

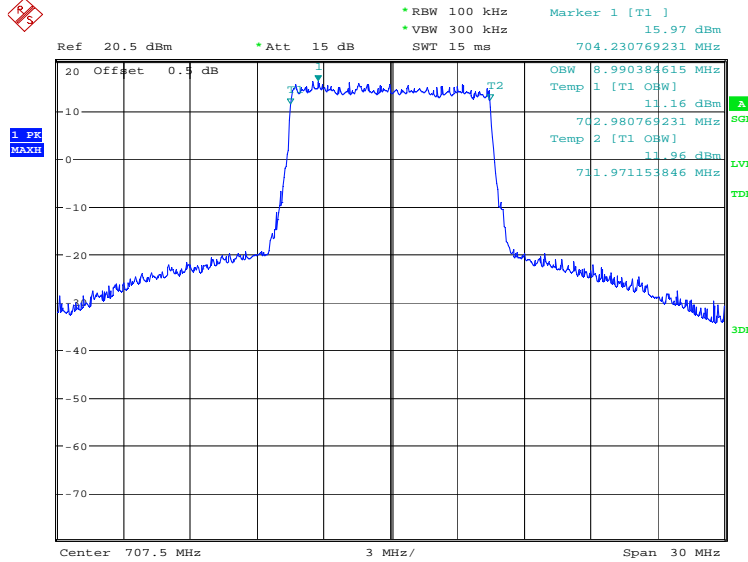


Date: 18.JUN.2020 15:47:44

LTE band 12, 10MHz (99%)

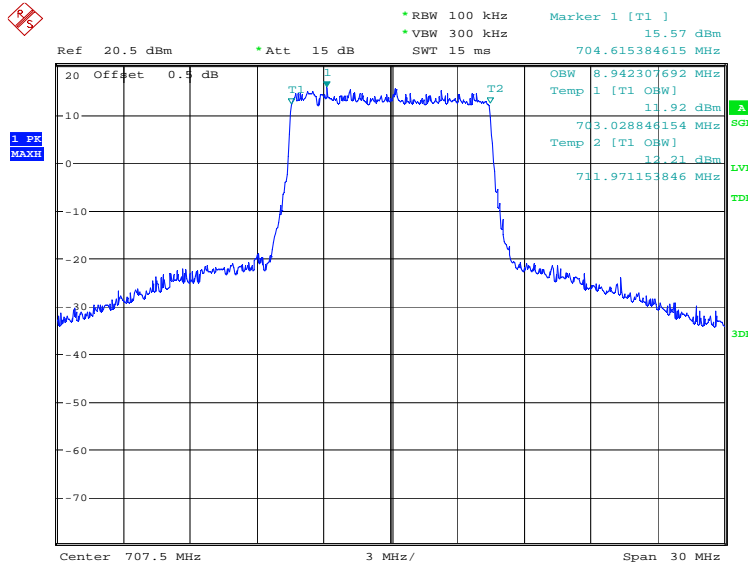
Frequency(MHz)	Occupied Bandwidth (99%) (kHz)	
707.5	QPSK	16QAM
	8990.38	8942.31

LTE band 12, 10MHz Bandwidth, QPSK (99% BW)



Date: 18.JUN.2020 15:49:12

LTE band 12, 10MHz Bandwidth, 16QAM (99% BW)

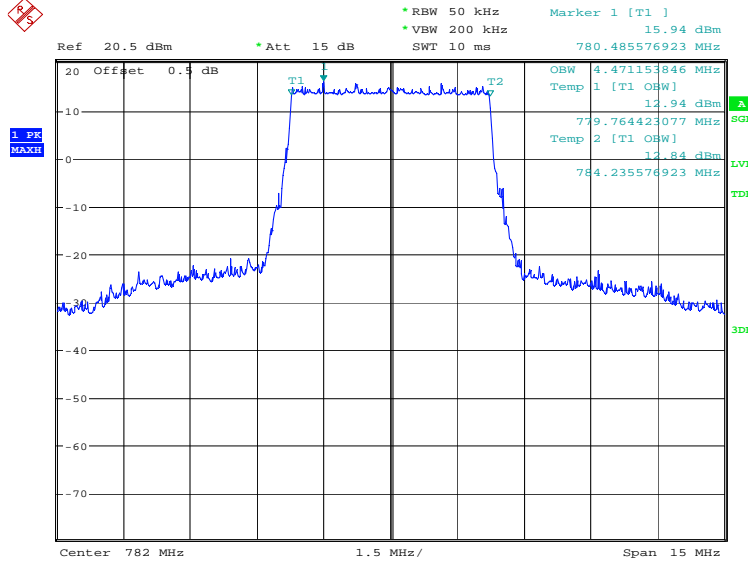


Date: 18.JUN.2020 15:49:50

LTE band 13, 5MHz (99%)

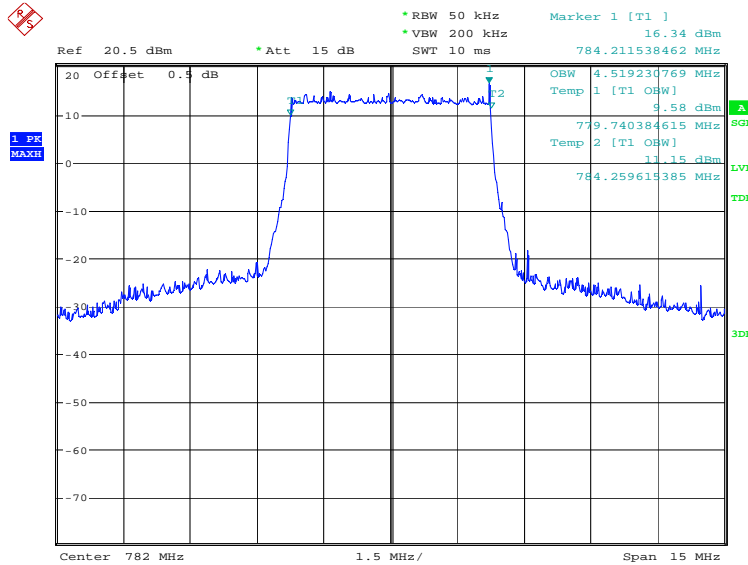
Frequency(MHz)	Occupied Bandwidth (99%) (kHz)	
782.0	QPSK	16QAM
	4471.15	4519.23

LTE band 13, 5MHz Bandwidth, QPSK (99% BW)



Date: 18.JUN.2020 15:51:20

LTE band 13, 5MHz Bandwidth, 16QAM (99% BW)

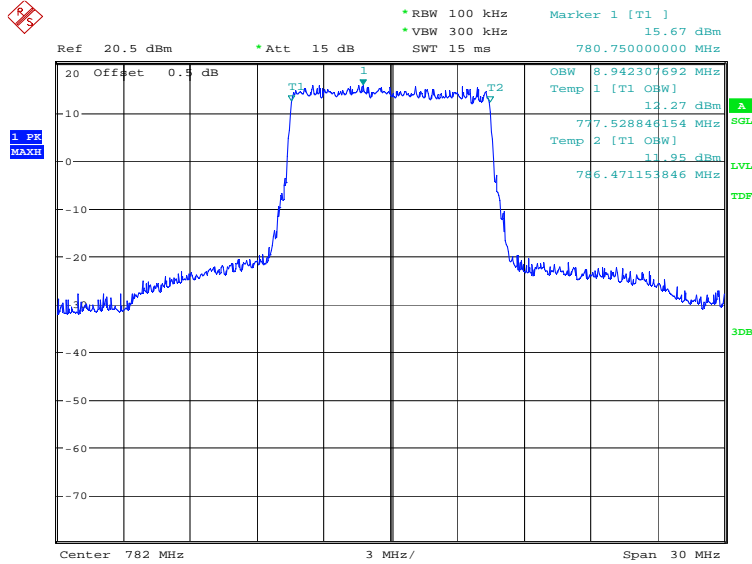


Date: 18.JUN.2020 15:51:58

LTE band 13, 10MHz (99%)

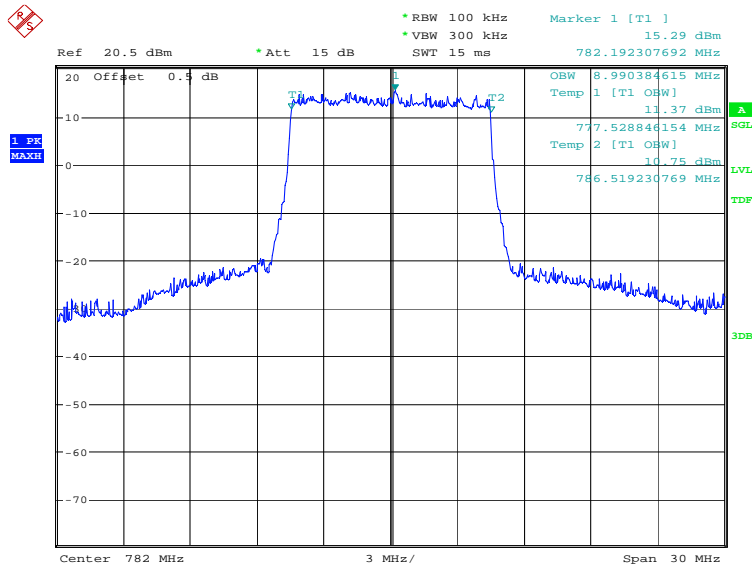
Frequency(MHz)	Occupied Bandwidth (99%) (kHz)	
782.0	QPSK	16QAM
	8942.31	8990.38

LTE band 13, 10MHz Bandwidth, QPSK (99% BW)



Date: 18.JUN.2020 15:53:26

LTE band 13, 10MHz Bandwidth,16QAM (99% BW)

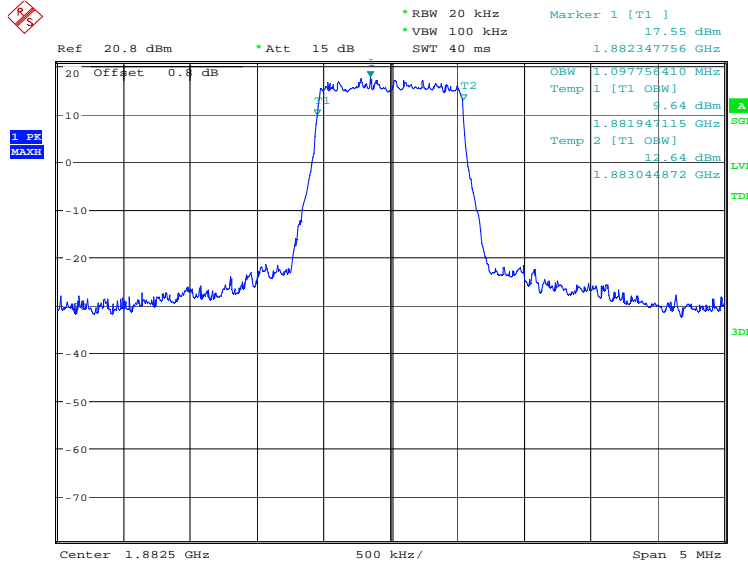


Date: 18.JUN.2020 15:54:04

LTE band 25, 1.4MHz (99%)

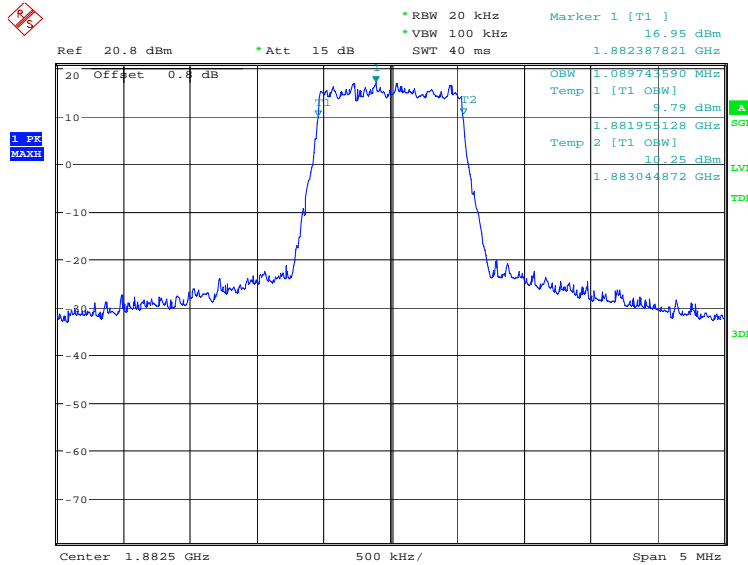
Frequency(MHz)	Occupied Bandwidth (99%) (kHz)	
1882.5	QPSK	16QAM
	1097.76	1089.74

LTE band 25, 1.4MHz Bandwidth, QPSK (99% BW)



Date: 18.JUN.2020 15:55:33

LTE band 25, 1.4MHz Bandwidth, 16QAM (99% BW)

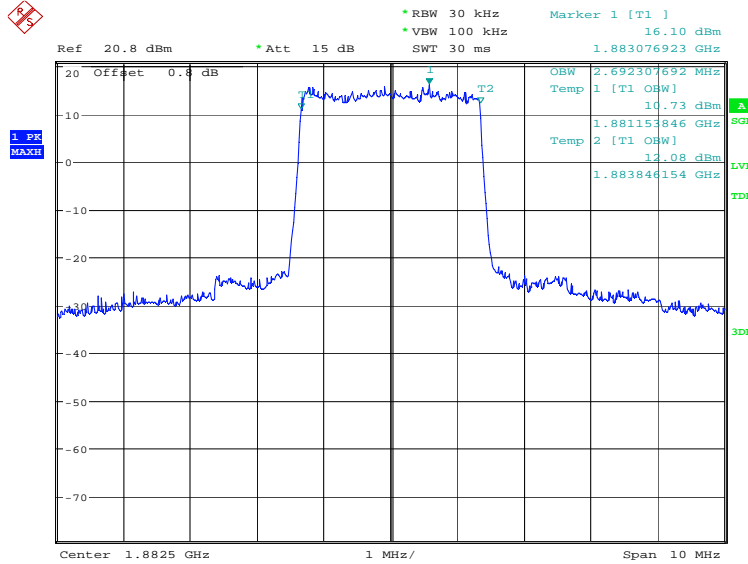


Date: 18.JUN.2020 15:56:12

LTE band 25, 3MHz (99%)

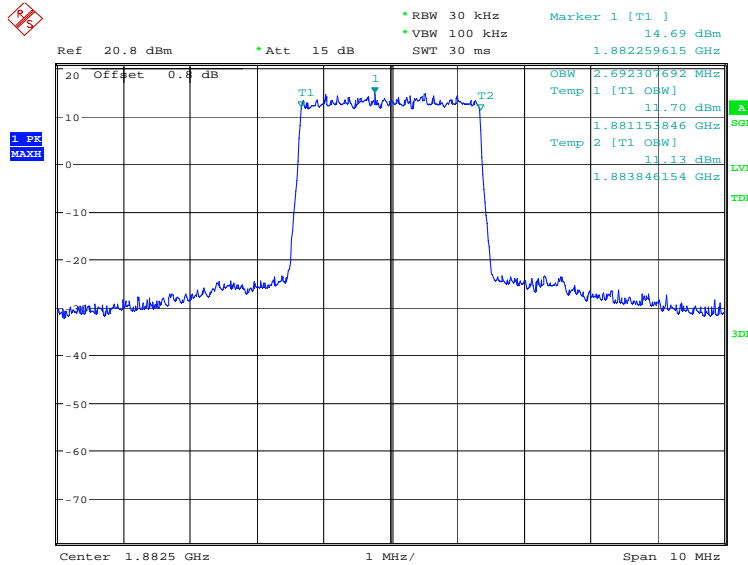
Frequency(MHz)	Occupied Bandwidth (99%) (kHz)	
1882.5	QPSK	16QAM
	2692.31	2692.31

LTE band 25, 3MHz Bandwidth, QPSK (99% BW)



Date: 18.JUN.2020 15:57:39

LTE band 25, 3MHz Bandwidth, 16QAM (99% BW)

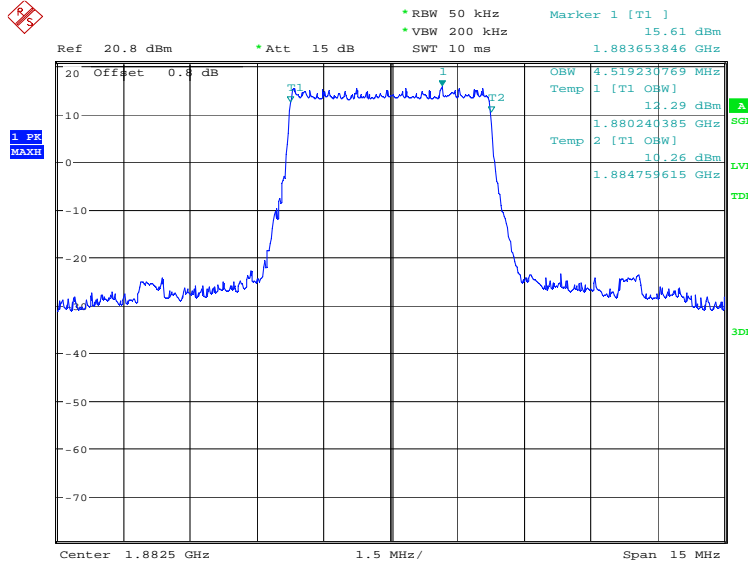


Date: 18.JUN.2020 15:58:18

LTE band 25, 5MHz (99%)

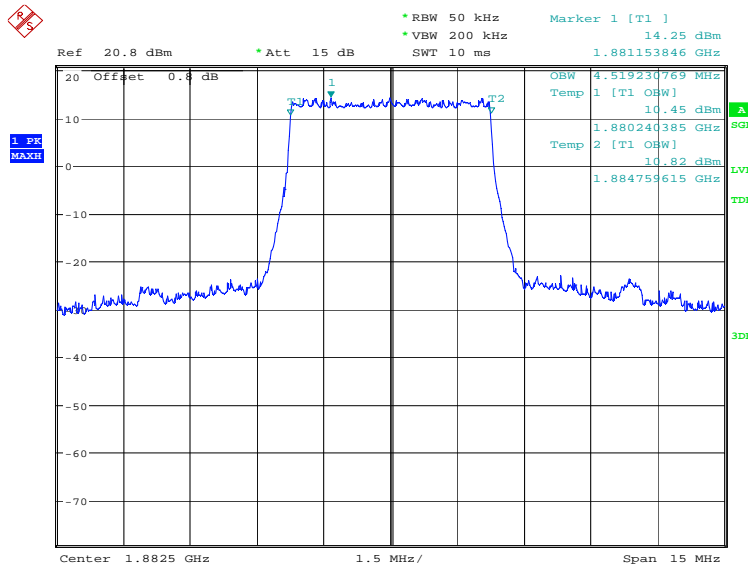
Frequency(MHz)	Occupied Bandwidth (99%) (kHz)	
1882.5	QPSK	16QAM
	4519.23	4519.23

LTE band 25, 5MHz Bandwidth, QPSK (99% BW)



Date: 18.JUN.2020 15:59:46

LTE band 25, 5MHz Bandwidth, 16QAM (99% BW)

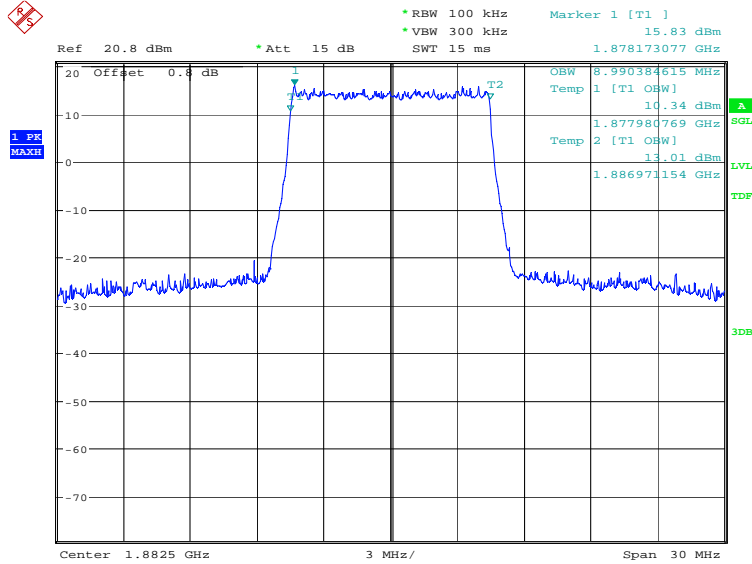


Date: 18.JUN.2020 16:00:24

LTE band 25, 10MHz (99%)

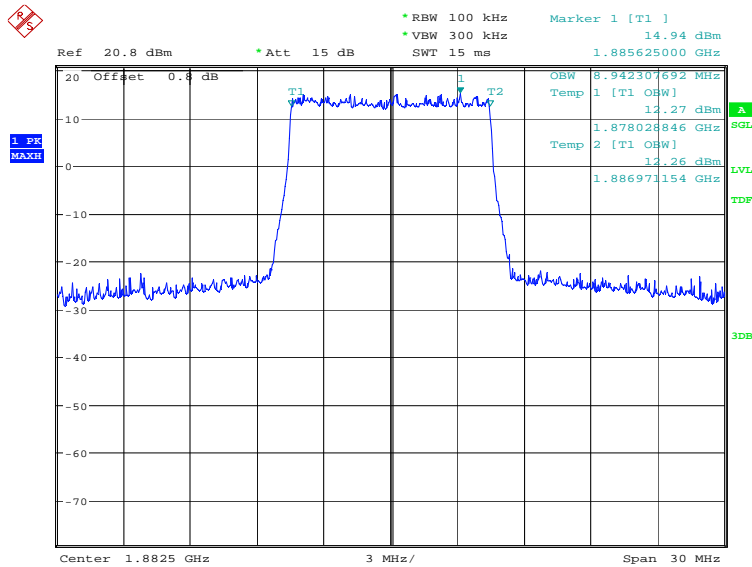
Frequency(MHz)	Occupied Bandwidth (99%) (kHz)	
1882.5	QPSK	16QAM
	8990.38	8942.31

LTE band 25, 10MHz Bandwidth, QPSK (99% BW)



Date: 18.JUN.2020 16:01:52

LTE band 25, 10MHz Bandwidth, 16QAM (99% BW)

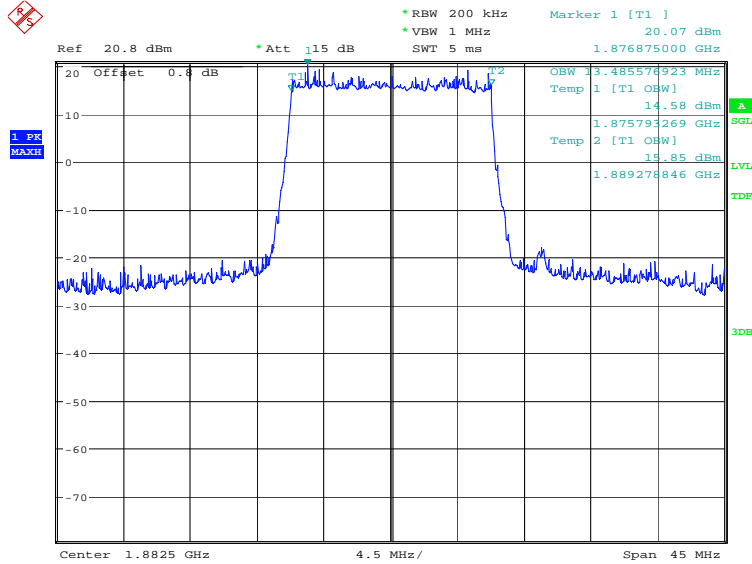


Date: 18.JUN.2020 16:02:30

LTE band 25, 15MHz (99%)

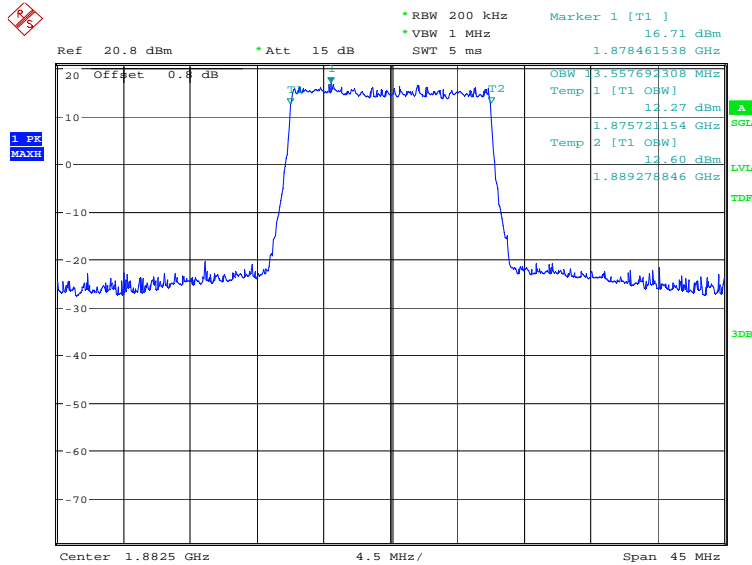
Frequency(MHz)	Occupied Bandwidth (99%) (kHz)	
1882.5	QPSK	16QAM
	13485.58	13557.69

LTE band 25, 15MHz Bandwidth, QPSK (99% BW)



Date: 18.JUN.2020 16:03:58

LTE band 25, 15MHz Bandwidth, 16QAM (99% BW)

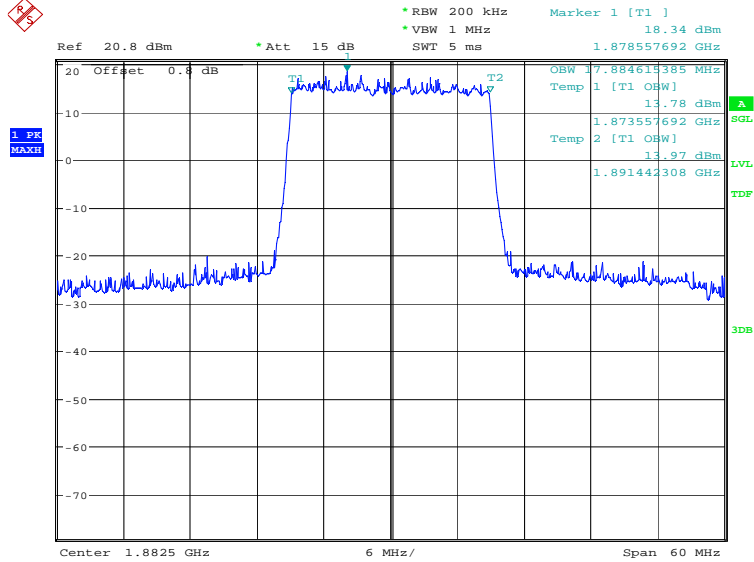


Date: 18.JUN.2020 16:04:36

LTE band 25, 20MHz (99%)

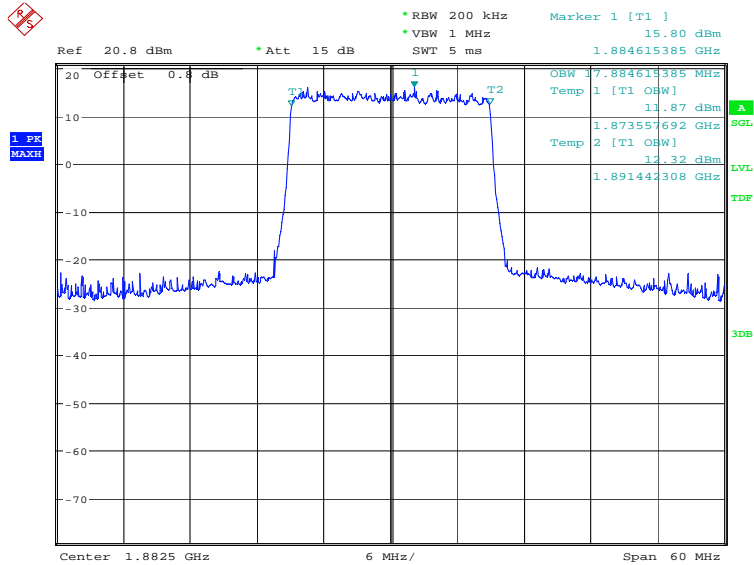
Frequency(MHz)	Occupied Bandwidth (99%) (kHz)	
1882.5	QPSK	16QAM
	17884.62	17884.62

LTE band 25, 20MHz Bandwidth, QPSK (99% BW)



Date: 18.JUN.2020 16:06:04

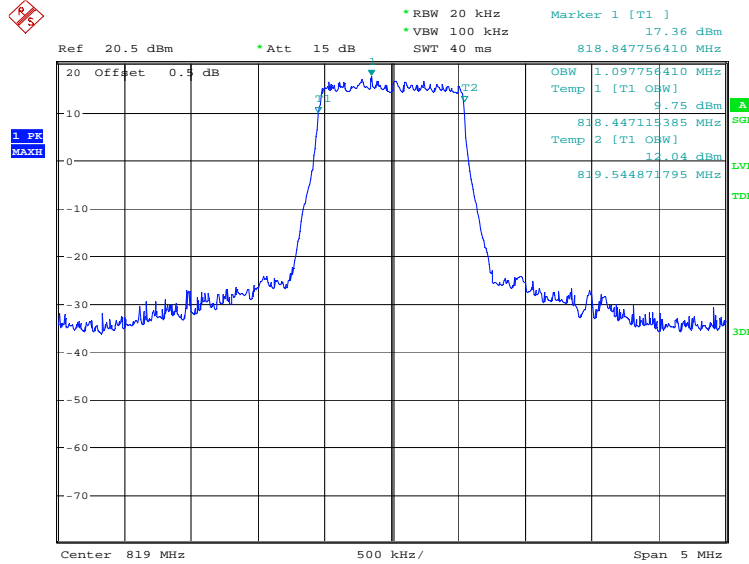
LTE band 25, 20MHz Bandwidth, 16QAM (99% BW)



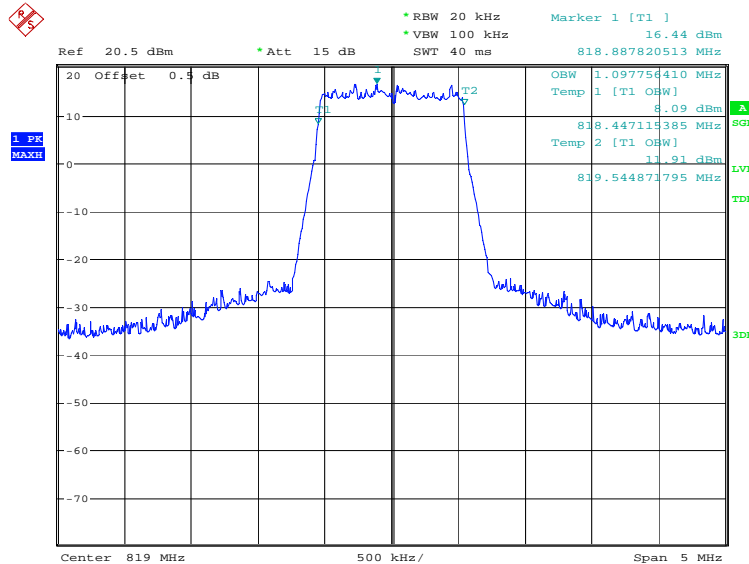
Date: 18.JUN.2020 16:06:43

LTE band 26(814MHz~824MHz), 1.4MHz (99%)

Frequency(MHz)	Occupied Bandwidth (99%) (kHz)	
819.0	QPSK	16QAM
	1097.76	1097.76

LTE band 26(814MHz~824MHz), 1.4MHz Bandwidth, QPSK (99% BW)


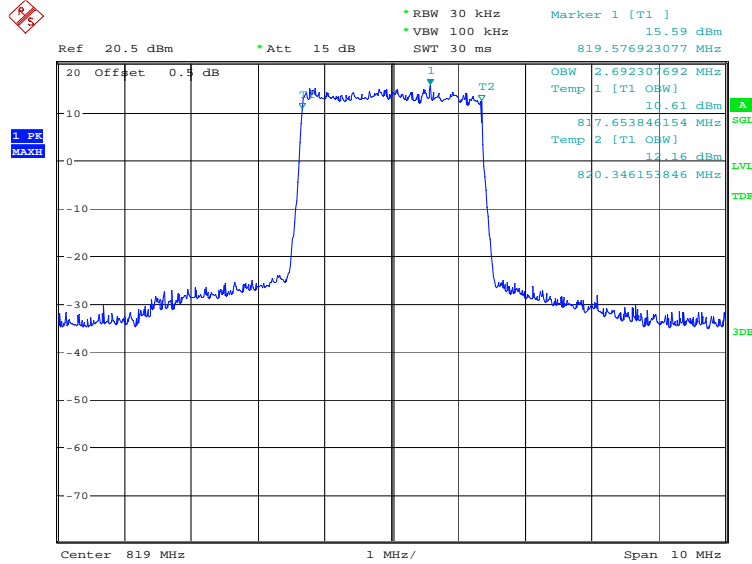
Date: 18.JUN.2020 16:17:56

LTE band 26(814MHz~824MHz), 1.4MHz Bandwidth, 16QAM (99% BW)


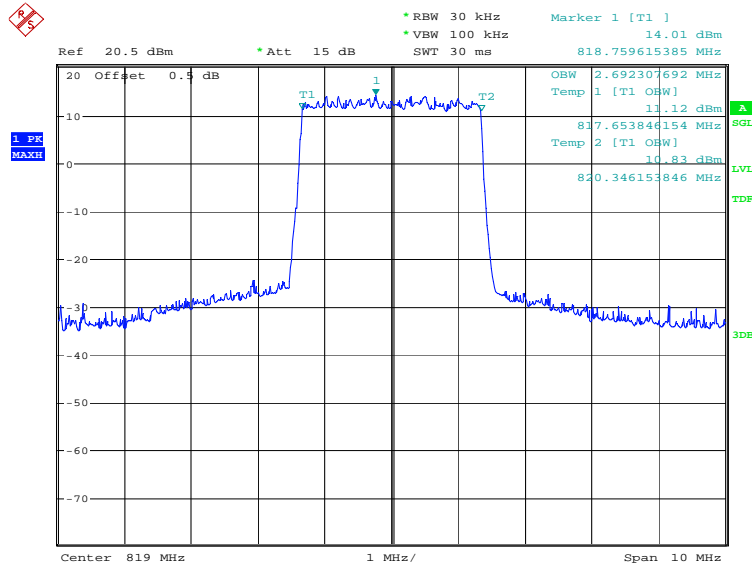
Date: 18.JUN.2020 16:18:35

LTE band 26(814MHz~824MHz), 3MHz (99%)

Frequency(MHz)	Occupied Bandwidth (99%) (kHz)	
819.0	QPSK	16QAM
	2692.31	2692.31

LTE band 26(814MHz~824MHz), 3MHz Bandwidth, QPSK (99% BW)


Date: 18.JUN.2020 16:20:02

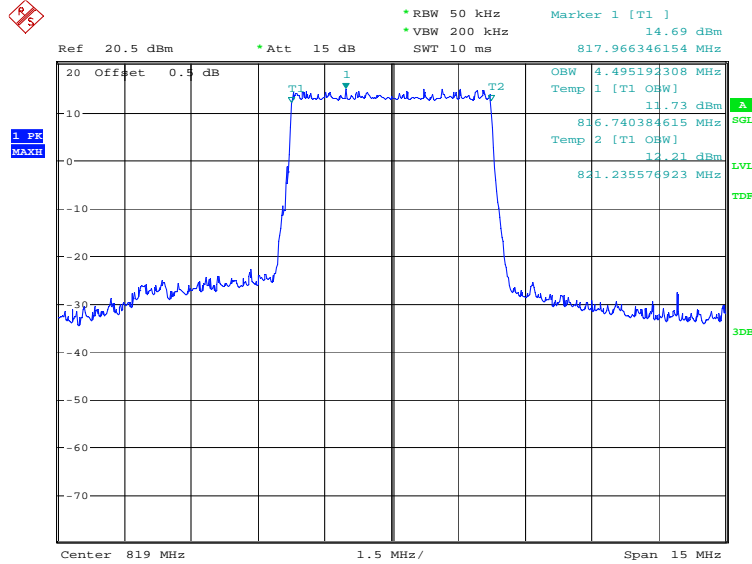
LTE band 26(814MHz~824MHz), 3MHz Bandwidth, 16QAM (99% BW)


Date: 18.JUN.2020 16:20:41

LTE band 26(814MHz~824MHz), 5MHz (99%)

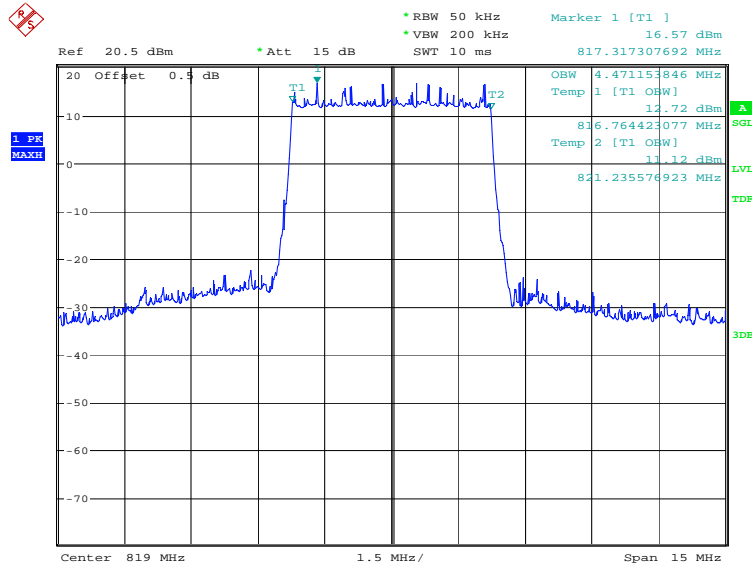
Frequency(MHz)	Occupied Bandwidth (99%) (kHz)	
819.0	QPSK	16QAM
	4495.19	4471.15

LTE band 26(814MHz~824MHz), 5MHz Bandwidth, QPSK (99% BW)



Date: 18.JUN.2020 16:22:09

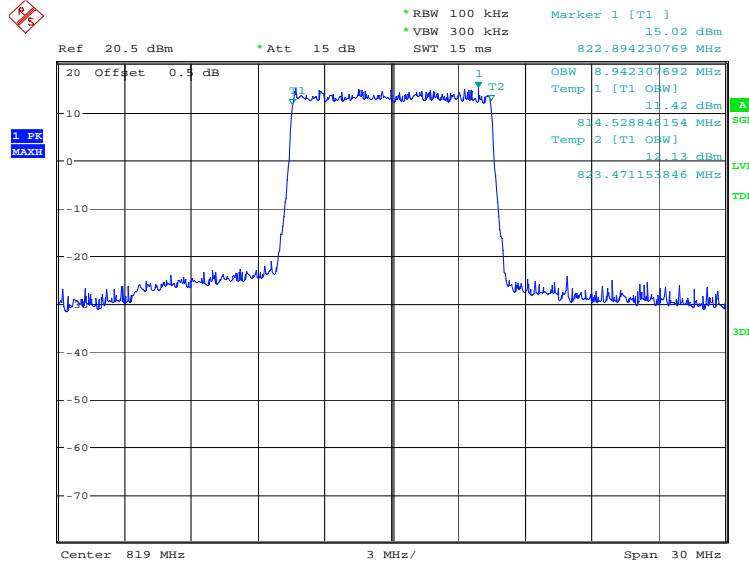
LTE band 26(814MHz~824MHz), 5MHz Bandwidth, 16QAM (99% BW)



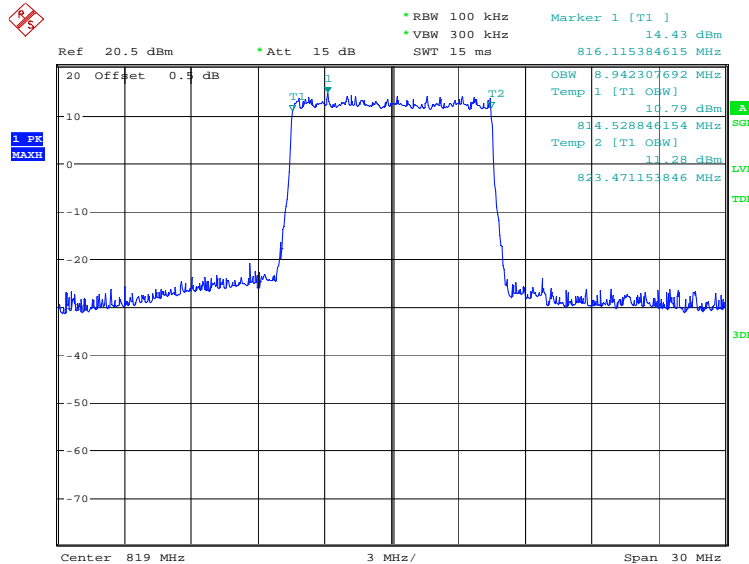
Date: 18.JUN.2020 16:22:47

LTE band 26(814MHz~824MHz), 10MHz (99%)

Frequency(MHz)	Occupied Bandwidth (99%) (kHz)	
819.0	QPSK	16QAM
	8942.31	8942.31

LTE band 26(814MHz~824MHz), 10MHz Bandwidth, QPSK (99% BW)


Date: 18.JUN.2020 16:24:15

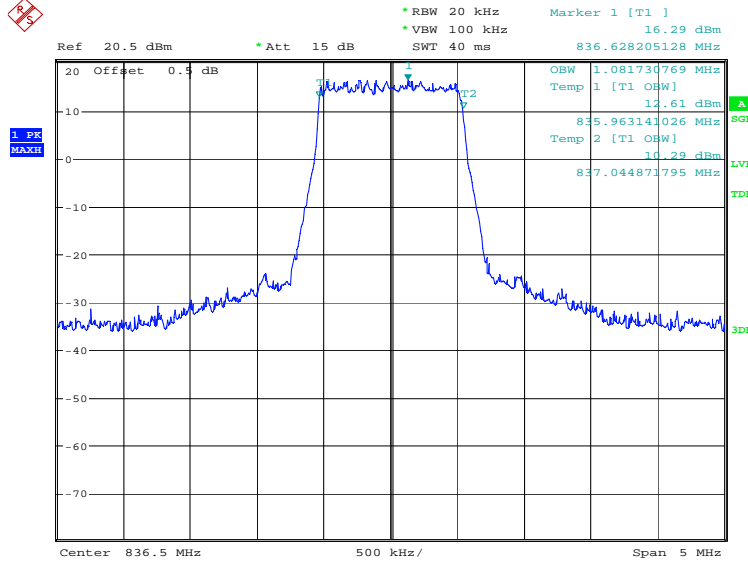
LTE band 26(814MHz~824MHz), 10MHz Bandwidth, 16QAM (99% BW)


Date: 18.JUN.2020 16:24:54

LTE band 26(824MHz~849MHz), 1.4MHz (99%)

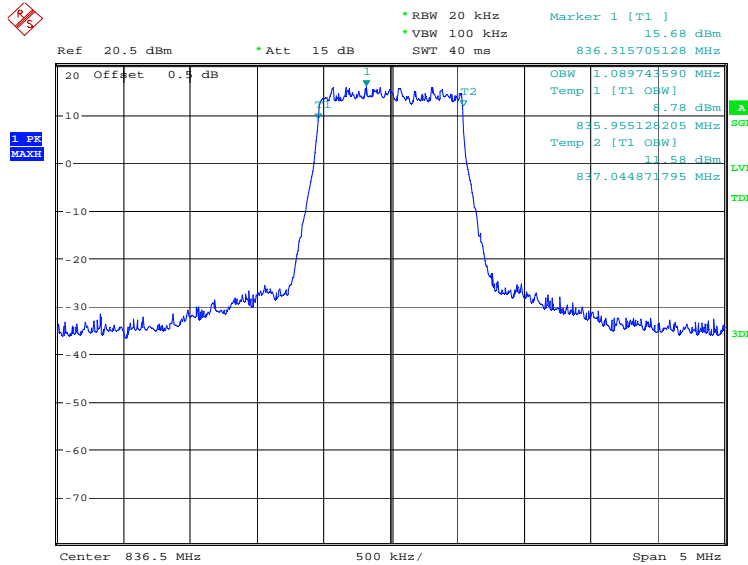
Frequency(MHz)	Occupied Bandwidth (99%) (kHz)	
836.5	QPSK	16QAM
	1081.73	1089.74

LTE band 26(824MHz~849MHz), 1.4MHz Bandwidth, QPSK (99% BW)



Date: 18.JUN.2020 16:07:34

LTE band 26(824MHz~849MHz), 1.4MHz Bandwidth, 16QAM (99% BW)

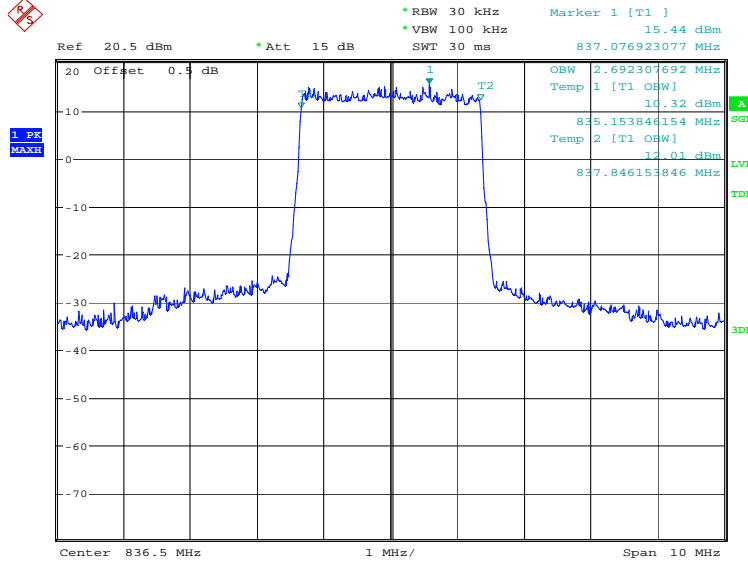


Date: 18.JUN.2020 16:08:12

LTE band 26(824MHz~849MHz), 3MHz (99%)

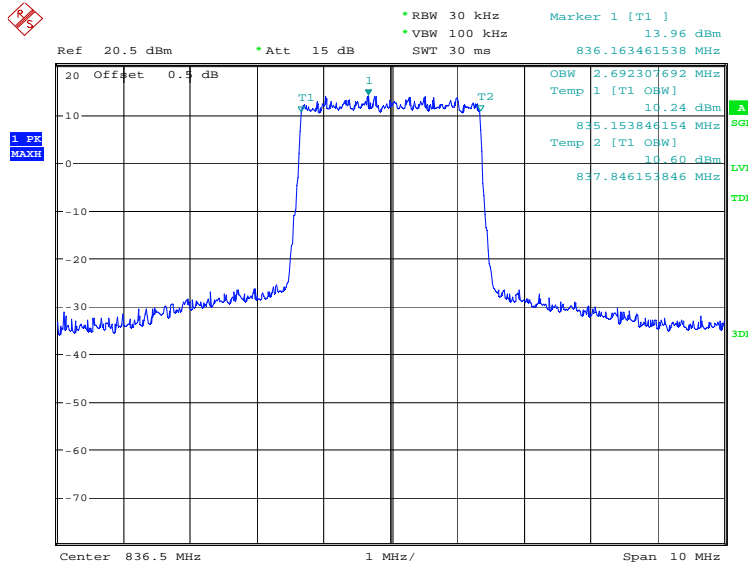
Frequency(MHz)	Occupied Bandwidth (99%) (kHz)	
836.5	QPSK	16QAM
	2692.31	2692.31

LTE band 26(824MHz~849MHz), 3MHz Bandwidth, QPSK (99% BW)



Date: 18.JUN.2020 16:09:40

LTE band 26(824MHz~849MHz), 3MHz Bandwidth, 16QAM (99% BW)

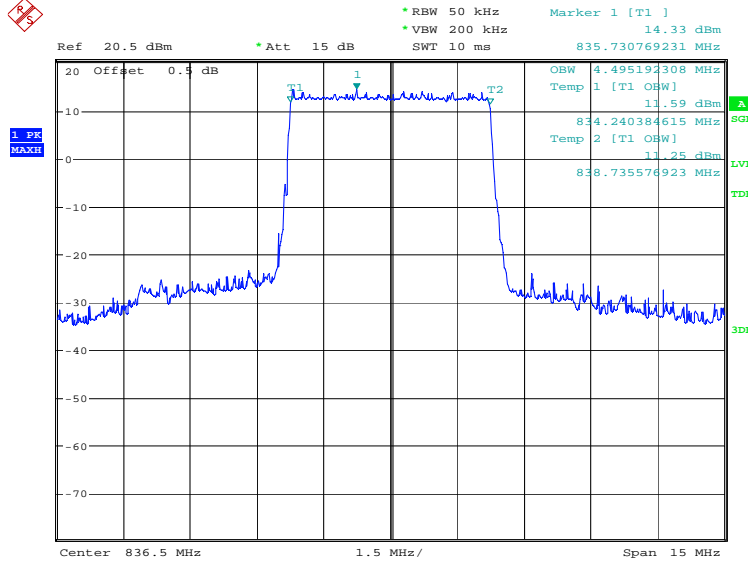


Date: 18.JUN.2020 16:10:18

LTE band 26(824MHz~849MHz), 5MHz (99%)

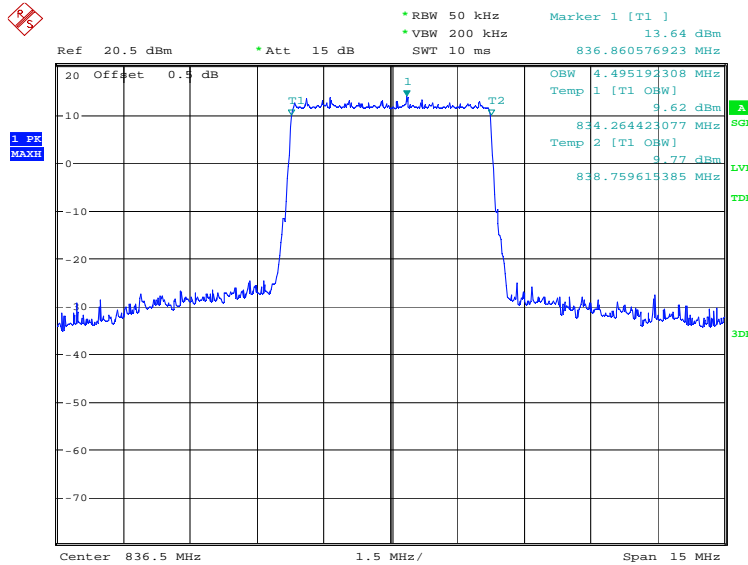
Frequency(MHz)	Occupied Bandwidth (99%) (kHz)	
836.5	QPSK	16QAM
	4495.19	4495.19

LTE band 26(824MHz~849MHz), 5MHz Bandwidth, QPSK (99% BW)



Date: 18.JUN.2020 16:11:46

LTE band 26(824MHz~849MHz), 5MHz Bandwidth, 16QAM (99% BW)

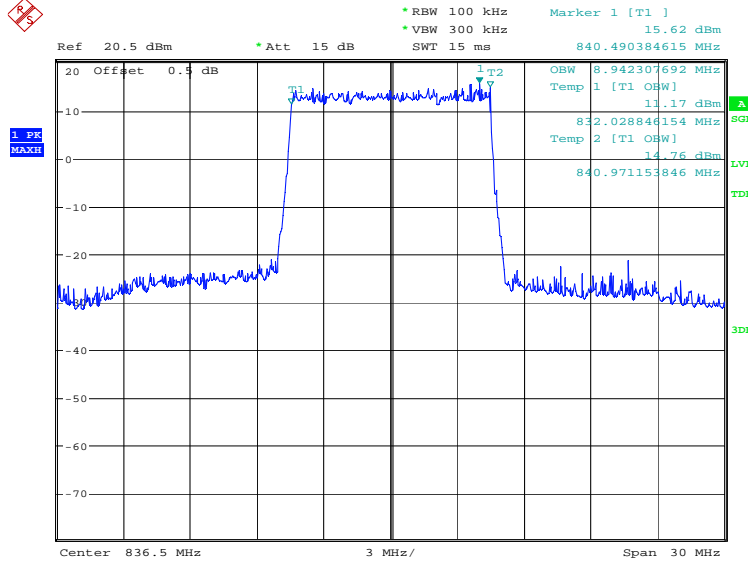


Date: 18.JUN.2020 16:12:25

LTE band 26(824MHz~849MHz), 10MHz (99%)

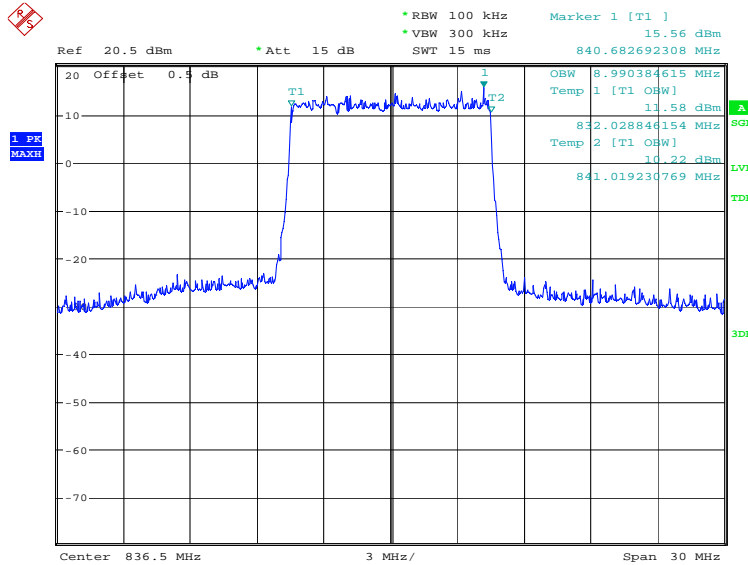
Frequency(MHz)	Occupied Bandwidth (99%) (kHz)	
836.5	QPSK	16QAM
	8942.31	8990.38

LTE band 26(824MHz~849MHz), 10MHz Bandwidth, QPSK (99% BW)



Date: 18.JUN.2020 16:13:53

LTE band 26(824MHz~849MHz), 10MHz Bandwidth, 16QAM (99% BW)

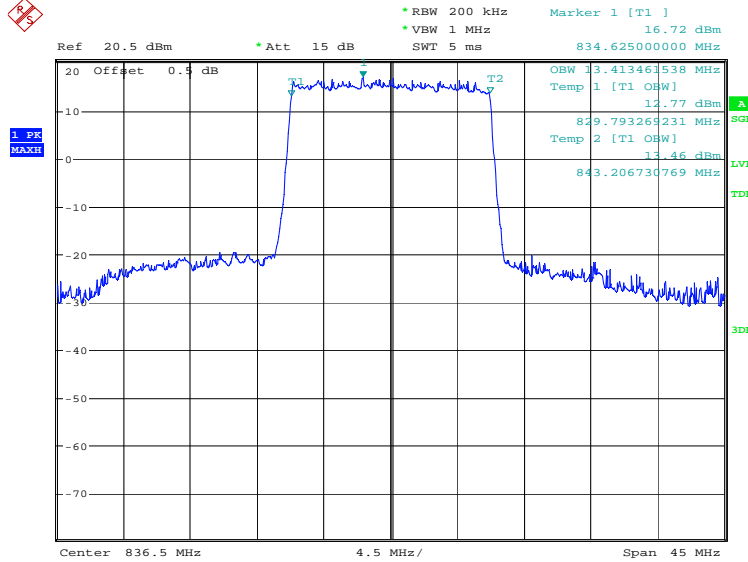


Date: 18.JUN.2020 16:14:31

LTE band 26(824MHz~849MHz), 15MHz (99%)

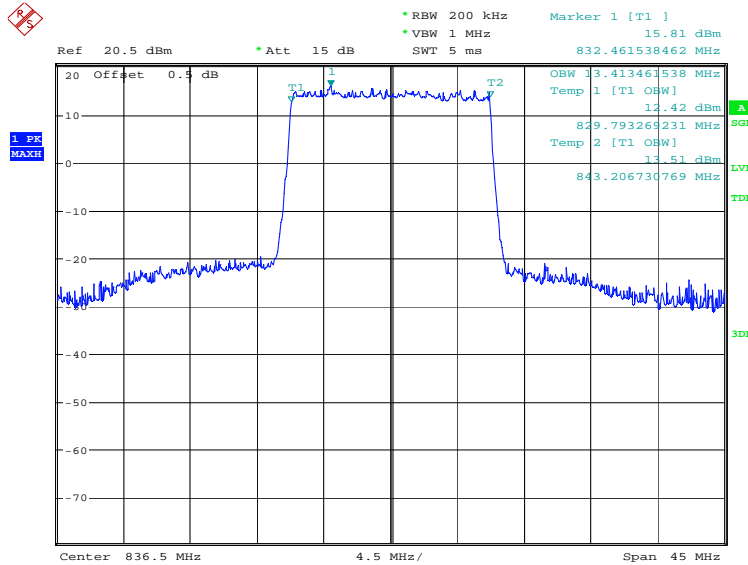
Frequency(MHz)	Occupied Bandwidth (99%) (kHz)	
836.5	QPSK	16QAM
	13413.46	13413.46

LTE band 26(824MHz~849MHz), 15MHz Bandwidth, QPSK (99% BW)



Date: 18.JUN.2020 16:15:59

LTE band 26(824MHz~849MHz), 15MHz Bandwidth, 16QAM (99% BW)

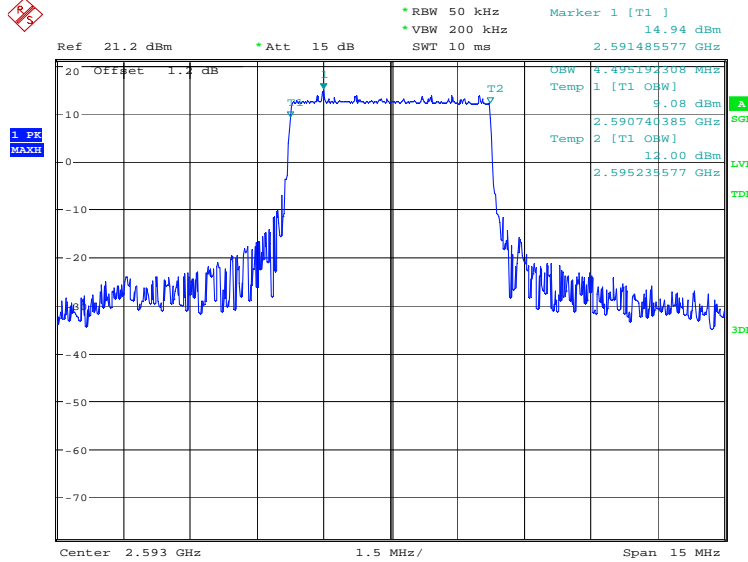


Date: 18.JUN.2020 16:16:38

LTE band 41 HPUE HPUE, 5MHz (99%)

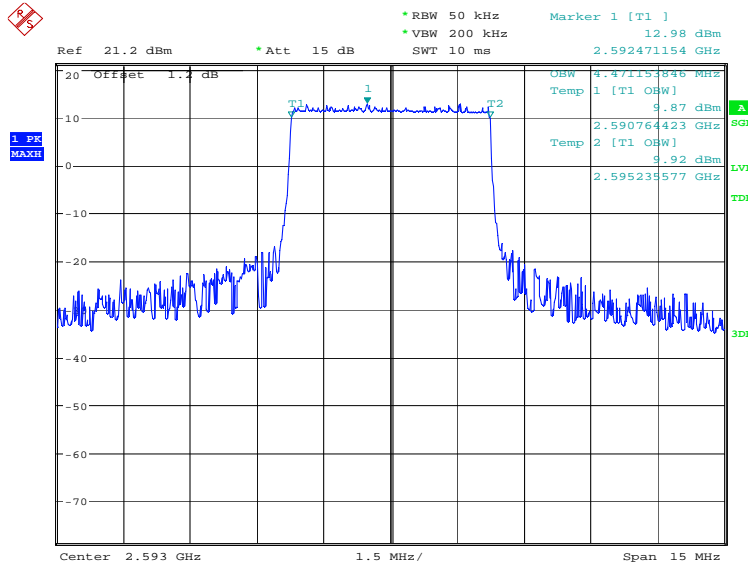
Frequency(MHz)	Occupied Bandwidth (99%) (kHz)	
2593.0	QPSK	16QAM
	4495.19	4471.15

LTE band 41 HPUE, 5MHz Bandwidth, QPSK (99% BW)



Date: 18.JUN.2020 14:08:39

LTE band 41 HPUE, 5MHz Bandwidth, 16QAM (99% BW)

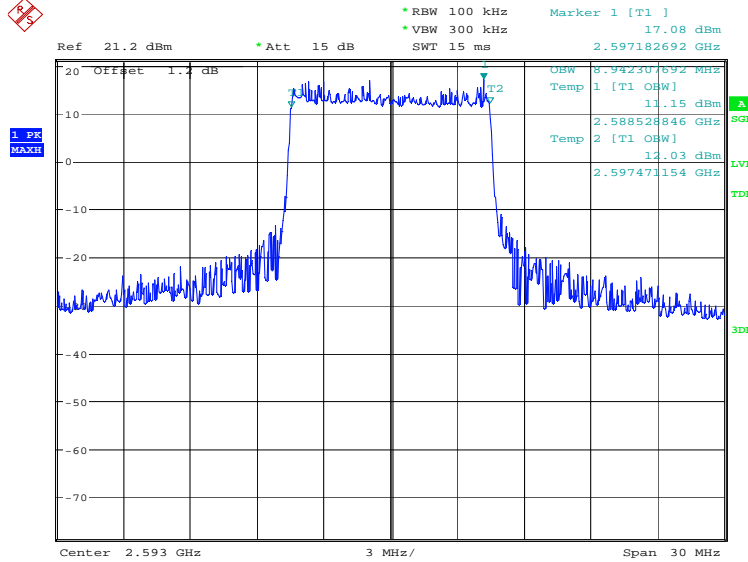


Date: 18.JUN.2020 14:09:17

LTE band 41 HPUE, 10MHz (99%)

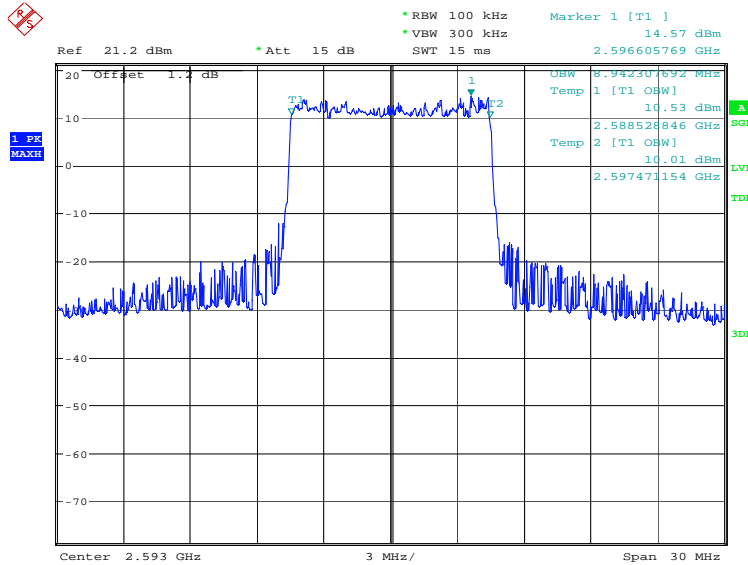
Frequency(MHz)	Occupied Bandwidth (99%) (kHz)	
2593.0	QPSK	16QAM
	8942.31	8942.31

LTE band 41 HPUE, 10MHz Bandwidth, QPSK (99% BW)



Date: 18.JUN.2020 14:10:45

LTE band 41 HPUE, 10MHz Bandwidth,16QAM (99% BW)

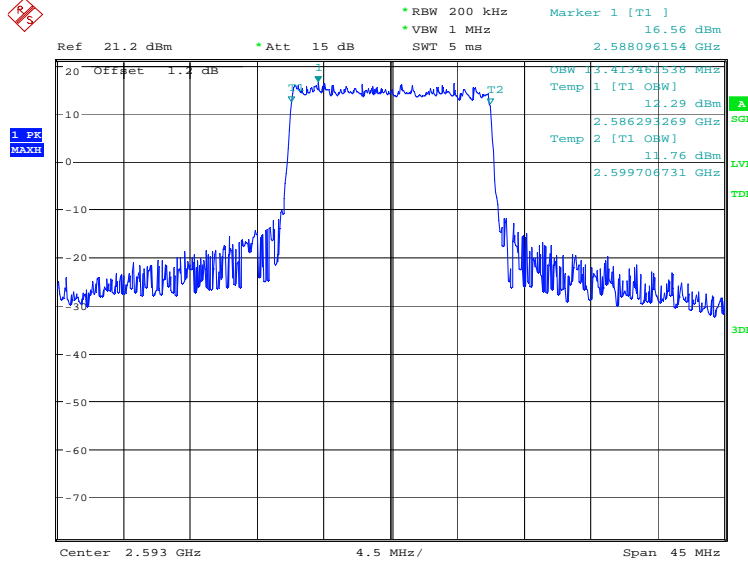


Date: 18.JUN.2020 14:11:23

LTE band 41 HPUE, 15MHz (99%)

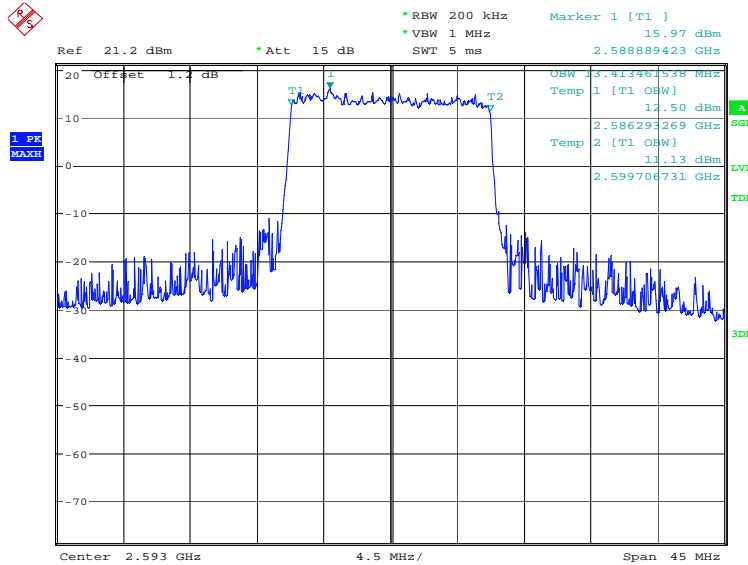
Frequency(MHz)	Occupied Bandwidth (99%) (kHz)	
2593.0	QPSK	16QAM
	13413.46	13413.46

LTE band 41 HPUE, 15MHz Bandwidth, QPSK (99% BW)



Date: 18.JUN.2020 14:12:51

LTE band 41 HPUE, 15MHz Bandwidth,16QAM (99% BW)

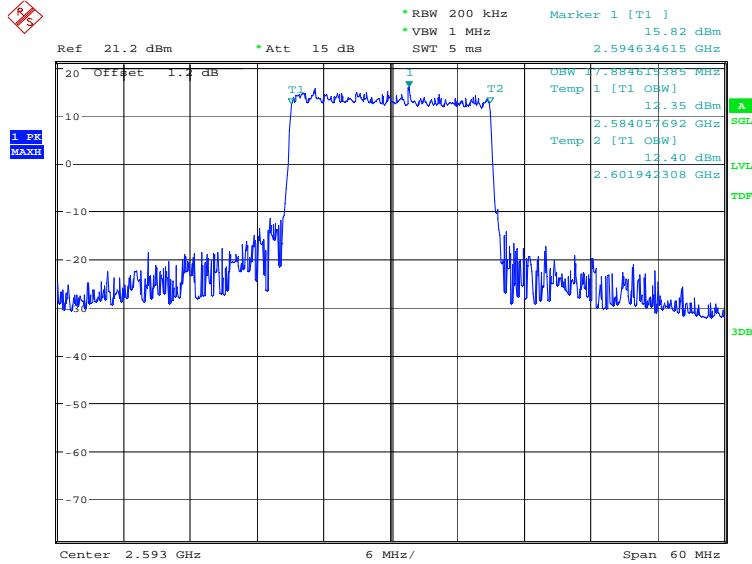


Date: 18.JUN.2020 14:13:29

LTE band 41 HPUE, 20MHz (99%)

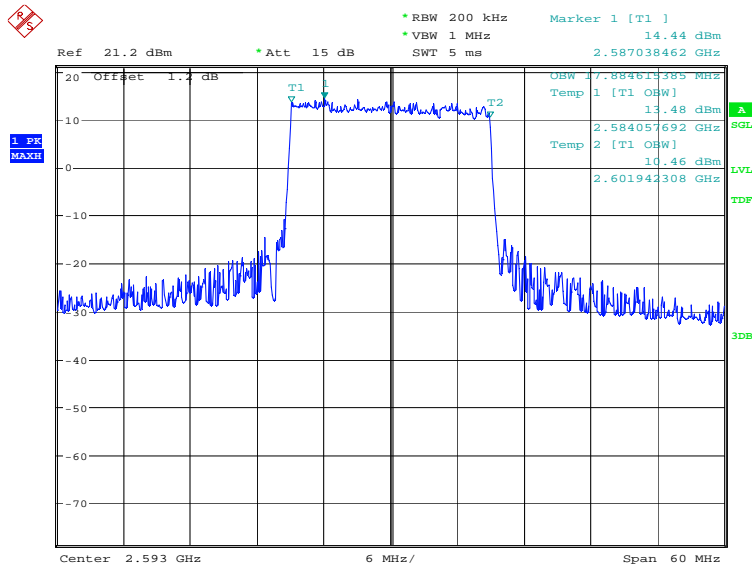
Frequency(MHz)	Occupied Bandwidth (99%) (kHz)	
	2593.0	QPSK
	17884.62	17884.62

LTE band 41 HPUE, 20MHz Bandwidth, QPSK (99% BW)



Date: 18.JUN.2020 14:14:57

LTE band 41 HPUE, 20MHz Bandwidth,16QAM (99% BW)

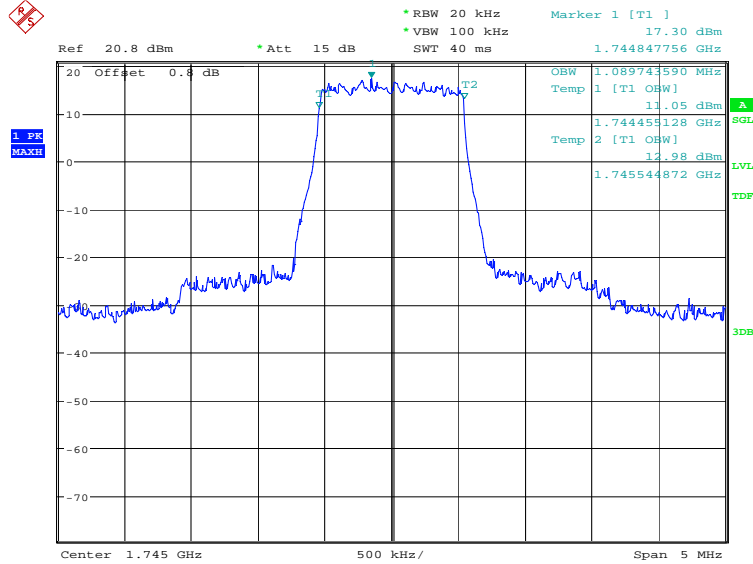


Date: 18.JUN.2020 14:15:35

LTE band 66, 1.4MHz (99%)

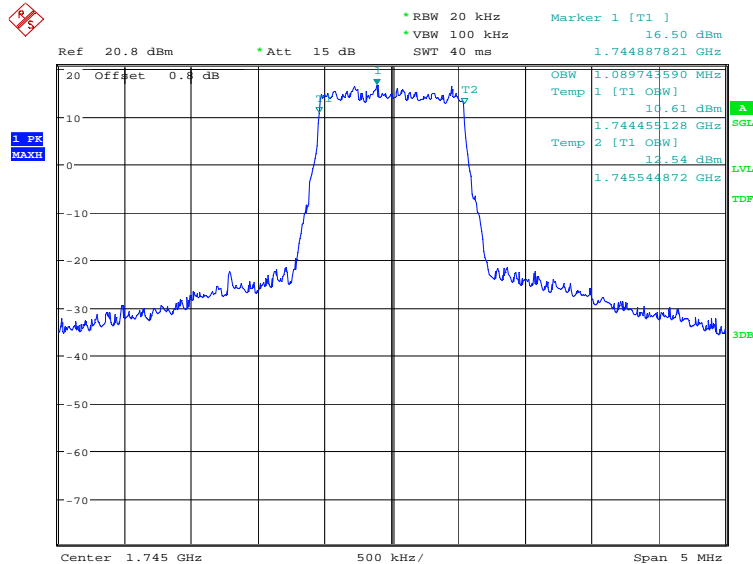
Frequency(MHz)	Occupied Bandwidth (99%) (kHz)	
1745.0	QPSK	16QAM
	1089.74	1089.74

LTE band 66, 1.4MHz Bandwidth, QPSK (99% BW)



Date: 18.JUN.2020 16:26:23

LTE band 66, 1.4MHz Bandwidth, 16QAM (99% BW)

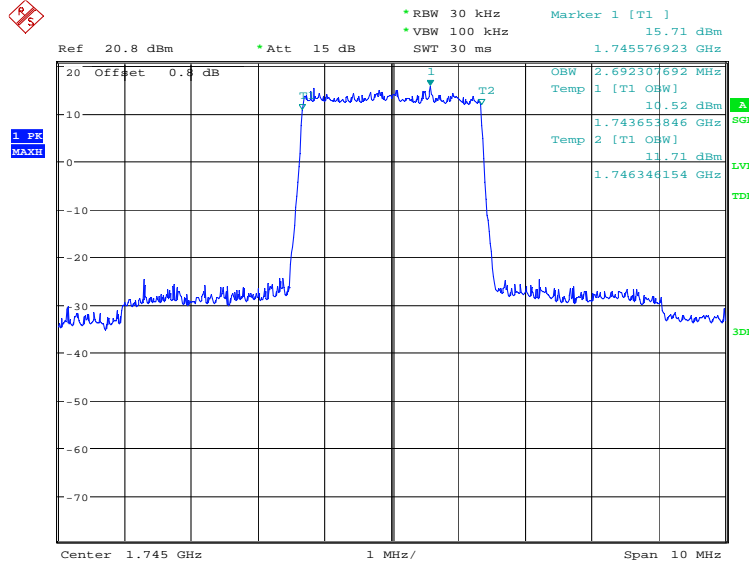


Date: 18.JUN.2020 16:27:01

LTE band 66, 3MHz (99%)

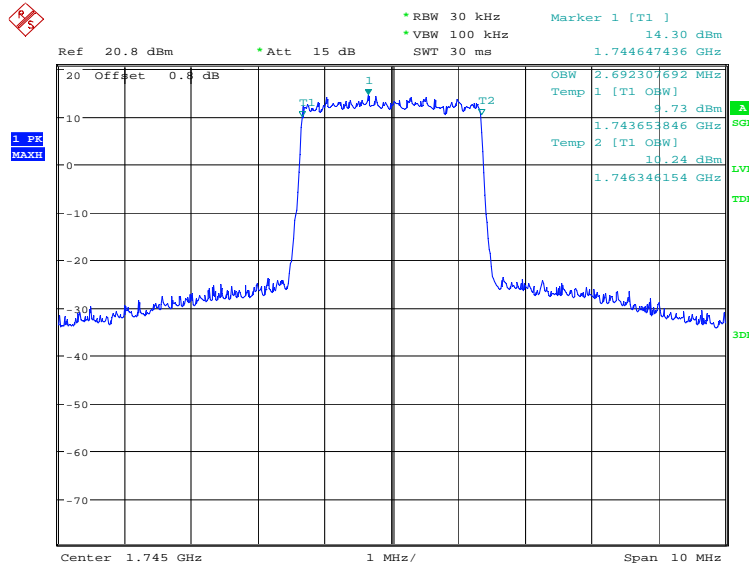
Frequency(MHz)	Occupied Bandwidth (99%) (kHz)	
1745.0	QPSK	16QAM
	2692.31	2692.31

LTE band 66, 3MHz Bandwidth, QPSK (99% BW)



Date: 18.JUN.2020 16:28:29

LTE band 66, 3MHz Bandwidth, 16QAM (99% BW)

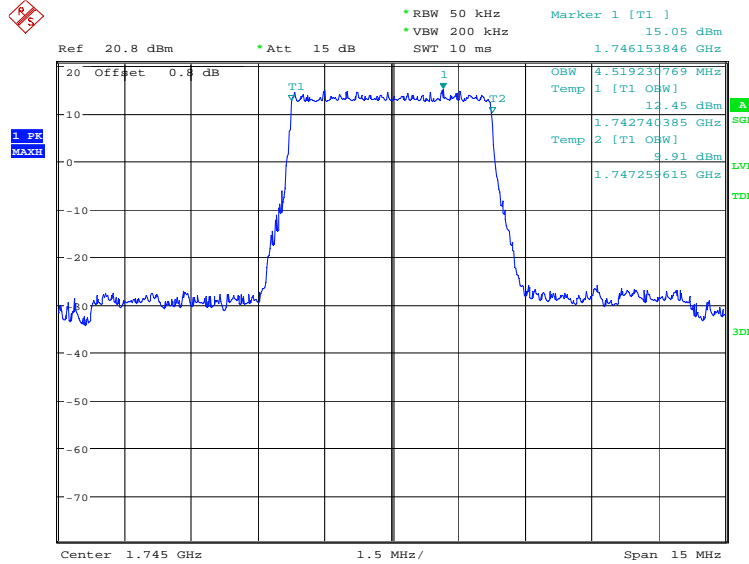


Date: 18.JUN.2020 16:29:08

LTE band 66, 5MHz (99%)

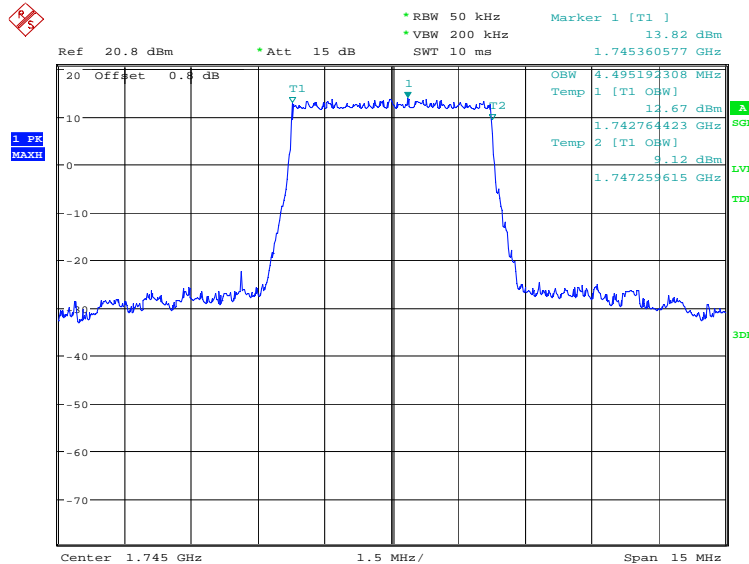
Frequency(MHz)	Occupied Bandwidth (99%) (kHz)	
1745.0	QPSK	16QAM
	4519.23	4495.19

LTE band 66, 5MHz Bandwidth, QPSK (99% BW)



Date: 18.JUN.2020 16:30:35

LTE band 66, 5MHz Bandwidth, 16QAM (99% BW)

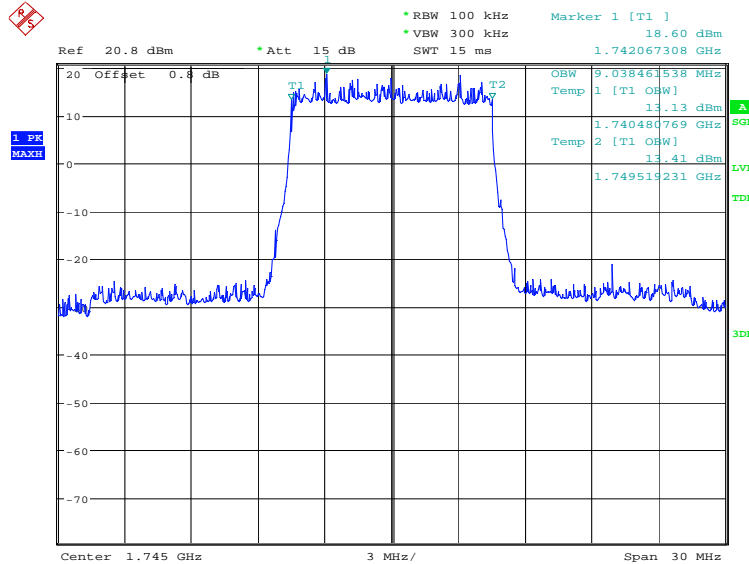


Date: 18.JUN.2020 16:31:14

LTE band 66, 10MHz (99%)

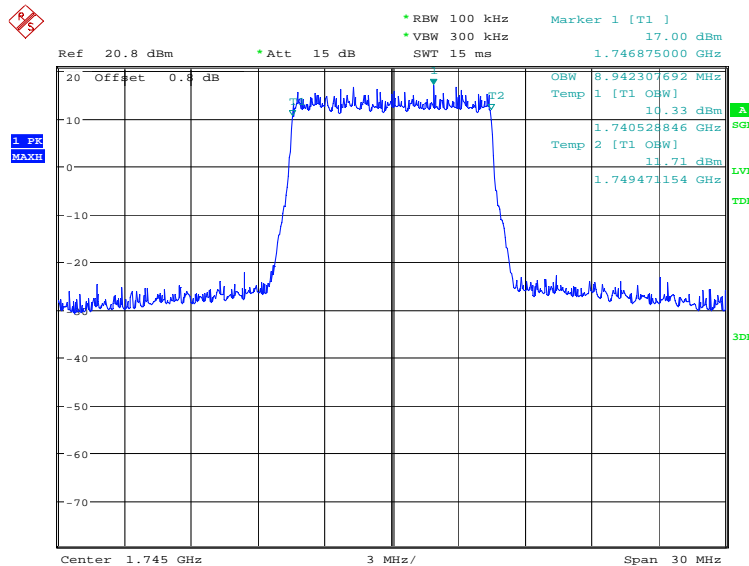
Frequency(MHz)	Occupied Bandwidth (99%) (kHz)	
1745.0	QPSK	16QAM
	9038.46	8942.31

LTE band 66, 10MHz Bandwidth, QPSK (99% BW)



Date: 18.JUN.2020 16:32:42

LTE band 66, 10MHz Bandwidth, 16QAM (99% BW)

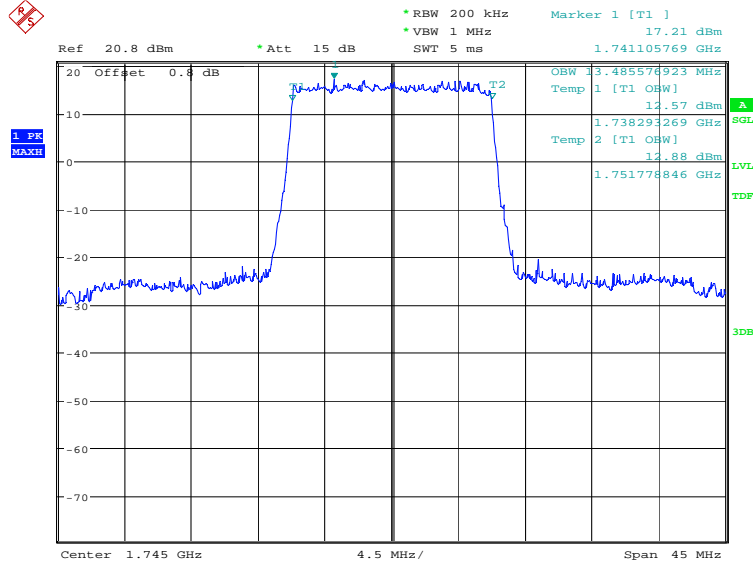


Date: 18.JUN.2020 16:33:21

LTE band 66, 15MHz (99%)

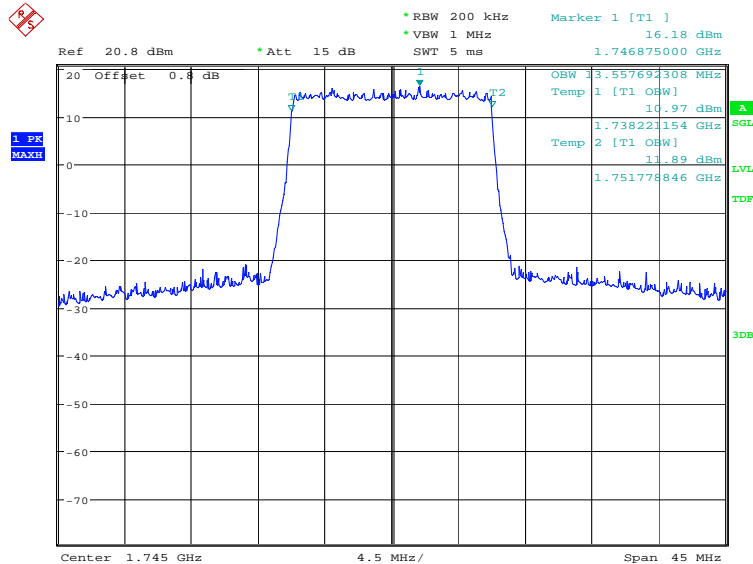
Frequency(MHz)	Occupied Bandwidth (99%) (kHz)	
1745.0	QPSK	16QAM
	13485.58	13557.69

LTE band 66, 15MHz Bandwidth, QPSK (99% BW)



Date: 18.JUN.2020 16:34:49

LTE band 66, 15MHz Bandwidth, 16QAM (99% BW)

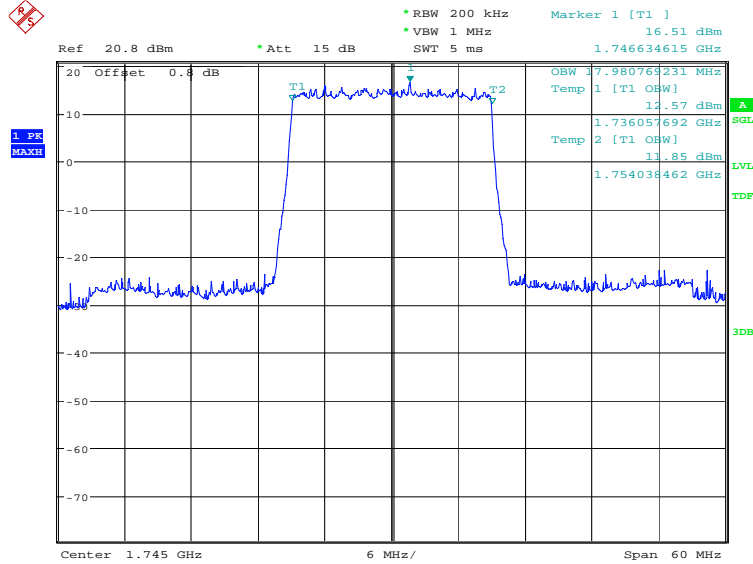


Date: 18.JUN.2020 16:35:27

LTE band 66, 20MHz (99%)

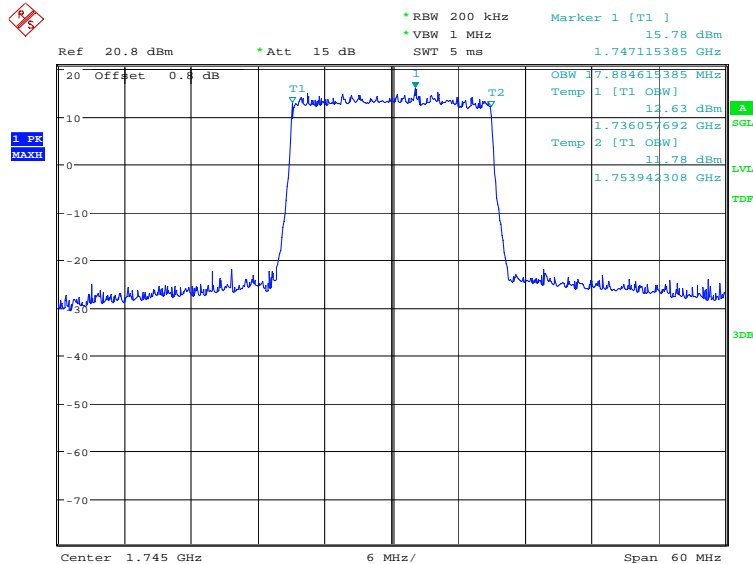
Frequency(MHz)	Occupied Bandwidth (99%) (kHz)	
1745.0	QPSK	16QAM
	17980.77	17884.62

LTE band 66, 20MHz Bandwidth, QPSK (99% BW)



Date: 18.JUN.2020 16:36:55

LTE band 66, 20MHz Bandwidth, 16QAM (99% BW)

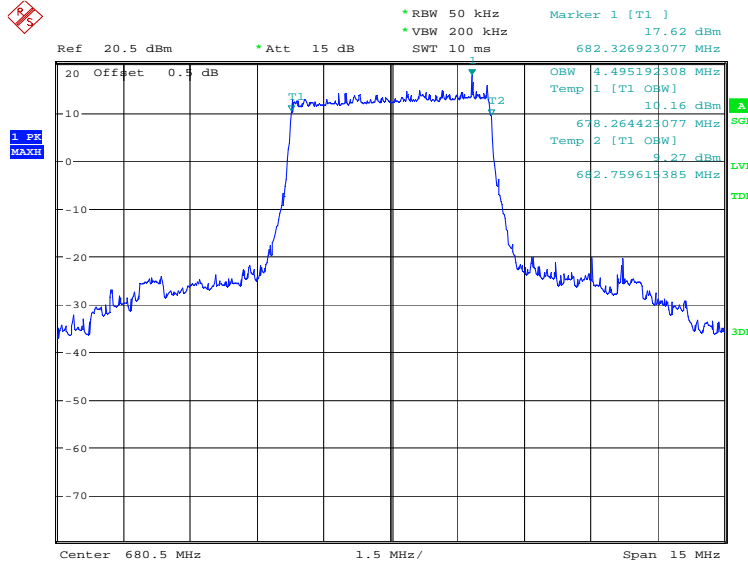


Date: 18.JUN.2020 16:37:34

LTE band 71, 5MHz (99%)

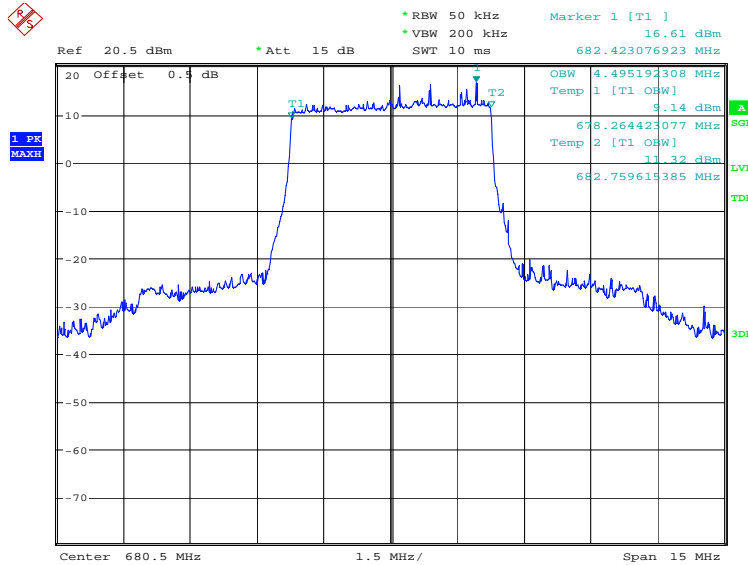
Frequency(MHz)	Occupied Bandwidth (99%) (kHz)	
680.5	QPSK	16QAM
	4495.19	4495.19

LTE band 71, 5MHz Bandwidth, QPSK (99% BW)



Date: 18.JUN.2020 15:34:23

LTE band 71, 5MHz Bandwidth, 16QAM (99% BW)

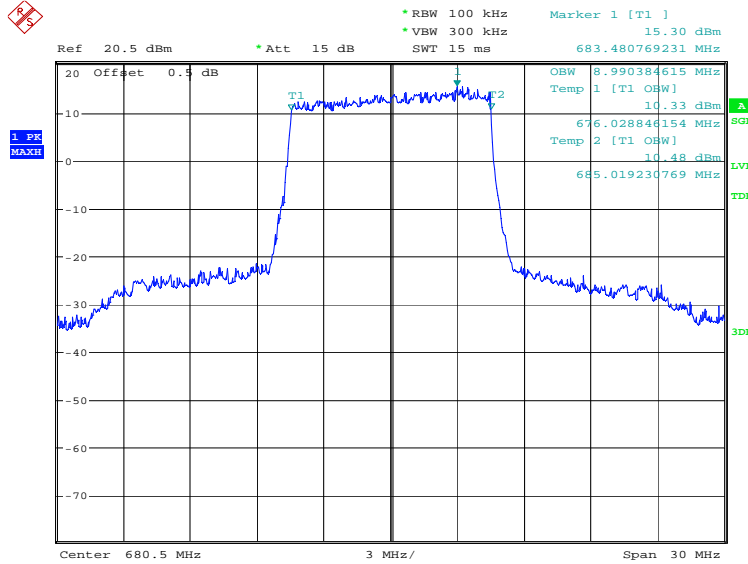


Date: 18.JUN.2020 15:35:01

LTE band 71, 10MHz (99%)

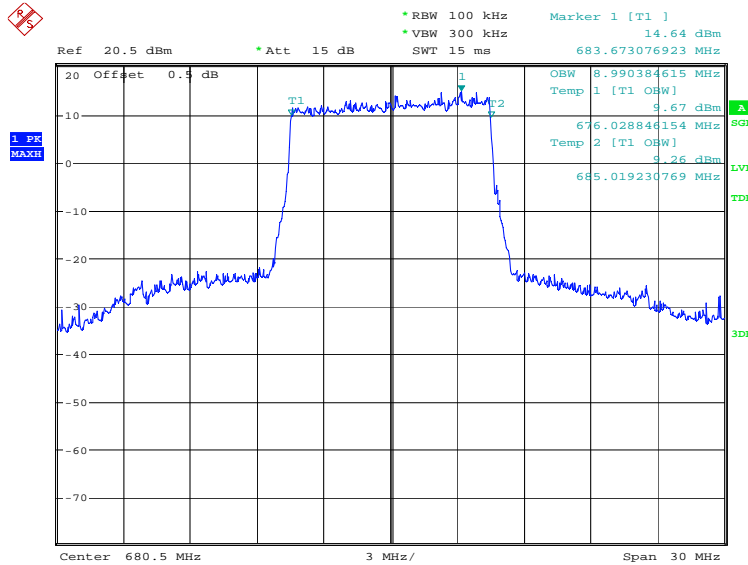
Frequency(MHz)	Occupied Bandwidth (99%) (kHz)	
680.5	QPSK	16QAM
	8990.38	8990.38

LTE band 71, 10MHz Bandwidth, QPSK (99% BW)



Date: 18.JUN.2020 15:36:29

LTE band 71, 10MHz Bandwidth, 16QAM (99% BW)

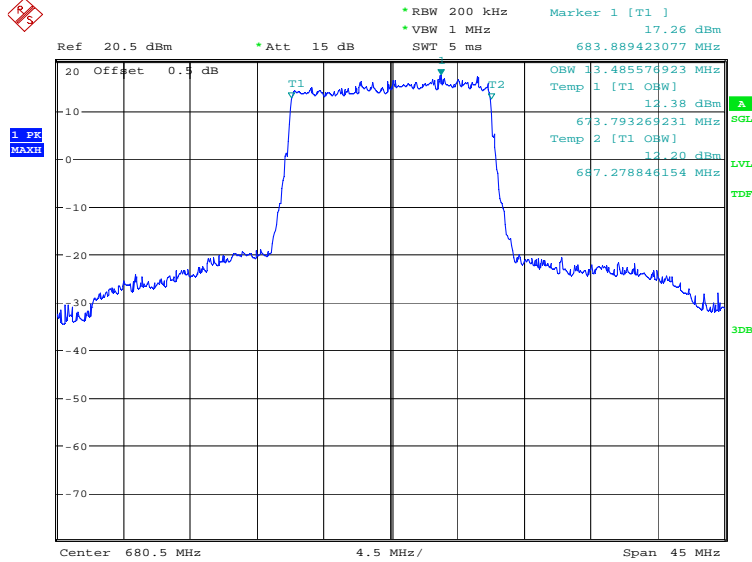


Date: 18.JUN.2020 15:37:07

LTE band 71, 15MHz (99%)

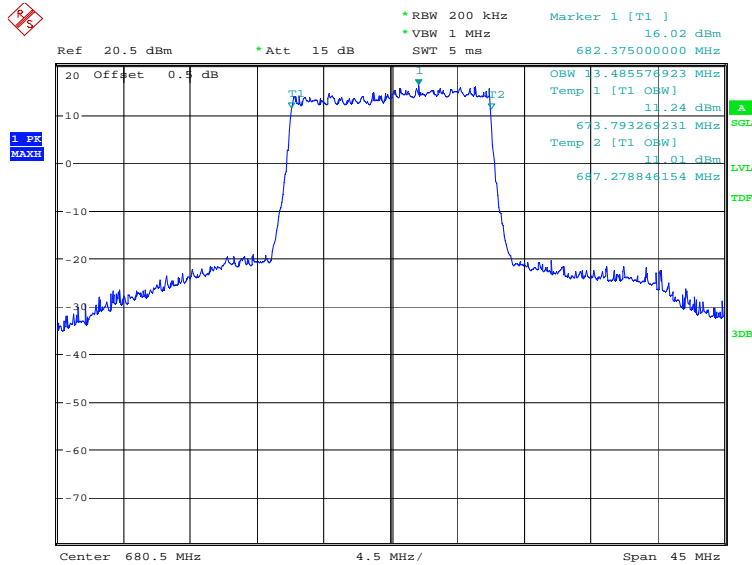
Frequency(MHz)	Occupied Bandwidth (99%) (kHz)	
680.5	QPSK	16QAM
	13485.58	13485.58

LTE band 71, 15MHz Bandwidth, QPSK (99% BW)



Date: 18.JUN.2020 15:38:35

LTE band 71, 15MHz Bandwidth, 16QAM (99% BW)

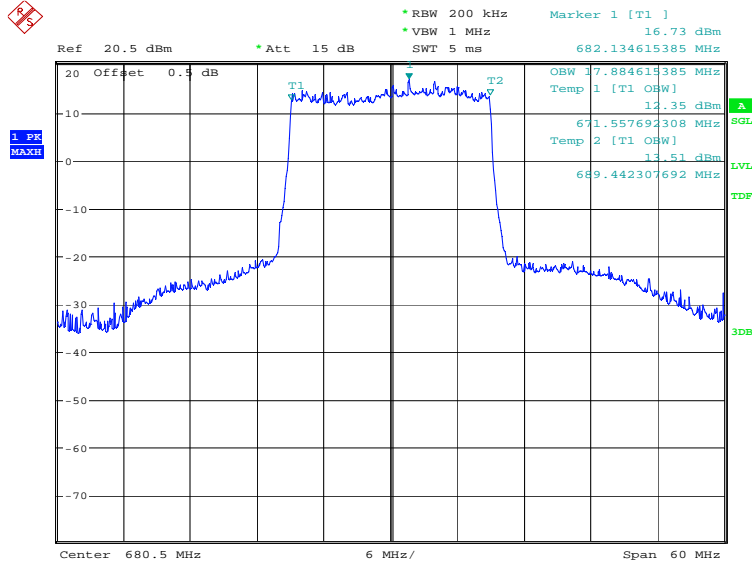


Date: 18.JUN.2020 15:39:13

LTE band 71, 20MHz (99%)

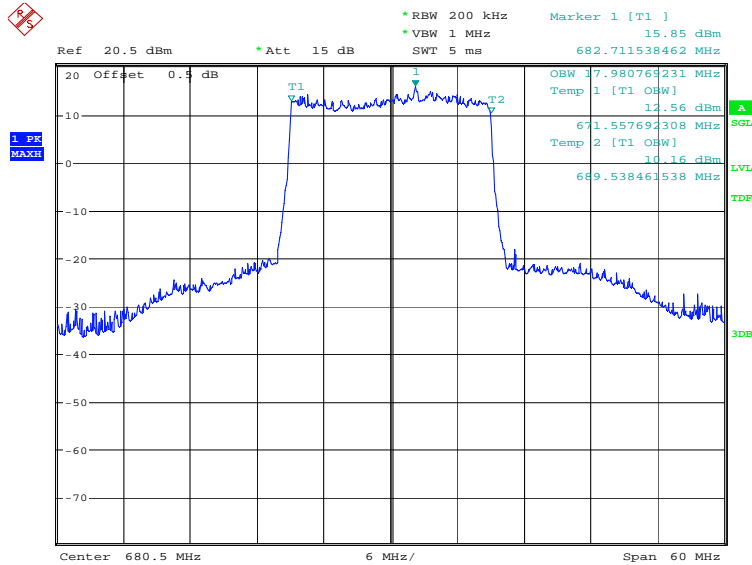
Frequency(MHz)	Occupied Bandwidth (99%) (kHz)	
680.5	QPSK	16QAM
	17884.62	17980.77

LTE band 71, 20MHz Bandwidth, QPSK (99% BW)



Date: 18.JUN.2020 15:40:41

LTE band 71, 20MHz Bandwidth, 16QAM (99% BW)



Date: 18.JUN.2020 15:41:19

A.5 Emission Bandwidth

The emission bandwidth is defined as the width of the signal between two points, one below the carrier center frequency and one above the carrier center frequency, outside of which all emissions are attenuated at least 26 dB below the transmitter power. Table below lists the measured -26dBc BW. Spectrum analyzer plots are included on the following pages.

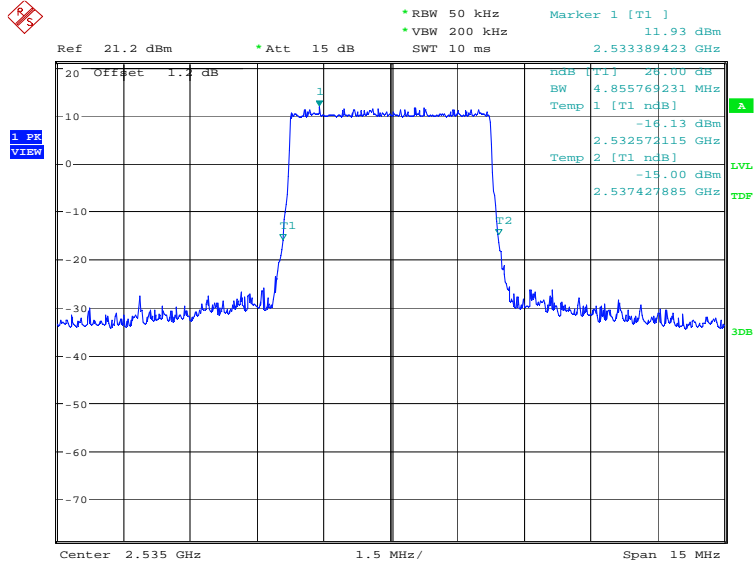
The measurement method is from ANSI C63.26:

- a) The spectrum analyzer center frequency is set to the nominal EUT channel center frequency. The span range for the spectrum analyzer shall be wide enough to see sufficient roll off of the signal to make the measurement.
- b) The nominal RBW shall be in the range of 1% to 5% of the anticipated OBW, and the VBW shall be set $\geq 3 \times$ RBW.
- c) Set the reference level of the instrument as required to prevent the signal amplitude from exceeding the maximum spectrum analyzer input mixer level for linear operation.
- d) The dynamic range of the spectrum analyzer at the selected RBW shall be more than 10 dB below the target “-X dB” requirement, i.e., if the requirement calls for measuring the -26 dB OBW, the spectrum analyzer noise floor at the selected RBW shall be at least 36 dB below the reference level.
- e) Set spectrum analyzer detection mode to peak, and the trace mode to max hold.

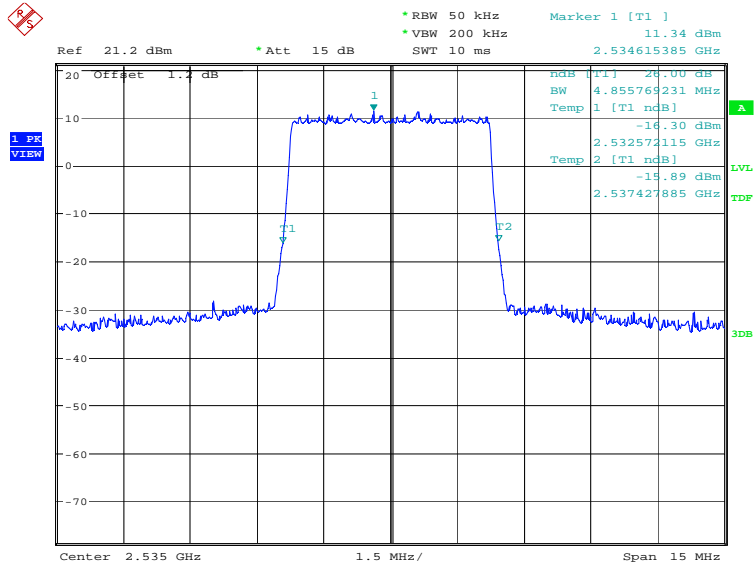
LTE band 7, 5MHz (-26dBc)

Frequency(MHz)	Occupied Bandwidth (-26dBc) (kHz)	
2535.0	QPSK	16QAM
	4855.77	4855.77

LTE band 7, 5MHz Bandwidth, QPSK (-26dBc BW)



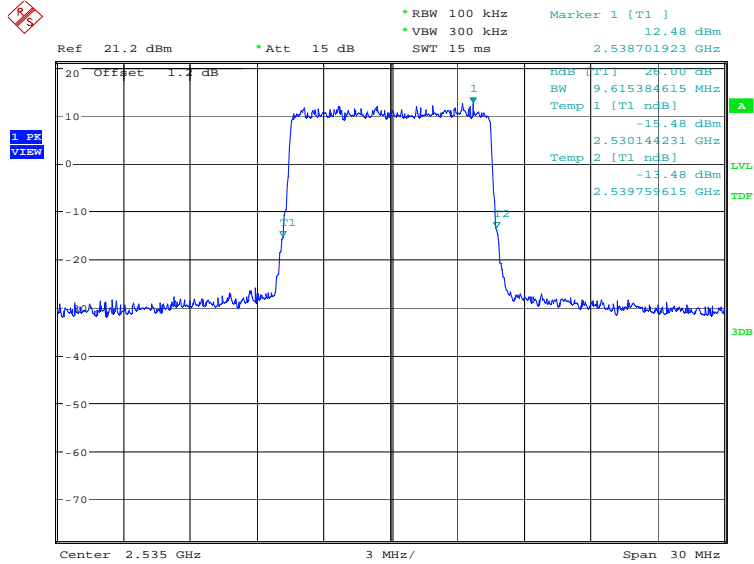
LTE band 7, 5MHz Bandwidth,16QAM (-26dBc BW)



LTE band 7, 10MHz (-26dBc)

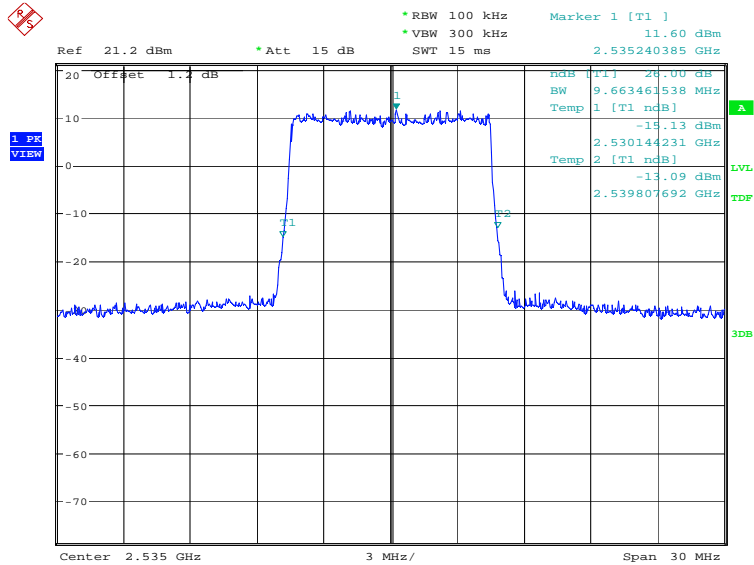
Frequency(MHz)	Occupied Bandwidth (-26dBc) (kHz)	
2535.0	QPSK	16QAM
	9615.38	9663.46

LTE band 7, 10MHz Bandwidth, QPSK (-26dBc BW)



Date: 18.JUN.2020 14:18:55

LTE band 7, 10MHz Bandwidth, 16QAM (-26dBc BW)

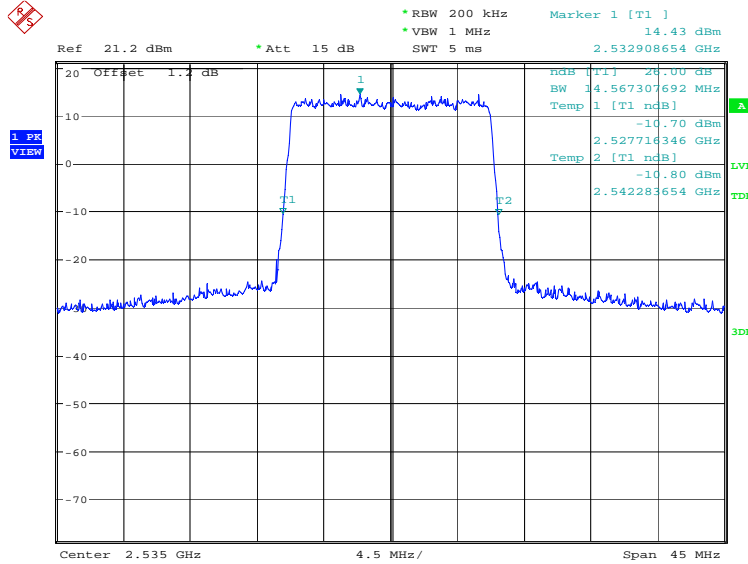


Date: 18.JUN.2020 14:19:34

LTE band 7, 15MHz (-26dBc)

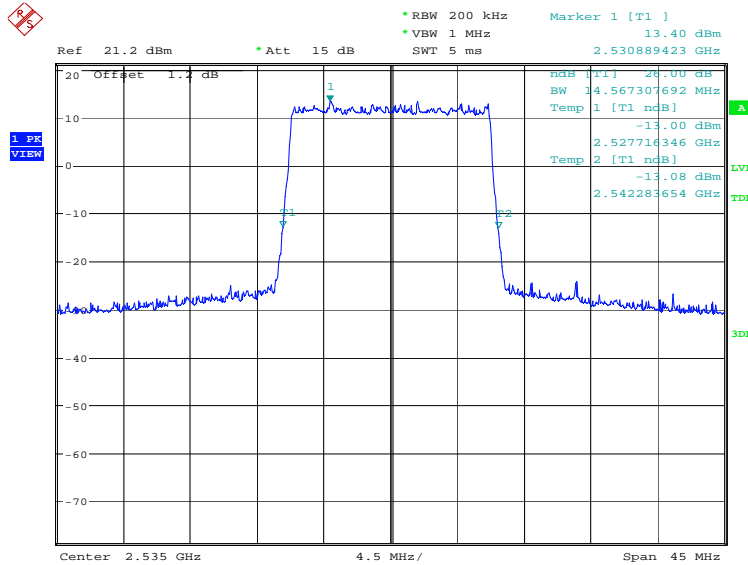
Frequency(MHz)	Occupied Bandwidth (-26dBc) (kHz)	
2535.0	QPSK	16QAM
	14567.31	14567.31

LTE band 7, 15MHz Bandwidth, QPSK (-26dBc BW)



Date: 18.JUN.2020 14:21:02

LTE band 7, 15MHz Bandwidth, 16QAM (-26dBc BW)

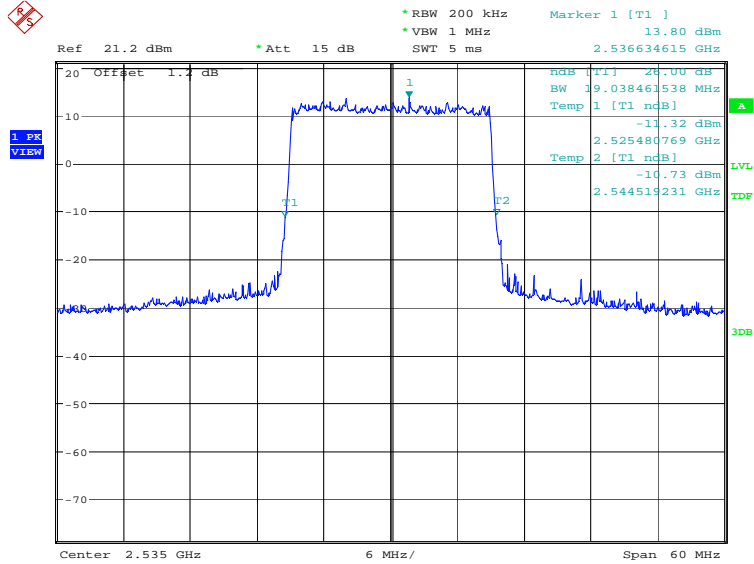


Date: 18.JUN.2020 14:21:41

LTE band 7, 20MHz (-26dBc)

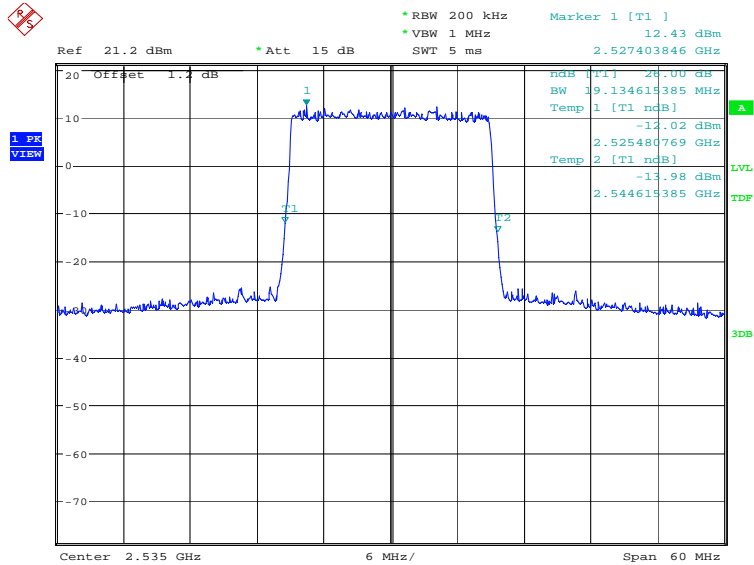
Frequency(MHz)	Occupied Bandwidth (-26dBc) (kHz)	
2535.0	QPSK	16QAM
	19038.46	19134.62

LTE band 7, 20MHz Bandwidth, QPSK (-26dBc BW)



Date: 18.JUN.2020 14:23:09

LTE band 7, 20MHz Bandwidth, 16QAM (-26dBc BW)

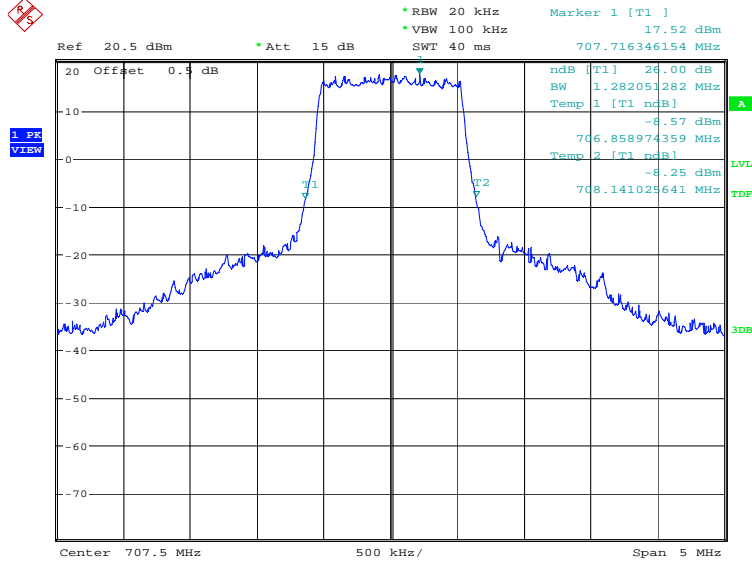


Date: 18.JUN.2020 14:23:48

LTE band 12, 1.4MHz (-26dBc)

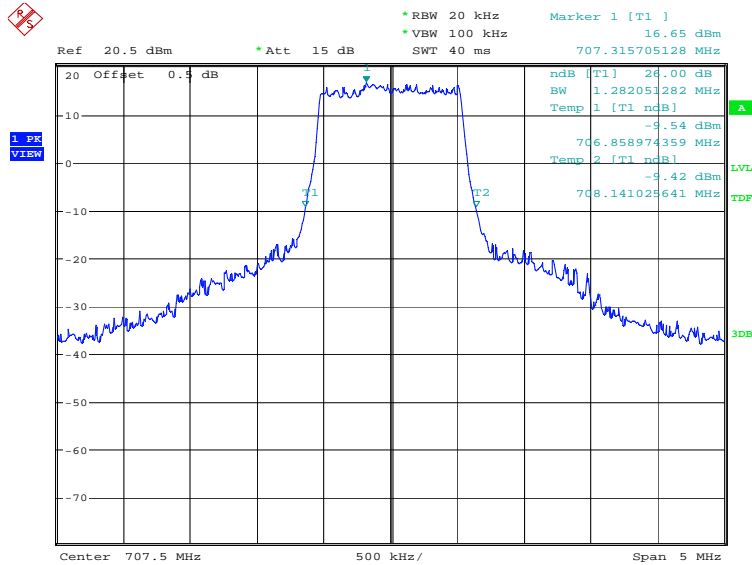
Frequency(MHz)	Occupied Bandwidth (-26dBc) (kHz)	
707.5	QPSK	16QAM
	1282.05	1282.05

LTE band 12, 1.4MHz Bandwidth, QPSK (-26dBc BW)



Date: 18.JUN.2020 16:47:37

LTE band 12, 1.4MHz Bandwidth, 16QAM (-26dBc BW)

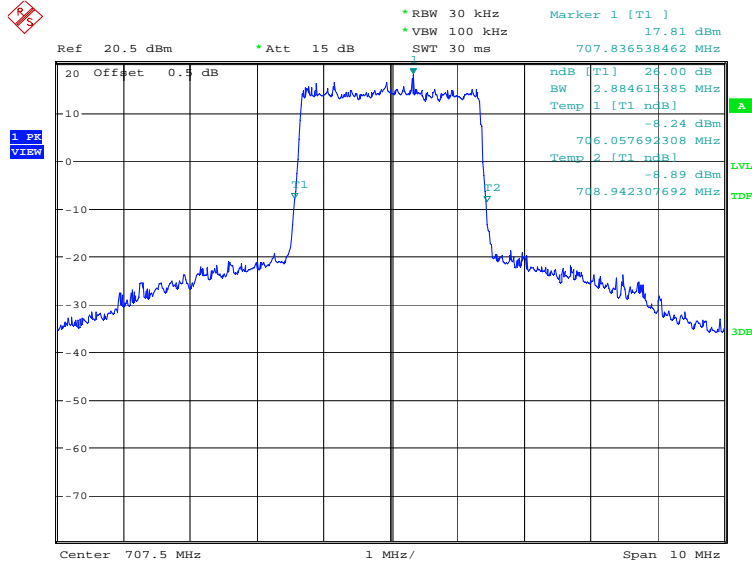


Date: 18.JUN.2020 16:48:16

LTE band 12, 3MHz (-26dBc)

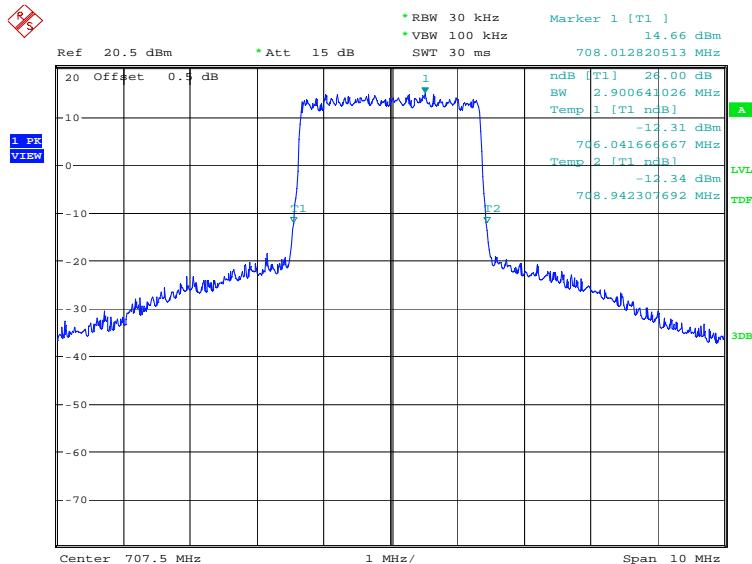
Frequency(MHz)	Occupied Bandwidth (-26dBc) (kHz)	
707.5	QPSK	16QAM
	2884.62	2900.64

LTE band 12, 3MHz Bandwidth, QPSK (-26dBc BW)



Date: 18.JUN.2020 16:49:44

LTE band 12, 3MHz Bandwidth, 16QAM (-26dBc BW)

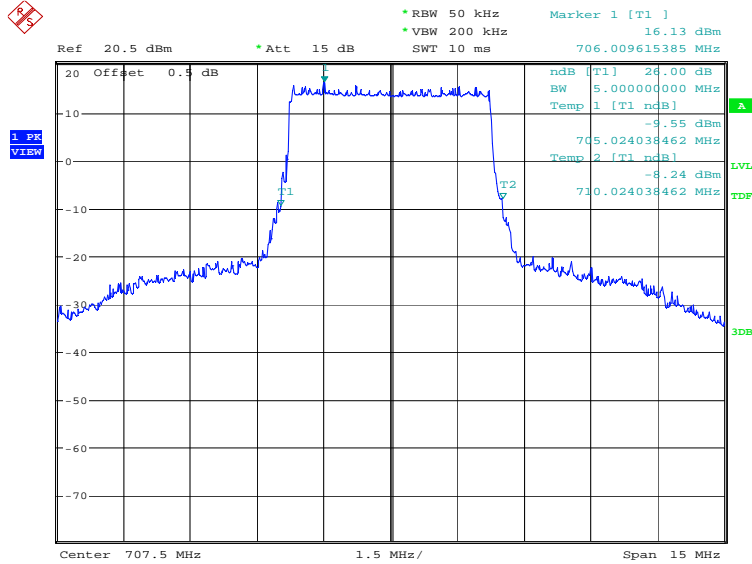


Date: 18.JUN.2020 16:50:23

LTE band 12, 5MHz (-26dBc)

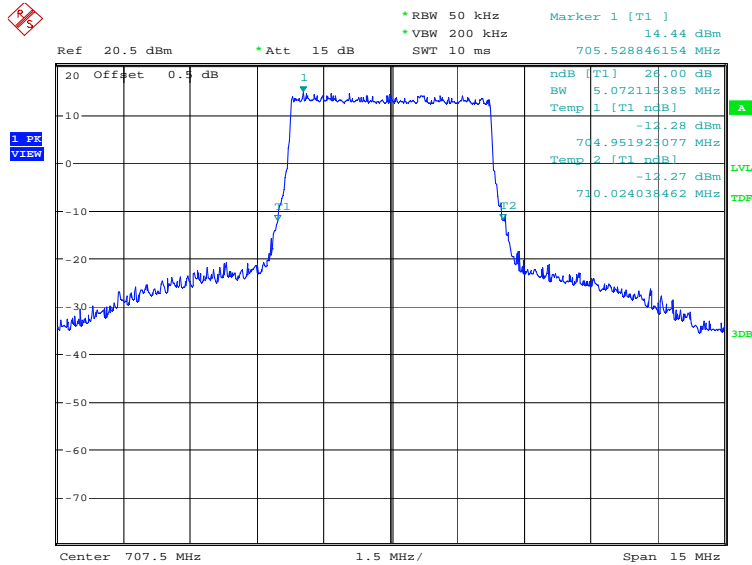
Frequency(MHz)	Occupied Bandwidth (-26dBc) (kHz)	
707.5	QPSK	16QAM
	5000.00	5072.12

LTE band 12, 5MHz Bandwidth, QPSK (-26dBc BW)



Date: 18.JUN.2020 16:51:52

LTE band 12, 5MHz Bandwidth, 16QAM (-26dBc BW)

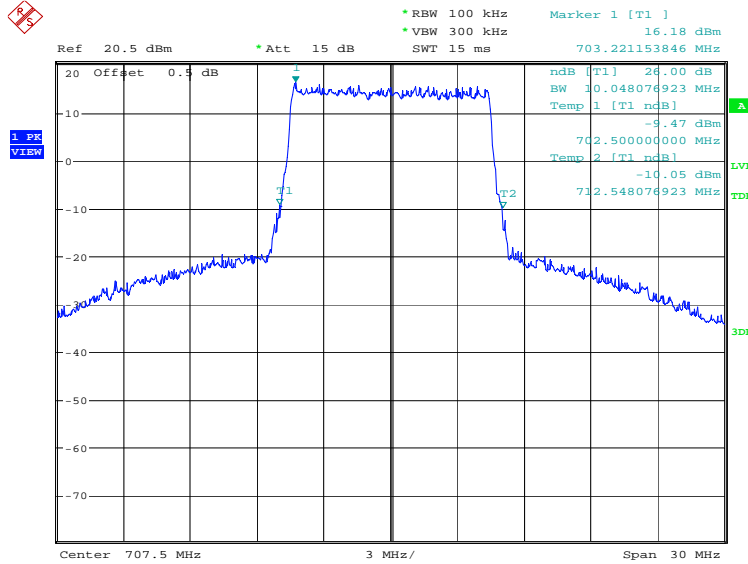


Date: 18.JUN.2020 16:52:31

LTE band 12, 10MHz (-26dBc)

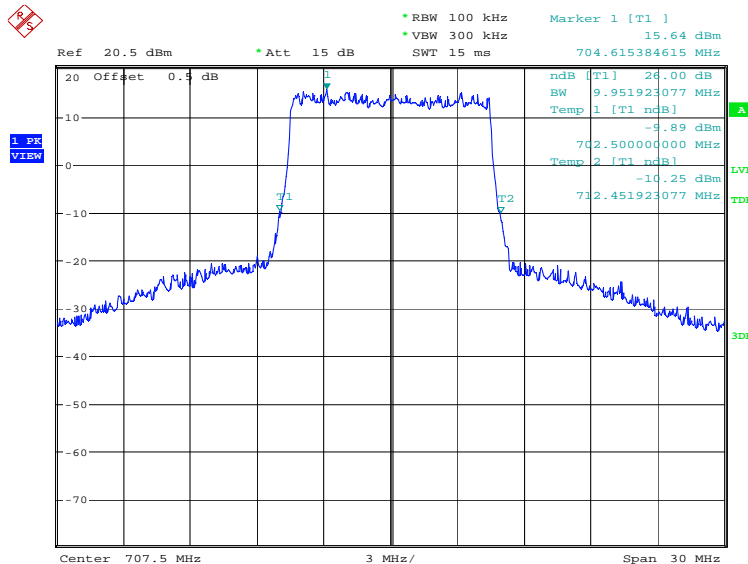
Frequency(MHz)	Occupied Bandwidth (-26dBc) (kHz)	
707.5	QPSK	16QAM
	10048.08	9951.92

LTE band 12, 10MHz Bandwidth, QPSK (-26dBc BW)



Date: 18.JUN.2020 16:53:59

LTE band 12, 10MHz Bandwidth, 16QAM (-26dBc BW)

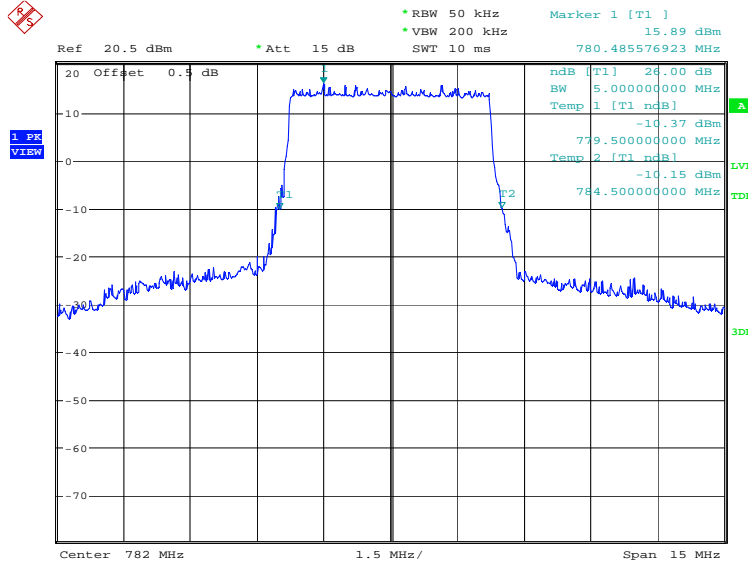


Date: 18.JUN.2020 16:54:38

LTE band 13, 5MHz (-26dBc)

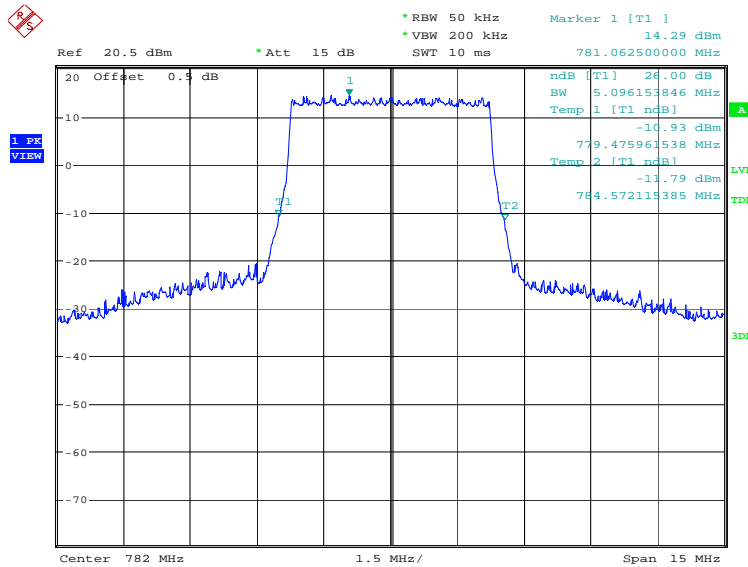
Frequency(MHz)	Occupied Bandwidth (-26dBc) (kHz)	
782.0	QPSK	16QAM
	5000.00	5096.15

LTE band 13, 5MHz Bandwidth, QPSK (-26dBc BW)



Date: 18.JUN.2020 16:56:08

LTE band 13, 5MHz Bandwidth, 16QAM (-26dBc BW)

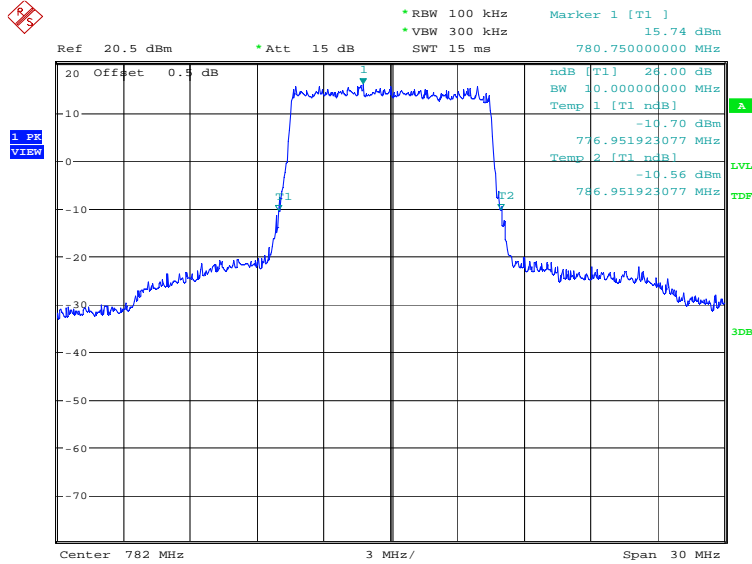


Date: 18.JUN.2020 16:56:47

LTE band 13, 10MHz (-26dBc)

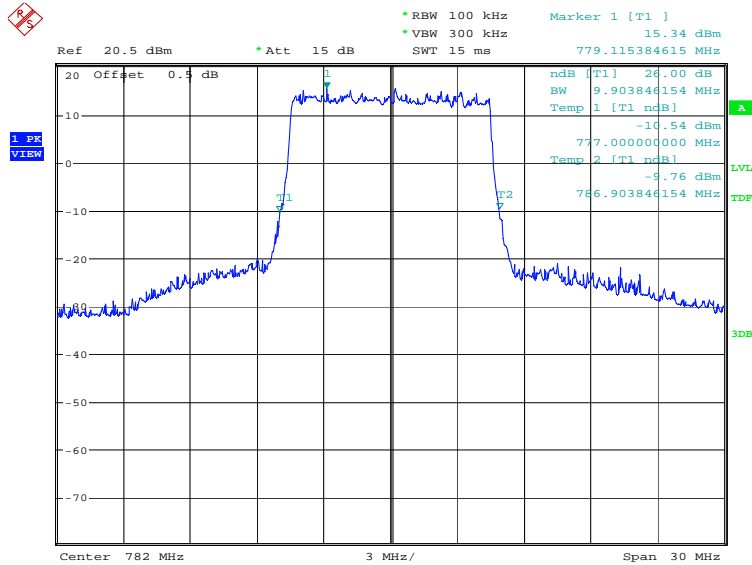
Frequency(MHz)	Occupied Bandwidth (-26dBc) (kHz)	
782.0	QPSK	16QAM
	10000.00	9903.85

LTE band 13, 10MHz Bandwidth, QPSK (-26dBc BW)



Date: 18.JUN.2020 16:58:16

LTE band 13, 10MHz Bandwidth, 16QAM (-26dBc BW)

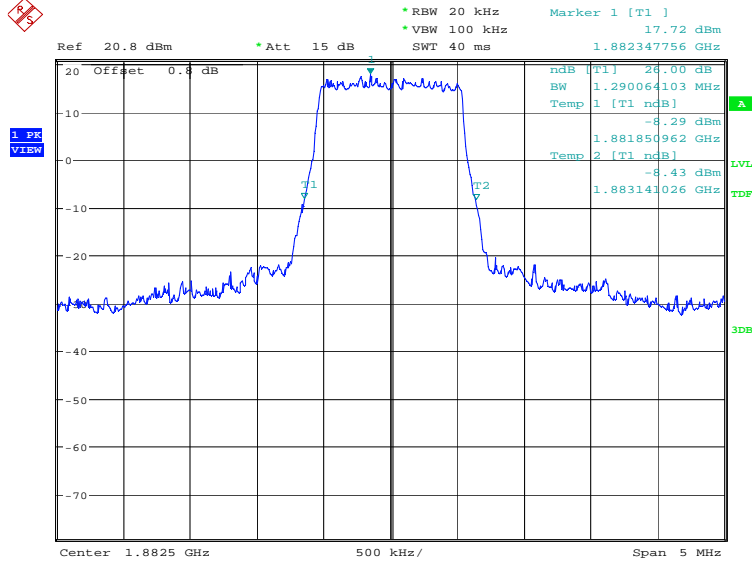


Date: 18.JUN.2020 16:58:55

LTE band 25, 1.4MHz (-26dBc)

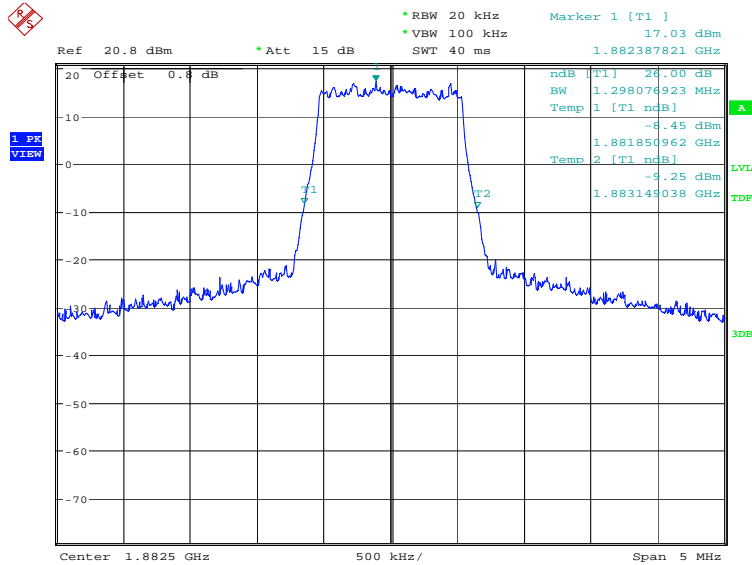
Frequency(MHz)	Occupied Bandwidth (-26dBc) (kHz)	
	1882.5	QPSK
1290.06		1298.08

LTE band 25, 1.4MHz Bandwidth, QPSK (-26dBc BW)



Date: 18.JUN.2020 17:00:25

LTE band 25, 1.4MHz Bandwidth, 16QAM (-26dBc BW)

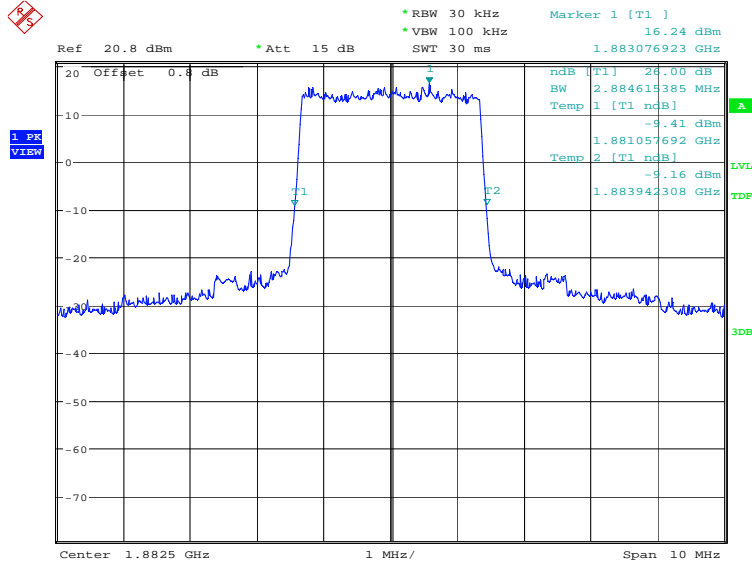


Date: 18.JUN.2020 17:01:04

LTE band 25, 3MHz (-26dBc)

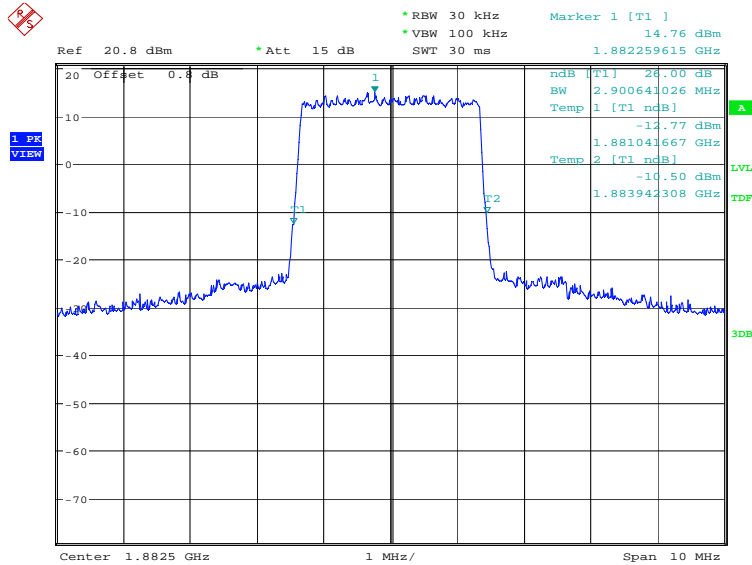
Frequency(MHz)	Occupied Bandwidth (-26dBc) (kHz)	
1882.5	QPSK	16QAM
	2884.62	2900.64

LTE band 25, 3MHz Bandwidth, QPSK (-26dBc BW)



Date: 18.JUN.2020 17:02:32

LTE band 25, 3MHz Bandwidth, 16QAM (-26dBc BW)

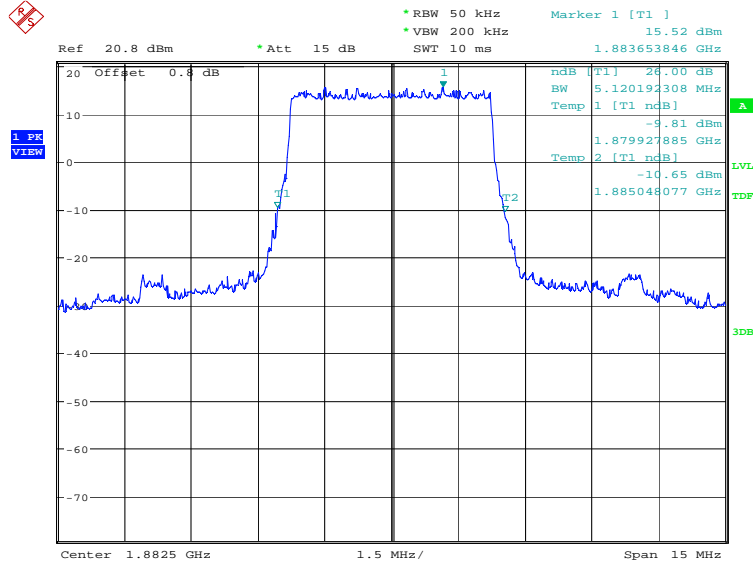


Date: 18.JUN.2020 17:03:12

LTE band 25, 5MHz (-26dBc)

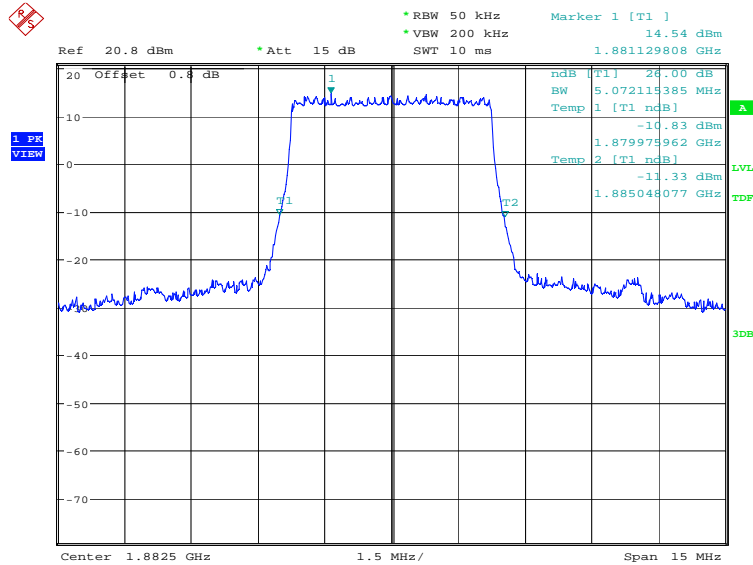
Frequency(MHz)	Occupied Bandwidth (-26dBc) (kHz)	
1882.5	QPSK	16QAM
	5120.19	5072.12

LTE band 25, 5MHz Bandwidth, QPSK (-26dBc BW)



Date: 18.JUN.2020 17:04:40

LTE band 25, 5MHz Bandwidth, 16QAM (-26dBc BW)

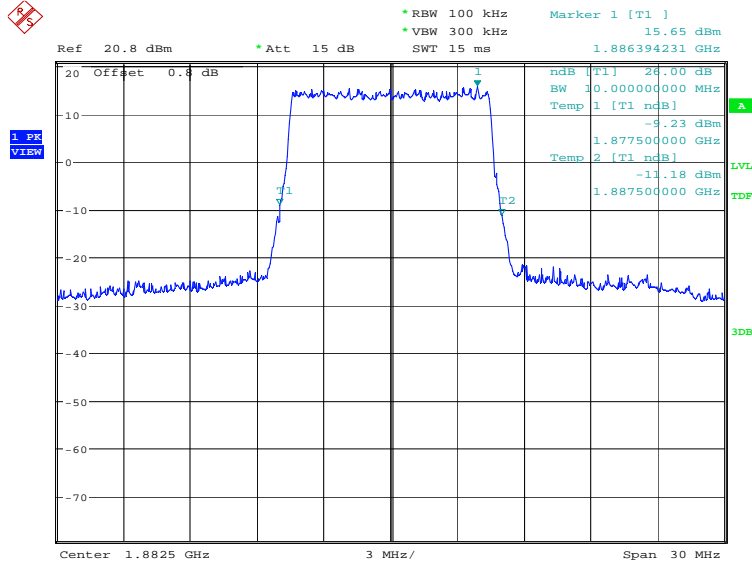


Date: 18.JUN.2020 17:05:19

LTE band 25, 10MHz (-26dBc)

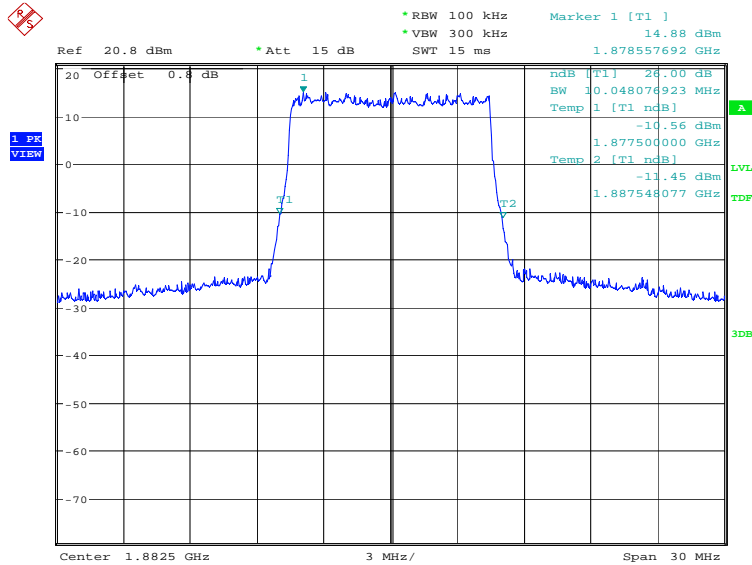
Frequency(MHz)	Occupied Bandwidth (-26dBc) (kHz)	
1882.5	QPSK	16QAM
	10000.00	10048.08

LTE band 25, 10MHz Bandwidth, QPSK (-26dBc BW)



Date: 18.JUN.2020 17:06:48

LTE band 25, 10MHz Bandwidth, 16QAM (-26dBc BW)

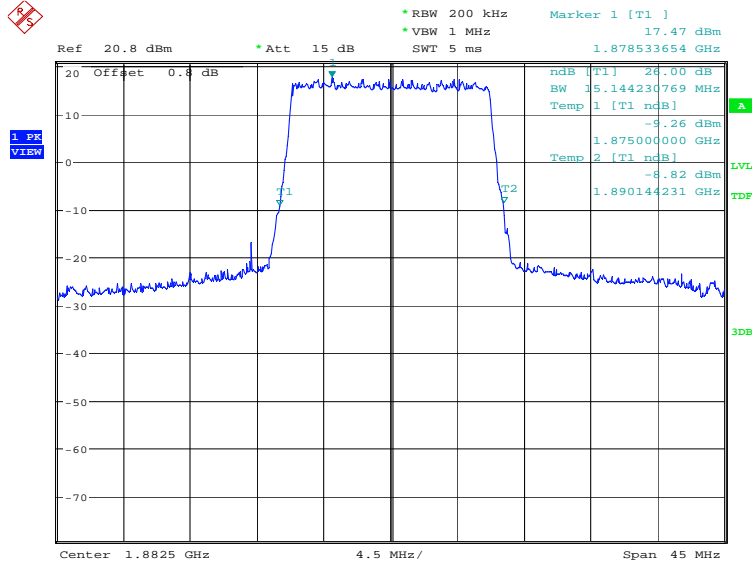


Date: 18.JUN.2020 17:07:27

LTE band 25, 15MHz (-26dBc)

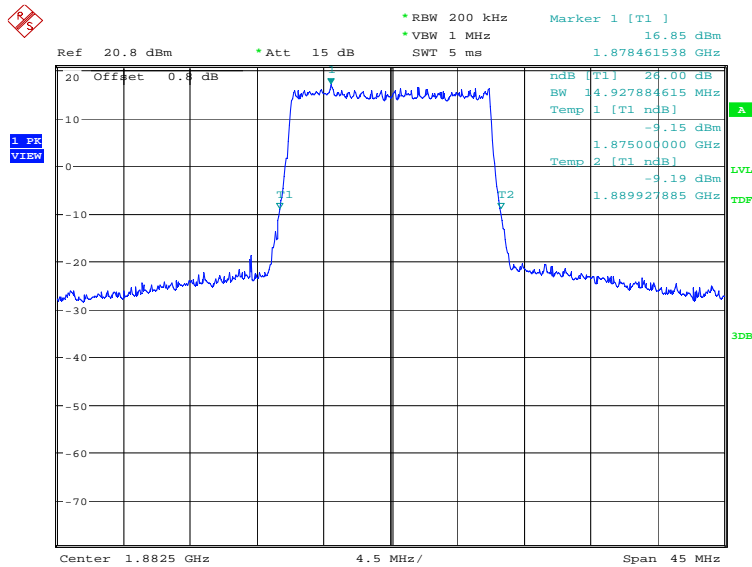
Frequency(MHz)	Occupied Bandwidth (-26dBc) (kHz)	
	1882.5	QPSK
	15144.23	14927.88

LTE band 25, 15MHz Bandwidth, QPSK (-26dBc BW)



Date: 18.JUN.2020 17:08:56

LTE band 25, 15MHz Bandwidth, 16QAM (-26dBc BW)

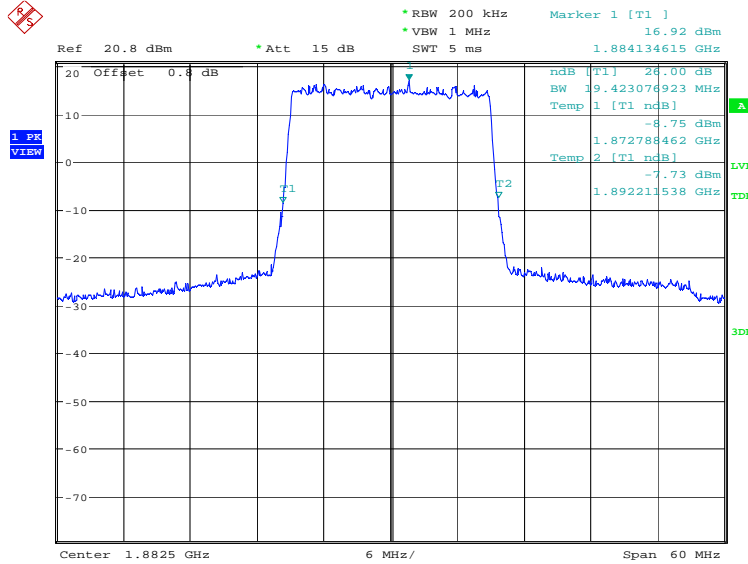


Date: 18.JUN.2020 17:09:35

LTE band 25, 20MHz (-26dBc)

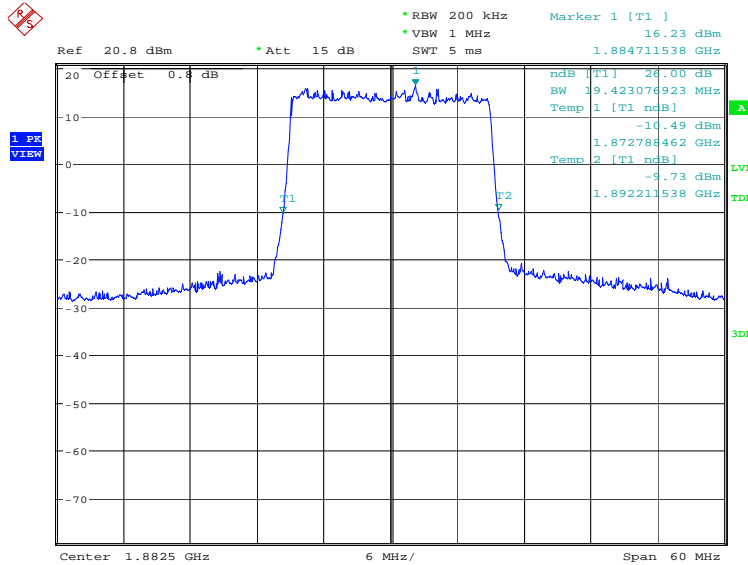
Frequency(MHz)	Occupied Bandwidth (-26dBc) (kHz)	
	1882.5	QPSK
19423.08		19423.08

LTE band 25, 20MHz Bandwidth, QPSK (-26dBc BW)



Date: 18.JUN.2020 17:11:04

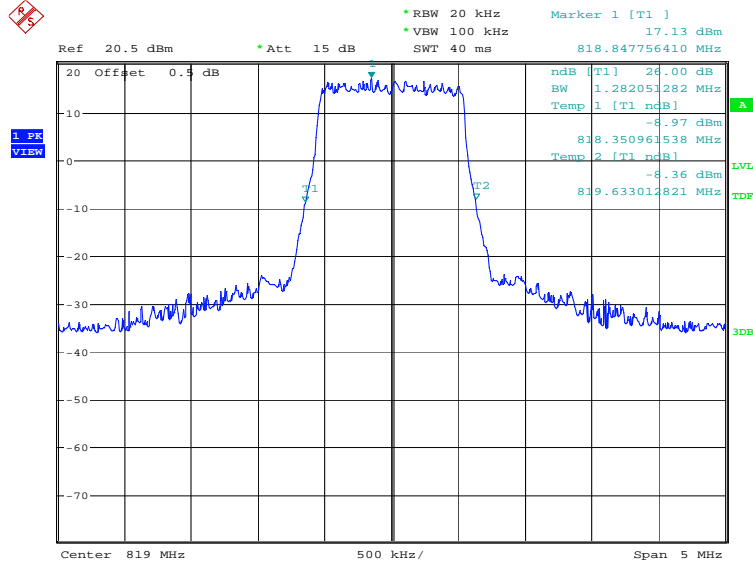
LTE band 25, 20MHz Bandwidth, 16QAM (-26dBc BW)



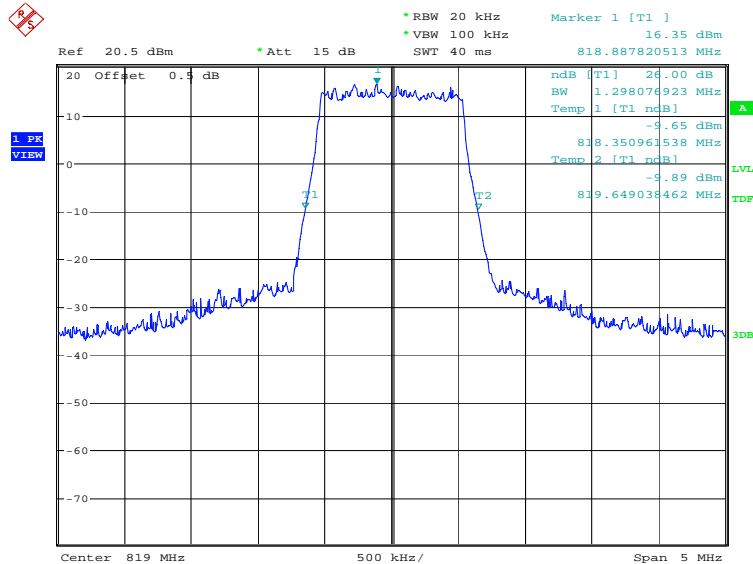
Date: 18.JUN.2020 17:11:43

LTE band 26(814MHz~824MHz), 1.4MHz (-26dBc)

Frequency(MHz)	Occupied Bandwidth (-26dBc) (kHz)	
	819.0	QPSK
1282.05		1298.08

LTE band 26(814MHz~824MHz), 1.4MHz Bandwidth, QPSK (-26dBc BW)


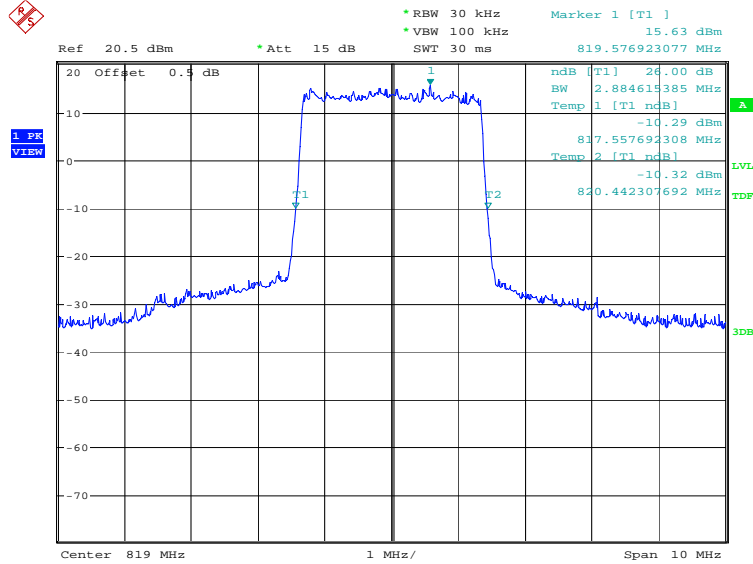
Date: 18.JUN.2020 17:23:44

LTE band 26(814MHz~824MHz), 1.4MHz Bandwidth, 16QAM (-26dBc BW)


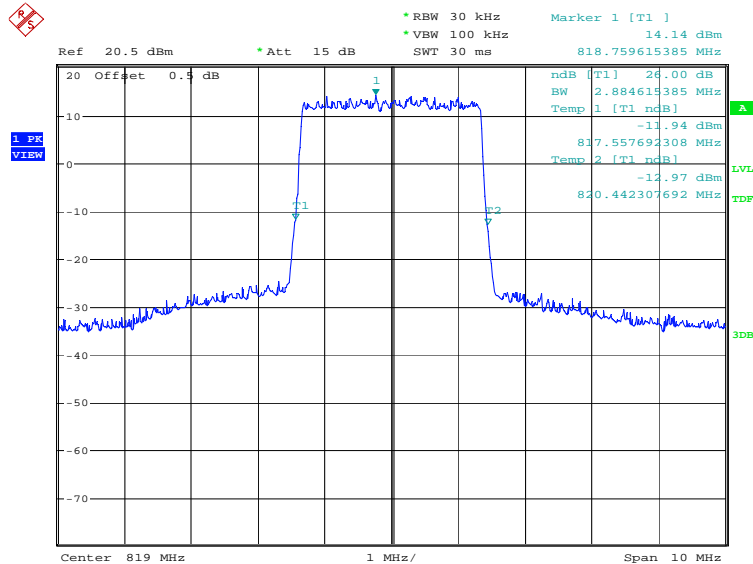
Date: 18.JUN.2020 17:24:23

LTE band 26(814MHz~824MHz), 3MHz (-26dBc)

Frequency(MHz)	Occupied Bandwidth (-26dBc) (kHz)	
819.0	QPSK	16QAM
	2884.62	2884.62

LTE band 26(814MHz~824MHz), 3MHz Bandwidth, QPSK (-26dBc BW)


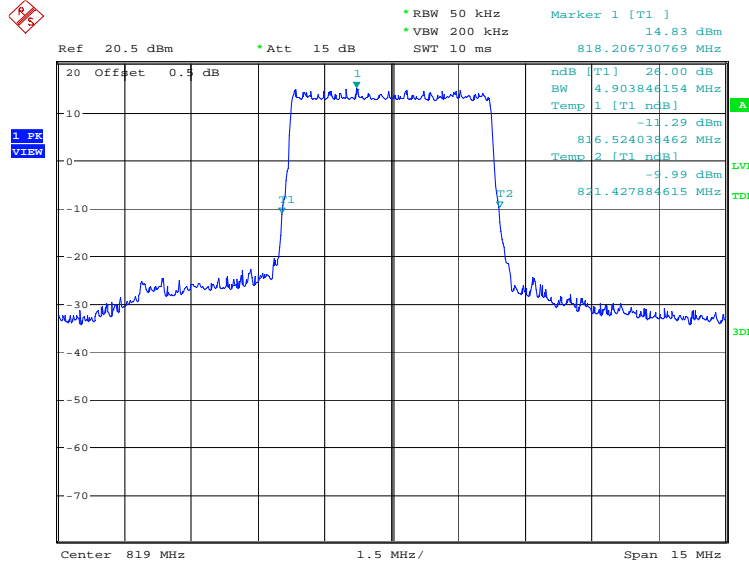
Date: 18.JUN.2020 17:25:52

LTE band 26(814MHz~824MHz), 3MHz Bandwidth, 16QAM (-26dBc BW)


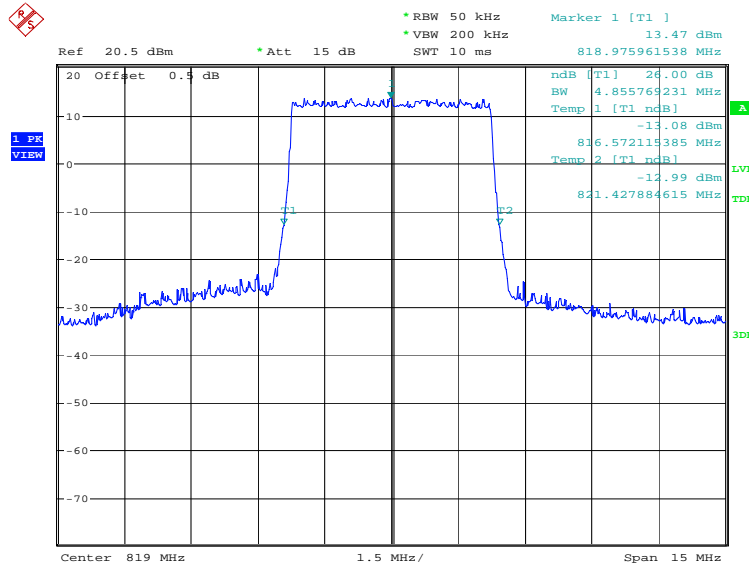
Date: 18.JUN.2020 17:26:31

LTE band 26(814MHz~824MHz), 5MHz (-26dBc)

Frequency(MHz)	Occupied Bandwidth (-26dBc) (kHz)	
819.0	QPSK	16QAM
	4903.85	4855.77

LTE band 26(814MHz~824MHz), 5MHz Bandwidth, QPSK (-26dBc BW)


Date: 18.JUN.2020 17:28:00

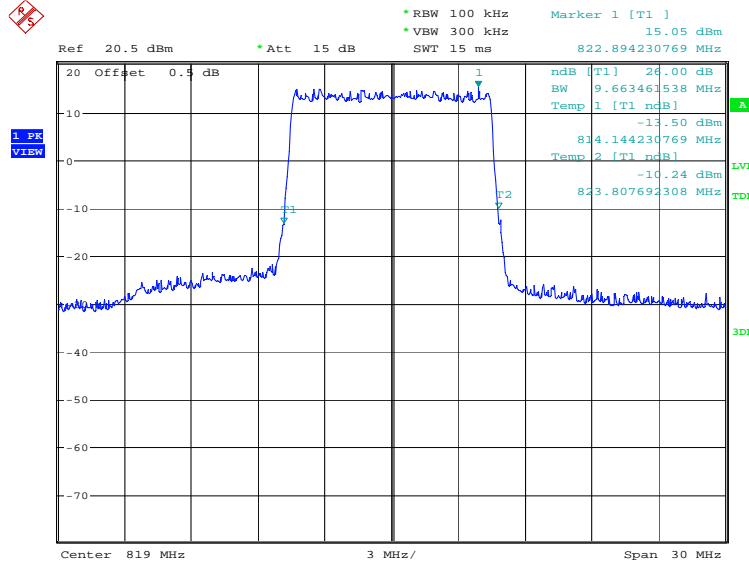
LTE band 26(814MHz~824MHz), 5MHz Bandwidth, 16QAM (-26dBc BW)


Date: 18.JUN.2020 17:28:39

LTE band 26(814MHz~824MHz), 10MHz (-26dBc)

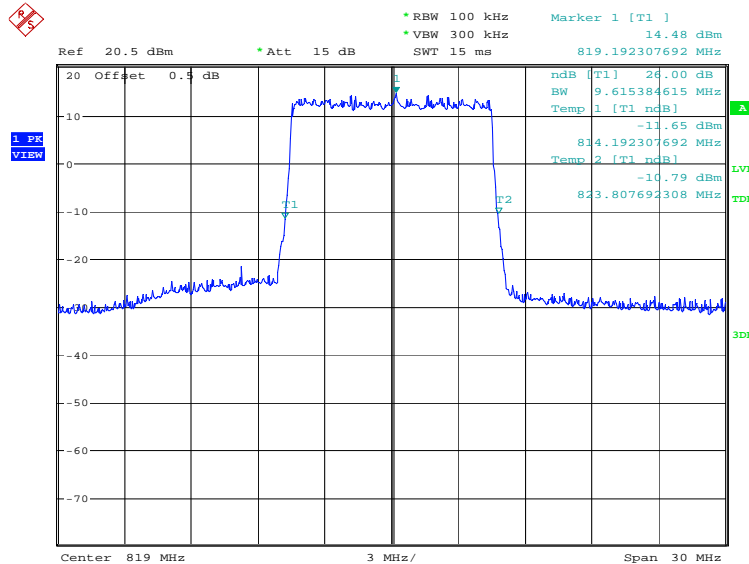
Frequency(MHz)	Occupied Bandwidth (-26dBc) (kHz)	
	819.0	QPSK
	9663.46	9615.38

LTE band 26(814MHz~824MHz), 10MHz Bandwidth, QPSK (-26dBc BW)



Date: 18.JUN.2020 17:30:08

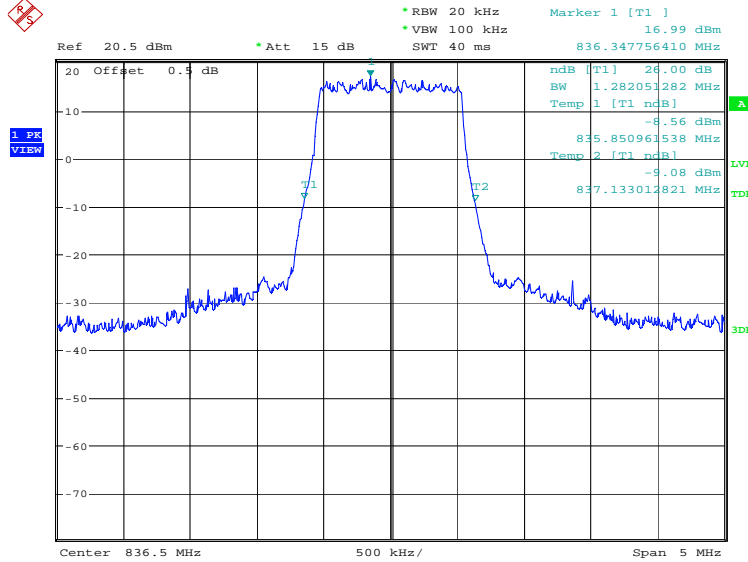
LTE band 26(814MHz~824MHz), 10MHz Bandwidth, 16QAM (-26dBc BW)



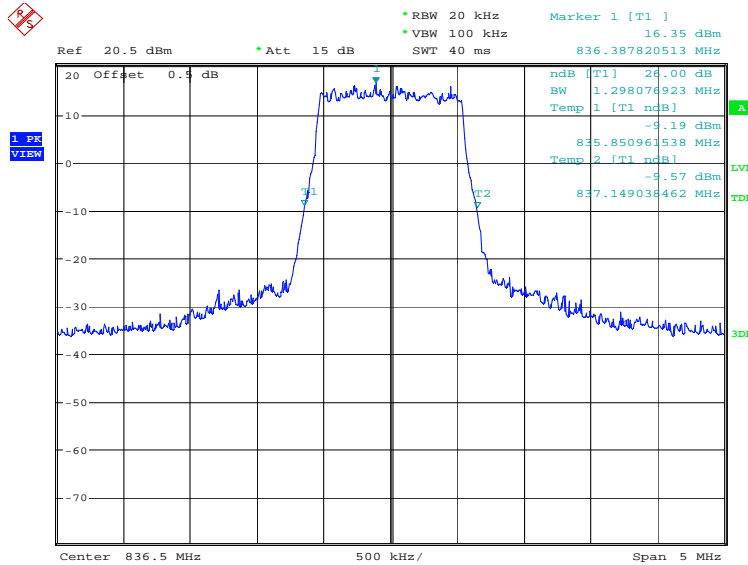
Date: 18.JUN.2020 17:30:47

LTE band 26(824MHz~849MHz), 1.4MHz (-26dBc)

Frequency(MHz)	Occupied Bandwidth (-26dBc) (kHz)	
836.5	QPSK	16QAM
	1282.05	1298.08

LTE band 26(824MHz~849MHz), 1.4MHz Bandwidth, QPSK (-26dBc BW)


Date: 18.JUN.2020 17:13:14

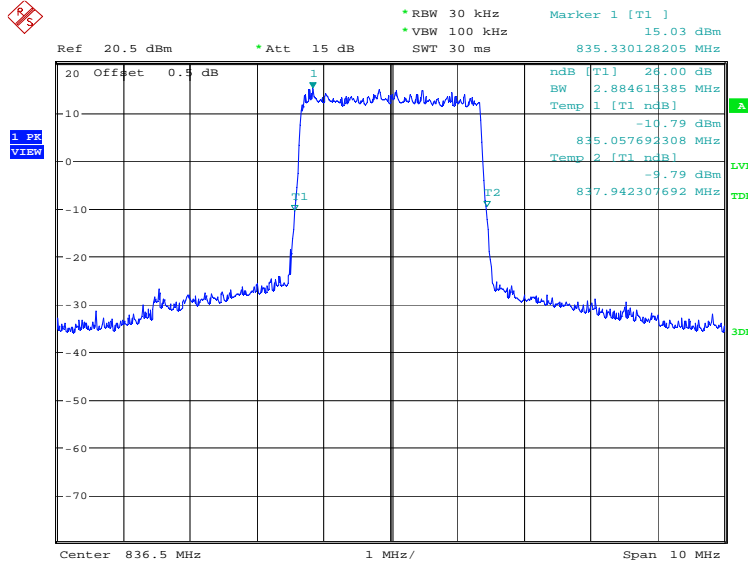
LTE band 26(824MHz~849MHz), 1.4MHz Bandwidth, 16QAM (-26dBc BW)


Date: 18.JUN.2020 17:13:53

LTE band 26(824MHz~849MHz), 3MHz (-26dBc)

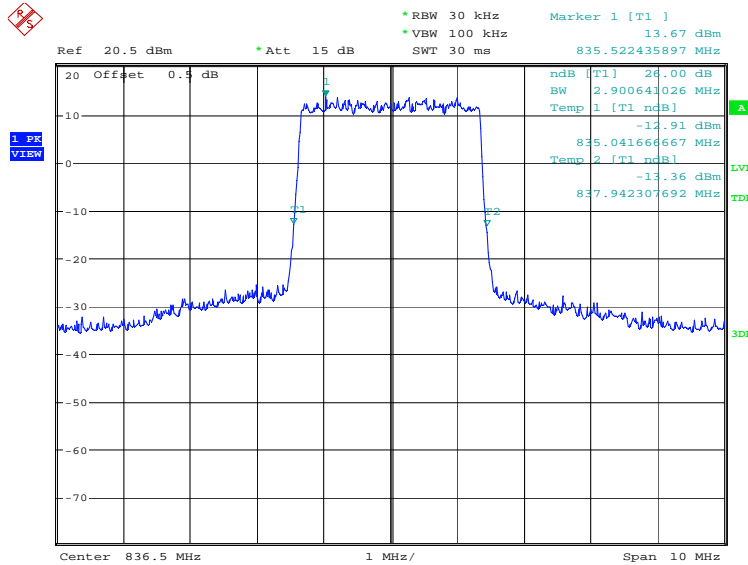
Frequency(MHz)	Occupied Bandwidth (-26dBc) (kHz)	
	836.5	QPSK
2884.62		2900.64

LTE band 26(824MHz~849MHz), 3MHz Bandwidth, QPSK (-26dBc BW)



Date: 18.JUN.2020 17:15:22

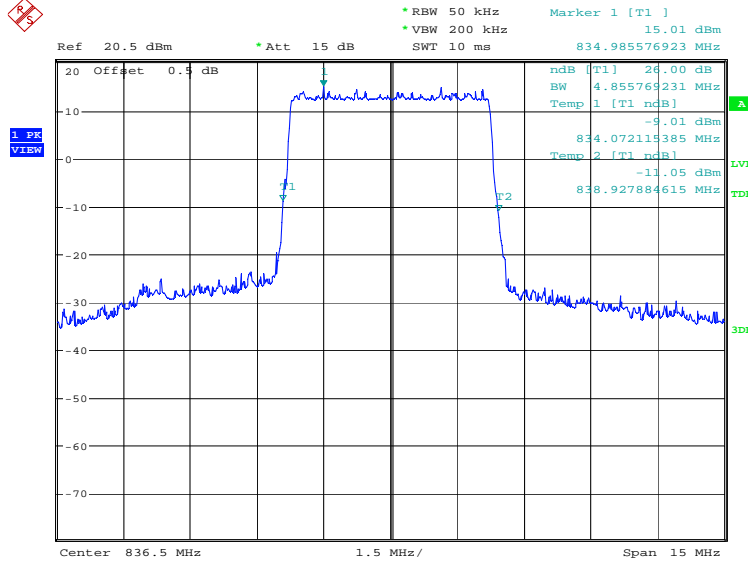
LTE band 26(824MHz~849MHz), 3MHz Bandwidth, 16QAM (-26dBc BW)



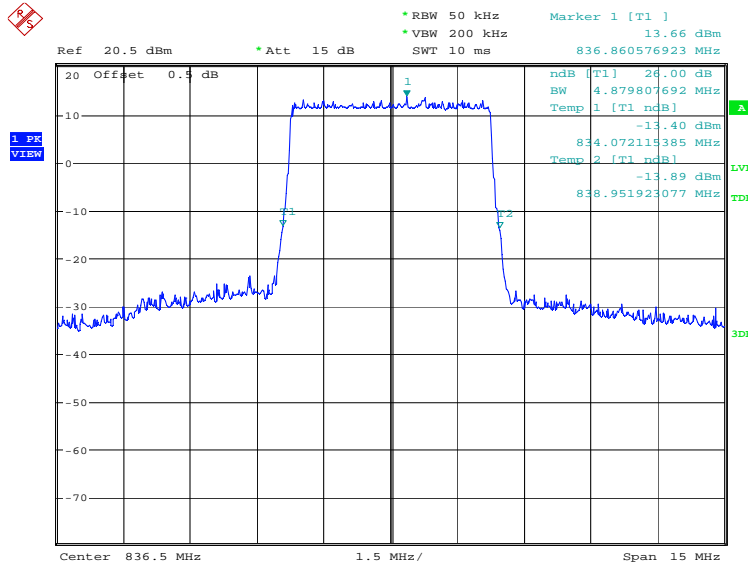
Date: 18.JUN.2020 17:16:01

LTE band 26(824MHz~849MHz), 5MHz (-26dBc)

Frequency(MHz)	Occupied Bandwidth (-26dBc) (kHz)	
836.5	QPSK	16QAM
	4855.77	4879.81

LTE band 26(824MHz~849MHz), 5MHz Bandwidth, QPSK (-26dBc BW)


Date: 18.JUN.2020 17:17:29

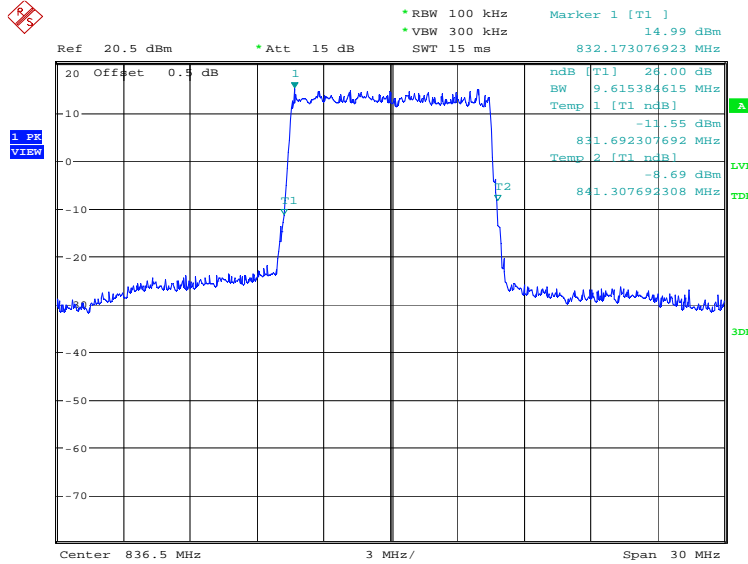
LTE band 26(824MHz~849MHz), 5MHz Bandwidth, 16QAM (-26dBc BW)


Date: 18.JUN.2020 17:18:09

LTE band 26(824MHz~849MHz), 10MHz (-26dBc)

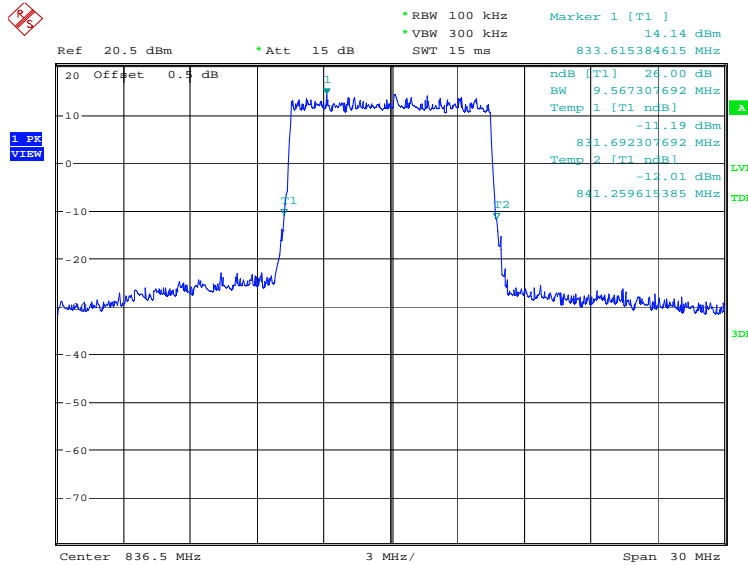
Frequency(MHz)	Occupied Bandwidth (-26dBc) (kHz)	
836.5	QPSK	16QAM
	9615.38	9567.31

LTE band 26(824MHz~849MHz), 10MHz Bandwidth, QPSK (-26dBc BW)



Date: 18.JUN.2020 17:19:37

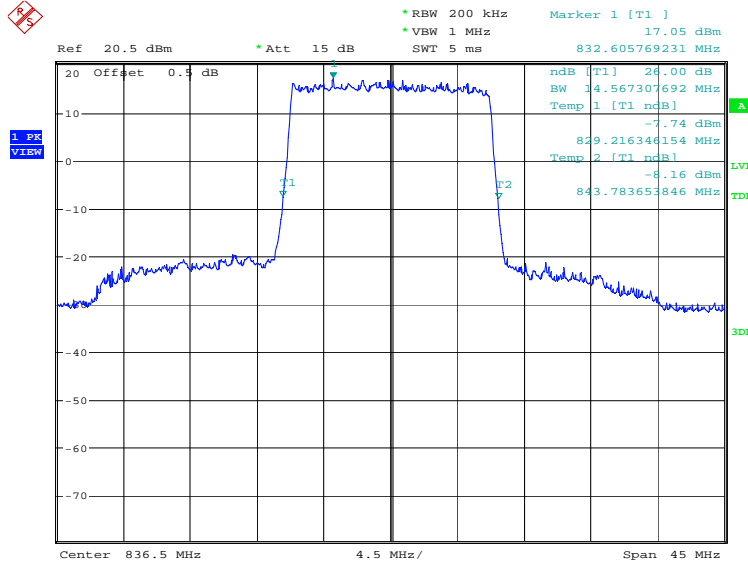
LTE band 26(824MHz~849MHz), 10MHz Bandwidth, 16QAM (-26dBc BW)



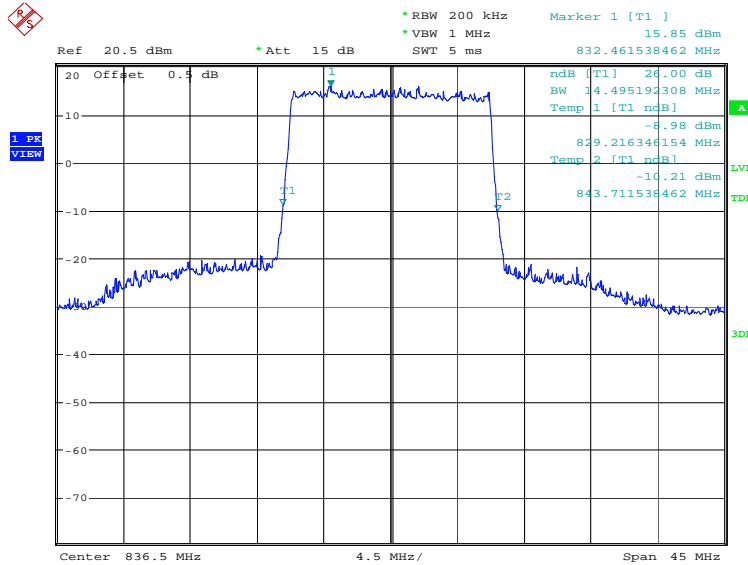
Date: 18.JUN.2020 17:20:17

LTE band 26(824MHz~849MHz), 15MHz (-26dBc)

Frequency(MHz)	Occupied Bandwidth (-26dBc) (kHz)	
836.5	QPSK	16QAM
	14567.31	14495.19

LTE band 26(824MHz~849MHz), 15MHz Bandwidth, QPSK (-26dBc BW)


Date: 18.JUN.2020 17:21:45

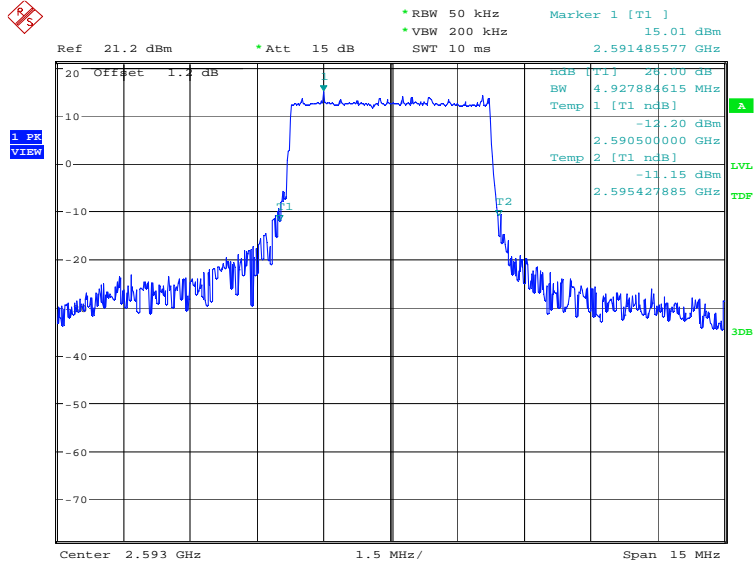
LTE band 26(824MHz~849MHz), 15MHz Bandwidth, 16QAM (-26dBc BW)


Date: 18.JUN.2020 17:22:25

LTE band 41 HPUE, 5MHz (-26dBc)

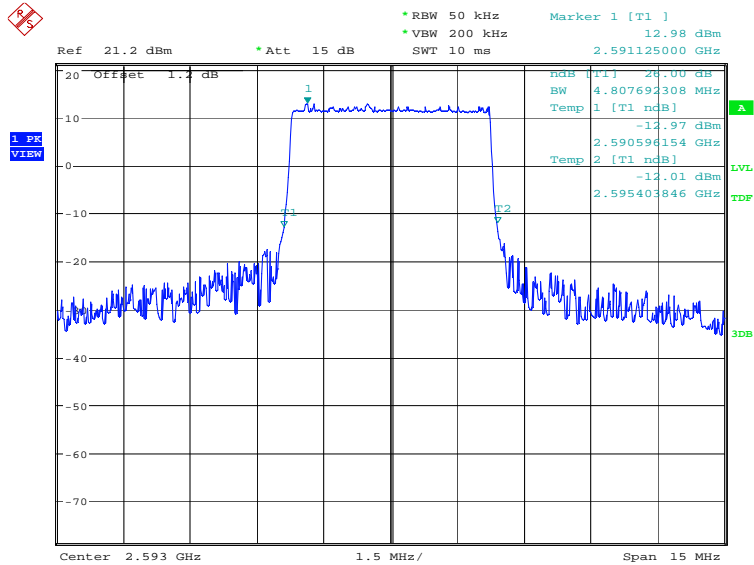
Frequency(MHz)	Occupied Bandwidth (-26dBc) (kHz)	
2593.0	QPSK	16QAM
	4927.88	4807.69

LTE band 41 HPUE, 5MHz Bandwidth, QPSK (-26dBc BW)



Date: 18.JUN.2020 14:25:08

LTE band 41 HPUE, 5MHz Bandwidth,16QAM (-26dBc BW)

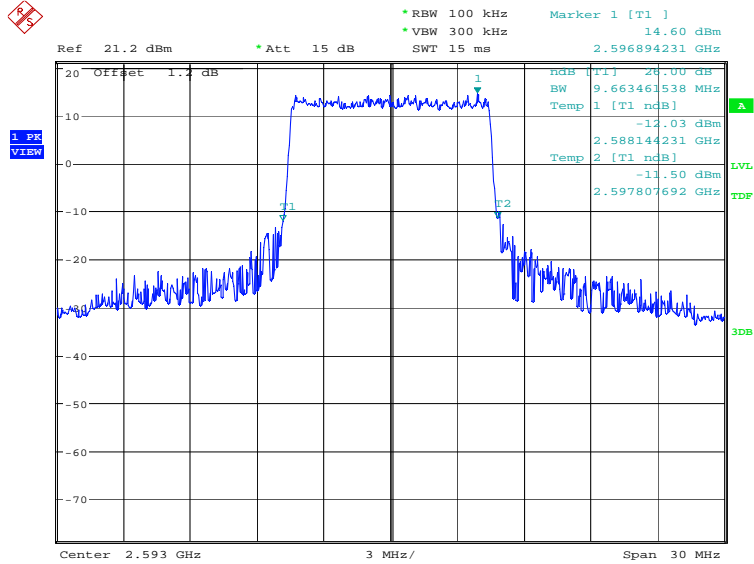


Date: 18.JUN.2020 14:25:47

LTE band 41 HPUE, 10MHz (-26dBc)

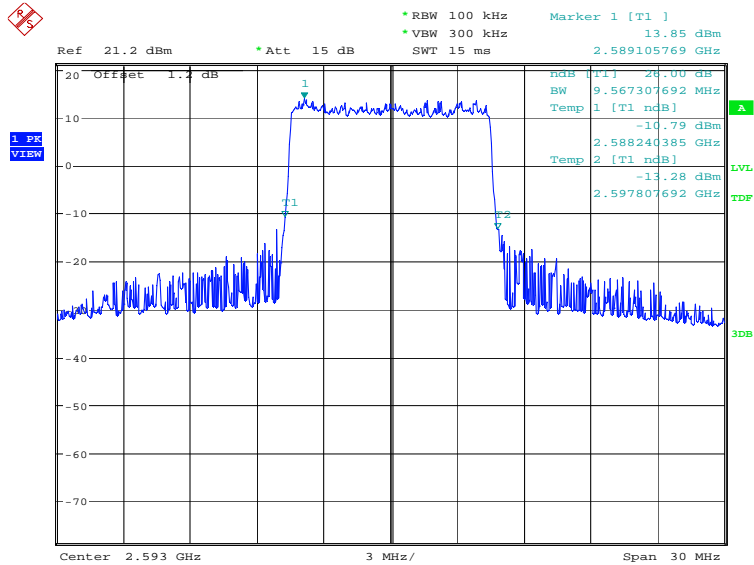
Frequency(MHz)	Occupied Bandwidth (-26dBc) (kHz)	
	2593.0	QPSK
9663.46		9567.31

LTE band 41 HPUE, 10MHz Bandwidth, QPSK (-26dBc BW)



Date: 18.JUN.2020 14:27:15

LTE band 41 HPUE, 10MHz Bandwidth,16QAM (-26dBc BW)

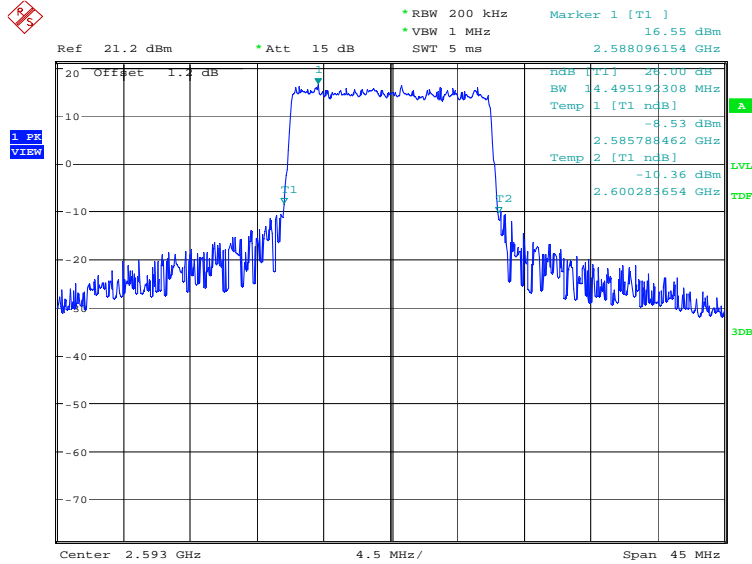


Date: 18.JUN.2020 14:27:54

LTE band 41 HPUE, 15MHz (-26dBc)

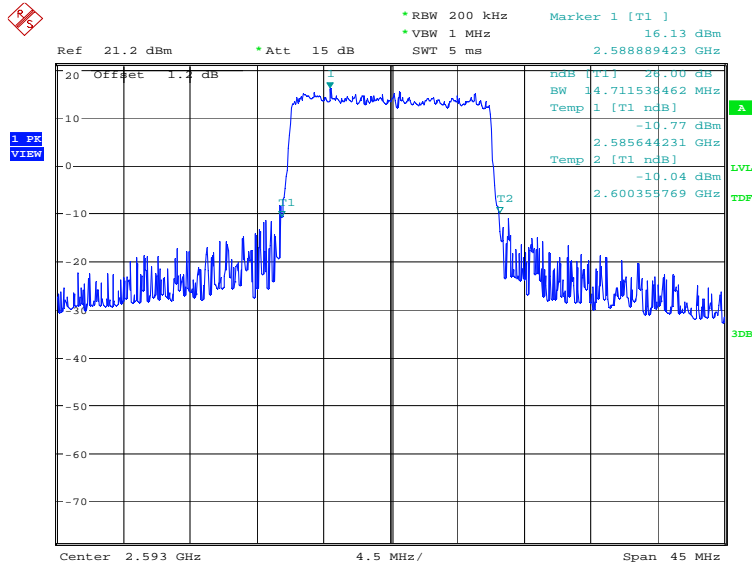
Frequency(MHz)	Occupied Bandwidth (-26dBc) (kHz)	
2593.0	QPSK	16QAM
	14495.19	14711.54

LTE band 41 HPUE, 15MHz Bandwidth, QPSK (-26dBc BW)



Date: 18.JUN.2020 14:29:22

LTE band 41 HPUE, 15MHz Bandwidth,16QAM (-26dBc BW)

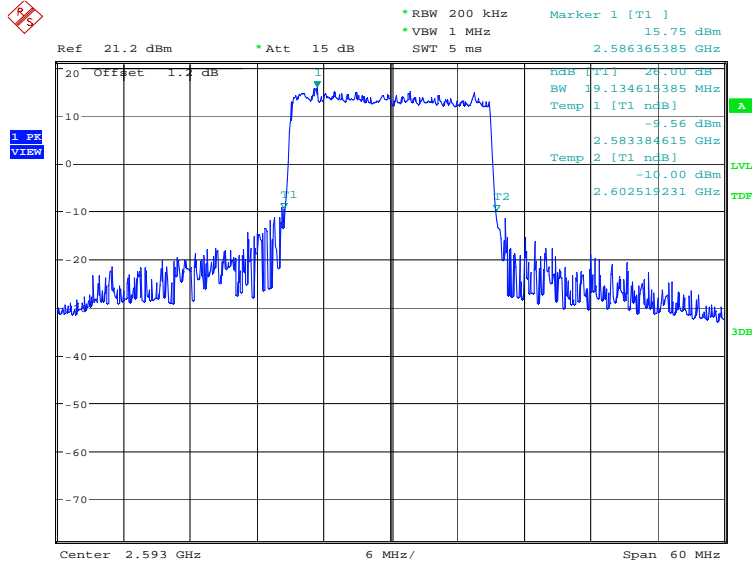


Date: 18.JUN.2020 14:30:01

LTE band 41 HPUE, 20MHz (-26dBc)

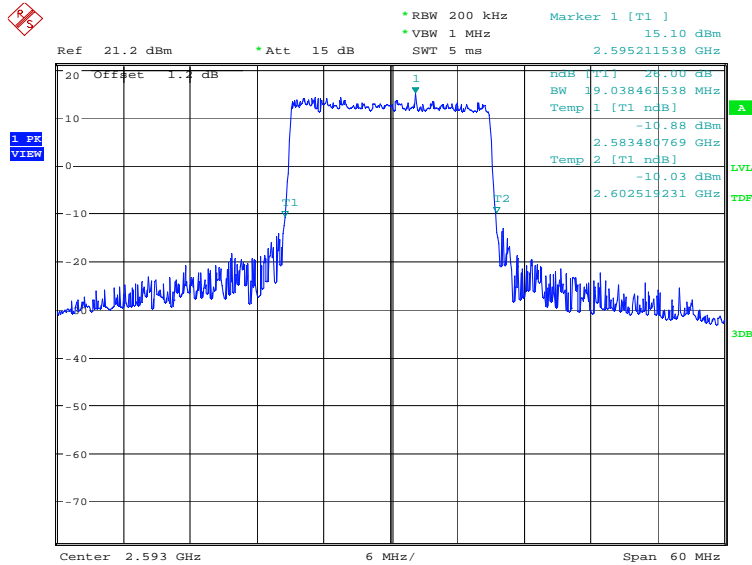
Frequency(MHz)	Occupied Bandwidth (-26dBc) (kHz)	
2593.0	QPSK	16QAM
	19134.62	19038.46

LTE band 41 HPUE, 20MHz Bandwidth, QPSK (-26dBc BW)



Date: 18.JUN.2020 14:31:29

LTE band 41 HPUE, 20MHz Bandwidth,16QAM (-26dBc BW)

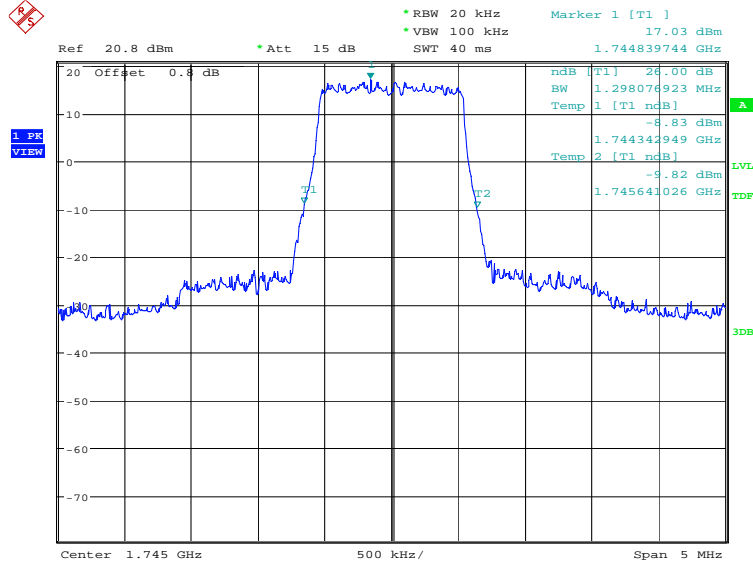


Date: 18.JUN.2020 14:32:08

LTE band 66, 1.4MHz (-26dBc)

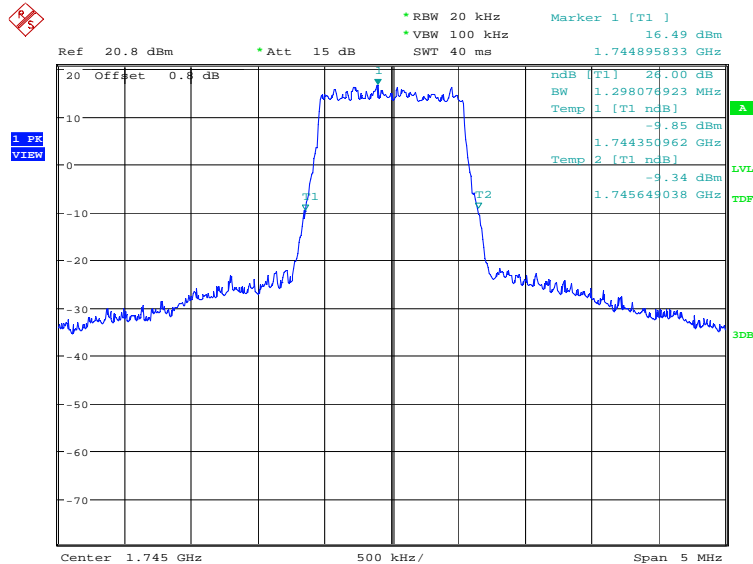
Frequency(MHz)	Occupied Bandwidth (-26dBc) (kHz)	
	1745.0	QPSK
1298.08		1298.08

LTE band 66, 1.4MHz Bandwidth, QPSK (-26dBc BW)



Date: 18.JUN.2020 17:32:18

LTE band 66, 1.4MHz Bandwidth, 16QAM (-26dBc BW)

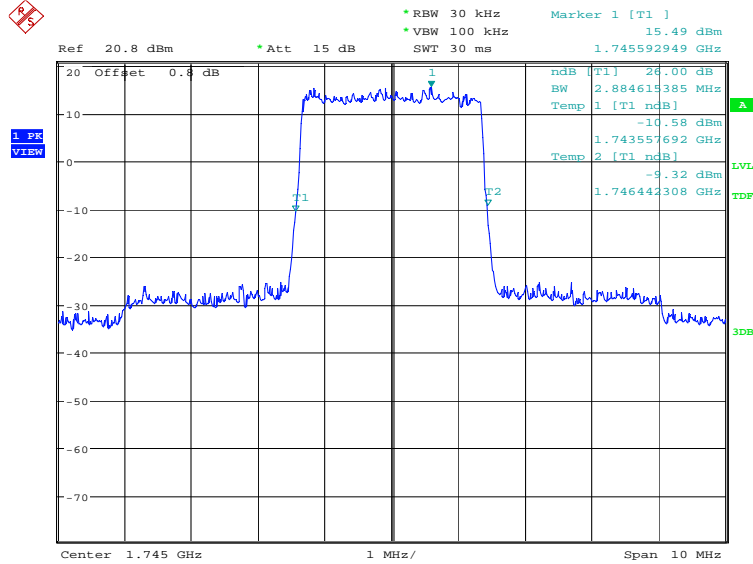


Date: 18.JUN.2020 17:32:57

LTE band 66, 3MHz (-26dBc)

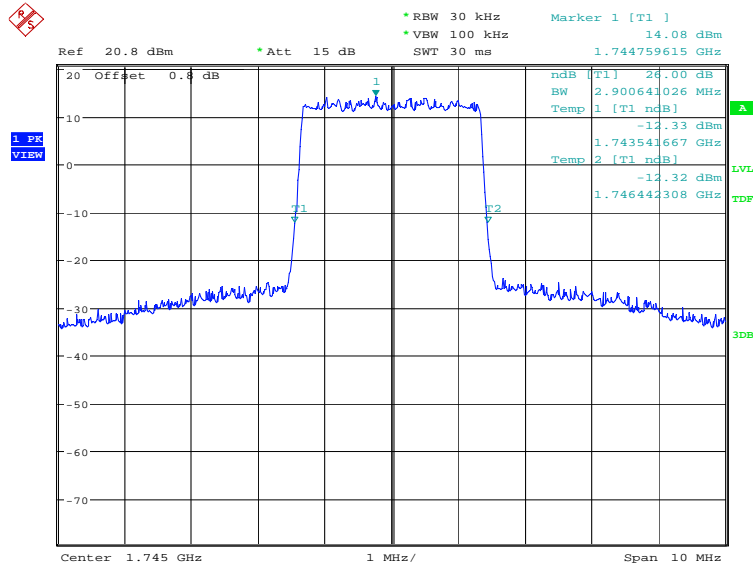
Frequency(MHz)	Occupied Bandwidth (-26dBc) (kHz)	
	1745.0	QPSK
2884.62		2900.64

LTE band 66, 3MHz Bandwidth, QPSK (-26dBc BW)



Date: 18.JUN.2020 17:34:26

LTE band 66, 3MHz Bandwidth, 16QAM (-26dBc BW)

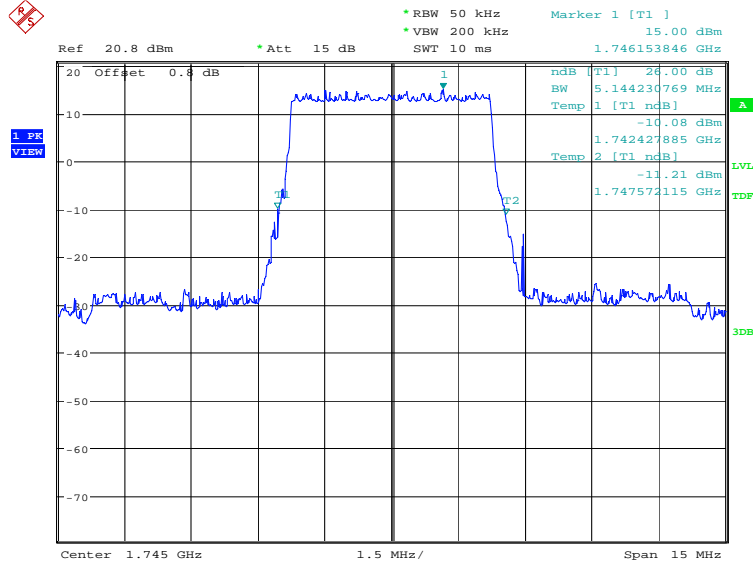


Date: 18.JUN.2020 17:35:05

LTE band 66, 5MHz (-26dBc)

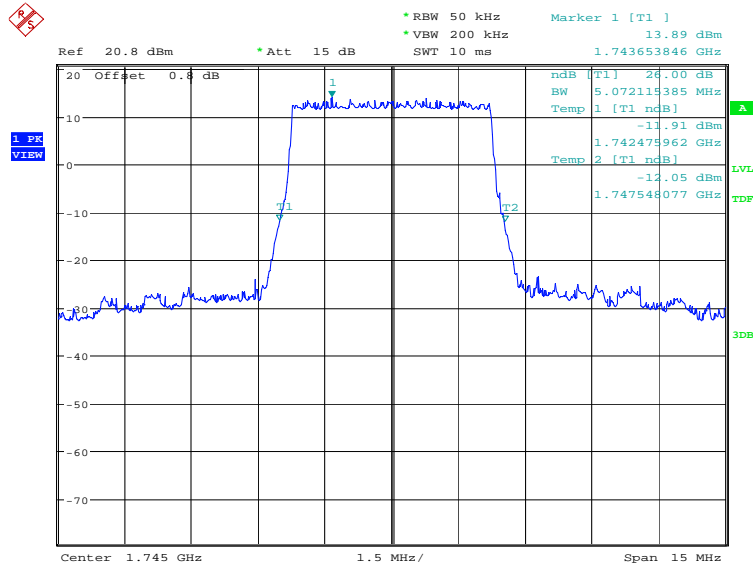
Frequency(MHz)	Occupied Bandwidth (-26dBc) (kHz)	
	1745.0	QPSK
5144.23		5072.12

LTE band 66, 5MHz Bandwidth, QPSK (-26dBc BW)



Date: 18.JUN.2020 17:36:34

LTE band 66, 5MHz Bandwidth, 16QAM (-26dBc BW)

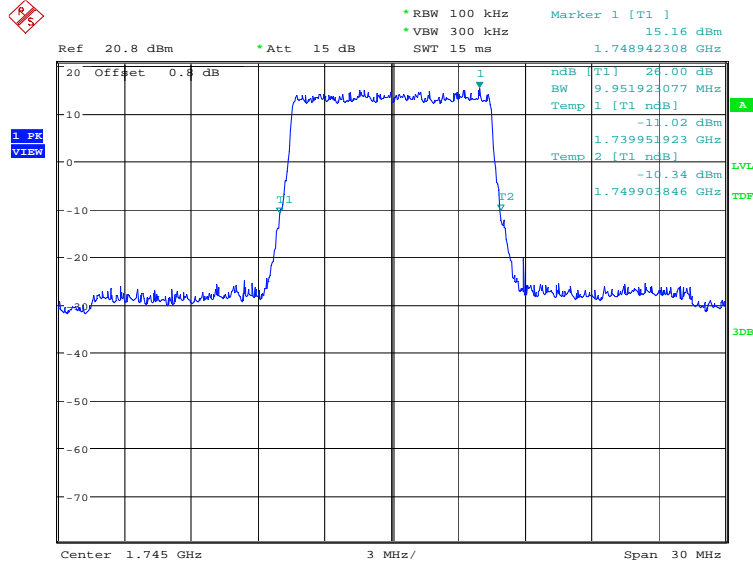


Date: 18.JUN.2020 17:37:13

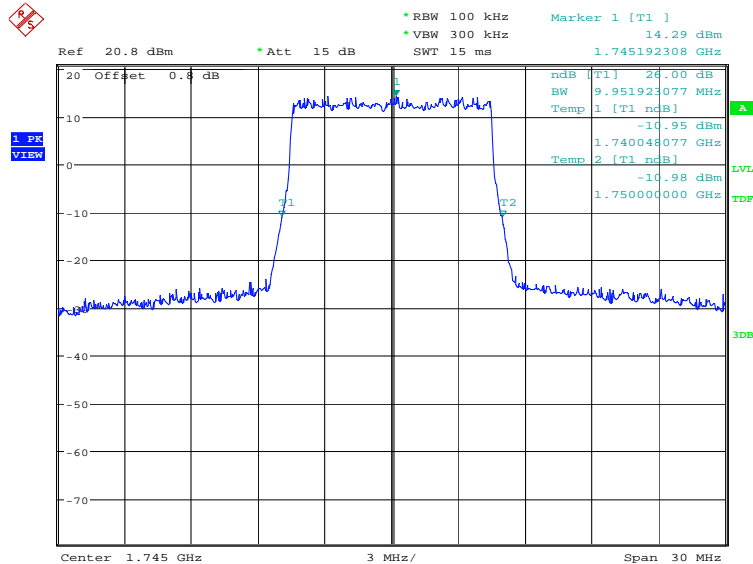
LTE band 66, 10MHz (-26dBc)

Frequency(MHz)	Occupied Bandwidth (-26dBc) (kHz)	
	1745.0	QPSK
9951.92		9951.92

LTE band 66, 10MHz Bandwidth, QPSK (-26dBc BW)



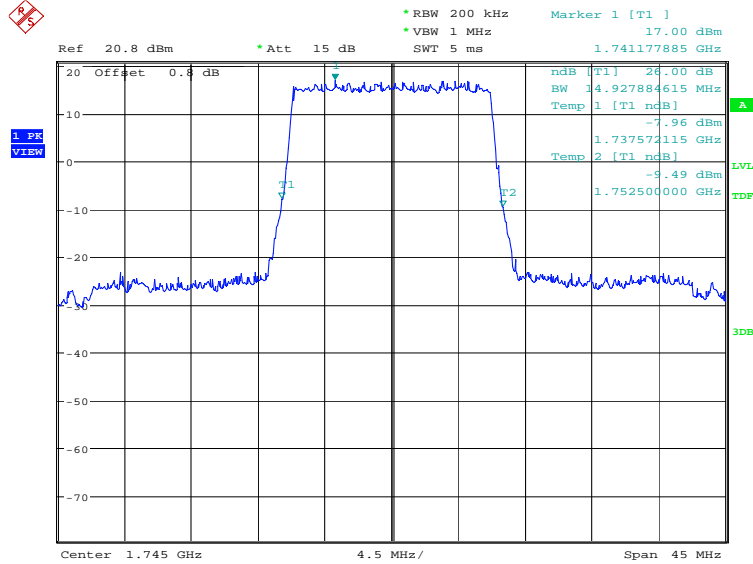
LTE band 66, 10MHz Bandwidth, 16QAM (-26dBc BW)



LTE band 66, 15MHz (-26dBc)

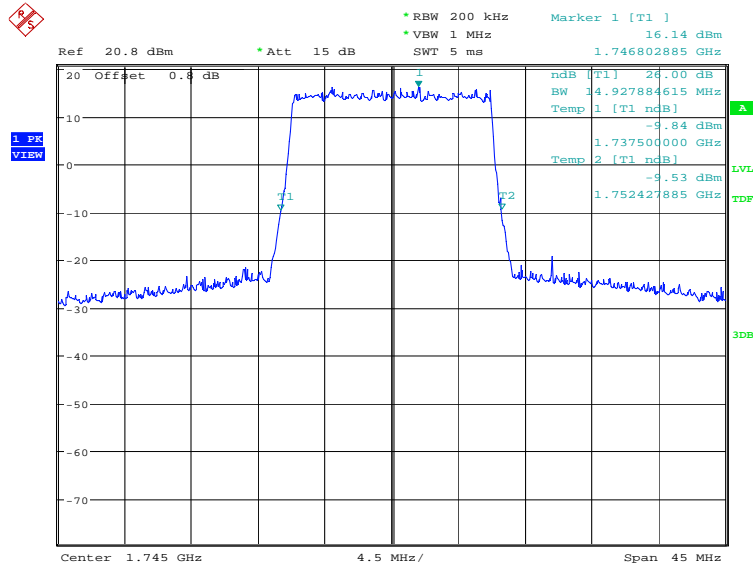
Frequency(MHz)	Occupied Bandwidth (-26dBc) (kHz)	
	1745.0	QPSK
14927.88		14927.88

LTE band 66, 15MHz Bandwidth, QPSK (-26dBc BW)



Date: 18.JUN.2020 17:40:50

LTE band 66, 15MHz Bandwidth, 16QAM (-26dBc BW)

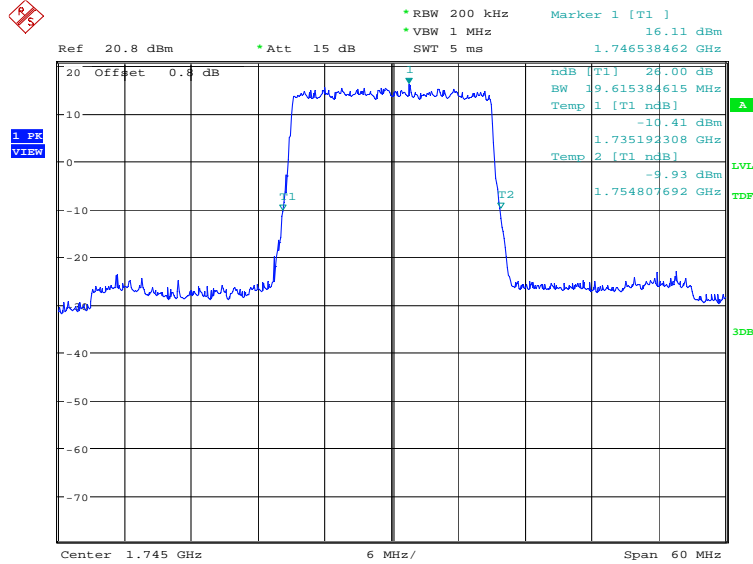


Date: 18.JUN.2020 17:41:30

LTE band 66, 20MHz (-26dBc)

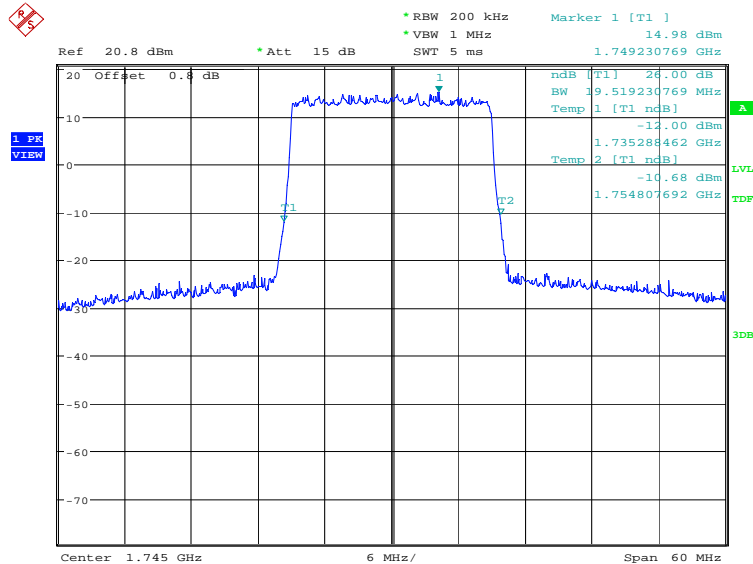
Frequency(MHz)	Occupied Bandwidth (-26dBc) (kHz)	
	1745.0	QPSK
	19615.38	19519.23

LTE band 66, 20MHz Bandwidth, QPSK (-26dBc BW)



Date: 18.JUN.2020 17:42:58

LTE band 66, 20MHz Bandwidth, 16QAM (-26dBc BW)

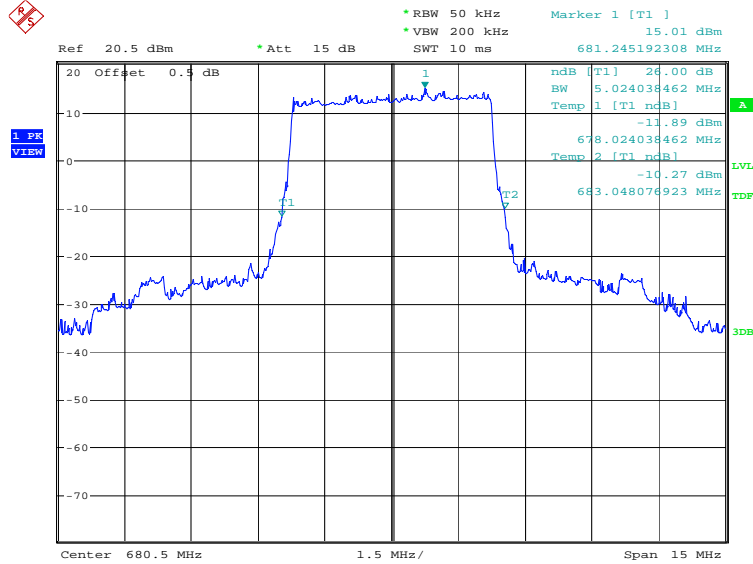


Date: 18.JUN.2020 17:43:38

LTE band 71, 5MHz (-26dBc)

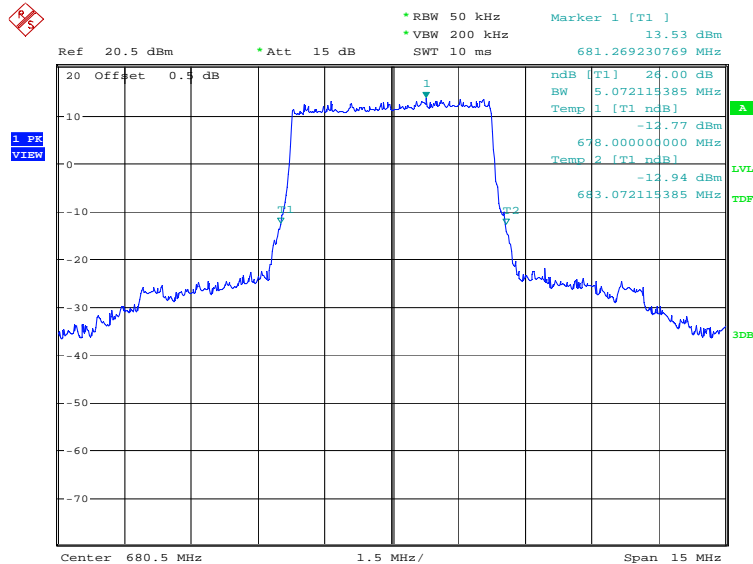
Frequency(MHz)	Occupied Bandwidth (-26dBc) (kHz)	
	680.5	QPSK
5024.04		5072.12

LTE band 71, 5MHz Bandwidth, QPSK (-26dBc BW)



Date: 18.JUN.2020 16:39:00

LTE band 71, 5MHz Bandwidth, 16QAM (-26dBc BW)

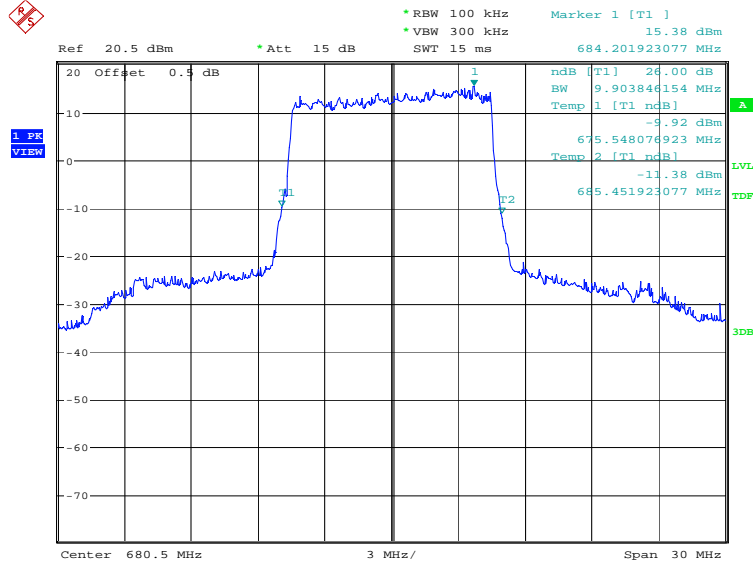


Date: 18.JUN.2020 16:39:39

LTE band 71, 10MHz (-26dBc)

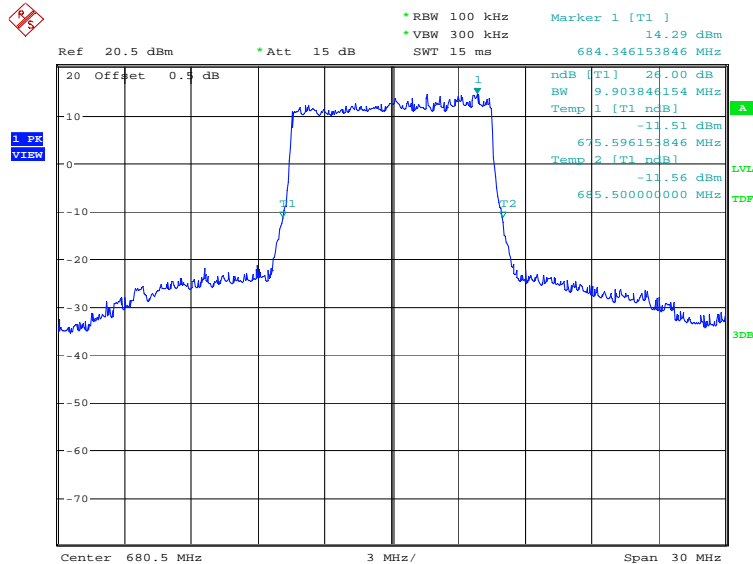
Frequency(MHz)	Occupied Bandwidth (-26dBc) (kHz)	
	680.5	QPSK
9903.85		9903.85

LTE band 71, 10MHz Bandwidth, QPSK (-26dBc BW)



Date: 18.JUN.2020 16:41:07

LTE band 71, 10MHz Bandwidth, 16QAM (-26dBc BW)

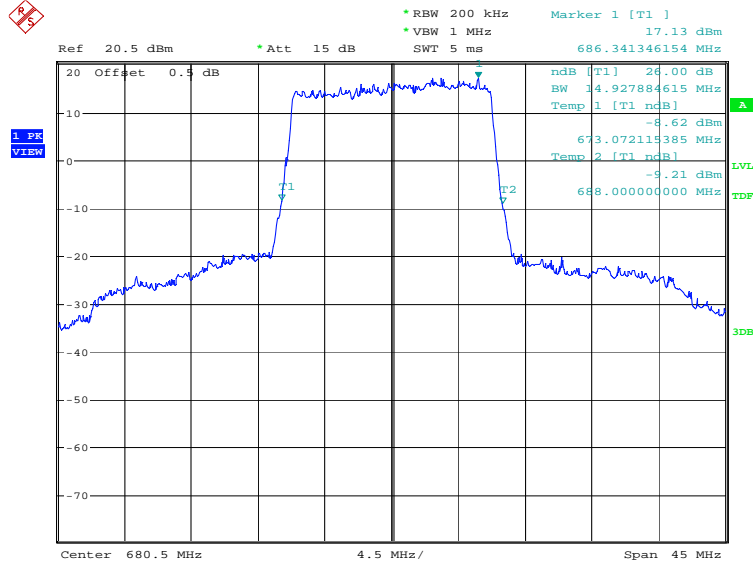


Date: 18.JUN.2020 16:41:46

LTE band 71, 15MHz (-26dBc)

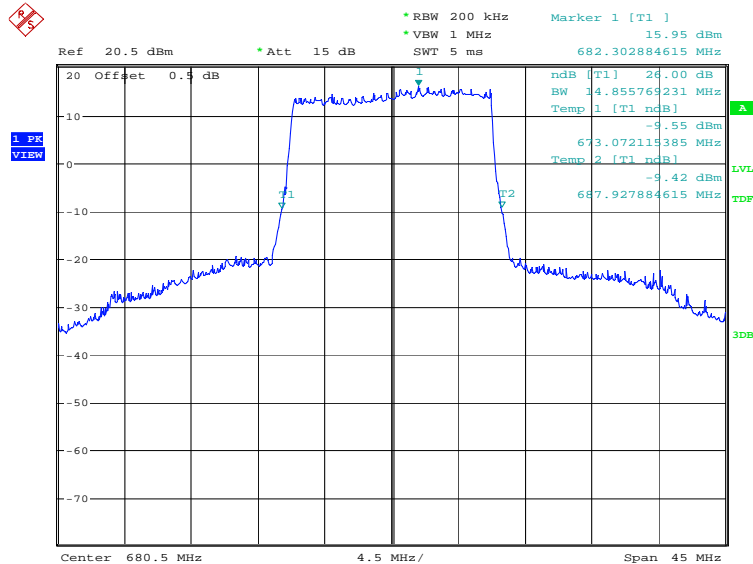
Frequency(MHz)	Occupied Bandwidth (-26dBc) (kHz)	
	680.5	QPSK
14927.88		14855.77

LTE band 71, 15MHz Bandwidth, QPSK (-26dBc BW)



Date: 18.JUN.2020 16:43:15

LTE band 71, 15MHz Bandwidth, 16QAM (-26dBc BW)

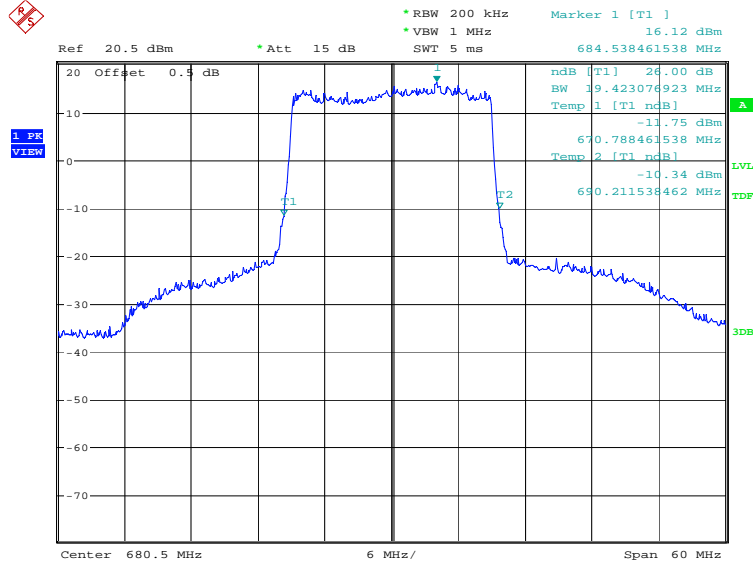


Date: 18.JUN.2020 16:43:54

LTE band 71, 20MHz (-26dBc)

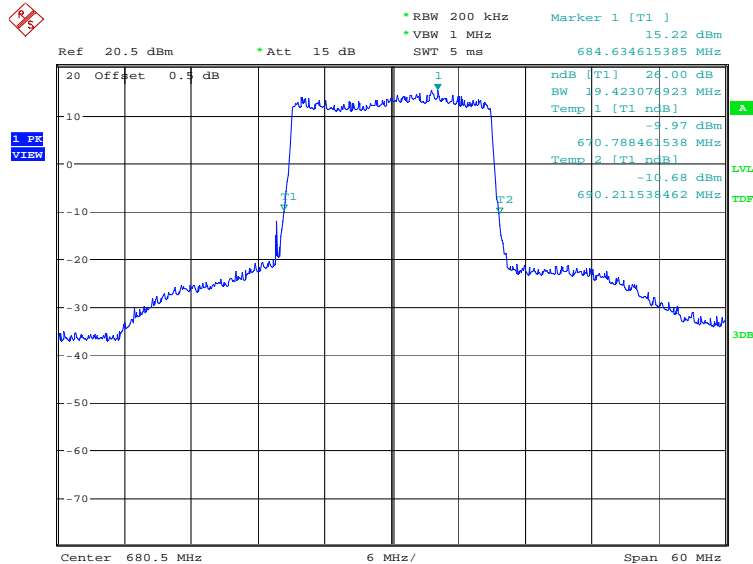
Frequency(MHz)	Occupied Bandwidth (-26dBc) (kHz)	
	680.5	QPSK
19423.08		19423.08

LTE band 71, 20MHz Bandwidth, QPSK (-26dBc BW)



Date: 18.JUN.2020 16:45:22

LTE band 71, 20MHz Bandwidth, 16QAM (-26dBc BW)



Date: 18.JUN.2020 16:46:01

A.6 Band Edge Compliance

A.6.1 Measurement limit

Part 22.917, Part 24.238 and Part 27.53(h) specify that the power of any emission outside of the authorized operating frequency ranges must be attenuated below the transmitting power (P) by a factor of at least $43 + 10 \log(P)$ dB.

Part 27.53(m) specifies for mobile digital stations, the attenuation factor shall be not less than $40 + 10 \log(P)$ dB on all frequencies between the channel edge and 5 megahertz from the channel edge, $43 + 10 \log(P)$ dB on all frequencies between 5 megahertz and X megahertz from the channel edge, and $55 + 10 \log(P)$ dB on all frequencies more than X megahertz from the channel edge, where X is the greater of 6 megahertz or the actual emission bandwidth as defined in paragraph (m)(6) of this section. In addition, the attenuation factor shall not be less than $43 + 10 \log(P)$ dB on all frequencies between 2490.5 MHz and 2496 MHz and $55 + 10 \log(P)$ dB at or below 2490.5 MHz. Mobile Satellite Service licensees operating on frequencies below 2495 MHz may also submit a documented interference complaint against BRS licensees operating on channel BRS Channel 1 on the same terms and conditions as adjacent channel BRS or EBS licensees.

Part 27.53(c) states for operations in the 746-758 MHz band and the 776-788 MHz band, the power of any emission outside the licensee's frequency band(s) of operation shall be attenuated below the transmitter power (P) within the licensed band(s) of operation, measured in watts, in accordance with the following:(1) On any frequency outside the 746-758 MHz band, the power of any emission shall be attenuated outside the band below the transmitter power (P) by at least $43 + 10 \log(P)$ dB;(2) On any frequency outside the 776-788 MHz band, the power of any emission shall be attenuated outside the band below the transmitter power (P) by at least $43 + 10 \log(P)$ dB;(4) On all frequencies between 763-775 MHz and 793-805 MHz, by a factor not less than $65 + 10 \log(P)$ dB in a 6.25 kHz band segment, for mobile and portable stations.

Part 27.53(g) states for operations in the 600 MHz band and the 698–746 MHz band, the power of any emission outside a licensee's frequency band(s) of operation shall be attenuated below the transmitter power (P) within the licensed band(s) of operation, measured in watts, by at least $43 + 10 \log(P)$ dB. Compliance with this provision is based on the use of measurement instrumentation employing a resolution bandwidth of 100 kilohertz or greater. However, in the 100 kilohertz bands immediately outside and adjacent to a licensee's frequency block, a resolution bandwidth of at least 30 kHz may be employed.

Part 90.691 states that out-of-band emission requirement shall apply only to the "outer" channels included in an EA license and to spectrum adjacent to interior channels used by incumbent licensees. The emission limits are as follows:For any frequency removed from the EA licensee's frequency block by up to and including 37.5 kHz, the power of any emission shall be attenuated below the transmitter power (P) in watts by at least $116 \log_{10}(f/6.1)$ decibels or $50 + 10 \log_{10}(P)$ decibels or 80 decibels, whichever is the lesser attenuation, where f is the frequency removed from the center of the outer channel in the block in kilohertz and where f is greater than 12.5 kHz. For any frequency removed from the EA licensee's frequency block greater than 37.5 kHz, the power of any emission shall be attenuated below the transmitter power (P) in watts by at least $43 + 10 \log_{10}(P)$ decibels or 80 decibels, whichever is the lesser attenuation, where f is the frequency



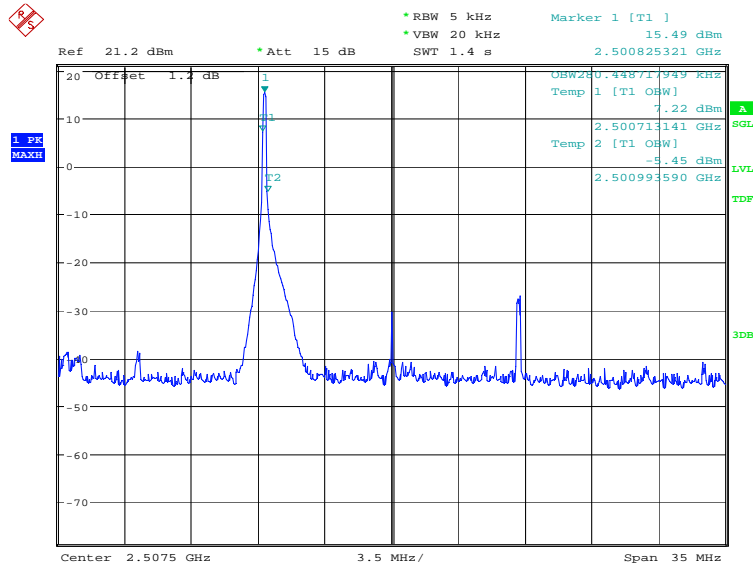
removed from the center of the outer channel in the block in kilohertz and where f is greater than 37.5 kHz.

A.6.2 Measurement result

Only the worst case result is given below

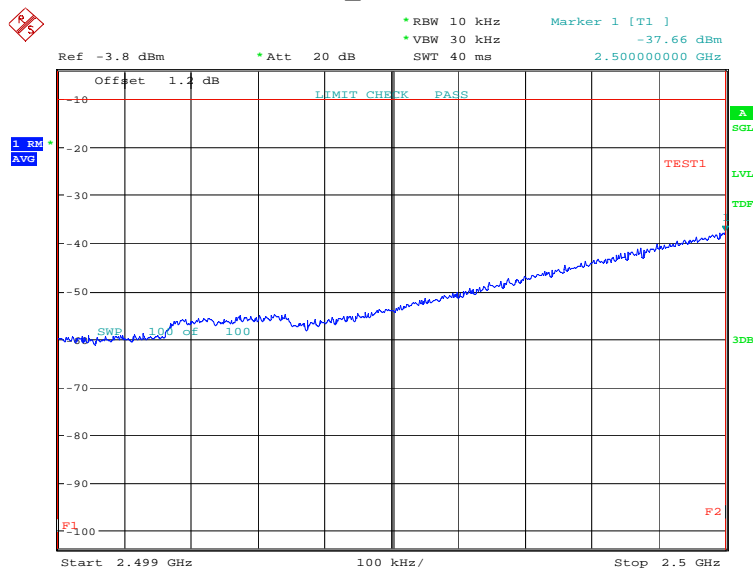
LTE band 7

OBW: 1RB-low_offset

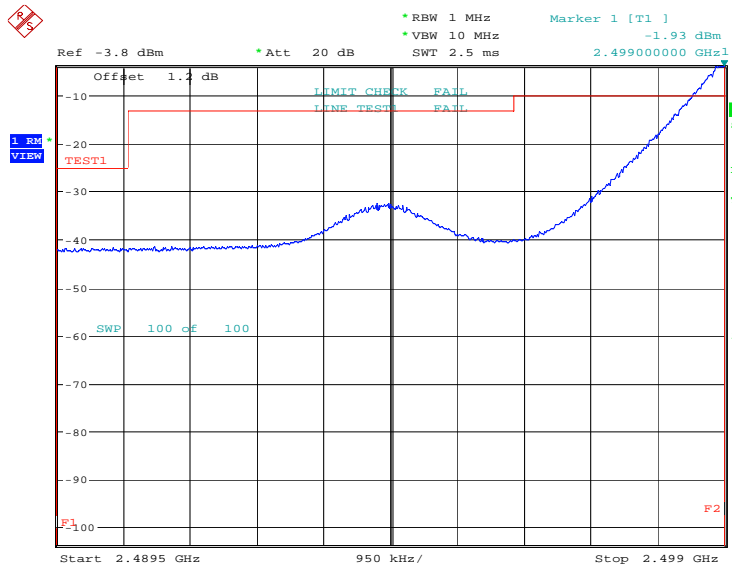


Date: 15.JUL.2020 15:08:40

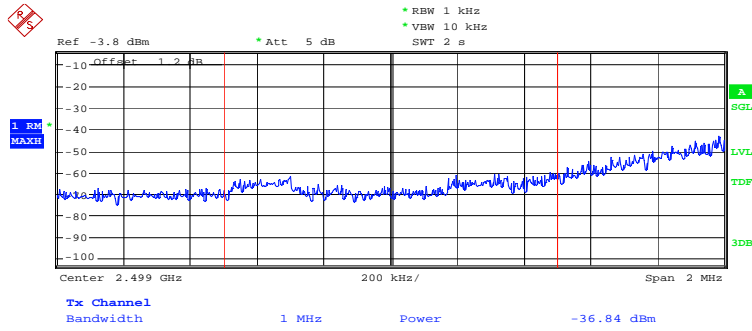
LOW BAND EDGE BLOCK-1RB-low_offset



Date: 15.JUL.2020 15:09:59

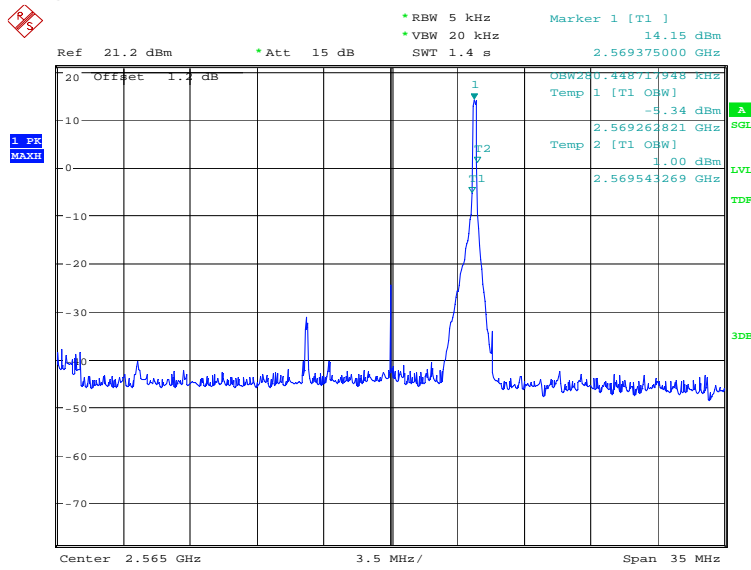


Date: 15.JUL.2020 15:10:15



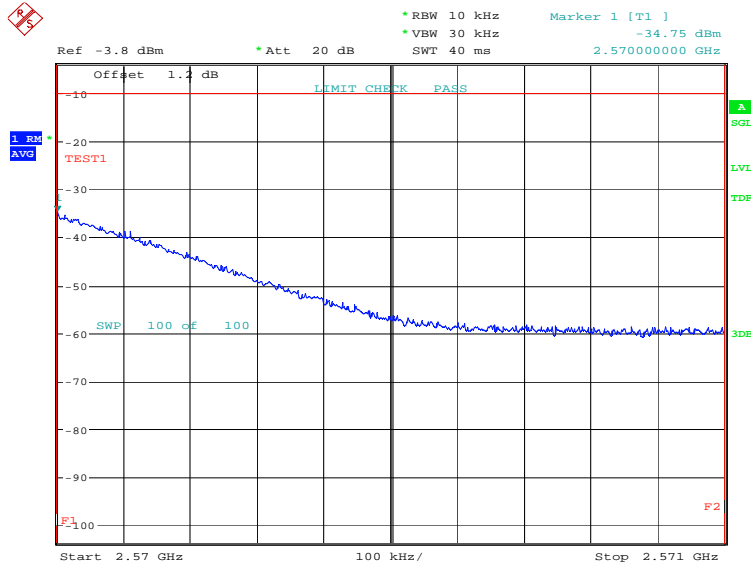
Date: 15.JUL.2020 15:10:27

OBW: 1RB-high_offset

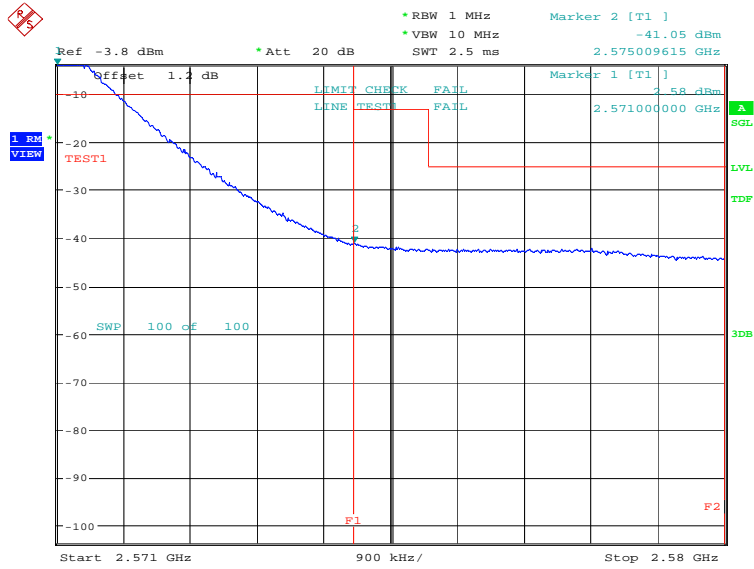


Date: 15.JUL.2020 15:11:40

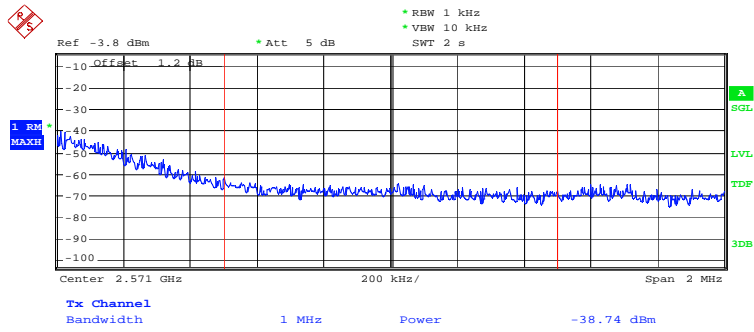
HIGH BAND EDGE BLOCK-1RB-high_offset



Date: 15.JUL.2020 15:12:59

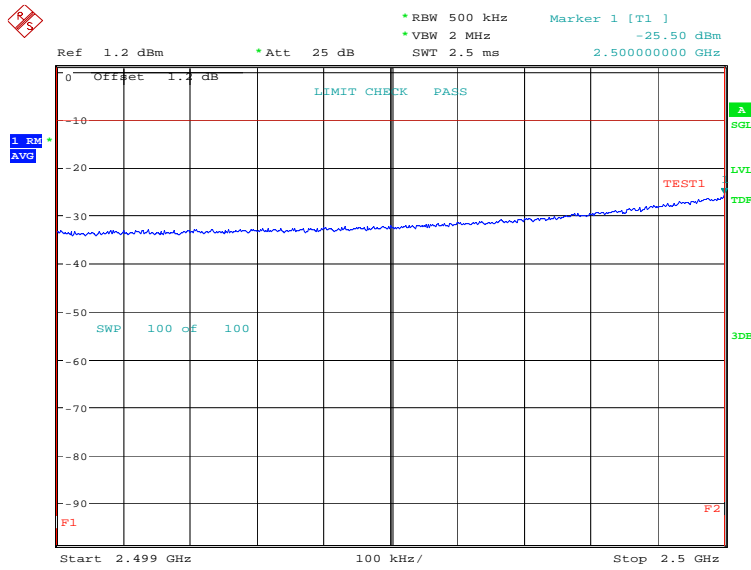


Date: 15.JUL.2020 15:13:18

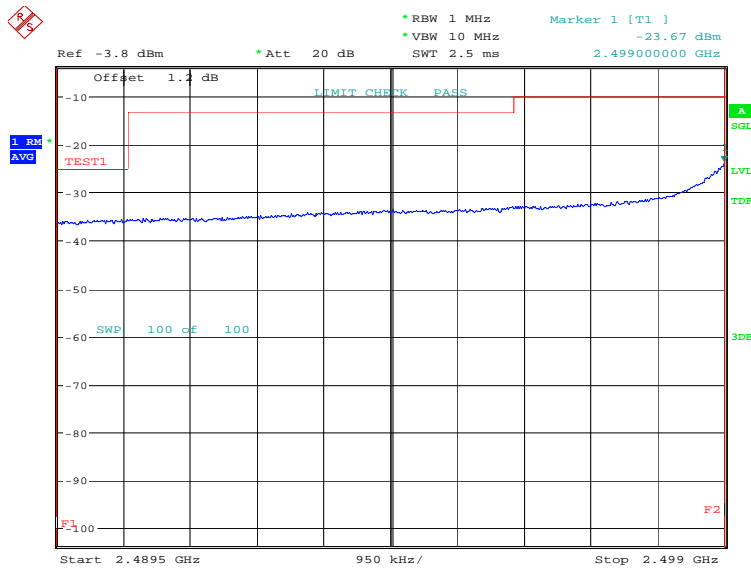


Date: 15.JUL.2020 15:13:29

LOW BAND EDGE BLOCK-20MHz-100%RB

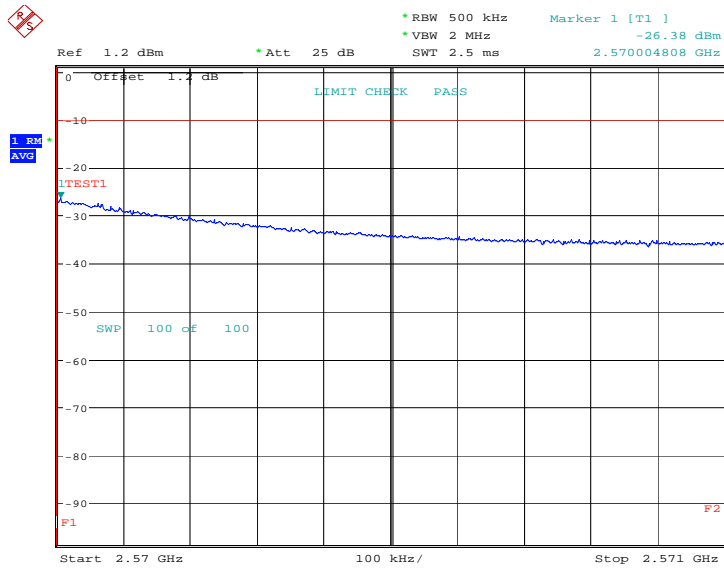


Date: 18.JUN.2020 14:33:52

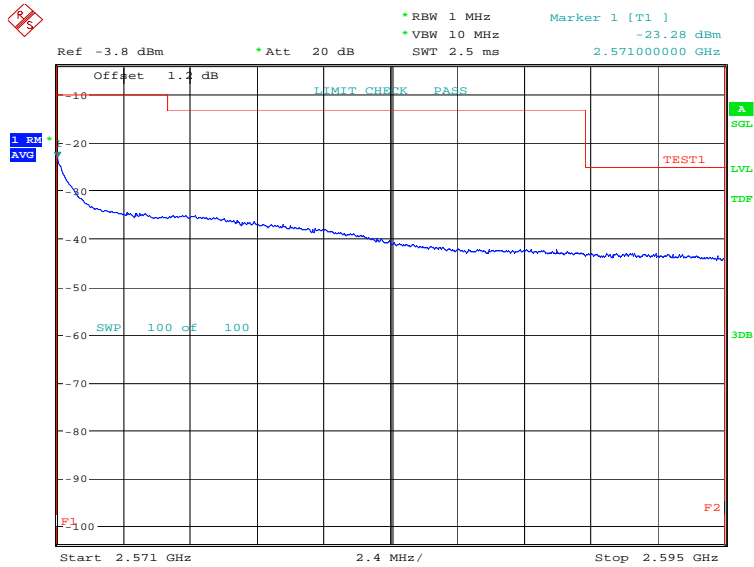


Date: 18.JUN.2020 14:34:06

HIGH BAND EDGE BLOCK-20MHz-100%RB

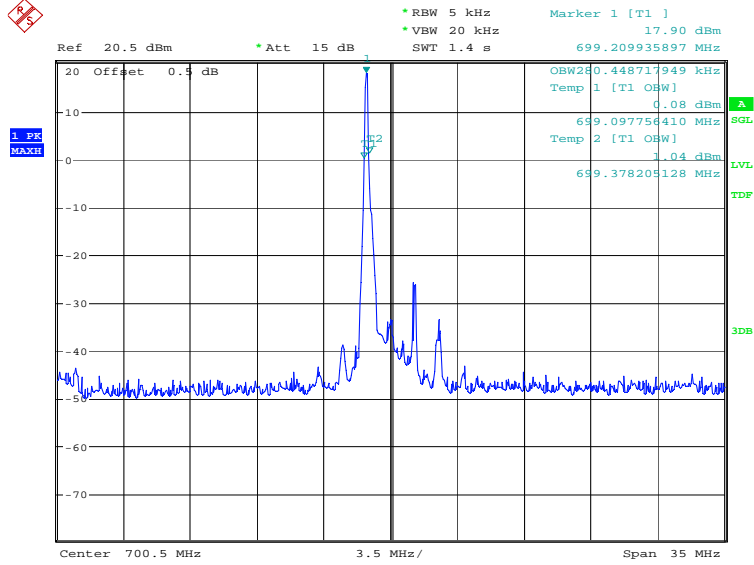


Date: 18.JUN.2020 14:35:31



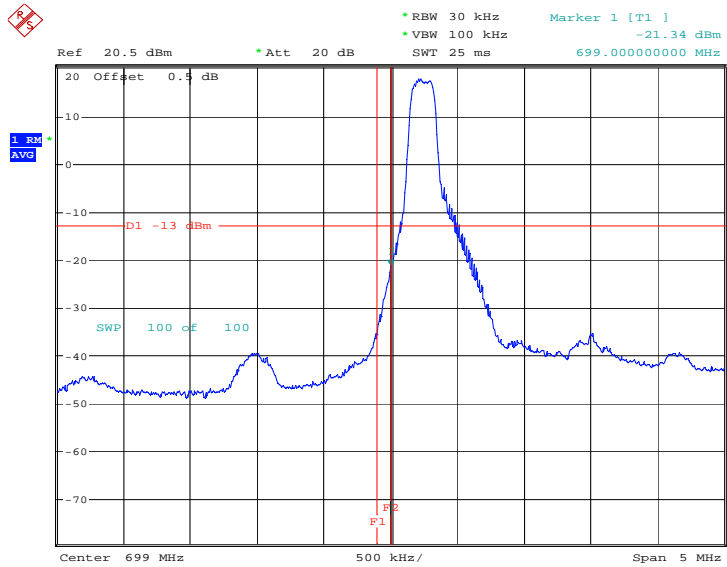
Date: 18.JUN.2020 14:35:45

LTE band 12
OBW: 1RB-low_offset



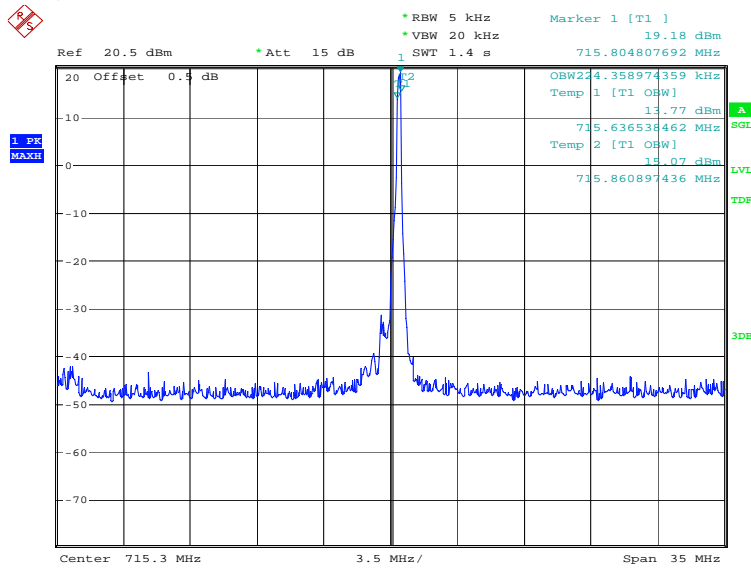
Date: 15.JUL.2020 14:02:03

LOW BAND EDGE BLOCK-1RB-low_offset



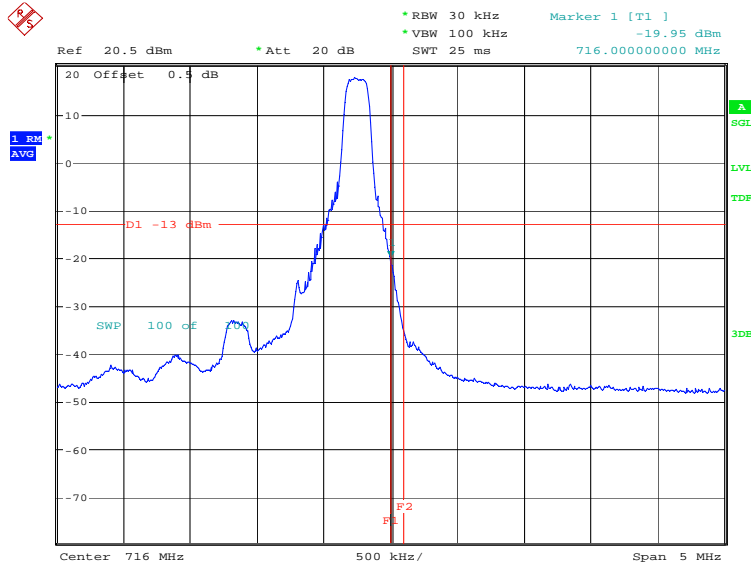
Date: 15.JUL.2020 14:02:16

OBW: 1RB-high_offset



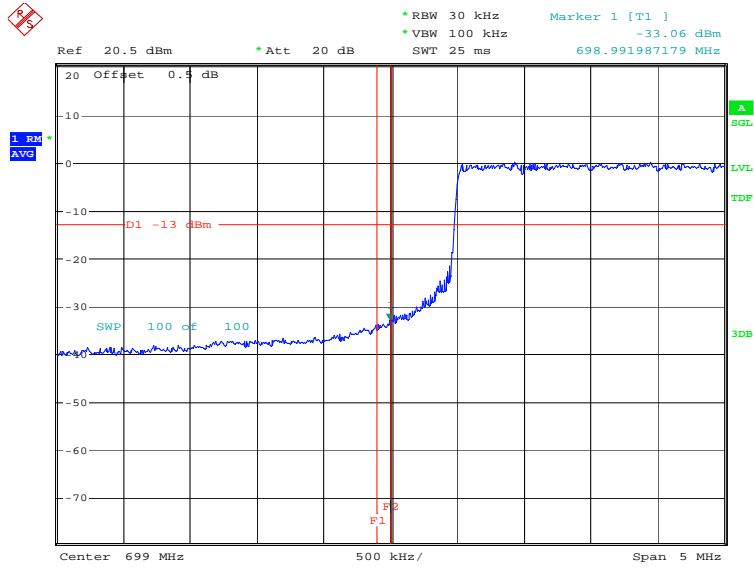
Date: 15.JUL.2020 14:03:30

HIGH BAND EDGE BLOCK-1RB-high_offset



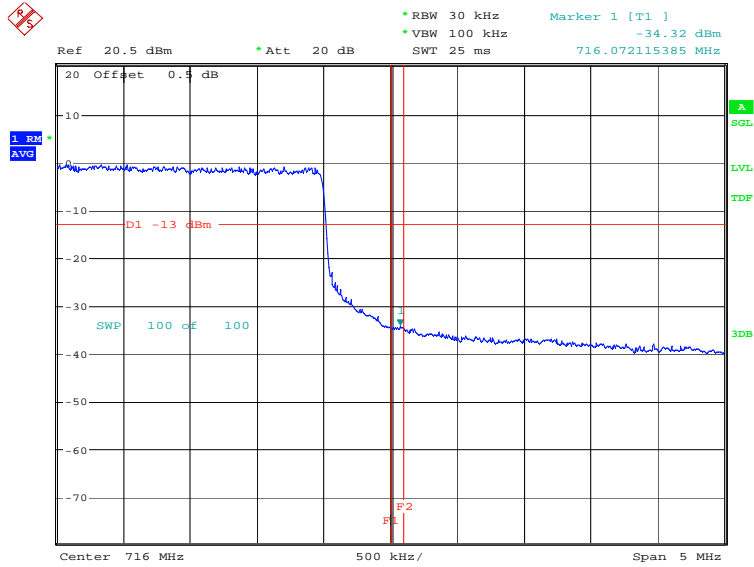
Date: 15.JUL.2020 14:03:43

LOW BAND EDGE BLOCK-10MHz-100%RB



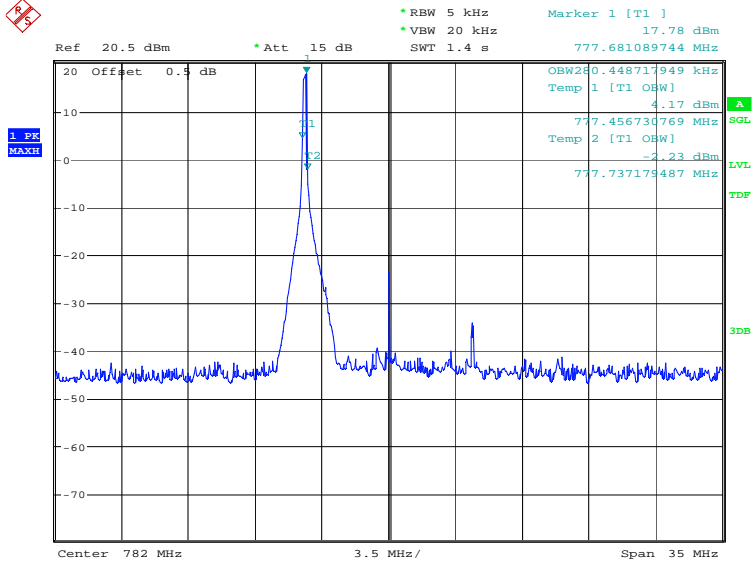
Date: 18.JUN.2020 17:48:29

HIGH BAND EDGE BLOCK-10MHz-100%RB



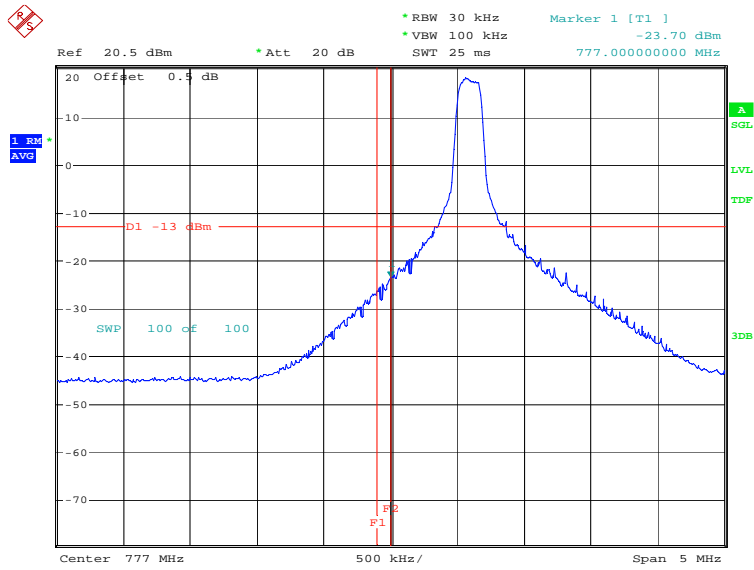
Date: 18.JUN.2020 17:49:50

LTE band 13
OBW: 1RB-low_offset

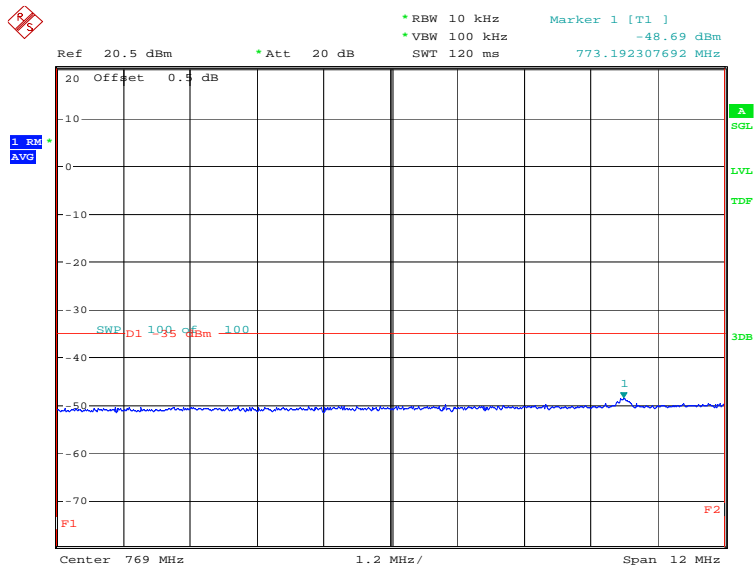


Date: 15.JUL.2020 15:00:33

LOW BAND EDGE BLOCK-1RB-low_offset

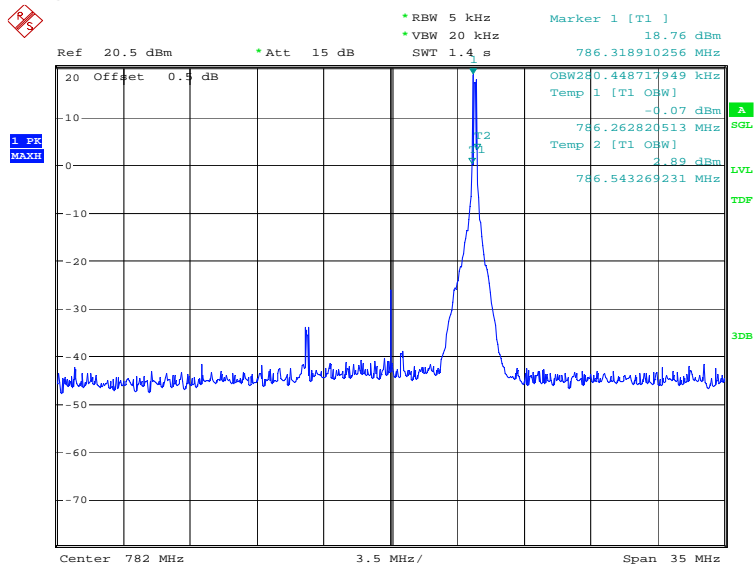


Date: 15.JUL.2020 15:00:54



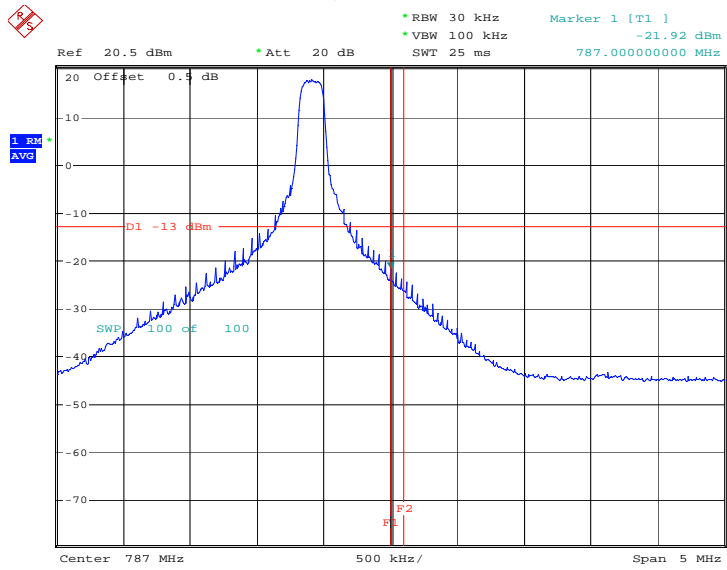
Date: 15.JUL.2020 15:02:00

OBW: 1RB-high_offset

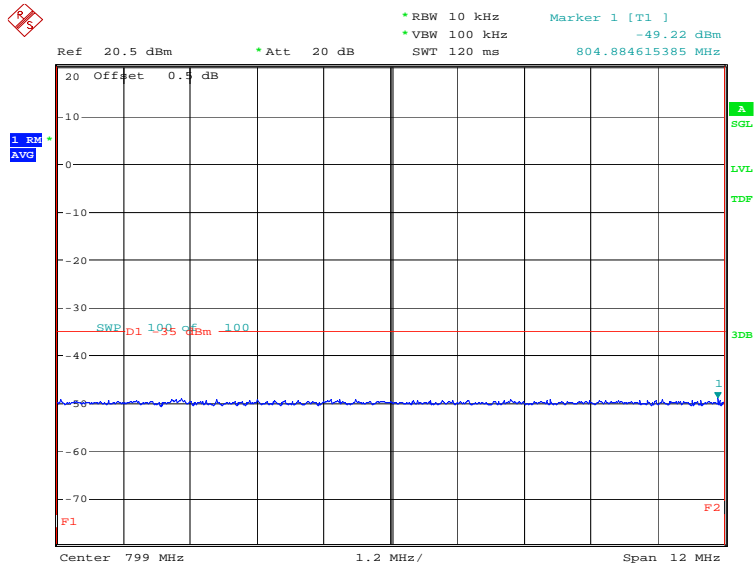


Date: 15.JUL.2020 15:02:34

HIGH BAND EDGE BLOCK-1RB-high_offset

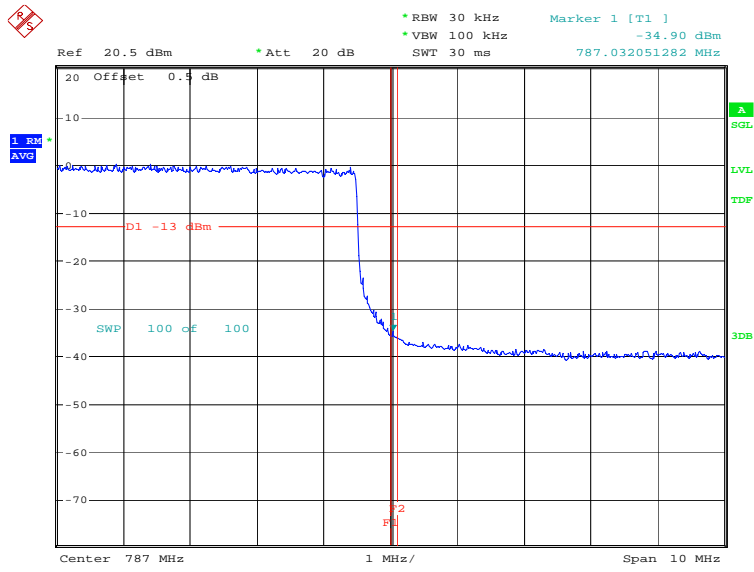


Date: 15.JUL.2020 15:03:07

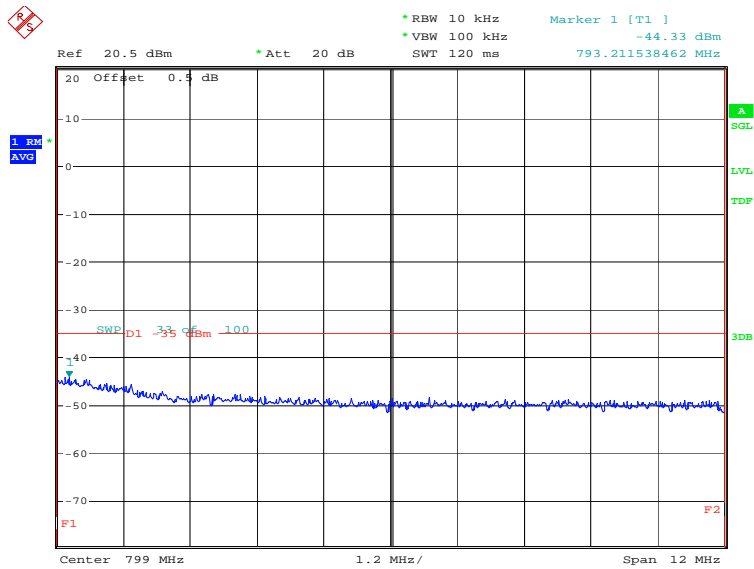


Date: 15.JUL.2020 15:03:39

HIGH BAND EDGE BLOCK-10MHz-100%RB

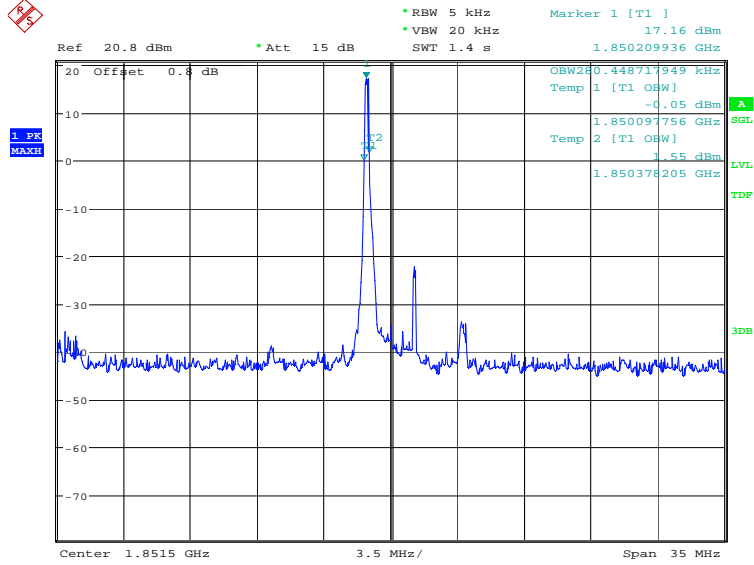


Date: 18.JUN.2020 17:52:44



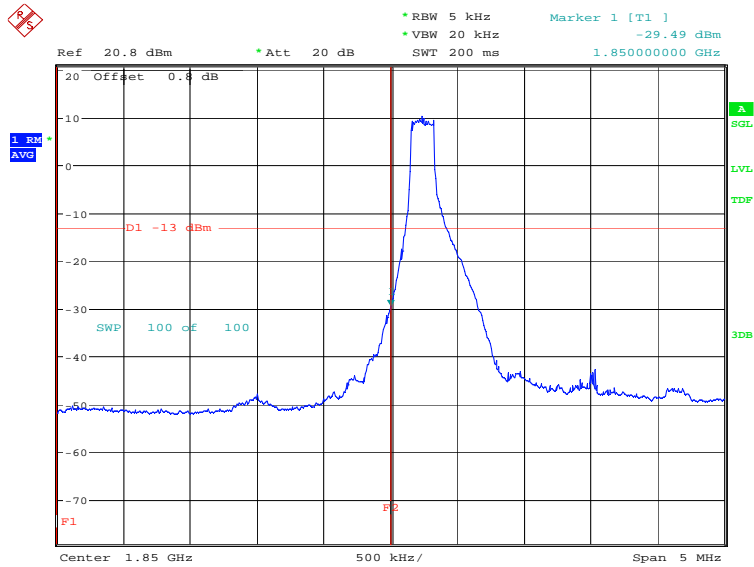
Date: 18.JUN.2020 17:52:57

LTE band 25
OBW: 1RB-low_offset



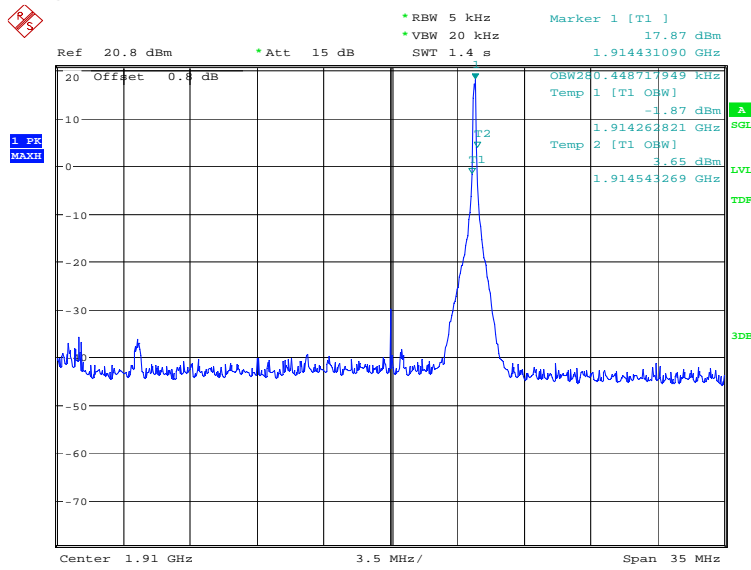
Date: 15.JUL.2020 14:07:49

LOW BAND EDGE BLOCK-1RB-low_offset



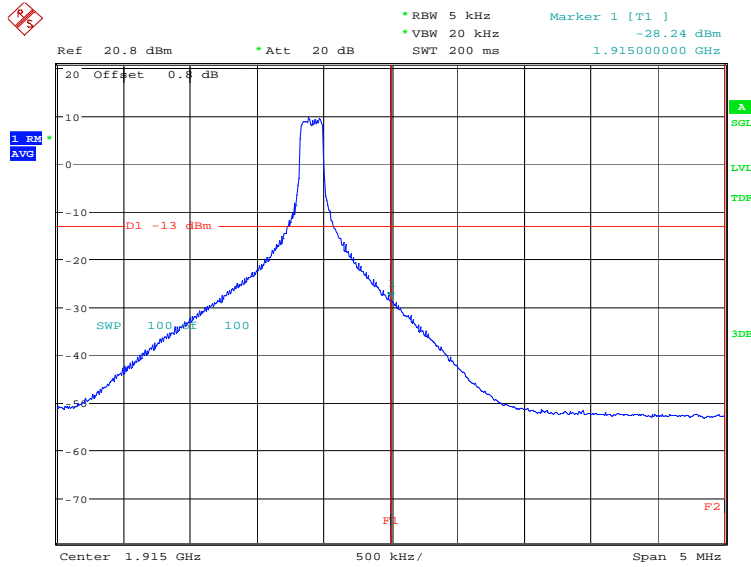
Date: 15.JUL.2020 14:09:02

OBW: 1RB-high_offset



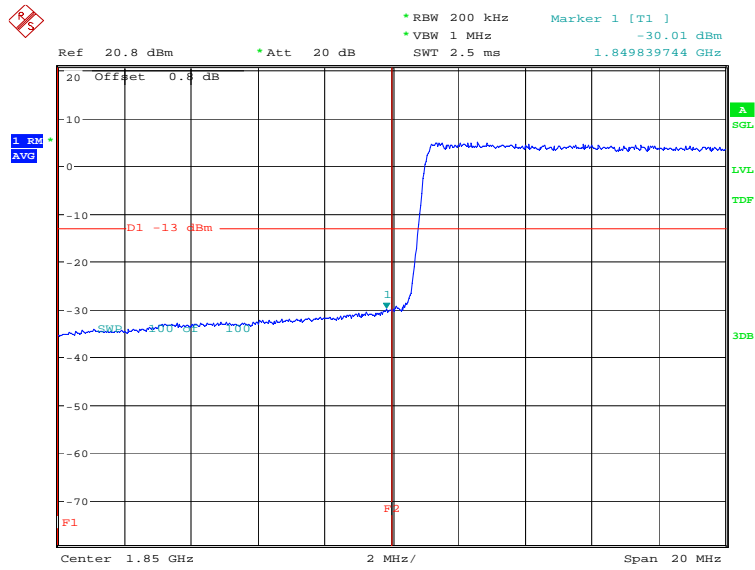
Date: 15.JUL.2020 14:09:43

HIGH BAND EDGE BLOCK-1RB-high_offset



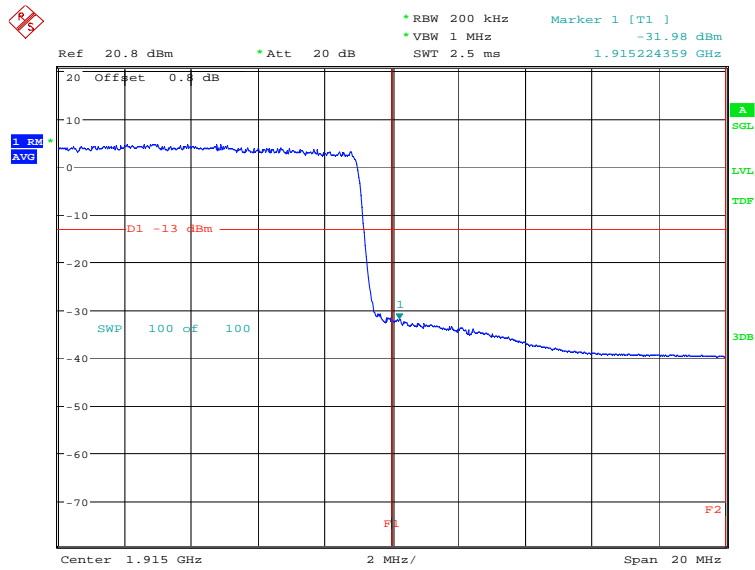
Date: 15.JUL.2020 14:10:56

LOW BAND EDGE BLOCK-20MHz-100%RB



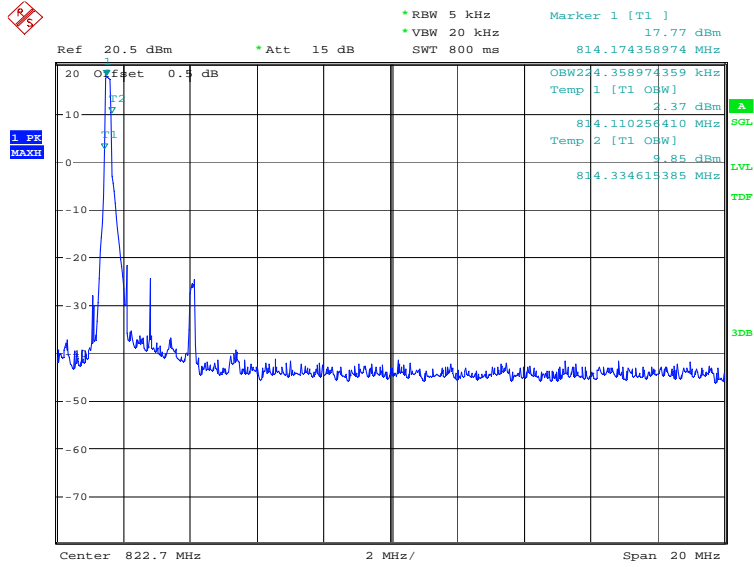
Date: 18.JUN.2020 17:55:09

HIGH BAND EDGE BLOCK-20MHz-100%RB



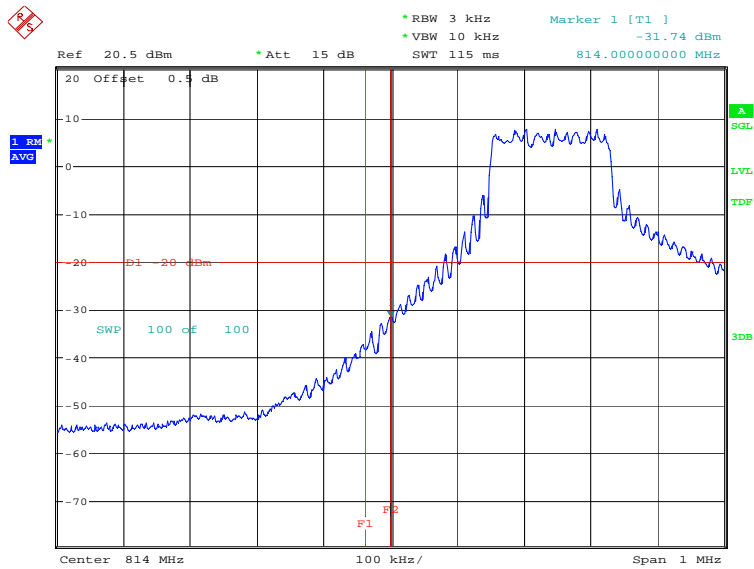
Date: 18.JUN.2020 17:56:30

LTE band 26(814MHz~824MHz)
OBW: 1RB-low_offset



Date: 15.JUL.2020 14:27:40

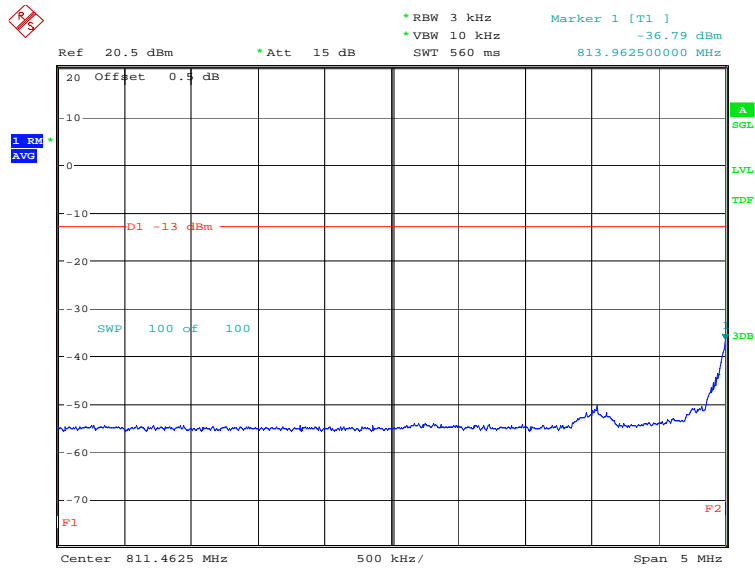
LOW BAND EDGE BLOCK-1RB-low_offset



Date: 15.JUL.2020 14:29:10

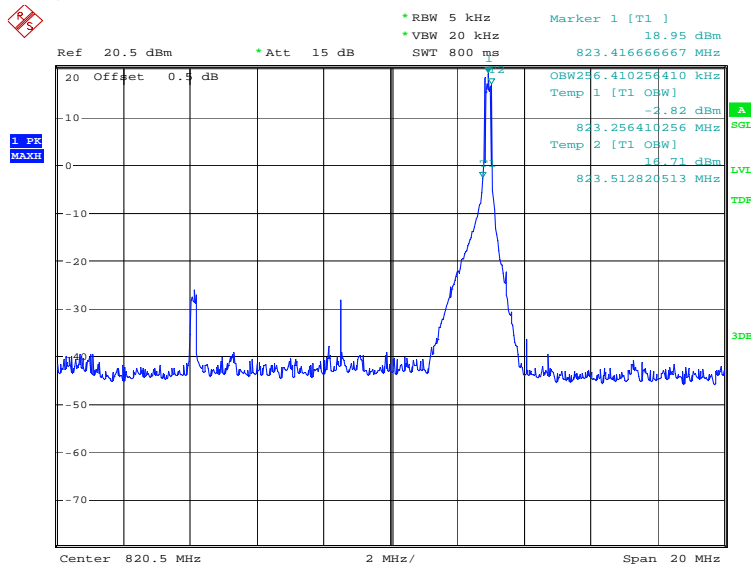


LOW Emission Mask -1RB-low_offset



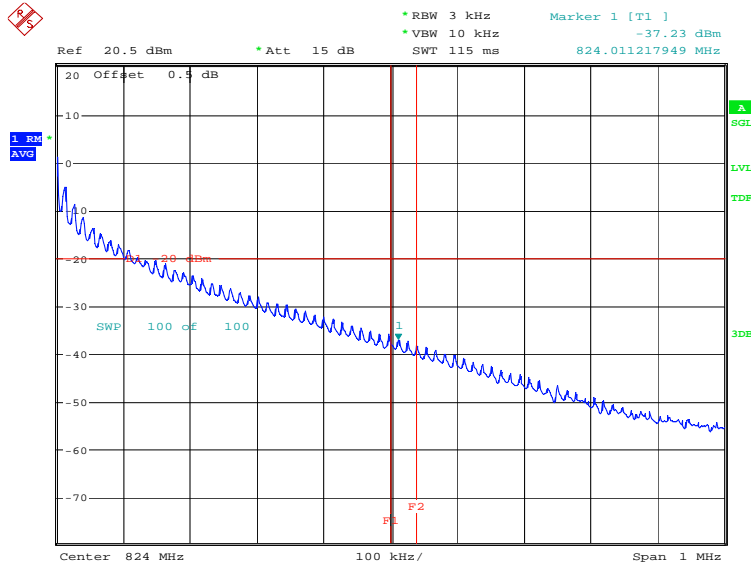
Date: 15.JUL.2020 14:31:25

OBW: 1RB-high_offset



Date: 15.JUL.2020 14:32:07

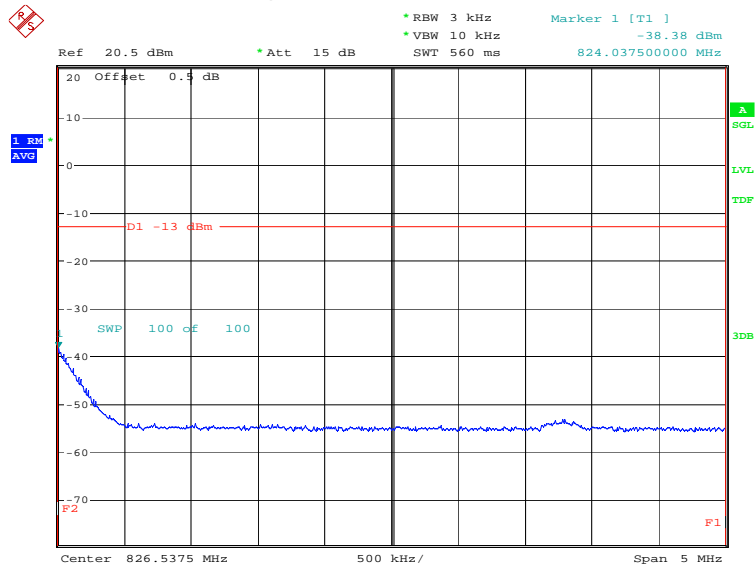
HIGH BAND EDGE BLOCK-1RB-high_offset



Date: 15.JUL.2020 14:33:37

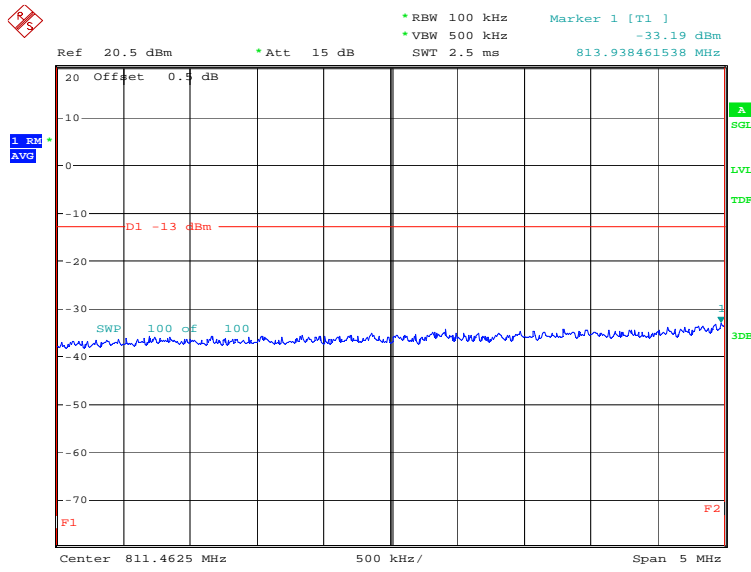


HIGH Emission Mask -1RB-high_offset



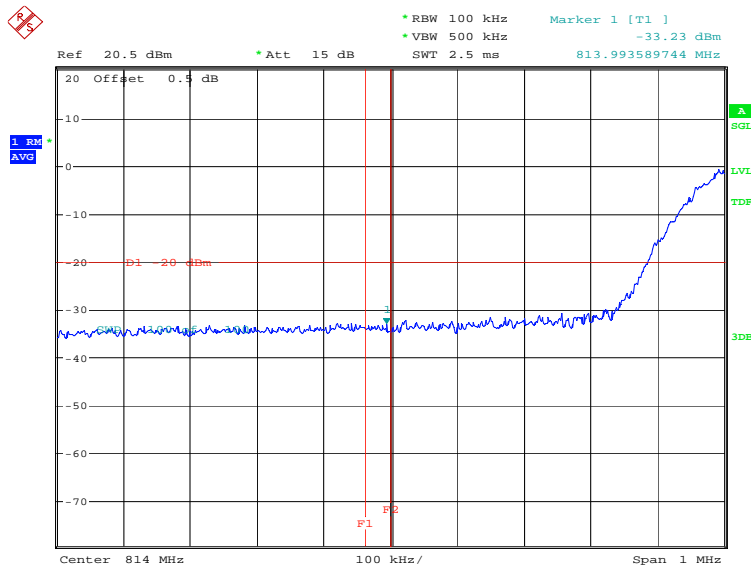
Date: 15.JUL.2020 14:35:53

LOW Emission Mask -10MHz-100%RB



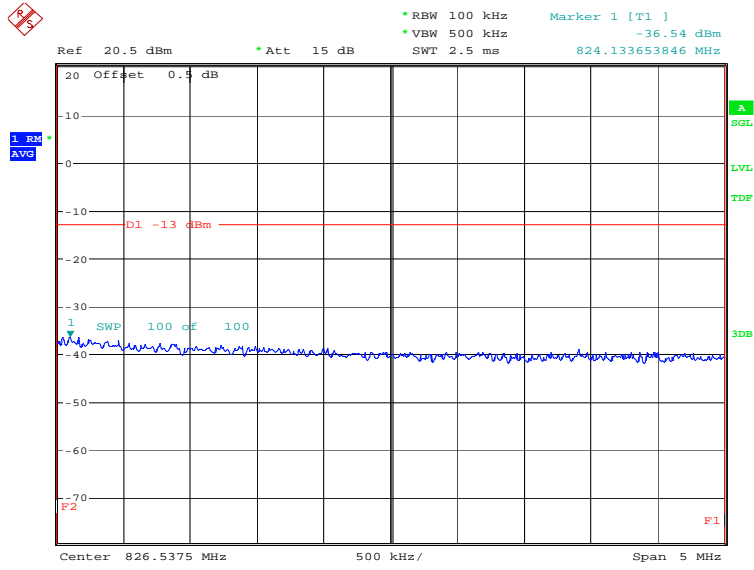
Date: 18.JUN.2020 19:20:58

LOW BAND EDGE BLOCK-10MHz-100%RB



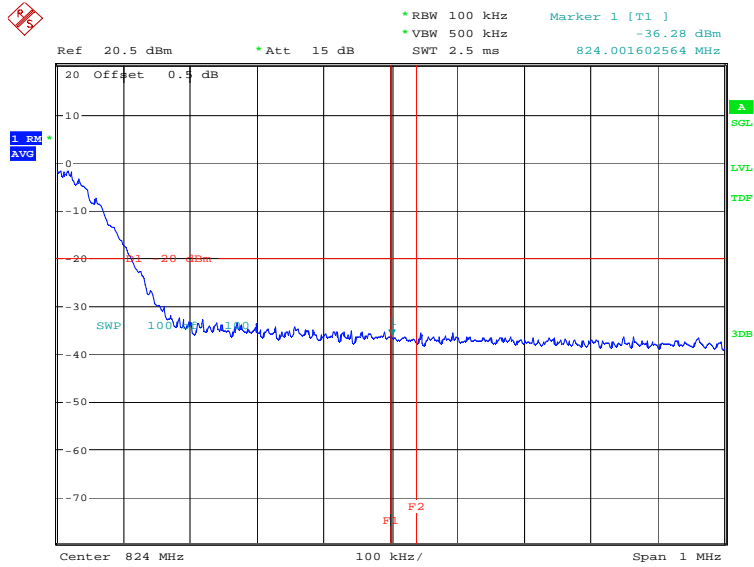
Date: 18.JUN.2020 19:20:37

HIGH Emission Mask -10MHz-100%RB



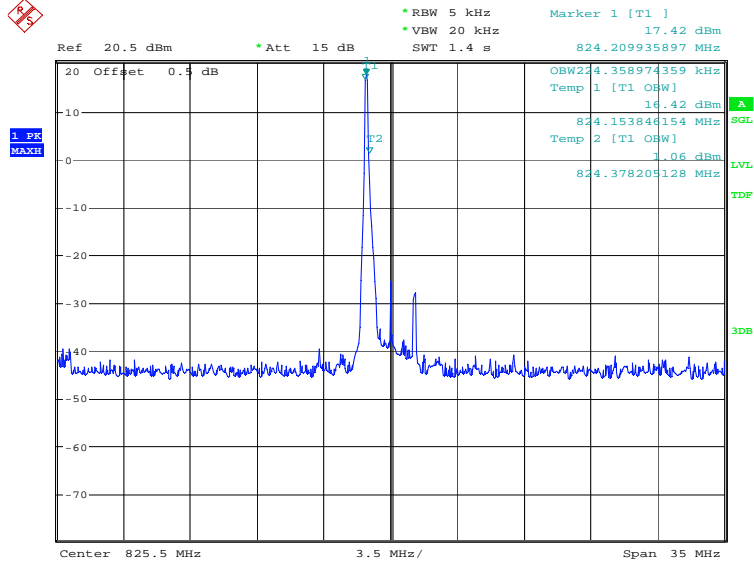
Date: 18.JUN.2020 19:22:46

HIGH BAND EDGE BLOCK-10MHz-100%RB



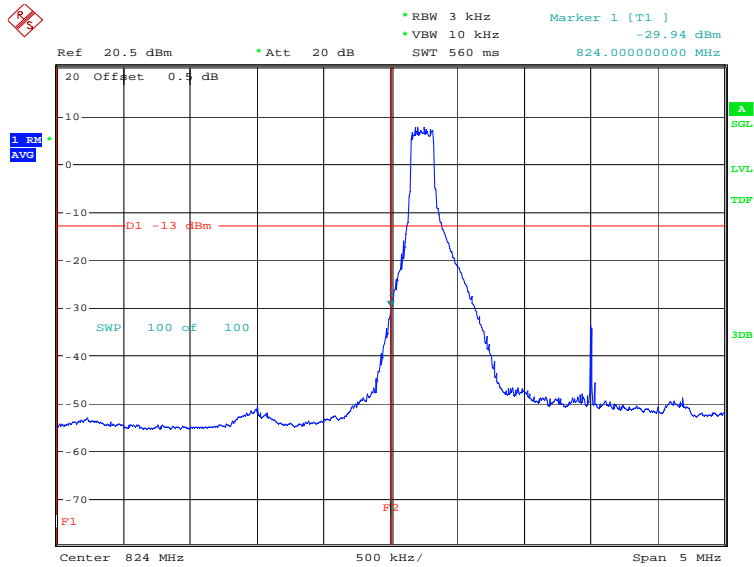
Date: 18.JUN.2020 19:22:26

LTE band 26(824MHz~849MHz)
OBW: 1RB-low_offset



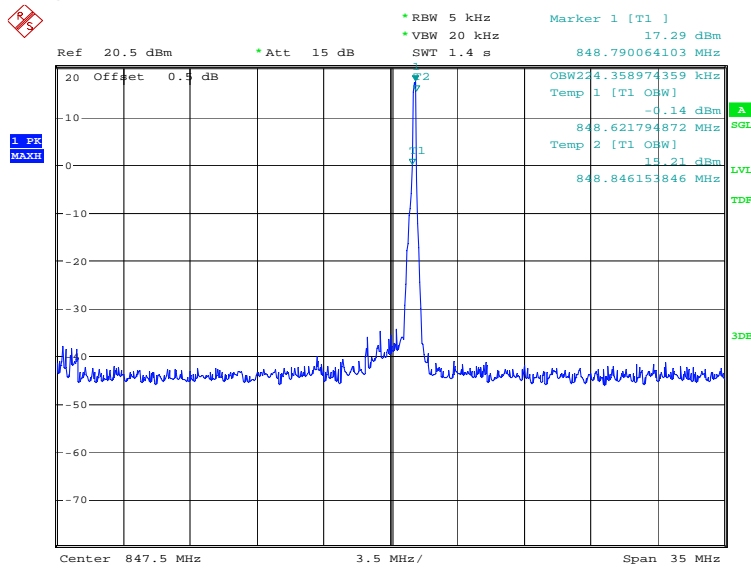
Date: 15.JUL.2020 14:11:39

LOW BAND EDGE BLOCK-1RB-low_offset



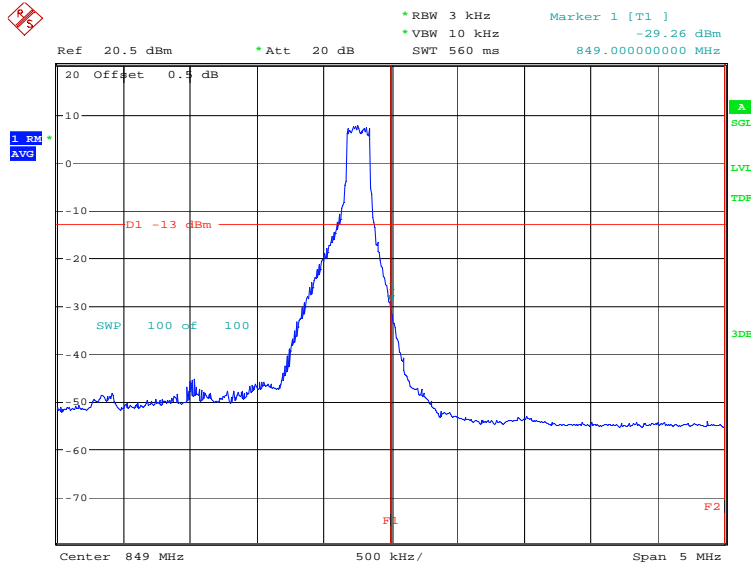
Date: 15.JUL.2020 14:12:52

OBW: 1RB-high_offset



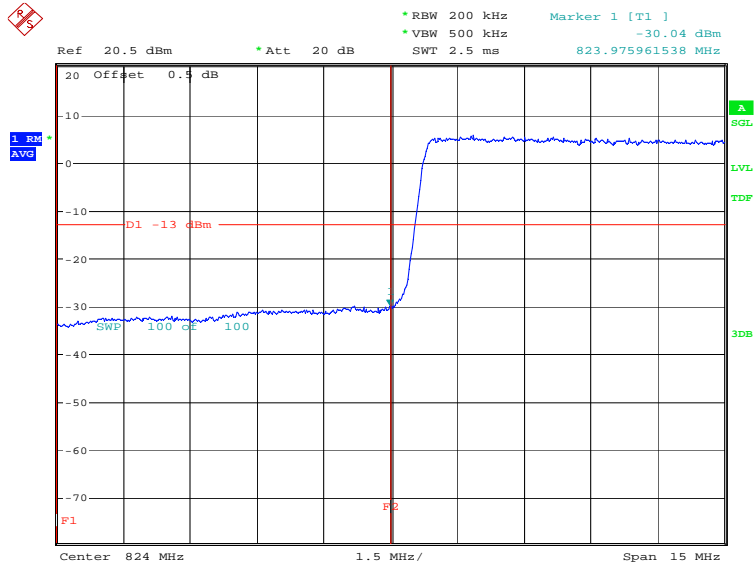
Date: 15.JUL.2020 14:13:26

HIGH BAND EDGE BLOCK-1RB-high_offset



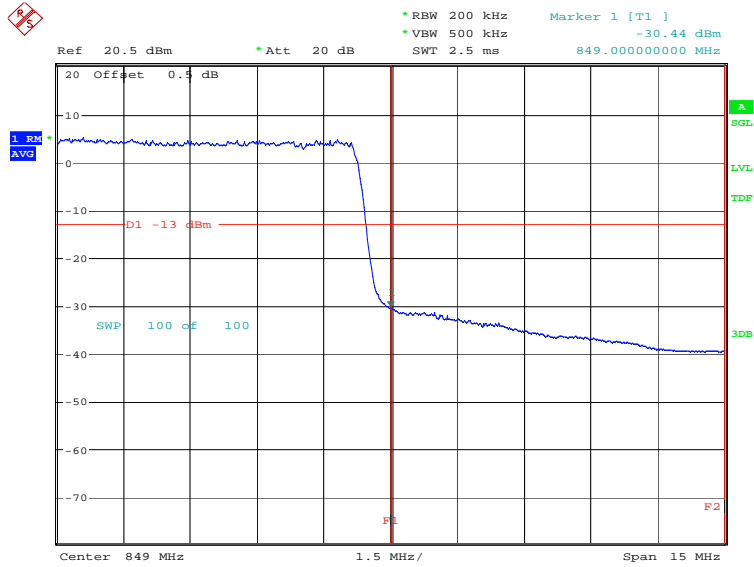
Date: 15.JUL.2020 14:14:39

LOW BAND EDGE BLOCK-15MHz-100%RB



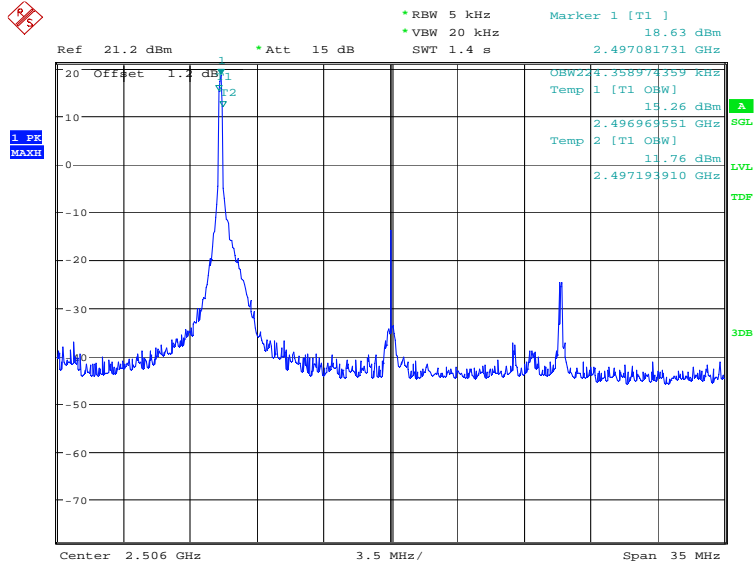
Date: 18.JUN.2020 17:58:41

HIGH BAND EDGE BLOCK-15MHz-100%RB



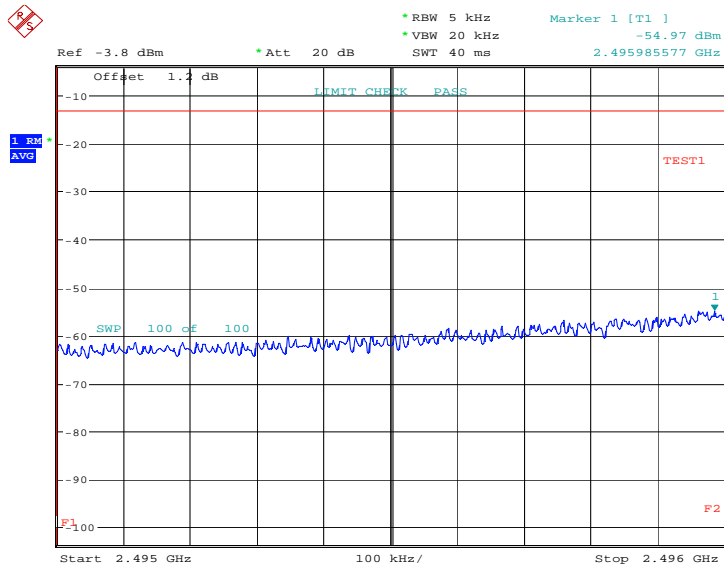
Date: 18.JUN.2020 18:00:02

LTE band 41 HPUE
OBW: 1RB-low_offset

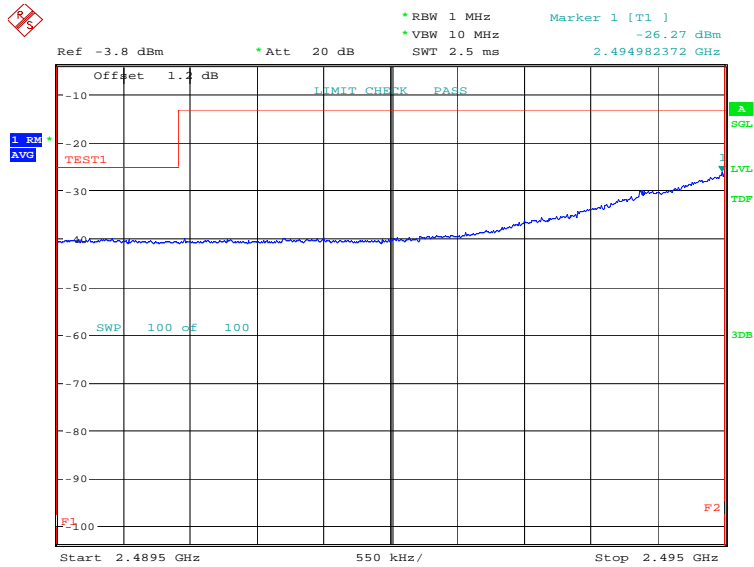


Date: 15.JUL.2020 15:14:43

LOW BAND EDGE BLOCK-1RB-low_offset

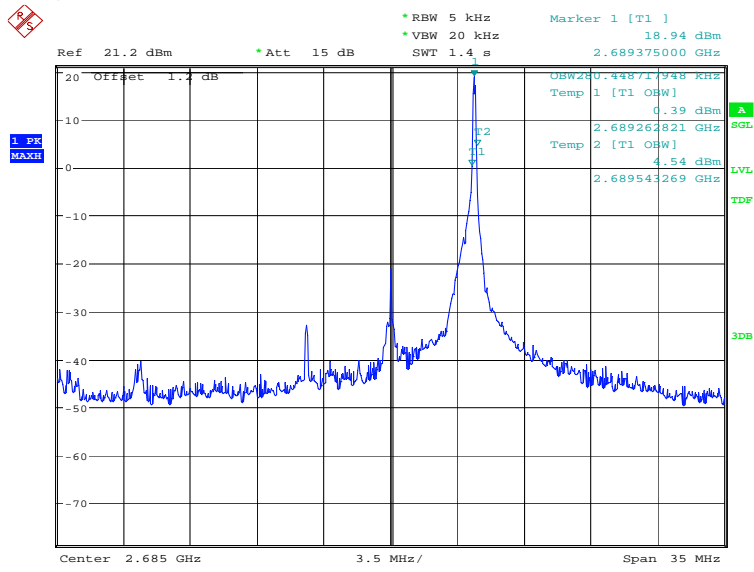


Date: 15.JUL.2020 15:16:03



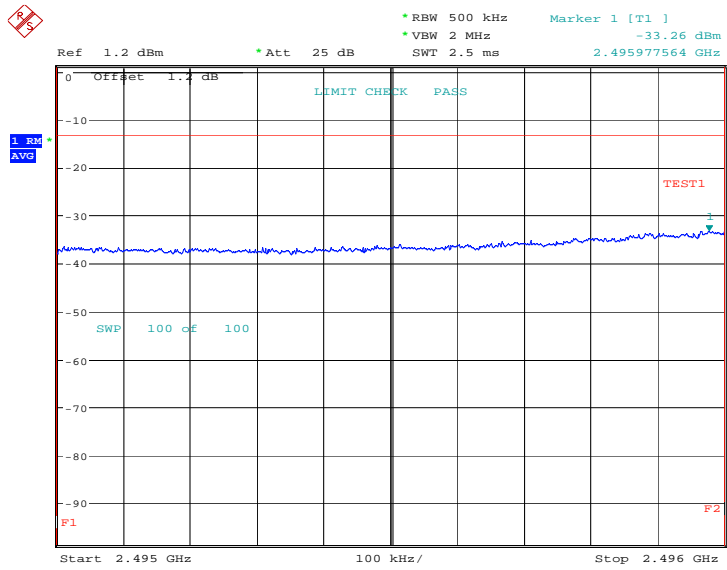
Date: 15.JUL.2020 15:16:17

OBW: 1RB-high_offset

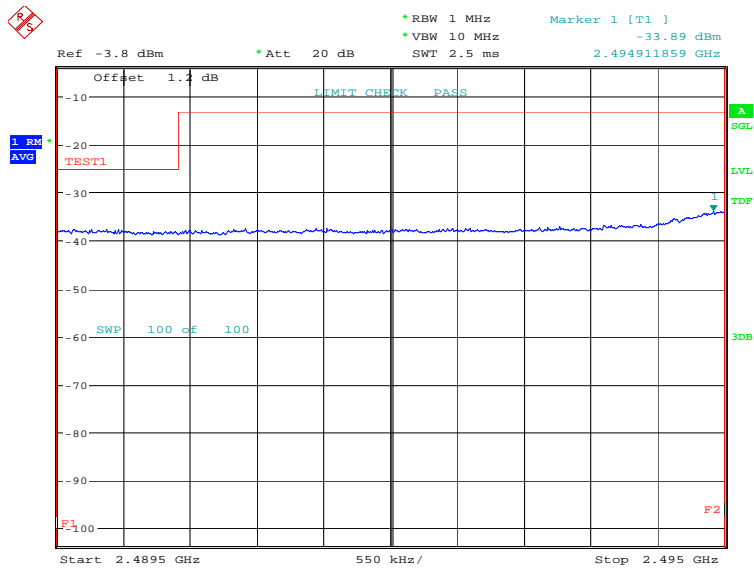


Date: 15.JUL.2020 15:17:32

LOW BAND EDGE BLOCK-20MHz-100%RB

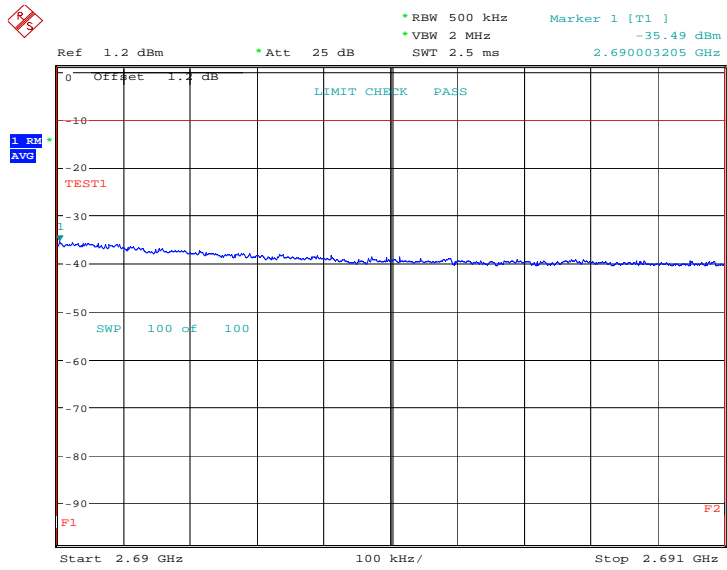


Date: 18.JUN.2020 14:37:50

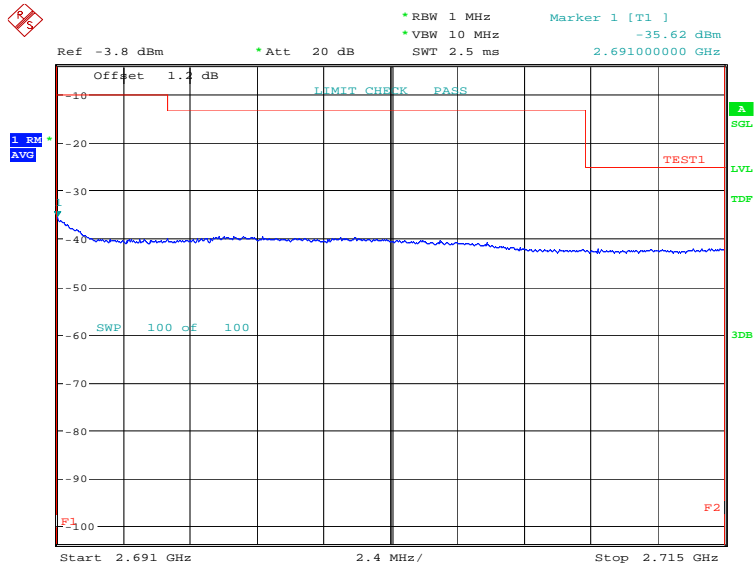


Date: 18.JUN.2020 14:38:04

HIGH BAND EDGE BLOCK-20MHz-100%RB

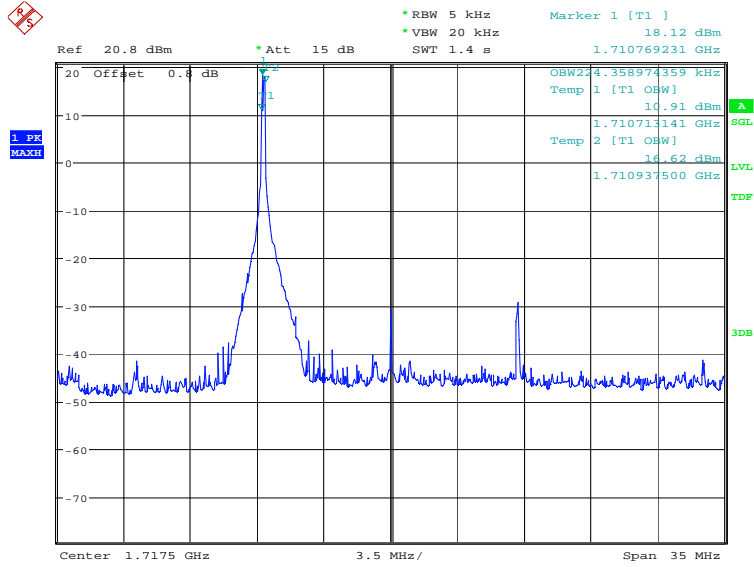


Date: 18.JUN.2020 14:39:29



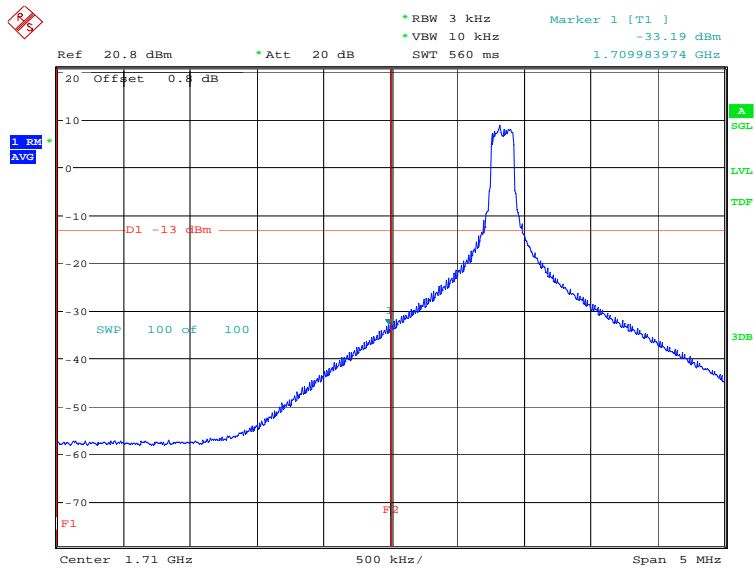
Date: 18.JUN.2020 14:39:43

LTE band 66
OBW: 1RB-low_offset



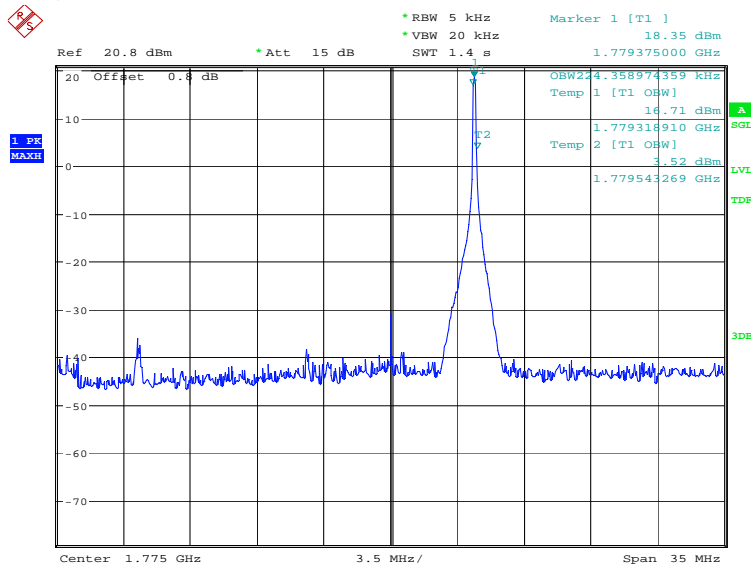
Date: 15.JUL.2020 14:15:21

LOW BAND EDGE BLOCK-1RB-low_offset



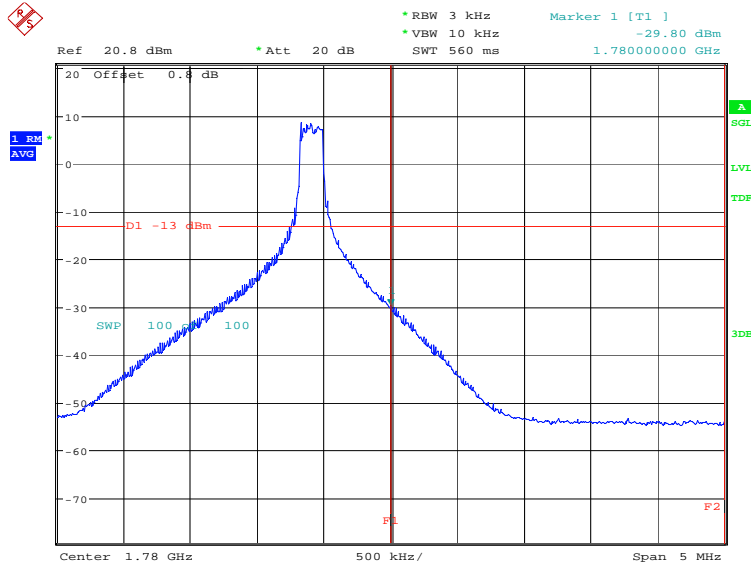
Date: 15.JUL.2020 14:16:34

OBW: 1RB-high_offset



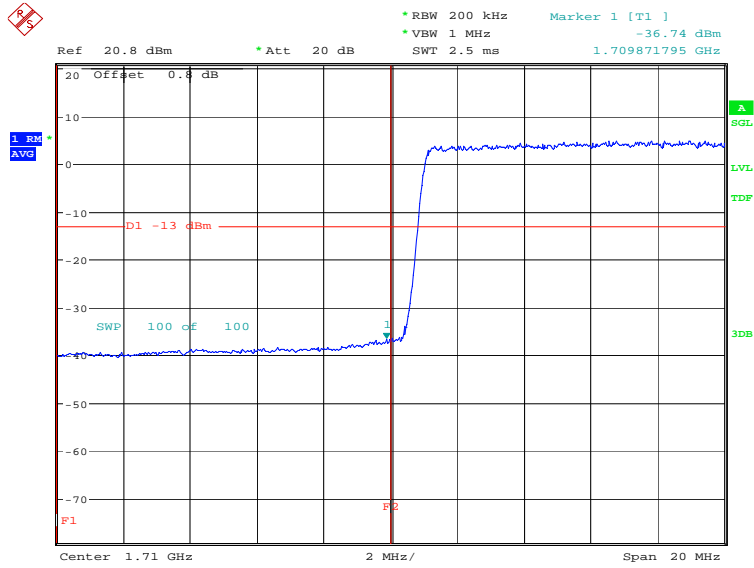
Date: 15.JUL.2020 14:17:10

HIGH BAND EDGE BLOCK-1RB-high_offset



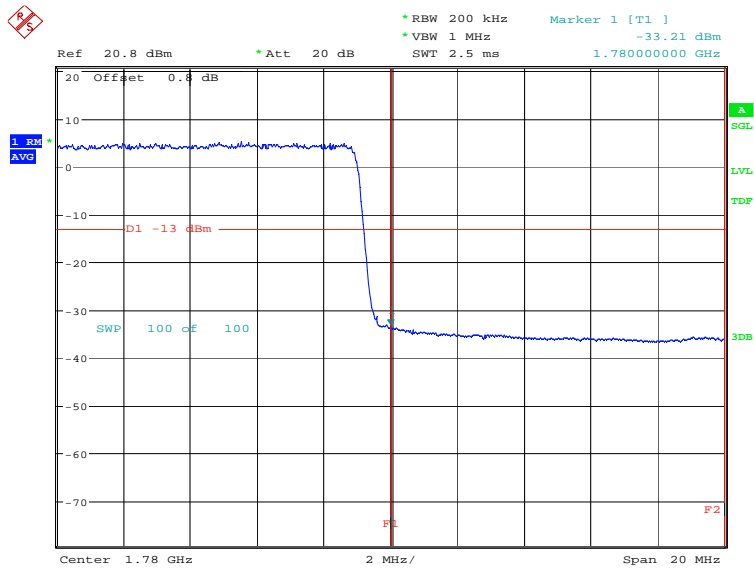
Date: 15.JUL.2020 14:18:23

LOW BAND EDGE BLOCK-20MHz-100%RB



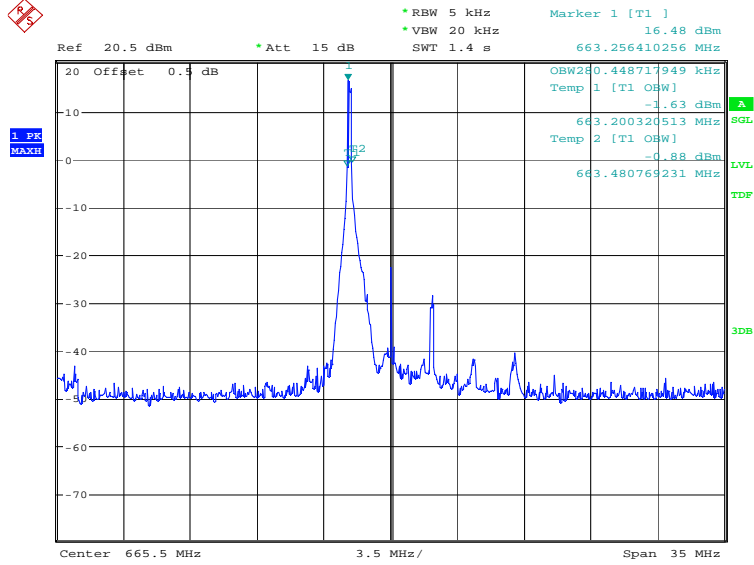
Date: 18.JUN.2020 18:01:31

HIGH BAND EDGE BLOCK-20MHz-100%RB



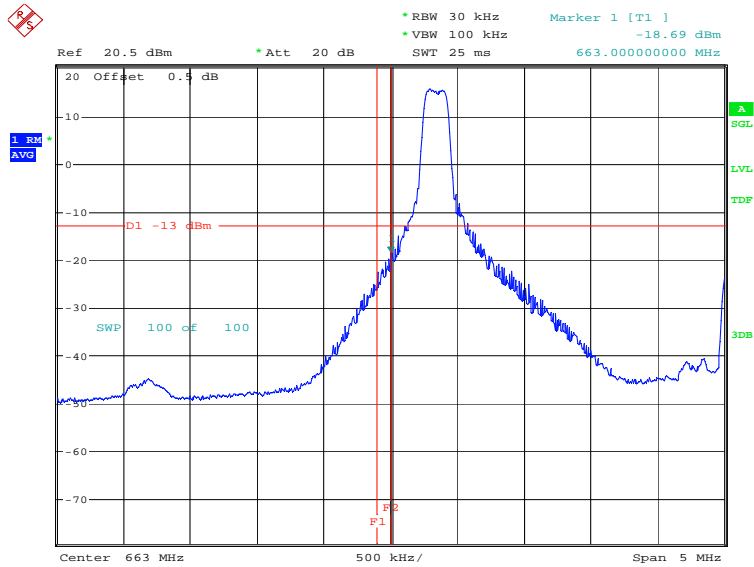
Date: 18.JUN.2020 18:02:52

LTE band 71
OBW: 1RB-low_offset



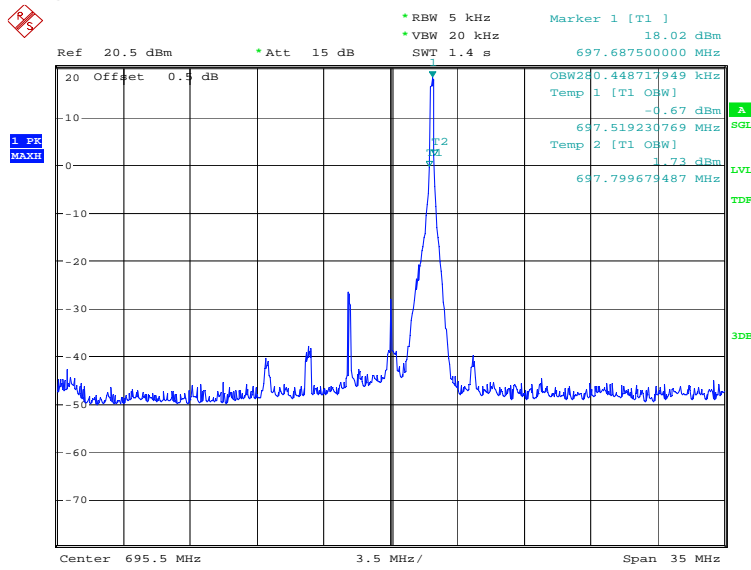
Date: 15.JUL.2020 13:59:41

LOW BAND EDGE BLOCK-1RB-low_offset



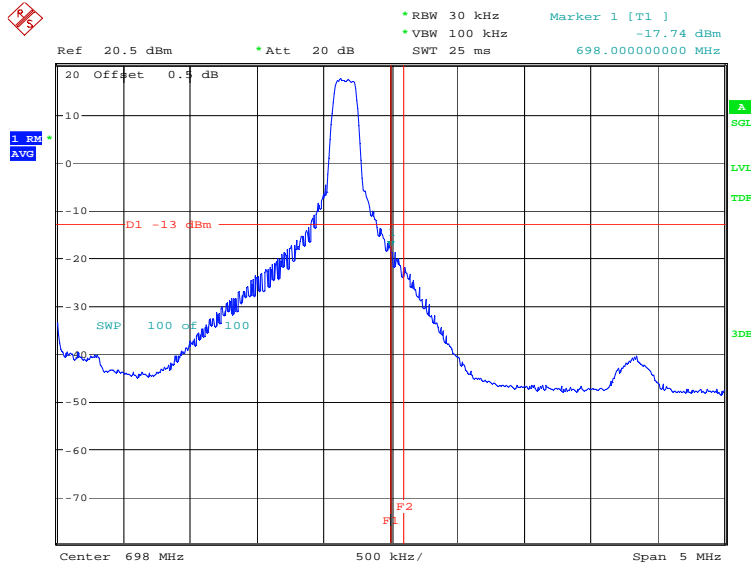
Date: 15.JUL.2020 13:59:54

OBW: 1RB-high_offset



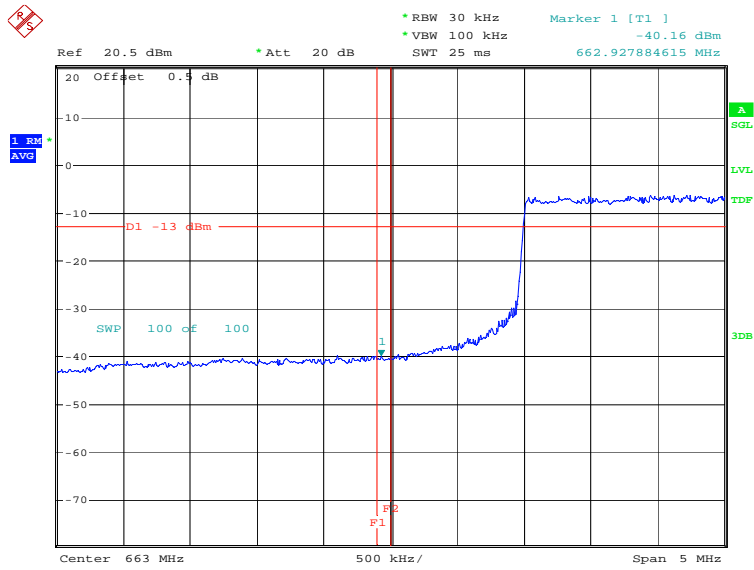
Date: 15.JUL.2020 14:00:28

HIGH BAND EDGE BLOCK-1RB-high_offset



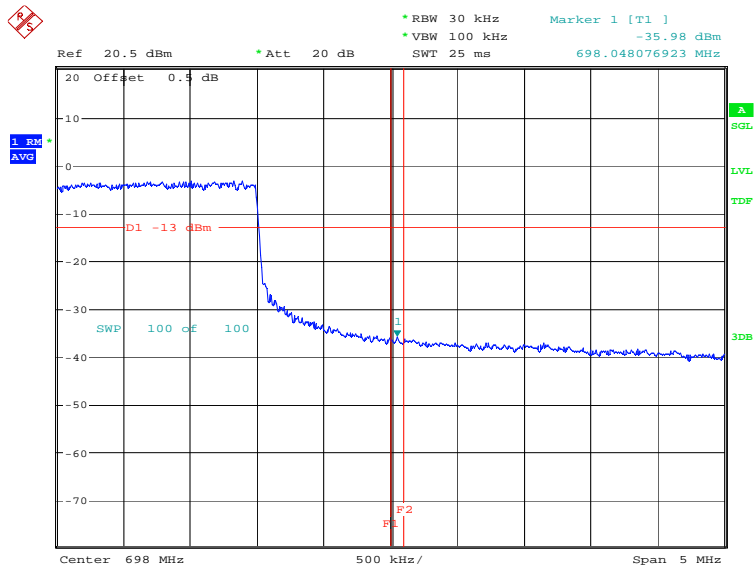
Date: 15.JUL.2020 14:00:41

LOW BAND EDGE BLOCK-20MHz-100%RB



Date: 18.JUN.2020 17:44:51

HIGH BAND EDGE BLOCK-20MHz-100%RB



Date: 18.JUN.2020 17:46:12

A.7 Conducted Spurious Emission

A.7.1 Measurement Method

The following steps outline the procedure used to measure the conducted emissions from the EUT.

1. In measuring unwanted emissions, the spectrum shall be investigated from 30 MHz or the lowest radio frequency signal generated in the equipment, whichever is lower, without going below 9 kHz, up to at least the frequency given below:
 - (a) If the equipment operates below 10 GHz: to the tenth harmonic of the highest fundamental frequency or to 40 GHz, whichever is lower.
 - (b) If the equipment operates at or above 10 GHz: to the fifth harmonic of the highest fundamental frequency or to 100 GHz, whichever is lower.
2. Determine EUT transmit frequencies: below outlines the band edge frequencies pertinent to conducted emissions testing.
3. The number of sweep points of spectrum analyzer is set to 30001 which is greater than span/RBW.

A. 7.2 Measurement Limit

Part 22.917, Part 24.238 and Part 27.53(h) specify that the power of any emission outside of the authorized operating frequency ranges must be attenuated below the transmitting power (P) by a factor of at least $43 + 10 \log(P)$ dB.

Part 27.53(m) specifies for mobile digital stations, the attenuation factor shall be not less than $40 + 10 \log(P)$ dB on all frequencies between the channel edge and 5 megahertz from the channel edge, $43 + 10 \log(P)$ dB on all frequencies between 5 megahertz and X megahertz from the channel edge, and $55 + 10 \log(P)$ dB on all frequencies more than X megahertz from the channel edge, where X is the greater of 6 megahertz or the actual emission bandwidth as defined in paragraph (m)(6) of this section. In addition, the attenuation factor shall not be less than $43 + 10 \log(P)$ dB on all frequencies between 2490.5 MHz and 2496 MHz and $55 + 10 \log(P)$ dB at or below 2490.5 MHz. Mobile Satellite Service licensees operating on frequencies below 2495 MHz may also submit a documented interference complaint against BRS licensees operating on channel BRS Channel 1 on the same terms and conditions as adjacent channel BRS or EBS licensees.

Part 27.53(c) states for operations in the 746-758 MHz band and the 776-788 MHz band, the power of any emission outside the licensee's frequency band(s) of operation shall be attenuated below the transmitter power (P) within the licensed band(s) of operation, measured in watts, in accordance with the following:(1) On any frequency outside the 746-758 MHz band, the power of any emission shall be attenuated outside the band below the transmitter power (P) by at least $43 + 10 \log(P)$ dB;(2) On any frequency outside the 776-788 MHz band, the power of any emission shall be attenuated outside the band below the transmitter power (P) by at least $43 + 10 \log(P)$ dB;(4) On all frequencies between 763-775 MHz and 793-805 MHz, by a factor not less than $65 + 10 \log(P)$ dB in a 6.25 kHz band segment, for mobile and portable stations.

Part 27.53(f) states for operations in the 746–758 MHz, 775–788 MHz, and 805–806 MHz bands, emissions in the band 1559–1610 MHz shall be limited to -70dBW/MHz equivalent isotropically



radiated power (EIRP) for wideband signals.

Part 27.53(g) states for operations in the 600 MHz band and the 698–746 MHz band, the power of any emission outside a licensee's frequency band(s) of operation shall be attenuated below the transmitter power (P) within the licensed band(s) of operation, measured in watts, by at least $43 + 10 \log(P)$ dB. Compliance with this provision is based on the use of measurement instrumentation employing a resolution bandwidth of 100 kilohertz or greater. However, in the 100 kilohertz bands immediately outside and adjacent to a licensee's frequency block, a resolution bandwidth of at least 30 kHz may be employed.

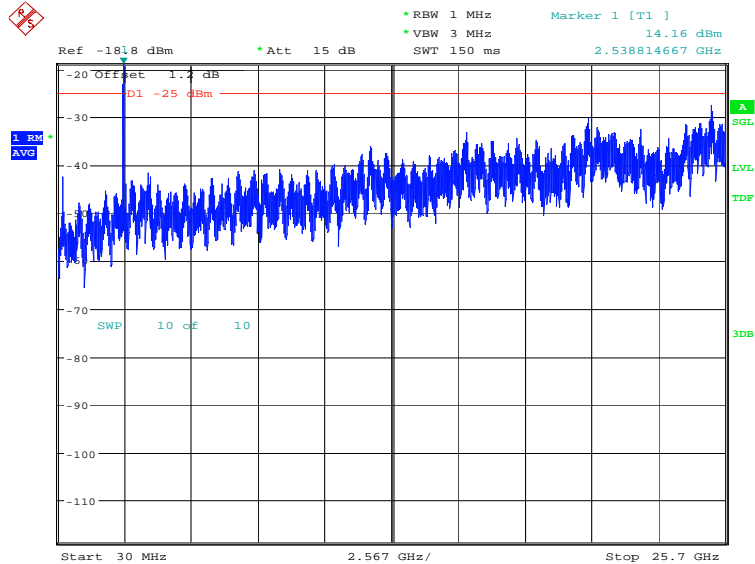
Part 90.691 states that out-of-band emission requirement shall apply only to the "outer" channels included in an EA license and to spectrum adjacent to interior channels used by incumbent licensees. The emission limits are as follows: For any frequency removed from the EA licensee's frequency block by up to and including 37.5 kHz, the power of any emission shall be attenuated below the transmitter power (P) in watts by at least $116 \log_{10}(f/6.1)$ decibels or $50 + 10 \log_{10}(P)$ decibels or 80 decibels, whichever is the lesser attenuation, where f is the frequency removed from the center of the outer channel in the block in kilohertz and where f is greater than 12.5 kHz. For any frequency removed from the EA licensee's frequency block greater than 37.5 kHz, the power of any emission shall be attenuated below the transmitter power (P) in watts by at least $43 + 10 \log_{10}(P)$ decibels or 80 decibels, whichever is the lesser attenuation, where f is the frequency removed from the center of the outer channel in the block in kilohertz and where f is greater than 37.5 kHz.

A. 7.3 Measurement result

Only the worst case result is given below

LTE band 7: 30MHz – 25.7GHz

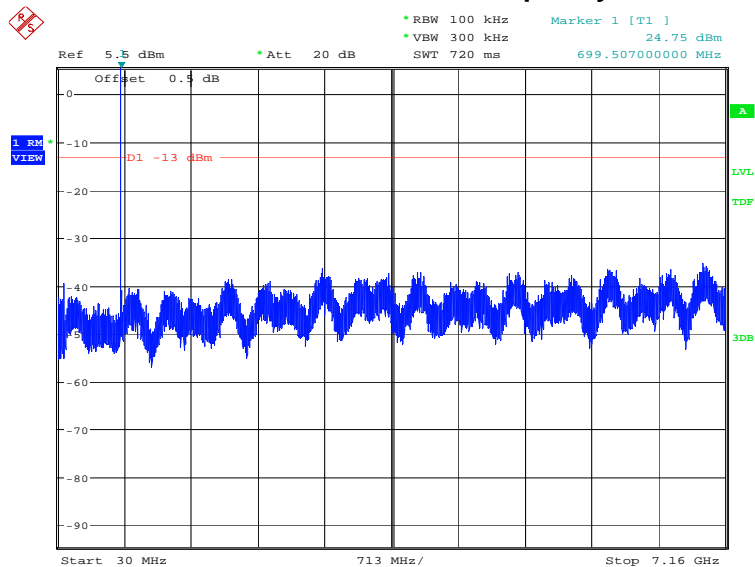
NOTE: peak above the limit line is the carrier frequency.



Date: 15.JUL.2020 15:20:04

LTE band 12: 30MHz – 7.16GHz

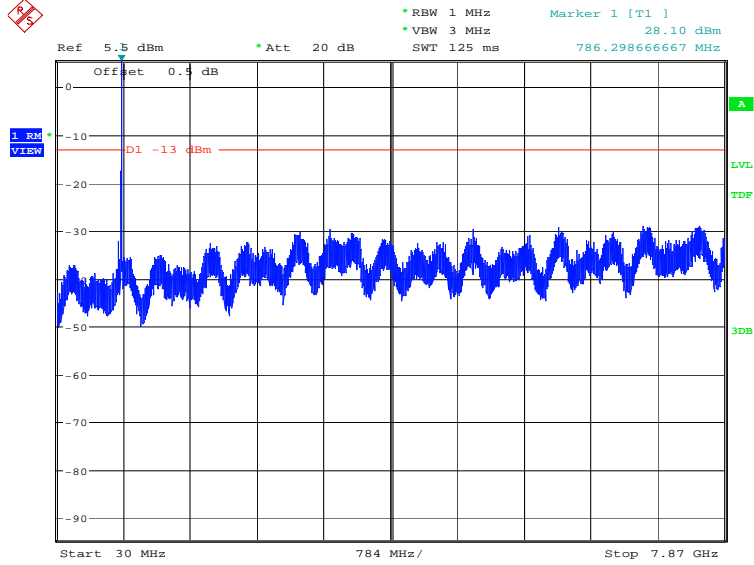
NOTE: peak above the limit line is the carrier frequency.



Date: 15.JUL.2020 14:21:09

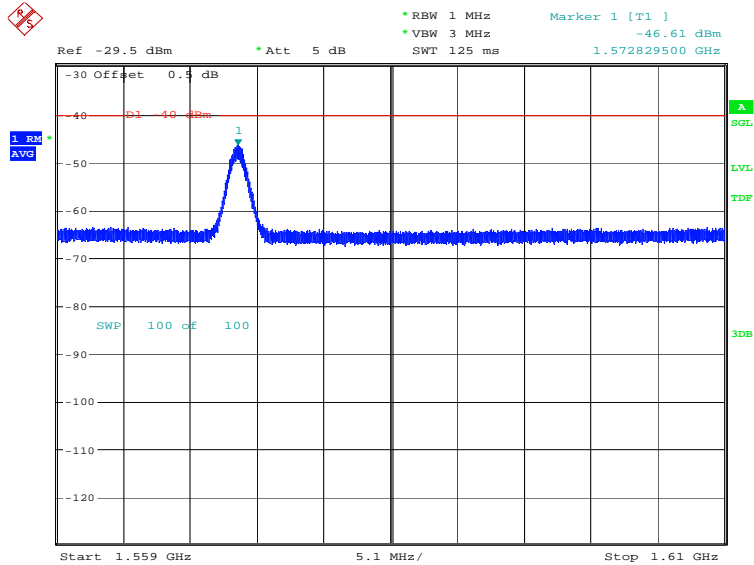
LTE band 13: 30MHz – 7.87GHz

NOTE: peak above the limit line is the carrier frequency.



Date: 15.JUL.2020 15:04:53

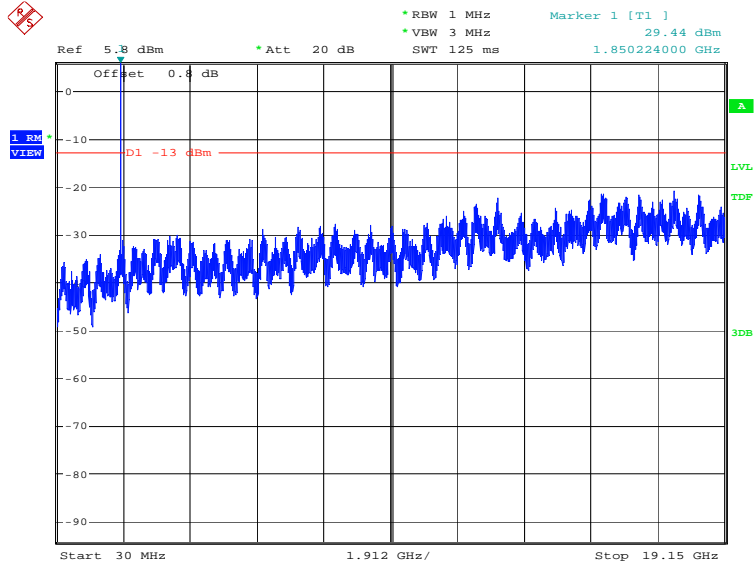
LTE band 13: 1559MHz – 1610MHz



Date: 15.JUL.2020 15:05:22

LTE band 25: 30MHz – 19.15GHz

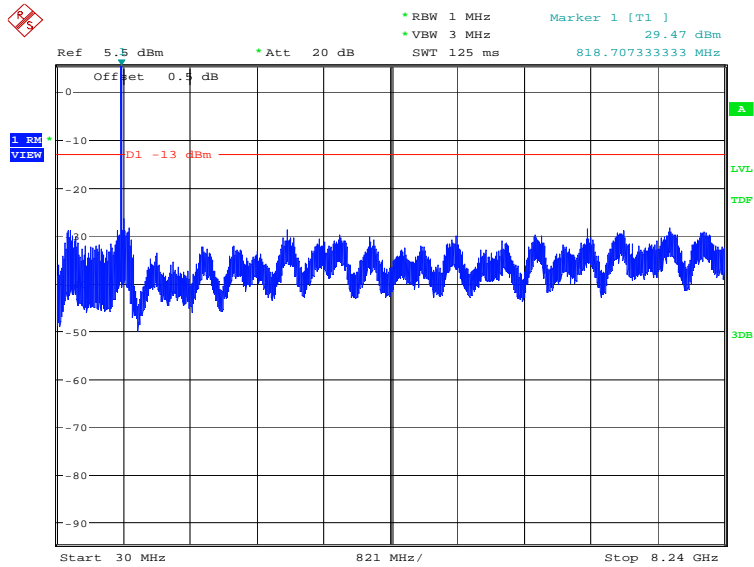
NOTE: peak above the limit line is the carrier frequency.



Date: 15.JUL.2020 14:24:27

LTE band 26(814MHz~824MHz): 30MHz – 8.24GHz

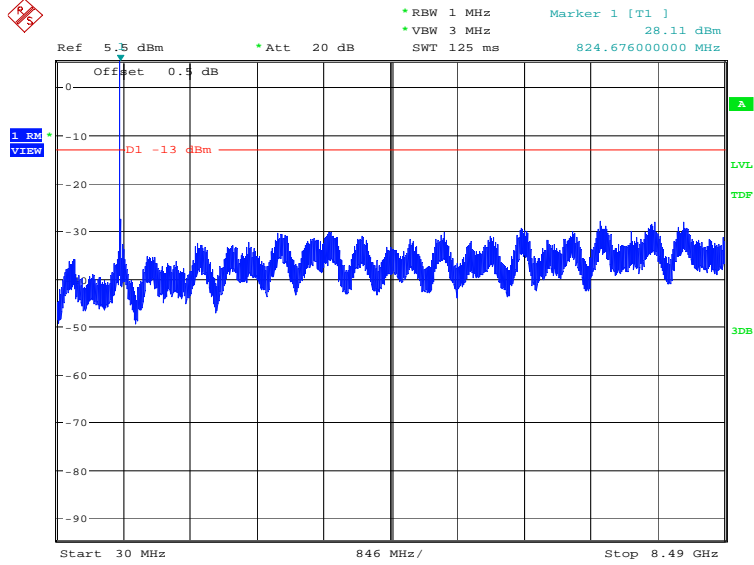
NOTE: peak above the limit line is the carrier frequency.



Date: 15.JUL.2020 14:25:49

LTE band 26(824MHz~849MHz): 30MHz – 8.49GHz

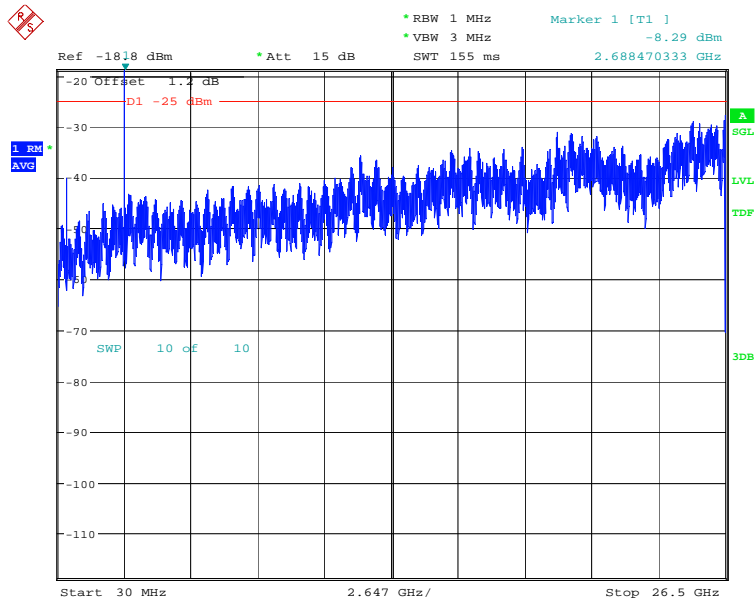
NOTE: peak above the limit line is the carrier frequency.



Date: 15.JUL.2020 14:25:10

LTE band 41 HPUE: 30MHz – 26.5GHz

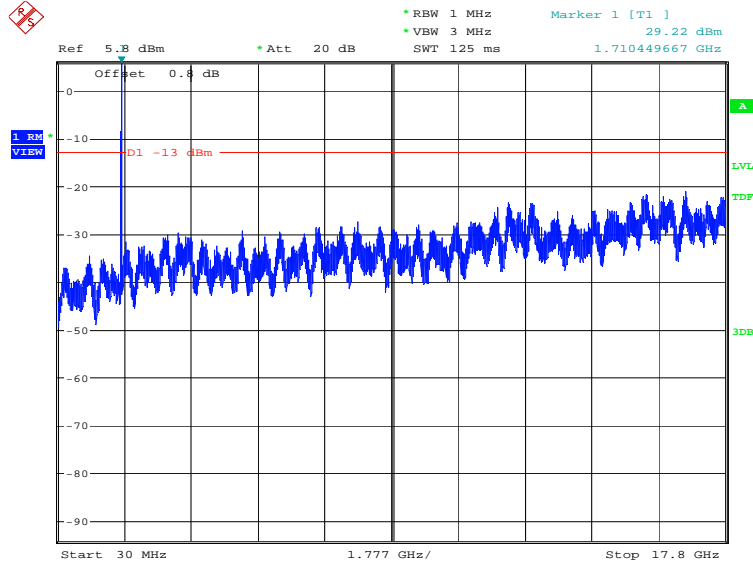
NOTE: peak above the limit line is the carrier frequency.



Date: 16.JUL.2020 10:16:35

LTE band 66: 30MHz – 17.8GHz

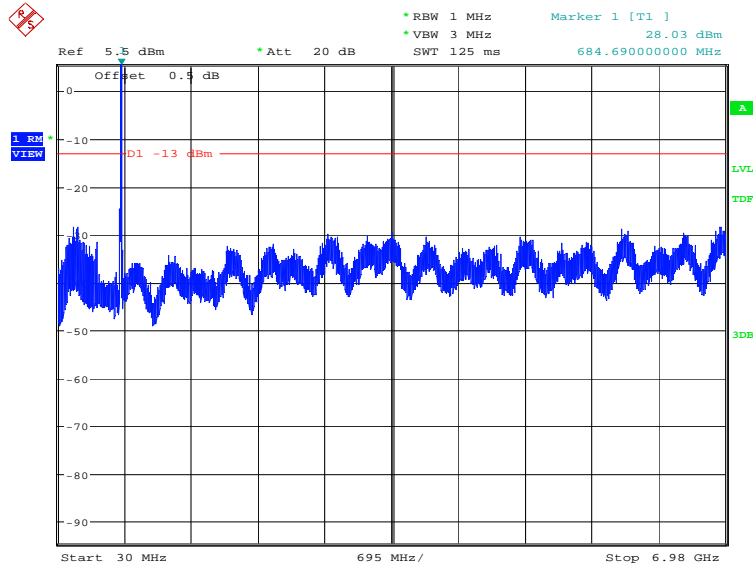
NOTE: peak above the limit line is the carrier frequency.



Date: 15.JUL.2020 14:26:32

LTE band 71: 30MHz – 6.98GHz

NOTE: peak above the limit line is the carrier frequency.



Date: 15.JUL.2020 14:19:47

A.8 Peak-to-Average Power Ratio

The peak-to-average ratio (PAR) of the transmission may not exceed 13 dB

- a) Refer to instrument's analyzer instruction manual for details on how to use the power statistics/CCDF function;
- b) Set resolution/measurement bandwidth \geq signal's occupied bandwidth;
- c) Set the number of counts to a value that stabilizes the measured CCDF curve;
- d) Record the maximum PAPR level associated with a probability of 0.1%.

LTE band 7, 20MHz

Frequency(MHz)	PAPR(dB)	
2535.0	QPSK	16QAM
	6.83	7.40

LTE band 12,10MHz

Frequency(MHz)	PAPR(dB)	
707.5	QPSK	16QAM
	5.42	6.12

LTE band 13,10MHz

Frequency(MHz)	PAPR(dB)	
782.0	QPSK	16QAM
	5.38	6.22

LTE band 25, 20MHz

Frequency(MHz)	PAPR(dB)	
1882.5	QPSK	16QAM
	6.76	7.44

LTE band 41 HPUE, 20MHz

Frequency(MHz)	PAPR(dB)	
2593.0	QPSK	16QAM
	8.21	8.81

LTE band 66, 20MHz

Frequency(MHz)	PAPR(dB)	
1745.0	QPSK	16QAM
	6.41	7.24



LTE band 71, 20MHz

Frequency(MHz)	PAPR(dB)	
680.5	QPSK	16QAM
	6.67	7.31

Annex B: Accreditation Certificate

<p>United States Department of Commerce National Institute of Standards and Technology</p> 	
<hr/> <p>Certificate of Accreditation to ISO/IEC 17025:2005</p> <hr/>	
<p>NVLAP LAB CODE: 600118-0</p>	
<p>Telecommunication Technology Labs, CAICT Beijing China</p>	
<p><i>is accredited by the National Voluntary Laboratory Accreditation Program for specific services, listed on the Scope of Accreditation, for:</i></p>	
<p>Electromagnetic Compatibility & Telecommunications</p>	
<p><i>This laboratory is accredited in accordance with the recognized International Standard ISO/IEC 17025:2005. This accreditation demonstrates technical competence for a defined scope and the operation of a laboratory quality management system (refer to joint ISO-ILAC-IAF Communique dated January 2009).</i></p>	
<hr/> <p>2019-09-26 through 2020-09-30 <i>Effective Dates</i></p>	 <hr/> <p><i>[Signature]</i> For the National Voluntary Laboratory Accreditation Program</p>

END OF REPORT