

Fig. 42 Conducted Spurious Emission (802.11ac-HT20, Ch149, 25 GHz-40 GHz)

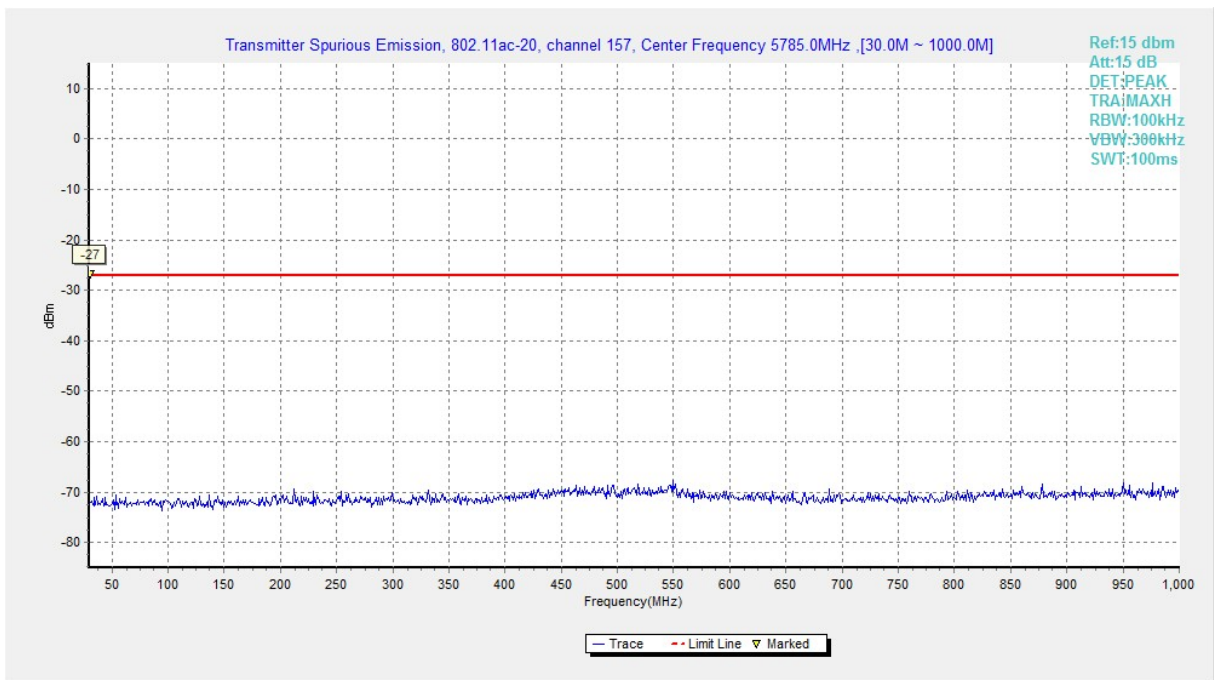


Fig. 43 Conducted Spurious Emission (802.11ac-HT20, Ch157, 30 MHz-1 GHz)

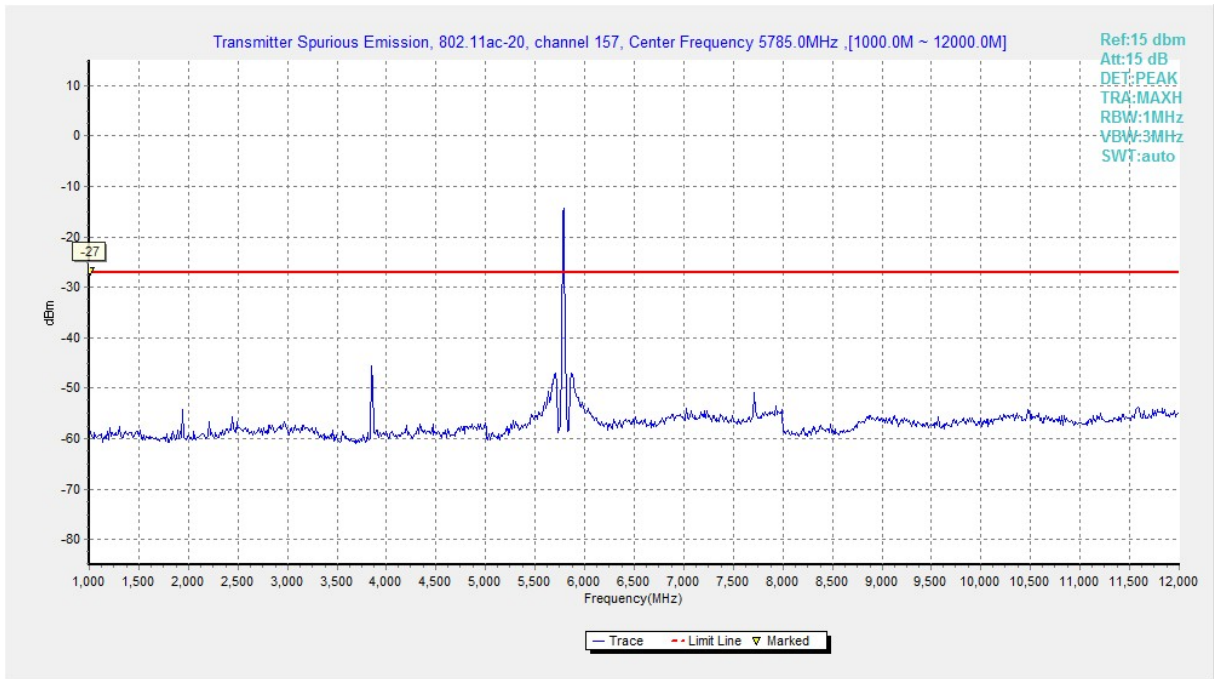


Fig. 44 Conducted Spurious Emission (802.11ac-HT20, Ch157, 1 GHz -12 GHz)

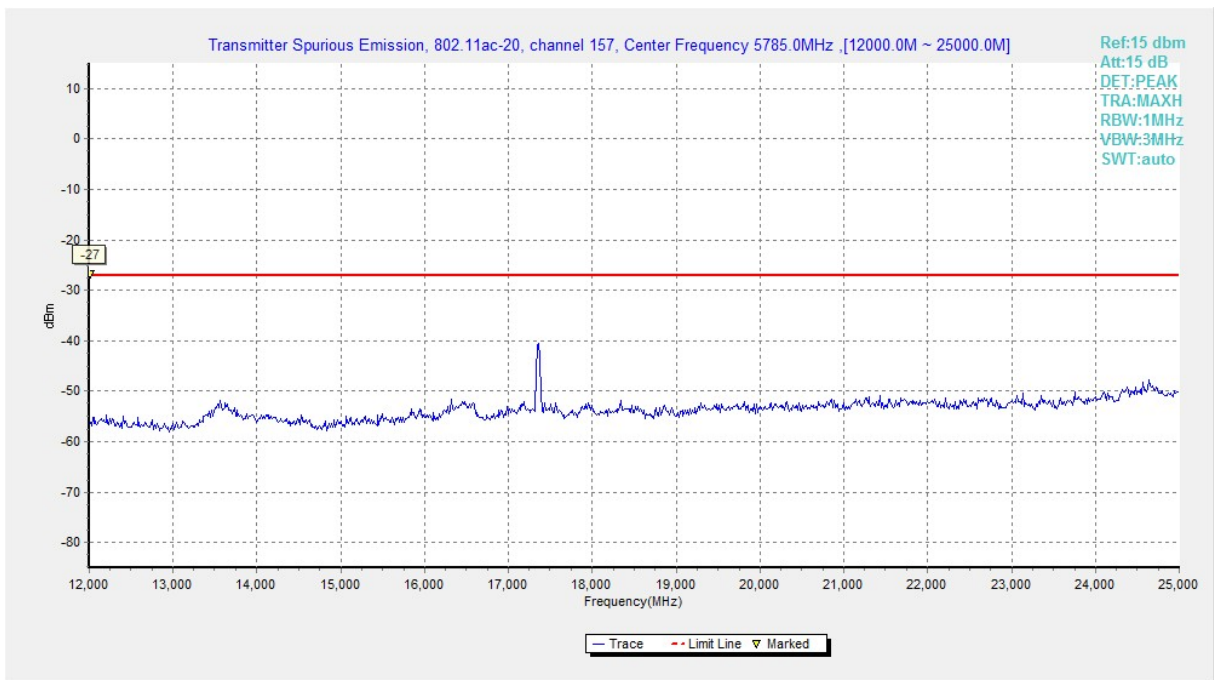


Fig. 45 Conducted Spurious Emission (802.11ac-HT20, Ch157, 12 GHz-25 GHz)

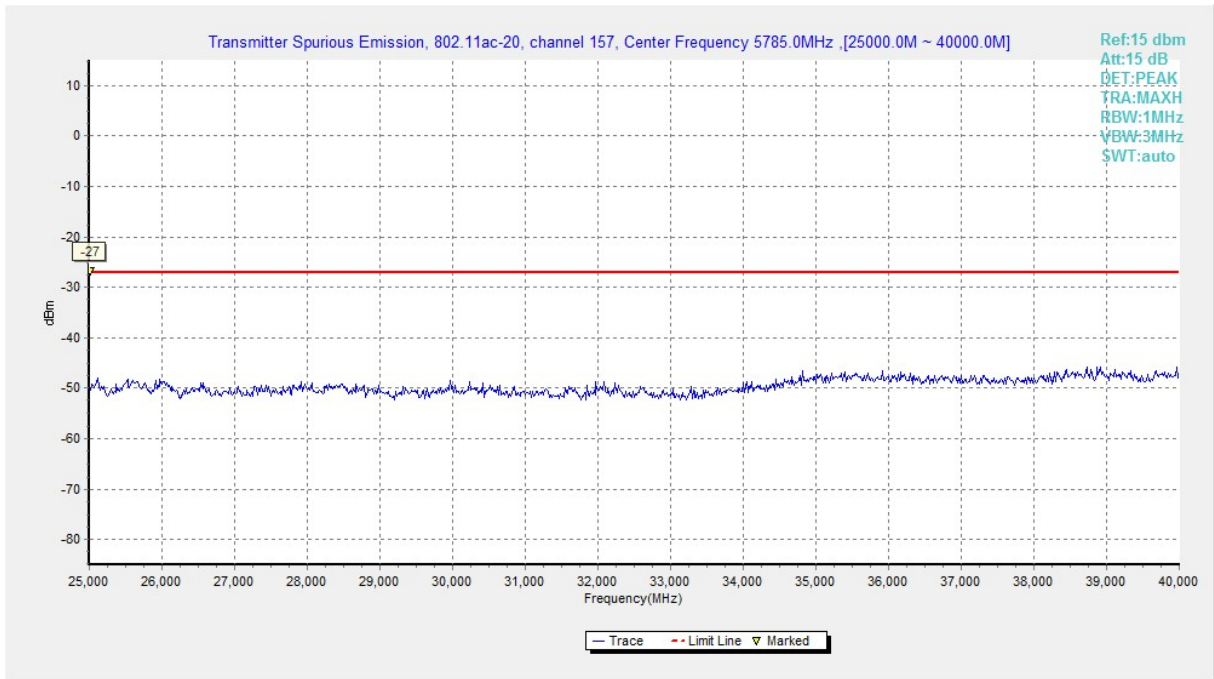


Fig. 46 Conducted Spurious Emission (802.11ac-HT20, Ch157, 25 GHz-40 GHz)

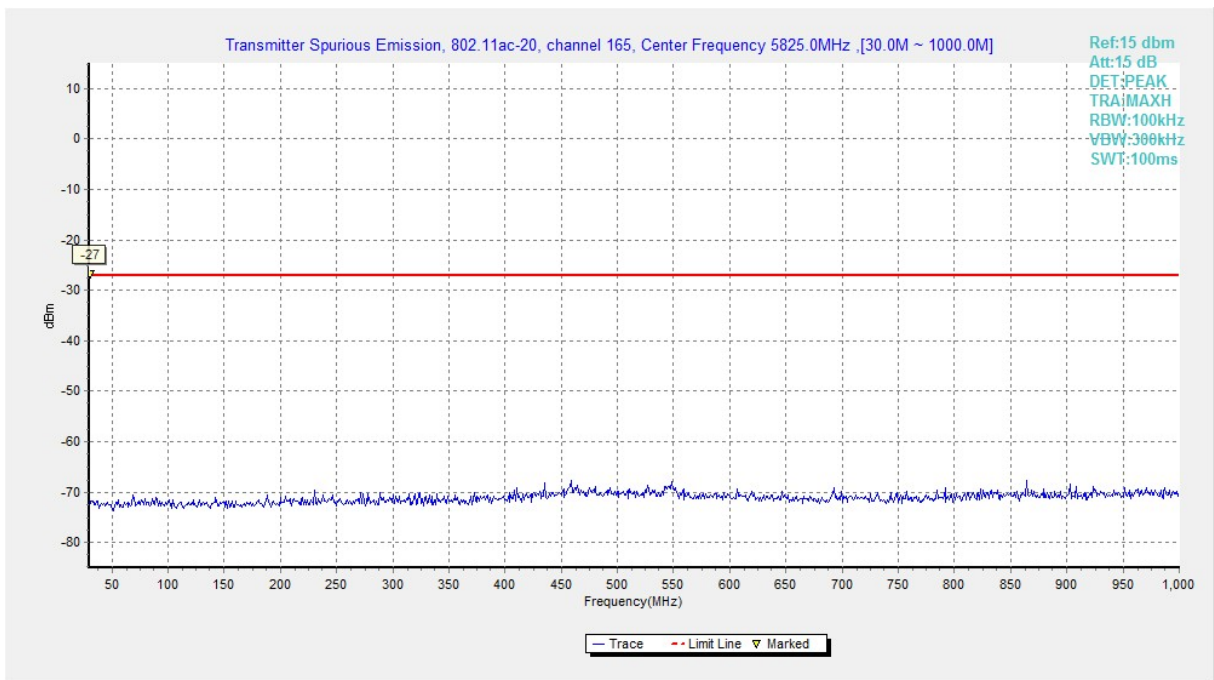


Fig. 47 Conducted Spurious Emission (802.11ac-HT20, Ch165, 30 MHz-1 GHz)

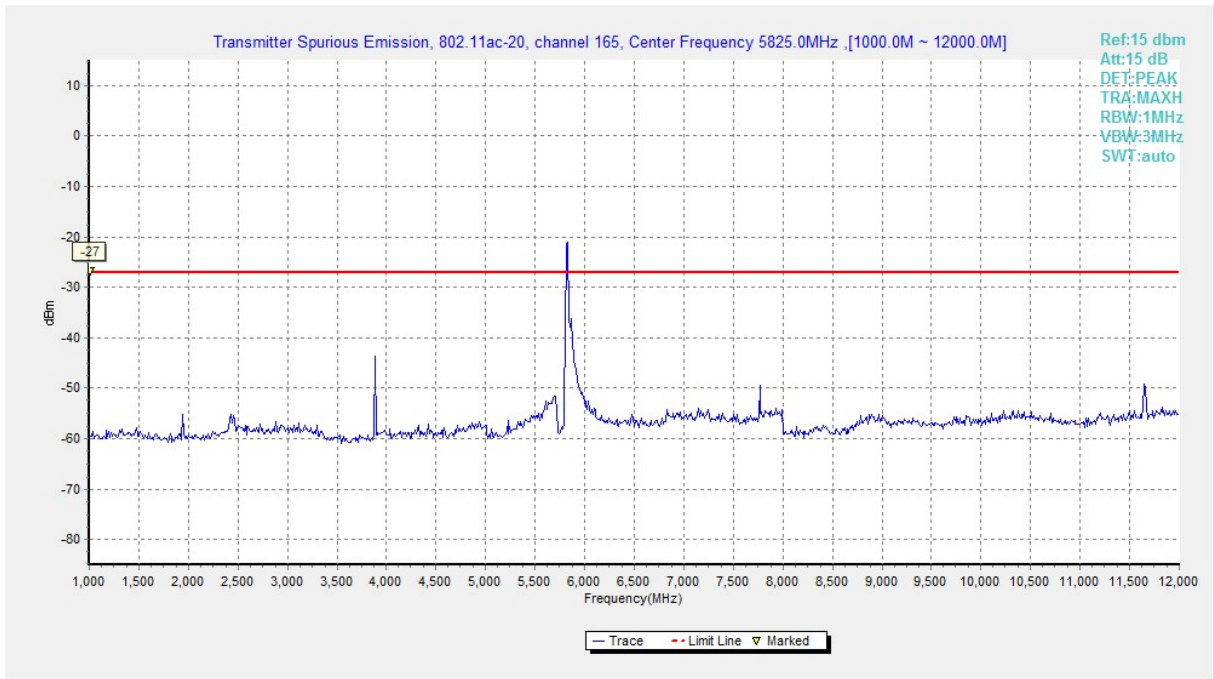


Fig. 48 Conducted Spurious Emission (802.11ac-HT20, Ch165, 1 GHz -12 GHz)

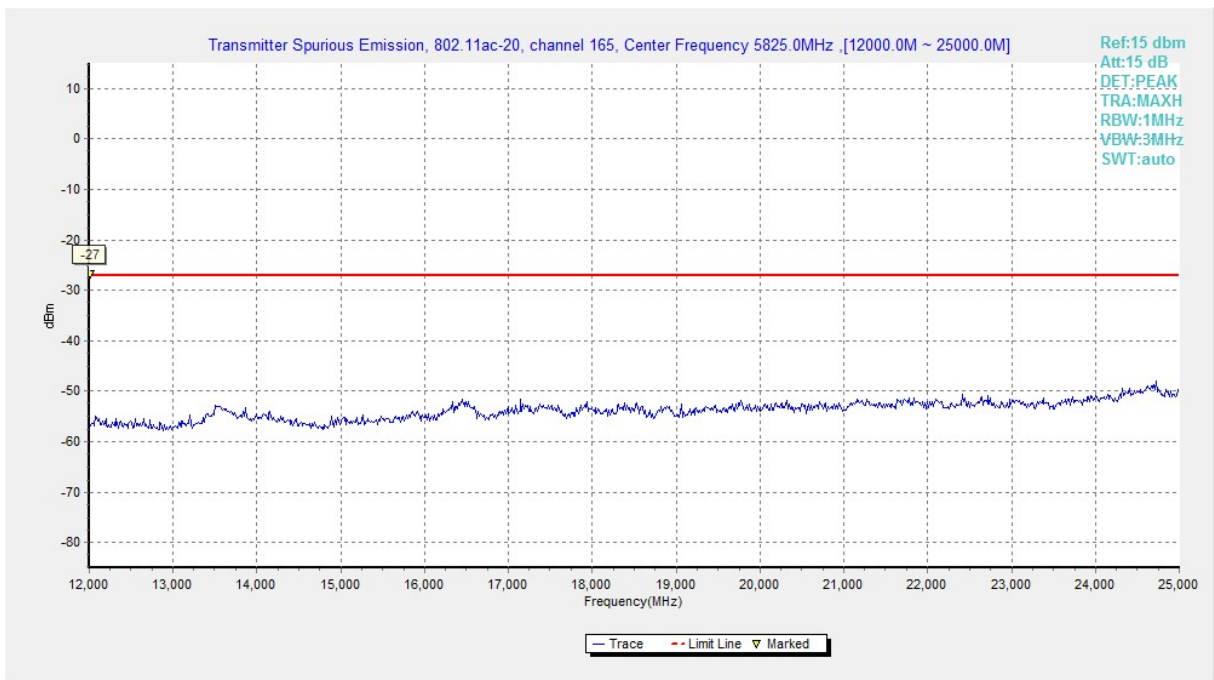


Fig. 49 Conducted Spurious Emission (802.11ac-HT20, Ch165, 12 GHz-25 GHz)

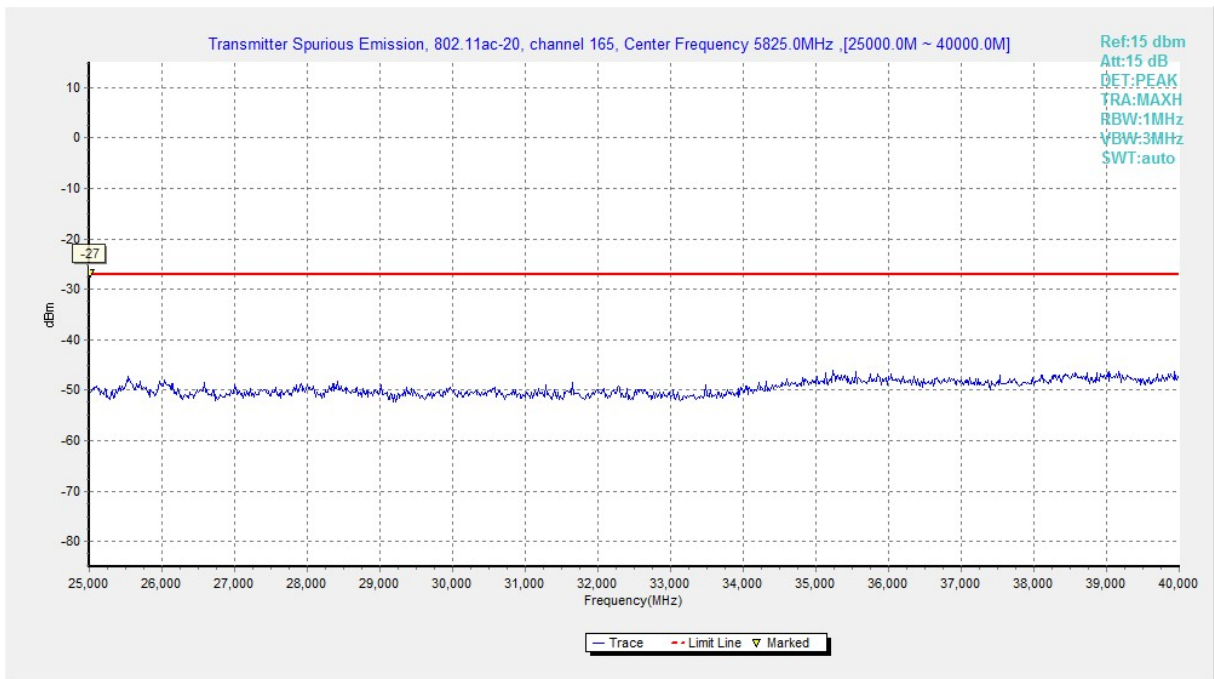


Fig. 50 Conducted Spurious Emission (802.11ac-HT20, Ch165, 25 GHz-40 GHz)

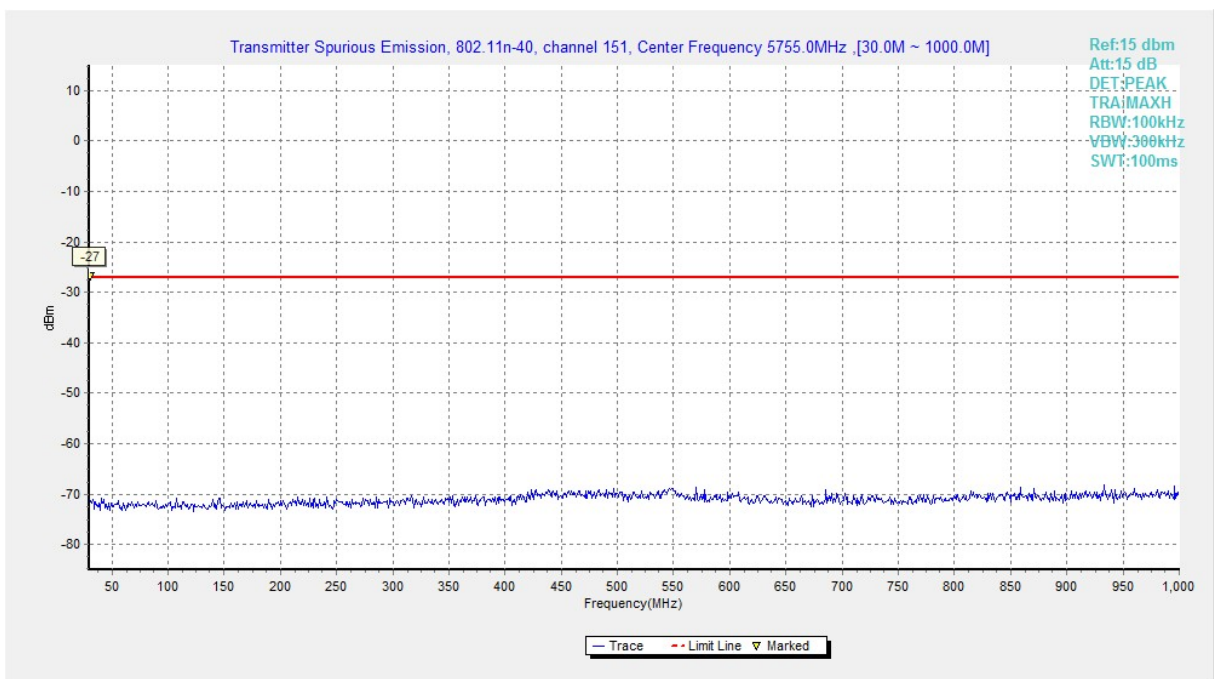


Fig. 51 Conducted Spurious Emission (802.11n-HT40, Ch151, 30 MHz-1 GHz)

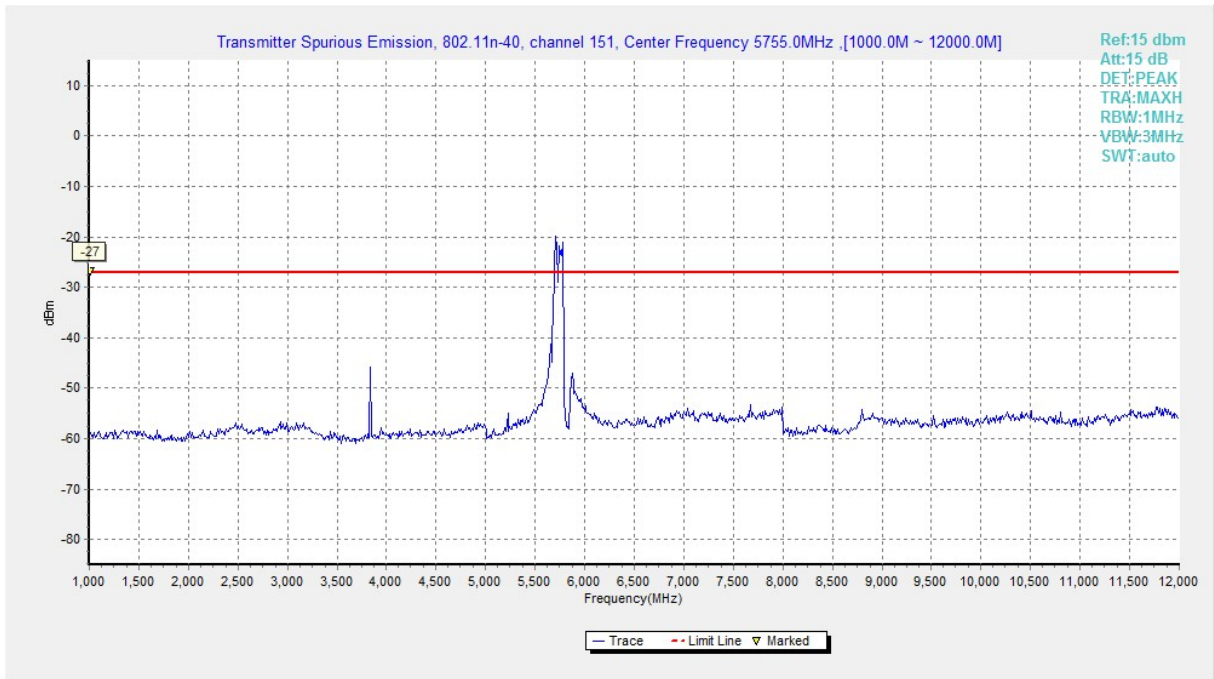


Fig. 52 Conducted Spurious Emission (802.11n-HT40, Ch151, 1 GHz -12 GHz)

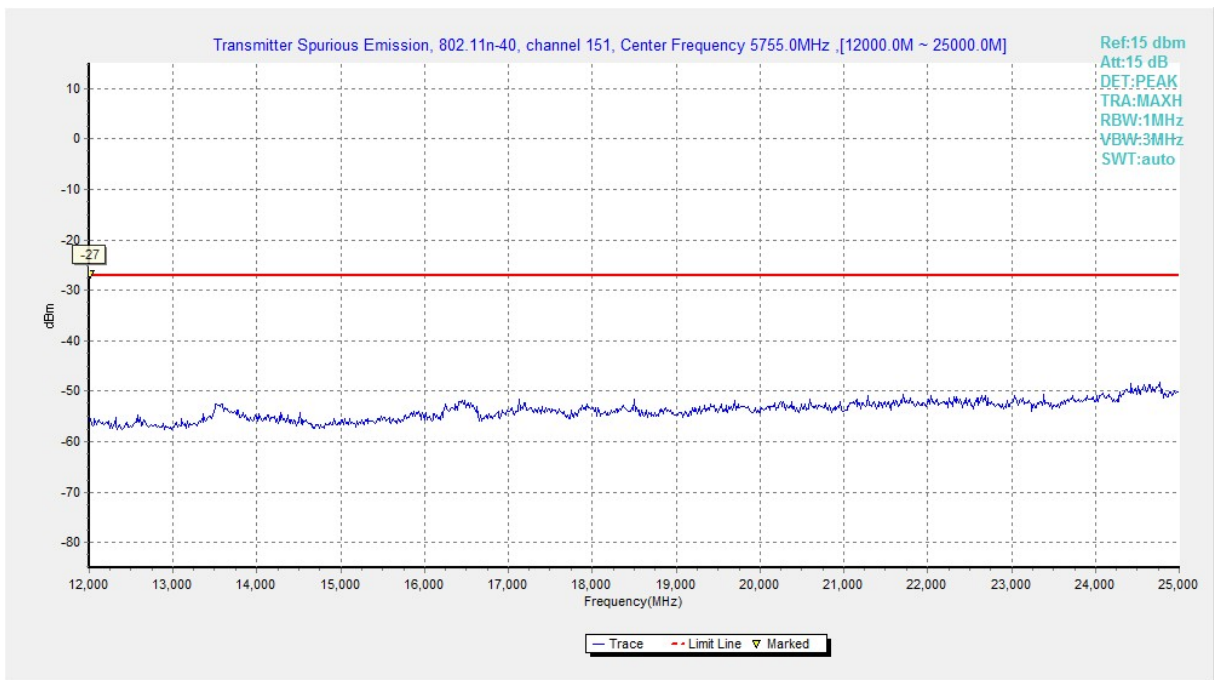


Fig. 53 Conducted Spurious Emission (802.11n-HT40, Ch151, 12 GHz-25 GHz)

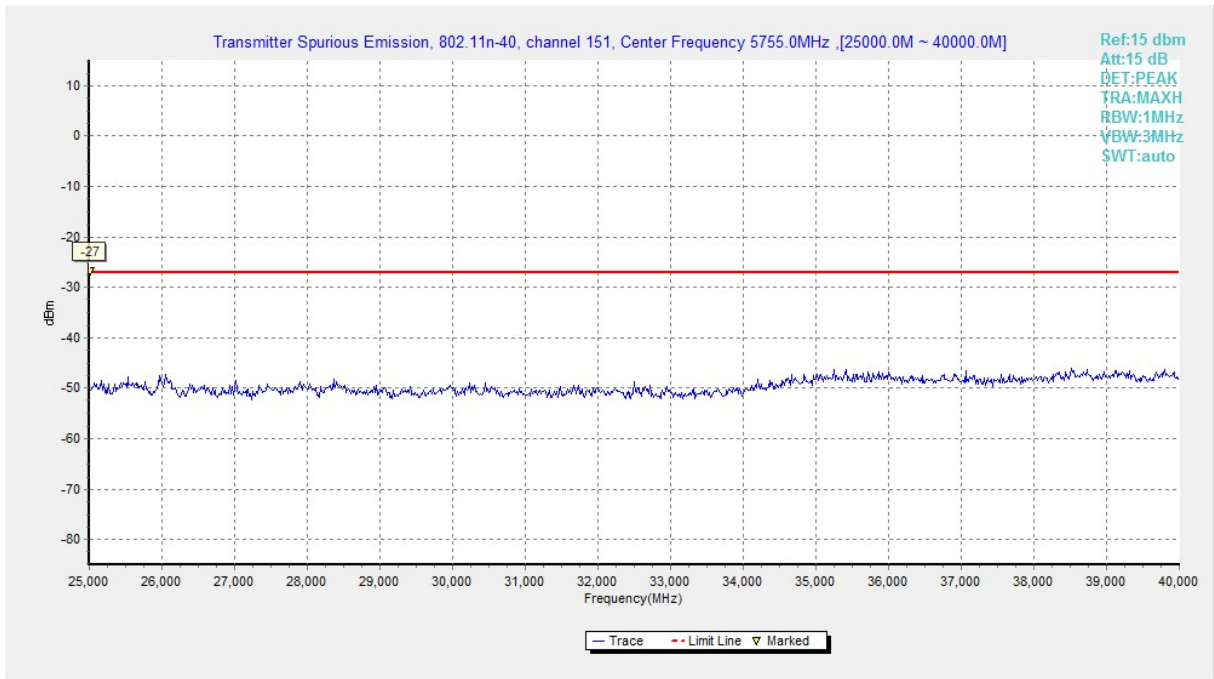


Fig. 54 Conducted Spurious Emission (802.11n-HT40, Ch151, 25 GHz-40 GHz)

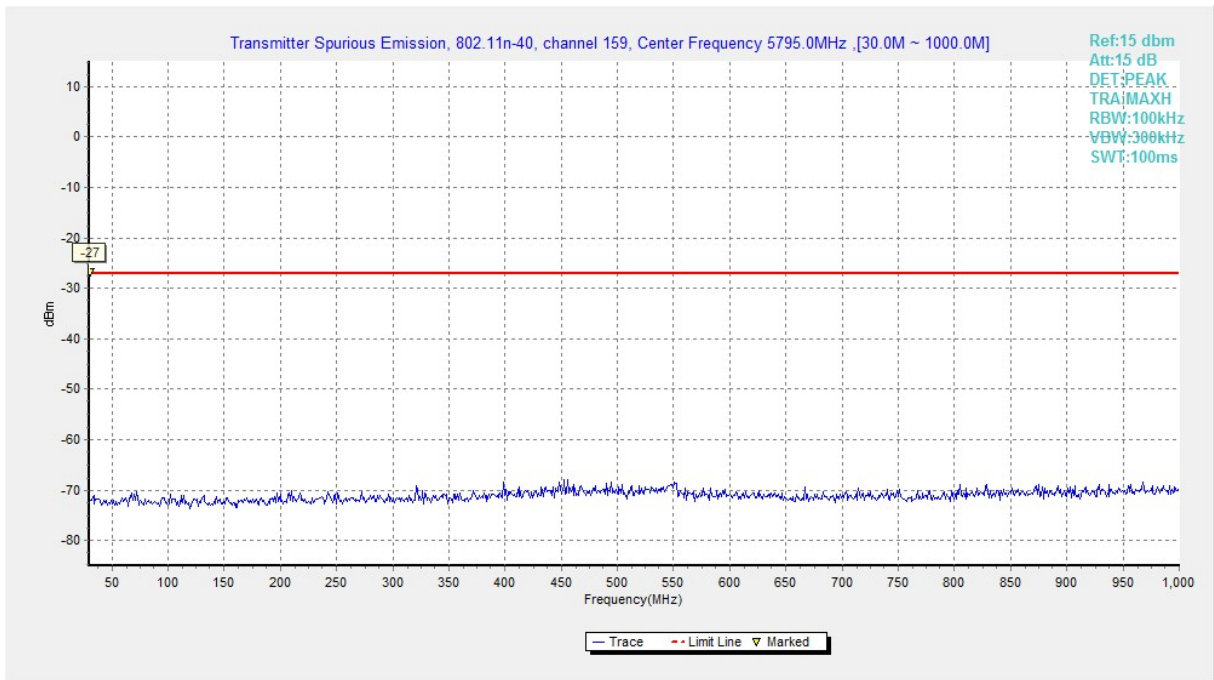


Fig. 55 Conducted Spurious Emission (802.11n-HT40, Ch159, 30 MHz-1 GHz)

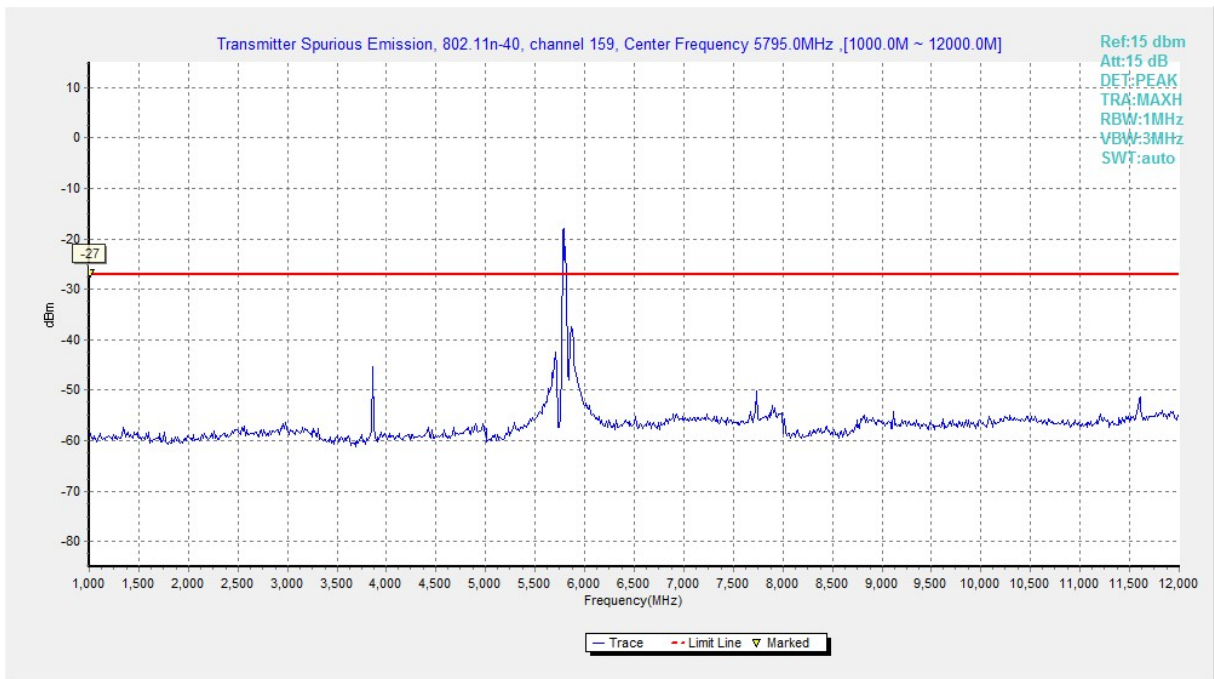


Fig. 56 Conducted Spurious Emission (802.11n-HT40, Ch159, 1 GHz -12 GHz)

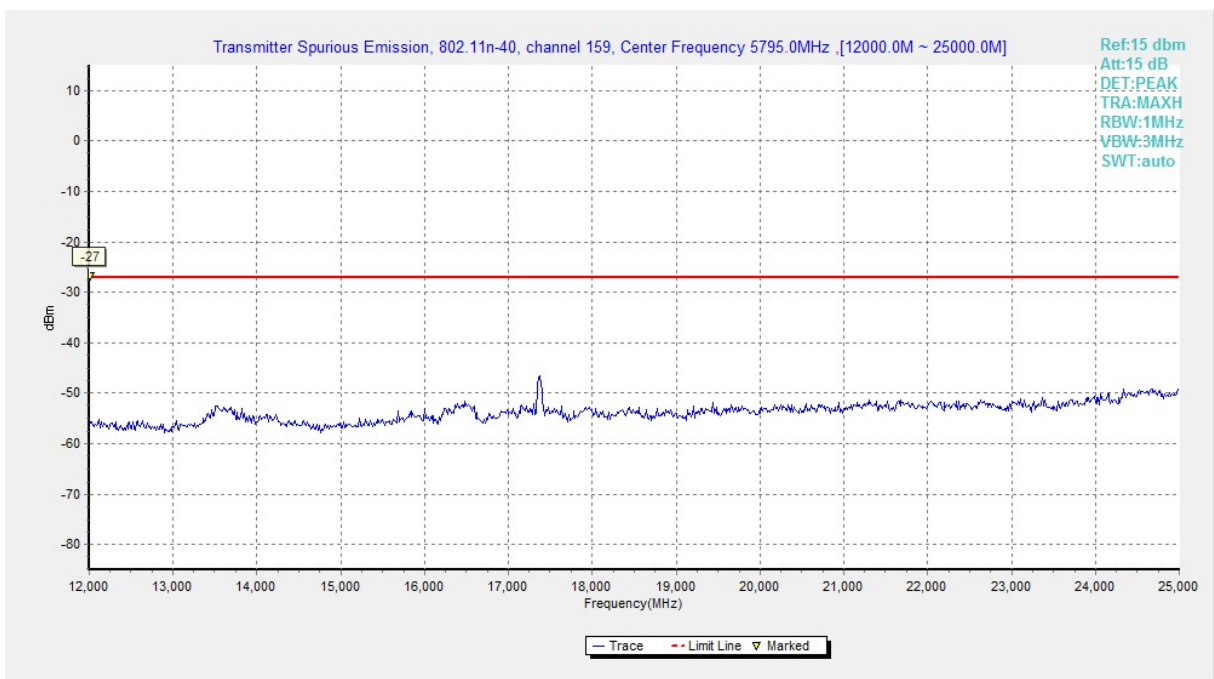


Fig. 57 Conducted Spurious Emission (802.11n-HT40, Ch159, 12 GHz-25 GHz)

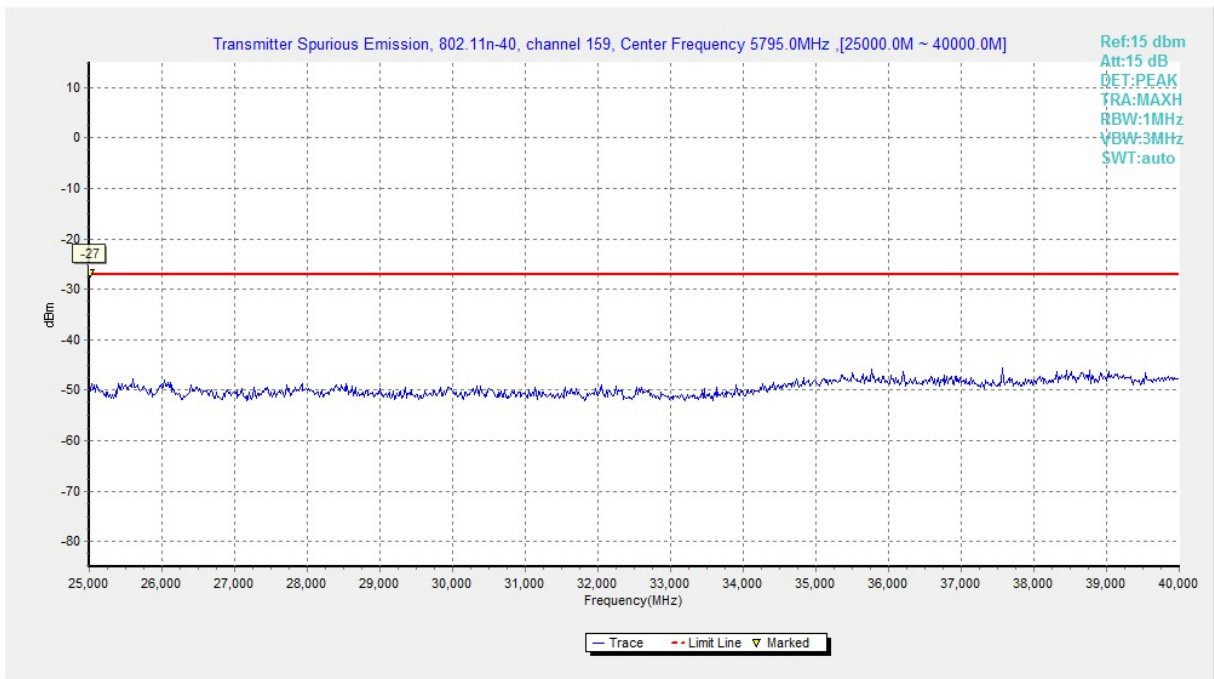


Fig. 58 Conducted Spurious Emission (802.11n-HT40, Ch159, 25 GHz-40 GHz)

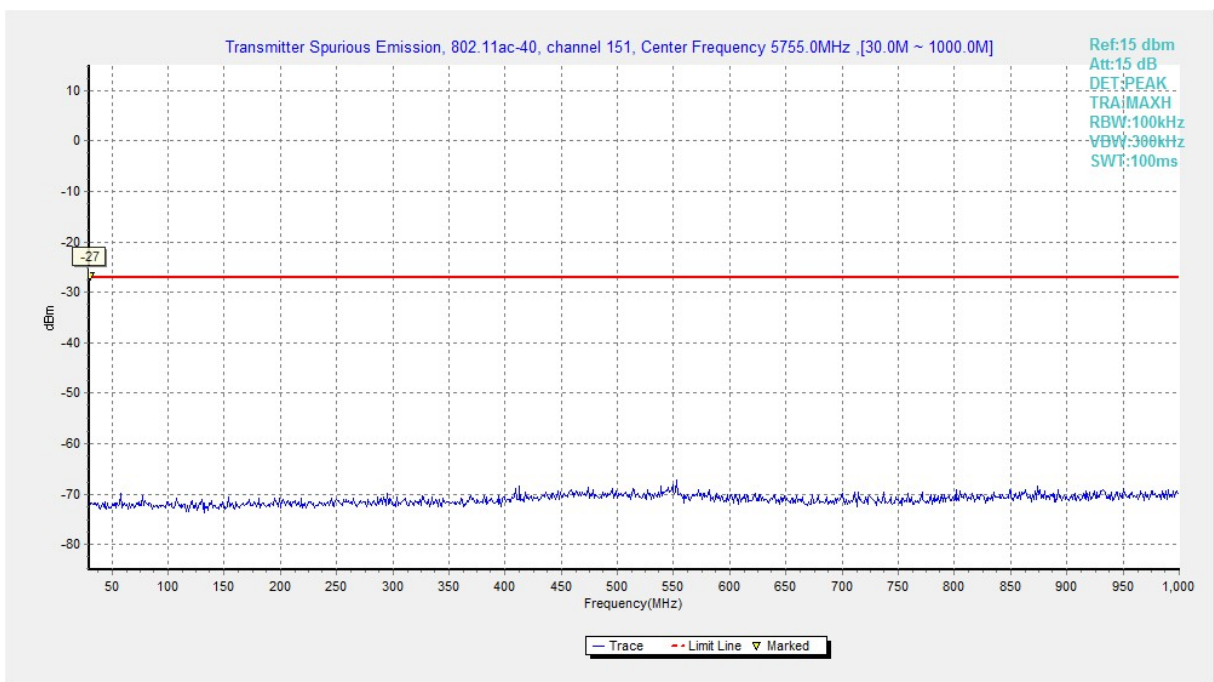


Fig. 59 Conducted Spurious Emission (802.11ac-HT40, Ch151, 30 MHz-1 GHz)

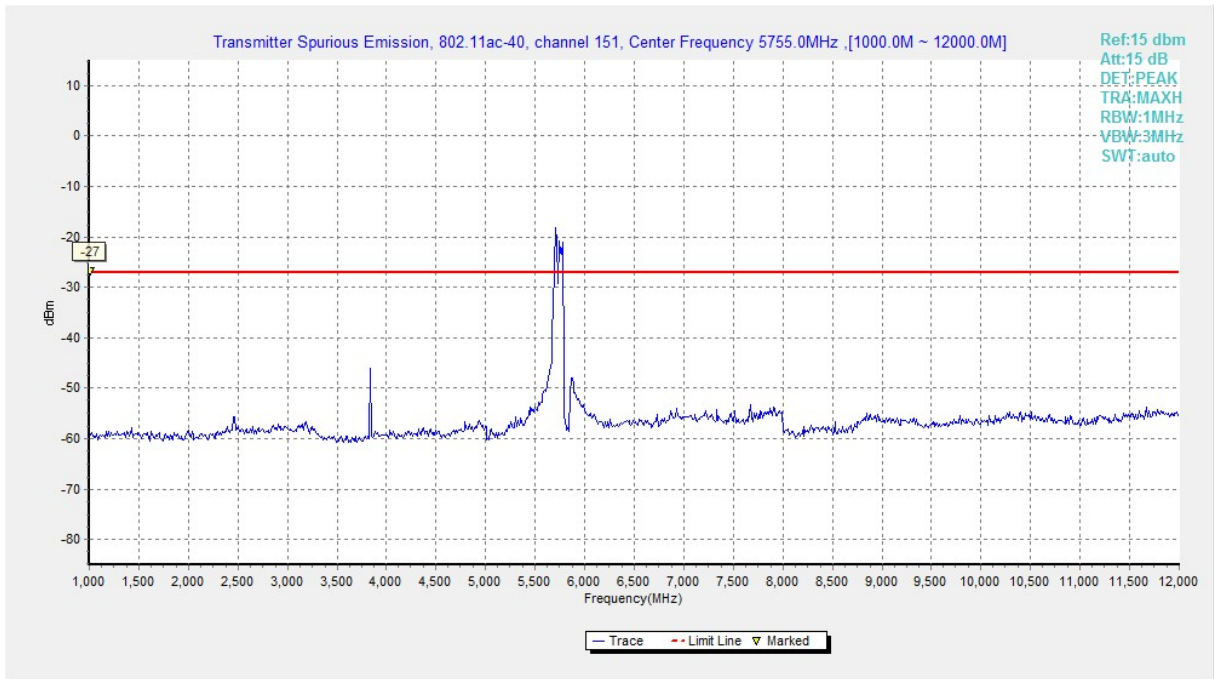


Fig. 60 Conducted Spurious Emission (802.11ac-HT40, Ch151, 1 GHz -12 GHz)

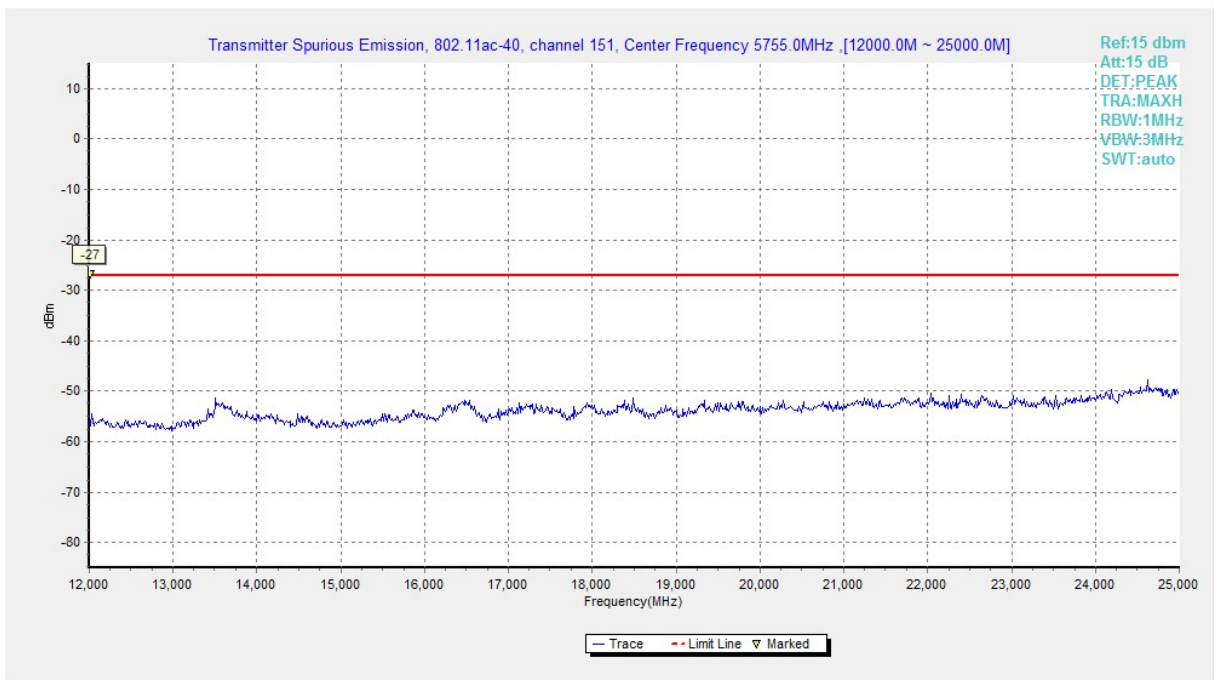


Fig. 61 Conducted Spurious Emission (802.11ac-HT40, Ch151, 12 GHz-25 GHz)

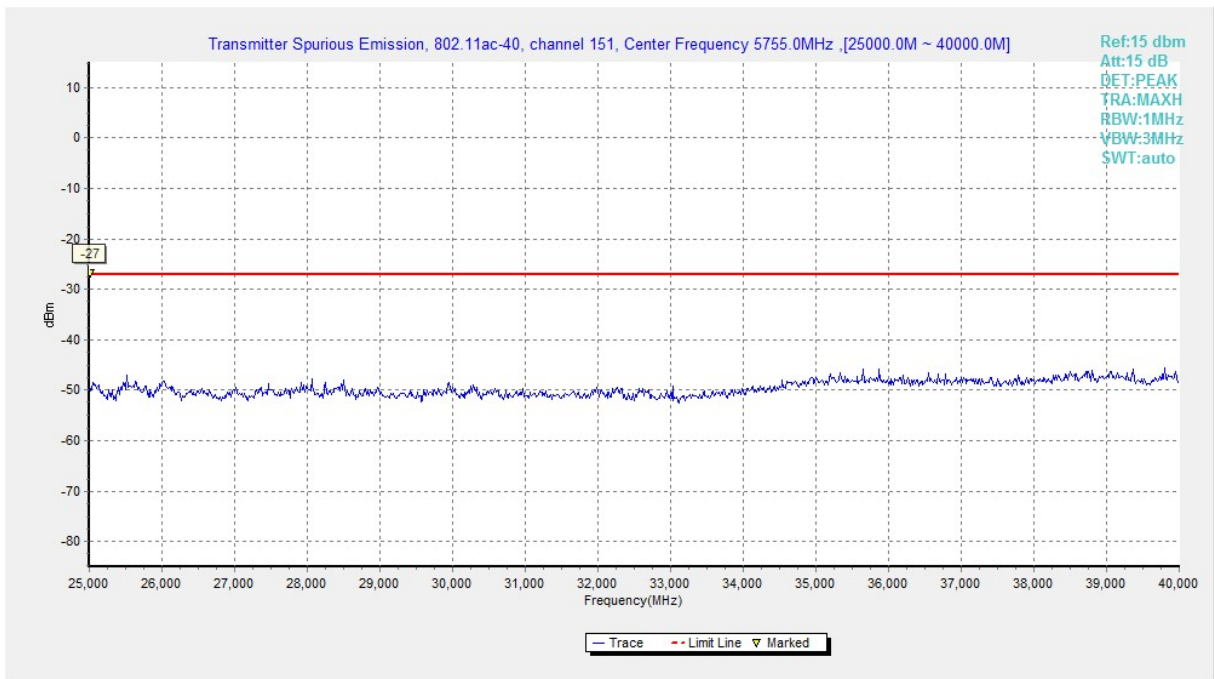


Fig. 62 Conducted Spurious Emission (802.11ac-HT40, Ch151, 25 GHz-40 GHz)

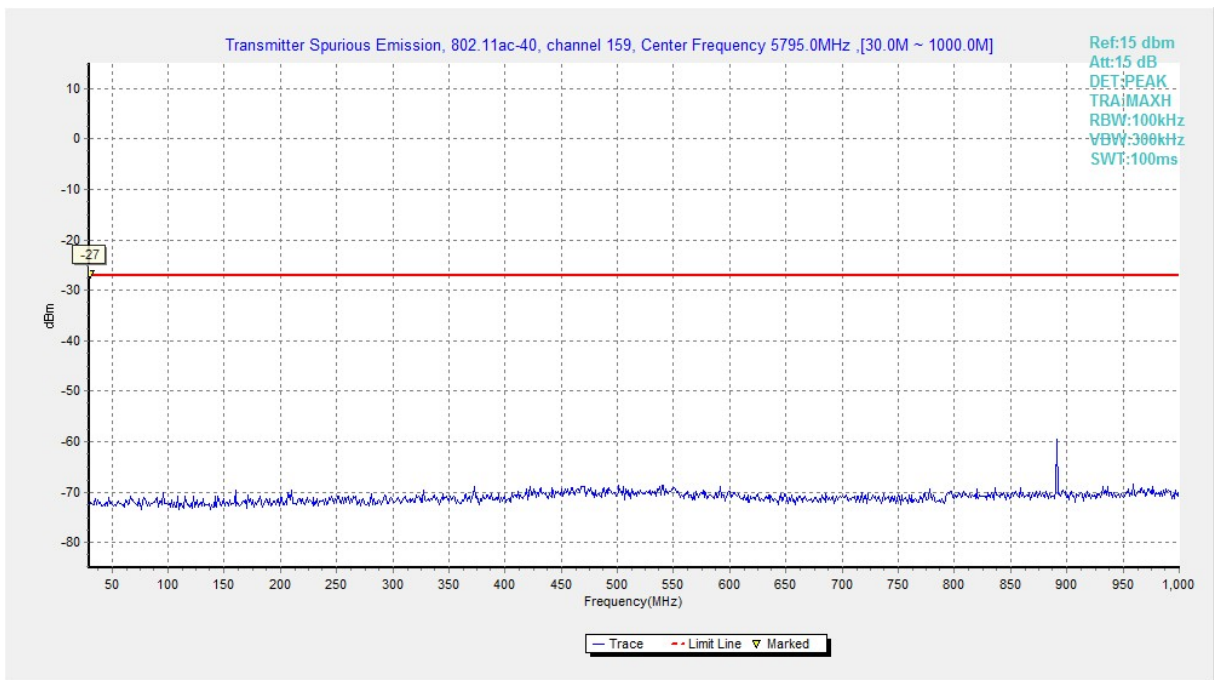


Fig. 63 Conducted Spurious Emission (802.11ac-HT40, Ch159, 30 MHz-1 GHz)

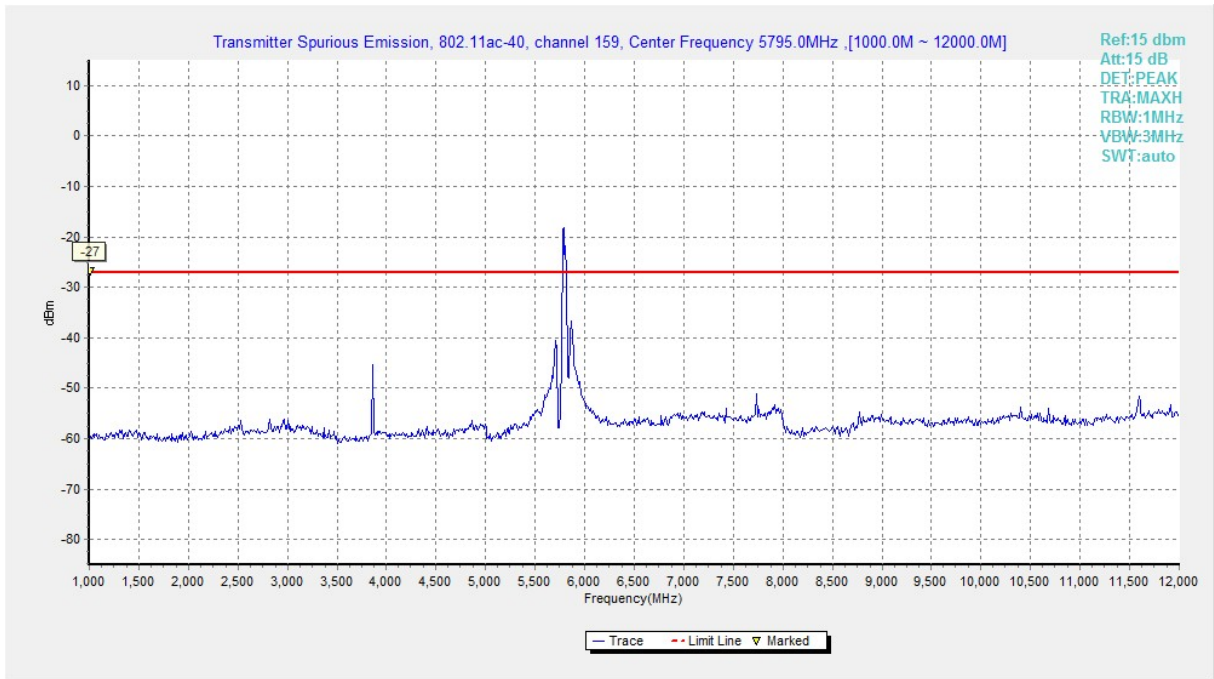


Fig. 64 Conducted Spurious Emission (802.11ac-HT40, Ch159, 1 GHz -12 GHz)

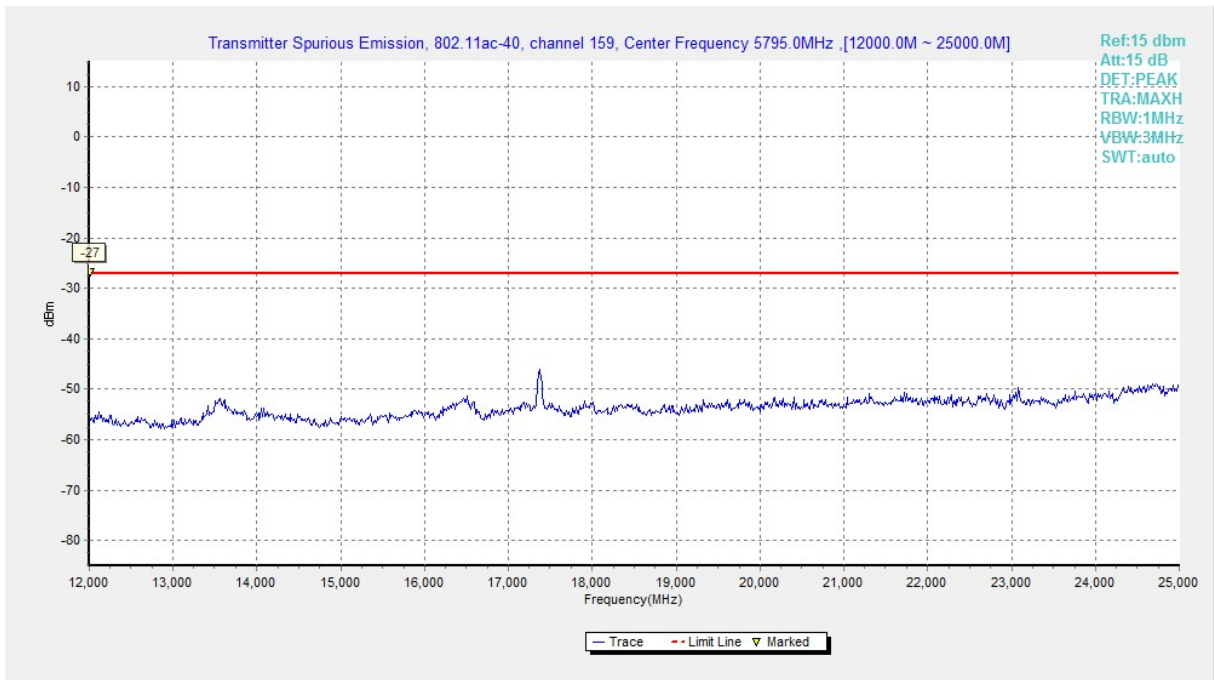


Fig. 65 Conducted Spurious Emission (802.11ac-HT40, Ch159, 12 GHz-25 GHz)

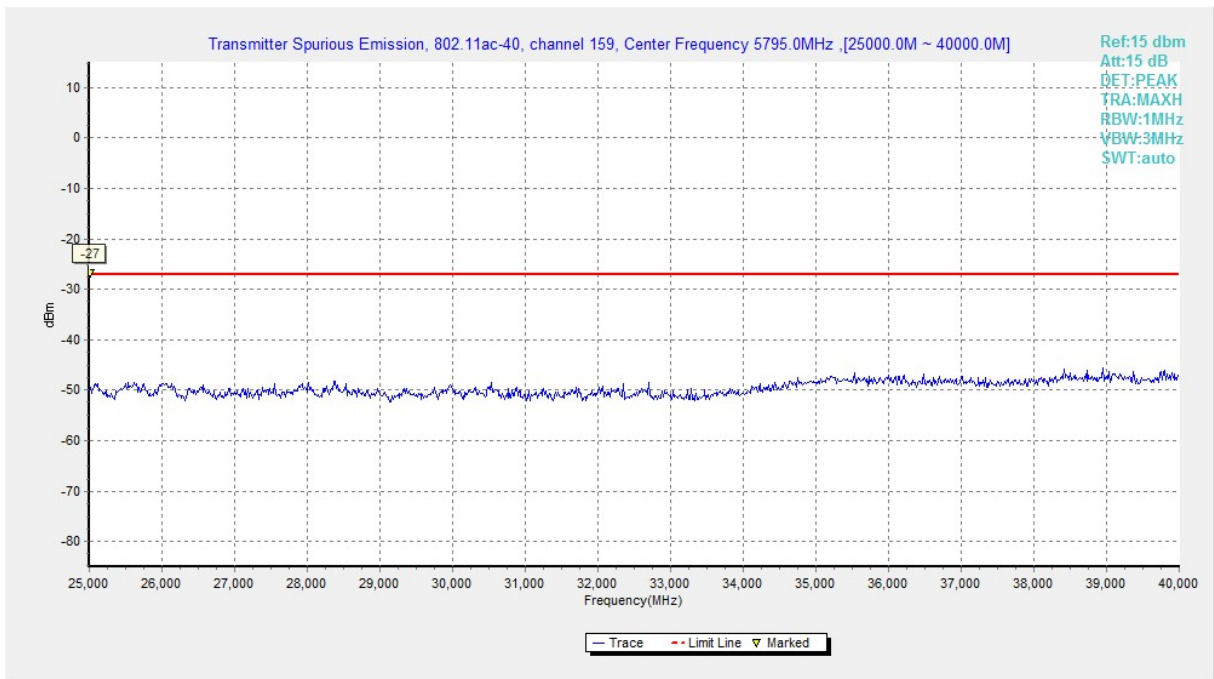


Fig. 66 Conducted Spurious Emission (802.11ac-HT40, Ch159, 25 GHz-40 GHz)

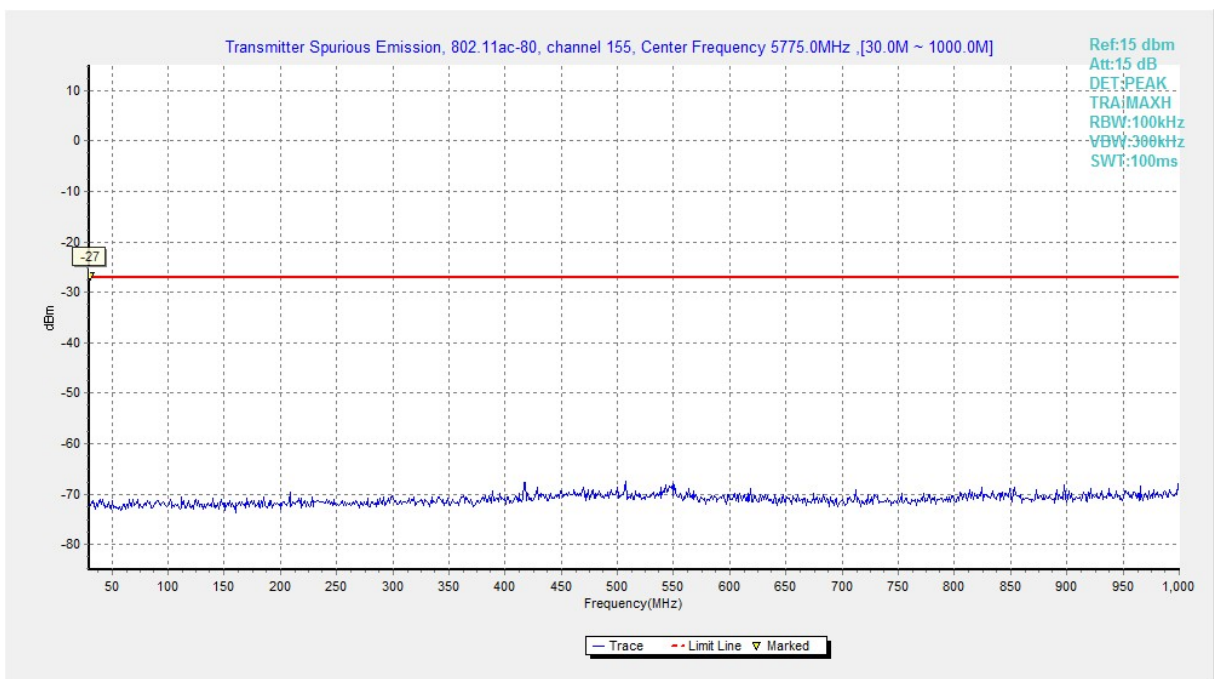


Fig. 67 Conducted Spurious Emission (802.11ac-HT80, Ch155, 30 MHz-1 GHz)

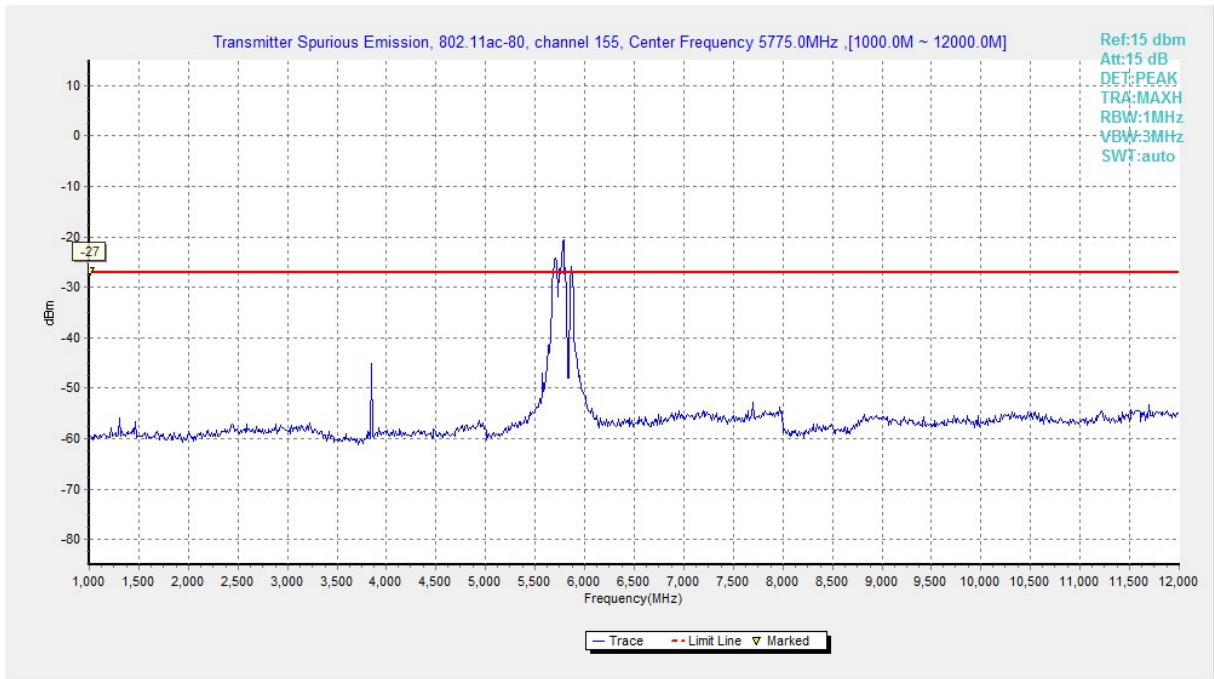


Fig. 68 Conducted Spurious Emission (802.11ac-HT80, Ch155, 1 GHz -12 GHz)

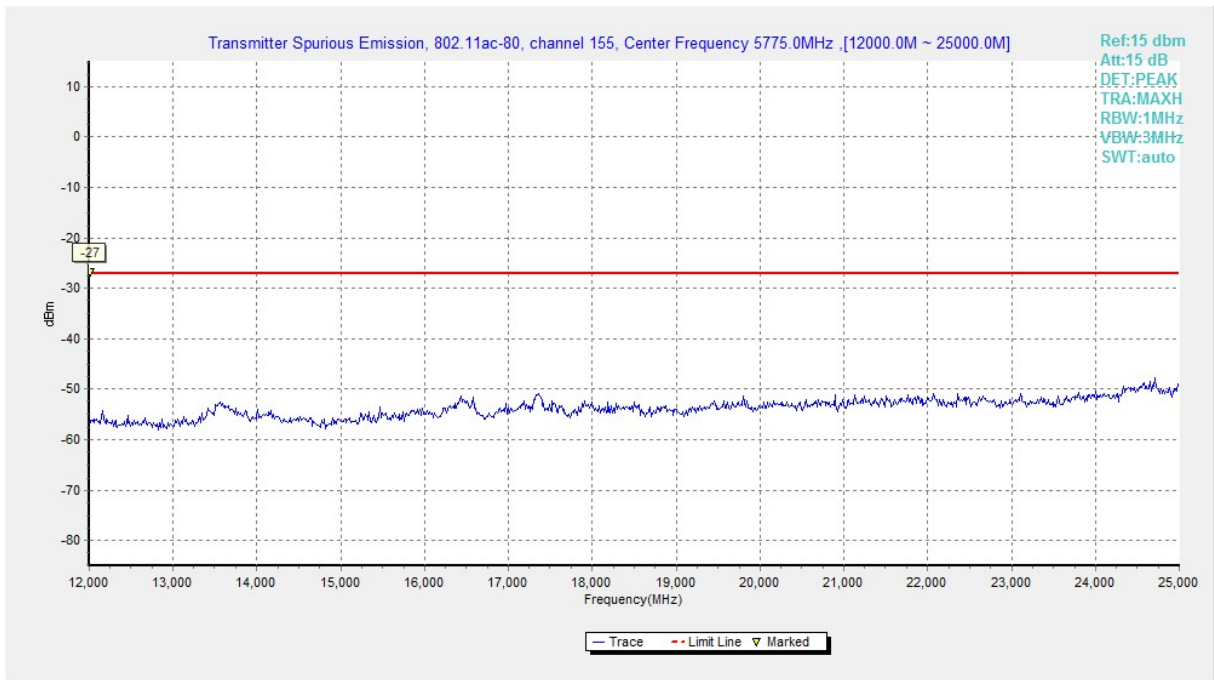


Fig. 69 Conducted Spurious Emission (802.11ac-HT80, Ch155, 12 GHz-25 GHz)

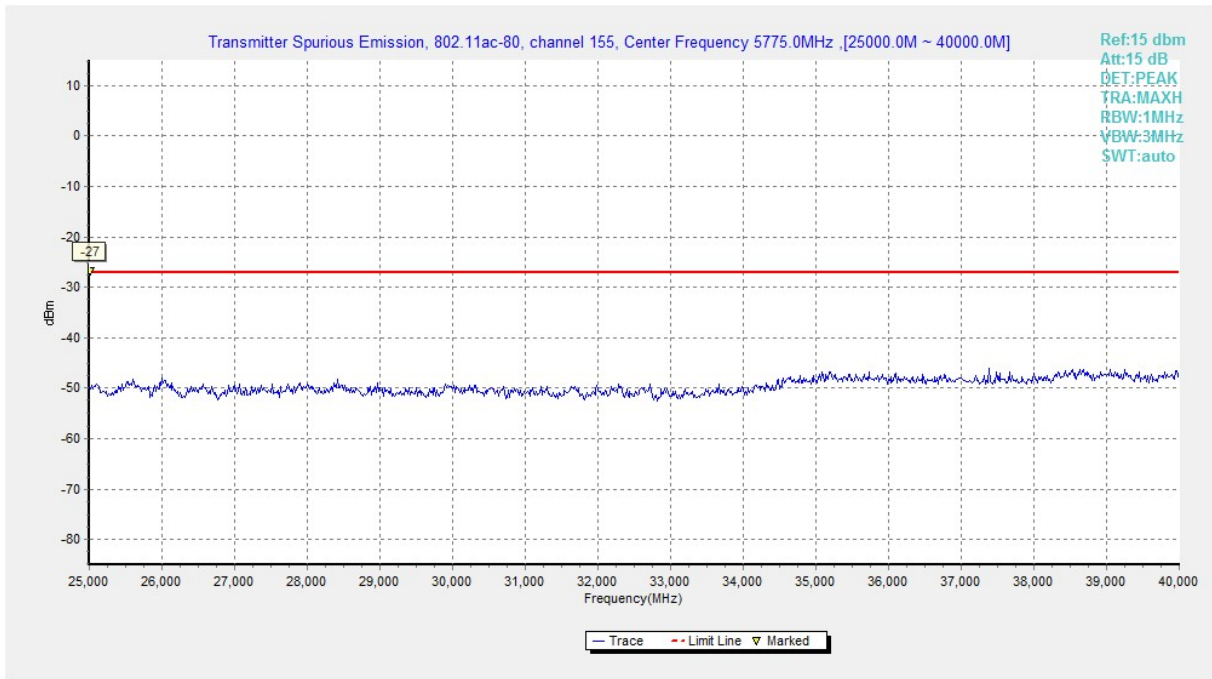


Fig. 70 Conducted Spurious Emission (802.11ac-HT80, Ch155, 25 GHz-40 GHz)

A.5.2 Transmitter Spurious Emission - Radiated

Measurement Limit:

Standard	Frequency (MHz)	Limit (dBm/MHz)
FCC 47 CFR Part 15.407	5725MHz~5850MHz	< -27

The measurement is made according to ANSI C63.10.

In addition, radiated emissions which fall in the restricted bands, as defined in § 15.205(a), must also comply with the radiated emission limits specified in § 15.209(a) (see § 15.205(c)).

Limit in restricted band:

Frequency of emission (MHz)	Field strength (uV/m)	Field strength (dBµV/m)	Measurement distance(m)
30-88	100	40.0	3
88-216	150	43.5	3
216-960	200	46.0	3
Above 960	500	54.0	3

Measurement Results:

Note:

A "reference path loss" is established and the A_{Rpl} is the attenuation of "reference path loss", and including the gain of receive antenna, the gain of the preamplifier, the cable loss.

P_{Mea} is the field strength recorded from the instrument.

Average Results:
802.11a

Frequency (MHz)	Result (dBuV/m)	Cable Loss (dB)	Antenna Factor	PMea (dBuV/m)	Polarization	Limit (dBuV/m)	Margin (dBuV/m)
802.11a Channel 149							
17990.1	45.5	-25.5	46.7	24.3	H	54	8.5
17993.4	45.5	-25.5	46.7	24.3	V	54	8.5
17994.5	45.5	-25.5	46.7	24.3	H	54	8.5
17995.6	45.4	-25.5	46.7	24.2	V	54	8.6
17996.7	45.4	-25.5	46.7	24.2	V	54	8.6
17991.200	45.3	-25.5	43.4	27.402	H	54	8.7
802.11a Channel 157							
17994.5	45.8	-25.5	46.7	24.6	V	54	8.2
17997.8	45.6	-25.5	46.7	24.4	V	54	8.4
17995.6	45.5	-25.5	46.7	24.3	H	54	8.5
17984.6	45.3	-25.5	46.7	24.1	V	54	8.7
17989	45.3	-25.5	46.7	24.1	V	54	8.7
17992.3	45.3	-25.5	46.7	24.1	V	54	8.7
802.11a Channel 165							
17992.3	45.7	-25.5	46.7	24.5	H	54	8.3
17982.4	45.5	-25.5	46.7	24.3	V	54	8.5
17987.9	45.3	-25.5	46.7	24.1	H	54	8.7
17989	45.3	-25.5	46.7	24.1	H	54	8.7
17993.4	45.3	-25.5	46.7	24.1	H	54	8.7
17990.100	45.2	-25.5	43.4	27.302	H	54	8.8

802.11n-HT20

Frequency (MHz)	Result (dBuV/m)	Cable Loss (dB)	Antenna Factor	PMea (dBuV/m)	Polarization	Limit (dBuV/m)	Magin (dBuV/m)
802.11a Channel 149							
17991.2	45.5	-25.5	46.7	24.3	H	54	8.5
17993.4	45.5	-25.5	46.7	24.3	V	54	8.5
17995.6	45.5	-25.5	46.7	24.3	H	54	8.5
17990.1	45.4	-25.5	46.7	24.2	V	54	8.6
17996.7	45.4	-25.5	46.7	24.2	V	54	8.6
17997.800	45.3	-25.5	43.4	27.402	H	54	8.7
802.11a Channel 157							
17996.7	45.6	-25.5	46.7	24.4	V	54	8.4
17985.7	45.5	-25.5	46.7	24.3	V	54	8.5
17987.9	45.4	-25.5	46.7	24.2	V	54	8.6
17994.5	45.4	-25.5	46.7	24.2	V	54	8.6
17995.6	45.4	-25.5	46.7	24.2	H	54	8.6
17982.4	45.3	-25.5	46.7	24.1	V	54	8.7
802.11a Channel 165							
17994.5	45.7	-25.5	46.7	24.5	H	54	8.3
17995.6	45.7	-25.5	46.7	24.5	V	54	8.3
17991.2	45.6	-25.5	46.7	24.4	V	54	8.4
17997.8	45.6	-25.5	46.7	24.4	V	54	8.4
17980.2	45.3	-25.5	46.7	24.1	V	54	8.7
17996.700	45.3	-25.5	43.4	27.402	H	54	8.7

802.11n-HT40

Frequency (MHz)	Result (dBuV/m)	Cable Loss (dB)	Antenna Factor	PMea (dBuV/m)	Polarization	Limit (dBuV/m)	Magin (dBuV/m)
802.11a Channel 151							
17985.7	45.5	-25.5	46.7	24.3	H	54	8.5
17996.7	45.4	-25.5	46.7	24.2	V	54	8.6
17997.8	45.4	-25.5	46.7	24.2	H	54	8.6
17994.5	45.3	-25.5	46.7	24.1	H	54	8.7
17983.5	45.2	-25.5	46.7	24	H	54	8.8
17989.000	45.2	-25.5	43.4	27.302	H	54	8.8
802.11a Channel 159							
17994.5	45.5	-25.5	46.7	24.3	V	54	8.5
17997.8	45.5	-25.5	46.7	24.3	V	54	8.5
17992.3	45.4	-25.5	46.7	24.2	H	54	8.6
17995.6	45.4	-25.5	46.7	24.2	H	54	8.6
17980.2	45.3	-25.5	46.7	24.1	H	54	8.7
17980.200	45.3	-25.5	43.4	27.402	H	54	8.7

802.11ac-VHT20

Frequency (MHz)	Result (dBuV/m)	Cable Loss (dB)	Antenna Factor	PMea (dBuV/m)	Polarization	Limit (dBuV/m)	Margin (dBuV/m)
802.11a Channel 149							
17996.7	45.4	-25.5	46.7	24.2	V	54	8.6
17997.8	45.3	-25.5	46.7	24.1	V	54	8.7
17980.2	45.2	-25.5	46.7	24	V	54	8.8
17984.6	45.2	-25.5	46.7	24	V	54	8.8
17990.1	45.2	-25.5	46.7	24	H	54	8.8
17995.600	45.2	-25.5	43.4	27.302	H	54	8.8
802.11a Channel 157							
17991.2	45.6	-25.5	46.7	24.4	V	54	8.4
17996.7	45.6	-25.5	46.7	24.4	V	54	8.4
17984.6	45.4	-25.5	46.7	24.2	H	54	8.6
17987.9	45.3	-25.5	46.7	24.1	H	54	8.7
17989	45.3	-25.5	46.7	24.1	V	54	8.7
17992.3	45.3	-25.5	46.7	24.1	H	54	8.7
802.11a Channel 165							
17991.2	45.5	-25.5	46.7	24.3	V	54	8.5
17982.4	45.4	-25.5	46.7	24.2	V	54	8.6
17989	45.4	-25.5	46.7	24.2	H	54	8.6
17994.5	45.3	-25.5	46.7	24.1	H	54	8.7
17996.7	45.3	-25.5	46.7	24.1	V	54	8.7
17990.100	45.2	-25.5	43.4	27.302	H	54	8.8

802.11ac-VHT40

Frequency (MHz)	Result (dBuV/m)	Cable Loss (dB)	Antenna Factor	PMea (dBuV/m)	Polarization	Limit (dBuV/m)	Magin (dBuV/m)
802.11a Channel 151							
17981.3	45.4	-25.5	46.7	24.2	V	54	8.6
17990.1	45.4	-25.5	46.7	24.2	V	54	8.6
17995.6	45.4	-25.5	46.7	24.2	H	54	8.6
17983.5	45.3	-25.5	46.7	24.1	V	54	8.7
17991.2	45.3	-25.5	46.7	24.1	H	54	8.7
17992.300	45.3	-25.5	43.4	27.402	H	54	8.7
802.11a Channel 159							
17982.4	45.4	-25.5	46.7	24.2	V	54	8.6
17990.1	45.4	-25.5	46.7	24.2	V	54	8.6
17994.5	45.4	-25.5	46.7	24.2	V	54	8.6
17995.6	45.3	-25.5	46.7	24.1	V	54	8.7
17996.7	45.3	-25.5	46.7	24.1	V	54	8.7
17995.600	45.3	-25.5	43.4	27.402	H	54	8.7

802.11ac-VHT80

Frequency (MHz)	Result (dBuV/m)	Cable Loss (dB)	Antenna Factor	PMea (dBuV/m)	Polarization	Limit (dBuV/m)	Magin (dBuV/m)
802.11a Channel 155							
17992.300	45.3	-25.5	43.4	27.402	H	54	8.7
17998.900	45.6	-25.5	43.4	27.702	H	54	8.4
17989.000	45.6	-25.5	43.4	27.702	V	54	8.4
17995.600	45.5	-25.5	43.4	27.602	H	54	8.5
18000.000	45.5	-26.5	46.4	25.605	H	54	8.5
17997.800	45.3	-25.5	43.4	27.402	H	54	8.7

Peak Results:
802.11a

Frequency (MHz)	Result (dBuV/m)	Cable Loss (dB)	Antenna Factor	PMea (dBuV/m)	Polarization	Limit (dBuV/m)	Magin (dBuV/m)
802.11a Channel 149							
17995.6	57.2	-25.5	46.7	36	V	74	16.8
17994.5	57.1	-25.5	46.7	35.9	H	74	16.9
17985.7	56.5	-25.5	46.7	35.3	H	74	17.5
17993.4	56.5	-25.5	46.7	35.3	V	74	17.5
17997.8	56.4	-25.5	46.7	35.2	H	74	17.6
5724.5	76.4	-16.3	34.3	58.4	H	121	44.6
802.11a Channel 157							
17986.8	57.2	-25.5	46.7	36	H	74	16.8
17992.3	57	-25.5	46.7	35.8	V	74	17
17983.5	56.8	-25.5	46.7	35.6	H	74	17.2
17982.4	56.7	-25.5	46.7	35.5	H	74	17.3
17968.1	56.6	-25.5	46.7	35.4	H	74	17.4
17940.6	56.5	-25.5	46.7	35.3	V	74	17.5
802.11a Channel 165							
17896.6	57.4	-25.5	46.7	36.2	V	74	16.6
17981.3	57.2	-25.5	46.7	36	H	74	16.8
17924.1	57.1	-25.5	46.7	35.9	H	74	16.9
17989	57.1	-25.5	46.7	35.9	H	74	16.9
17995.6	57.1	-25.5	46.7	35.9	H	74	16.9
5850.2	69.9	-16.2	34.4	51.8	H	121	51.1

802.11n-HT20

Frequency (MHz)	Result (dBuV/m)	Cable Loss (dB)	Antenna Factor	PMea (dBuV/m)	Polarization	Limit (dBuV/m)	Magin (dBuV/m)
802.11a Channel 149							
17981.3	57.3	-25.5	46.7	36.1	V	74	16.7
17997.8	57.1	-25.5	46.7	35.9	H	74	16.9
17967	56.7	-25.5	46.7	35.5	H	74	17.3
17904.3	56.6	-25.5	46.7	35.4	V	74	17.4
17982.4	56.6	-25.5	46.7	35.4	H	74	17.4
5725	79.1	-16.3	34.3	61.1	V	122	42.9
802.11a Channel 157							
17997.8	57.4	-25.5	46.7	36.2	H	74	16.6
17992.3	57.1	-25.5	46.7	35.9	V	74	16.9
17984.6	56.3	-25.5	46.7	35.1	V	74	17.7
17991.2	56.3	-25.5	46.7	35.1	V	74	17.7
17903.2	56.2	-25.5	46.7	35	V	74	17.8
17972.5	56.2	-25.5	46.7	35	V	74	17.8
802.11a Channel 165							
17903.2	57.3	-25.5	46.7	36.1	H	74	16.7
17985.7	57.1	-25.5	46.7	35.9	H	74	16.9
17989	56.9	-25.5	46.7	35.7	V	74	17.1
17995.6	56.9	-25.5	46.7	35.7	V	74	17.1
17987.9	56.8	-25.5	46.7	35.6	V	74	17.2
5850.1	76.2	-16.2	34.4	58.1	V	121	44.8

802.11n-HT40

Frequency (MHz)	Result (dBuV/m)	Cable Loss (dB)	Antenna Factor	PMea (dBuV/m)	Polarization	Limit (dBuV/m)	Margin (dBuV/m)
802.11a Channel 151							
17968.1	57.3	-25.5	46.7	36.1	H	74	16.7
17995.6	57.1	-25.5	46.7	35.9	V	74	16.9
17908.7	57	-25.5	46.7	35.8	H	74	17
17989	56.9	-25.5	46.7	35.7	H	74	17.1
17972.5	56.8	-25.5	46.7	35.6	V	74	17.2
5725	79.2	-16.3	34.3	61.2	H	122	42.8
802.11a Channel 159							
17993.4	56.7	-25.5	46.7	35.5	H	74	17.3
17975.8	56.6	-25.5	46.7	35.4	V	74	17.4
17996.7	56.6	-25.5	46.7	35.4	H	74	17.4
17925.2	56.5	-25.5	46.7	35.3	V	74	17.5
17983.5	56.3	-25.5	46.7	35.1	V	74	17.7
5851.3	67.7	-16.2	34.4	49.6	V	118	50.3

802.11ac-HT20

Frequency (MHz)	Result (dBuV/m)	Cable Loss (dB)	Antenna Factor	PMea (dBuV/m)	Polarization	Limit (dBuV/m)	Margin (dBuV/m)
802.11a Channel 149							
17990.1	57.1	-25.5	46.7	35.9	H	74	16.9
17980.2	56.9	-25.5	46.7	35.7	V	74	17.1
17978	56.8	-25.5	46.7	35.6	H	74	17.2
17989	56.6	-25.5	46.7	35.4	H	74	17.4
17896.6	56.5	-25.5	46.7	35.3	H	74	17.5
5724.7	80.3	-16.3	34.3	62.3	H	121	40.7
802.11a Channel 157							
17981.3	57.6	-25.5	46.7	36.4	V	74	16.4
17975.8	57.1	-25.5	46.7	35.9	V	74	16.9
17979.1	57	-25.5	46.7	35.8	H	74	17
17995.6	57	-25.5	46.7	35.8	H	74	17
17984.6	56.8	-25.5	46.7	35.6	H	74	17.2
17990.1	56.7	-25.5	46.7	35.5	H	74	17.3
802.11a Channel 165							
17984.6	57.1	-25.5	46.7	35.9	H	74	16.9
17938.4	56.7	-25.5	46.7	35.5	V	74	17.3
17997.8	56.7	-25.5	46.7	35.5	V	74	17.3
17979.1	56.5	-25.5	46.7	35.3	V	74	17.5
17980.2	56.3	-25.5	46.7	35.1	H	74	17.7
5850	76.3	-16.2	34.4	58.2	V	121	44.7

802.11ac-HT40

Frequency (MHz)	Result (dBuV/m)	Cable Loss (dB)	Antenna Factor	PMea (dBuV/m)	Polarization	Limit (dBuV/m)	Magin (dBuV/m)
802.11a Channel 151							
17989	57.4	-25.5	46.7	36.2	V	74	16.6
17972.5	56.9	-25.5	46.7	35.7	V	74	17.1
17995.6	56.5	-25.5	46.7	35.3	H	74	17.5
17992.3	56.3	-25.5	46.7	35.1	H	74	17.7
17924.1	56.2	-25.5	46.7	35	H	74	17.8
5723.2	79.2	-16.3	34.3	61.2	V	117	37.8
802.11a Channel 159							
17877.9	57	-25.5	46.7	35.8	V	74	17
17992.3	56.9	-25.5	46.7	35.7	V	74	17.1
17995.6	56.7	-25.5	46.7	35.5	V	74	17.3
17961.5	56.6	-25.5	46.7	35.4	H	74	17.4
17928.5	56.3	-25.5	46.7	35.1	V	74	17.7
5852.6	65.1	-16.2	34.4	47	H	117	51.9

802.11ac-HT80

Frequency (MHz)	Result (dBuV/m)	Cable Loss (dB)	Antenna Factor	PMea (dBuV/m)	Polarization	Limit (dBuV/m)	Magin (dBuV/m)
802.11a Channel 155							
5720.000	80.6	-36.5	34.2	82.885	H	112.0	31.4
17989.000	57.4	-25.5	43.4	39.502	H	74	16.6
17995.600	57.1	-25.5	43.4	39.202	V	74	16.9
17871.300	57.0	-25.7	43.4	39.342	H	74	17
17990.100	56.8	-25.5	43.4	38.902	H	74	17.2
18000.000	56.7	-26.5	46.4	36.805	H	74	17.3

Conclusion: PASS

A.6. Band Edges Compliance

A6.1 Band Edges - conducted

Measurement Limit:

Standard	Limit (dBm/MHz)
FCC 47 CFR Part 15.407(b)(4)	All emissions shall be limited to a level of -27 dBm/MHz at 75 MHz or more above or below the band edge increasing linearly to 10 dBm/MHz at 25 MHz above or below the band edge, and from 25 MHz above or below the band edge increasing linearly to a level of 15.6 dBm/MHz at 5 MHz above or below the band edge, and from 5 MHz above or below the band edge increasing linearly to a level of 27 dBm/MHz at the band edge.

The measurement is made according to KDB 789033 D02

Measurement Uncertainty:

Measurement Uncertainty	0.75dB
-------------------------	--------

Measurement Result:

Mode	Channel	Test Results	Conclusion
802.11a	5745 MHz	Fig.71	P
	5825 MHz	Fig.72	P
802.11n HT20	5745 MHz	Fig.73	P
	5825 MHz	Fig.74	P
802.11ac HT20	5745 MHz	Fig.75	P
	5825 MHz	Fig.76	P
802.11n HT40	5755 MHz	Fig.77	P
	5795 MHz	Fig.78	P
802.11ac HT40	5755 MHz	Fig.79	P
	5795 MHz	Fig.80	P
802.11ac HT80	5775 MHz	Fig.81	P
	5775 MHz	Fig.82	P

Conclusion: PASS

Test graphs as below:

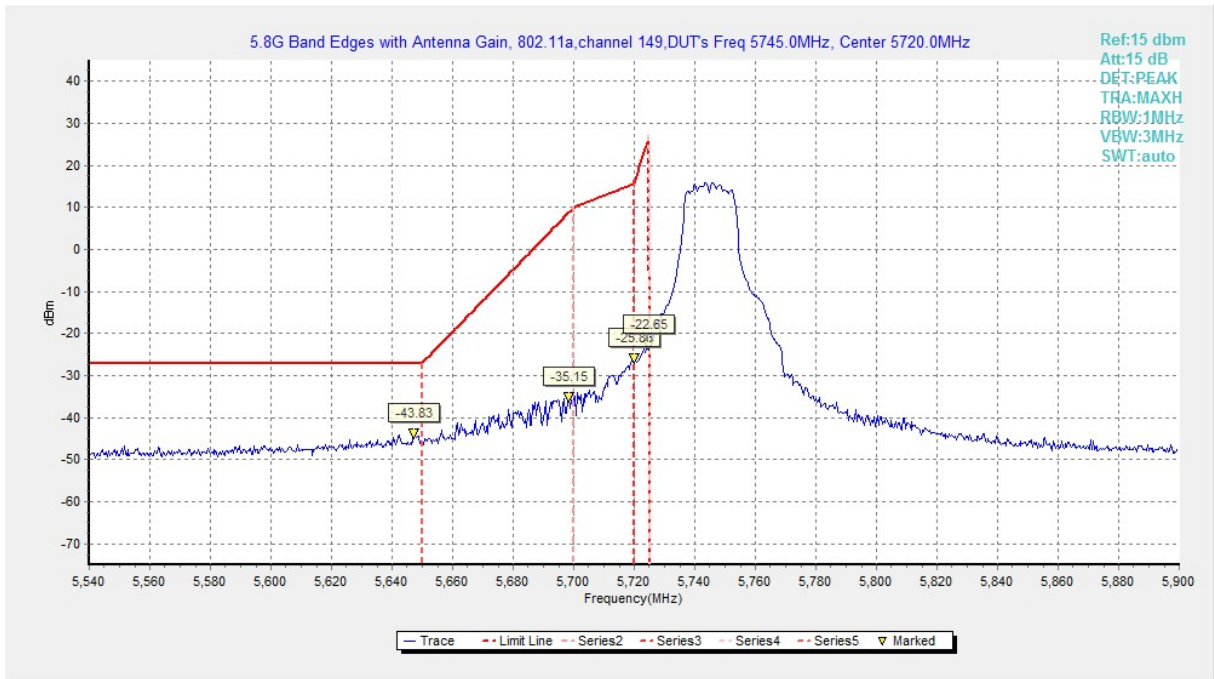


Fig. 71 Band Edges (802.11a, 5745MHz)

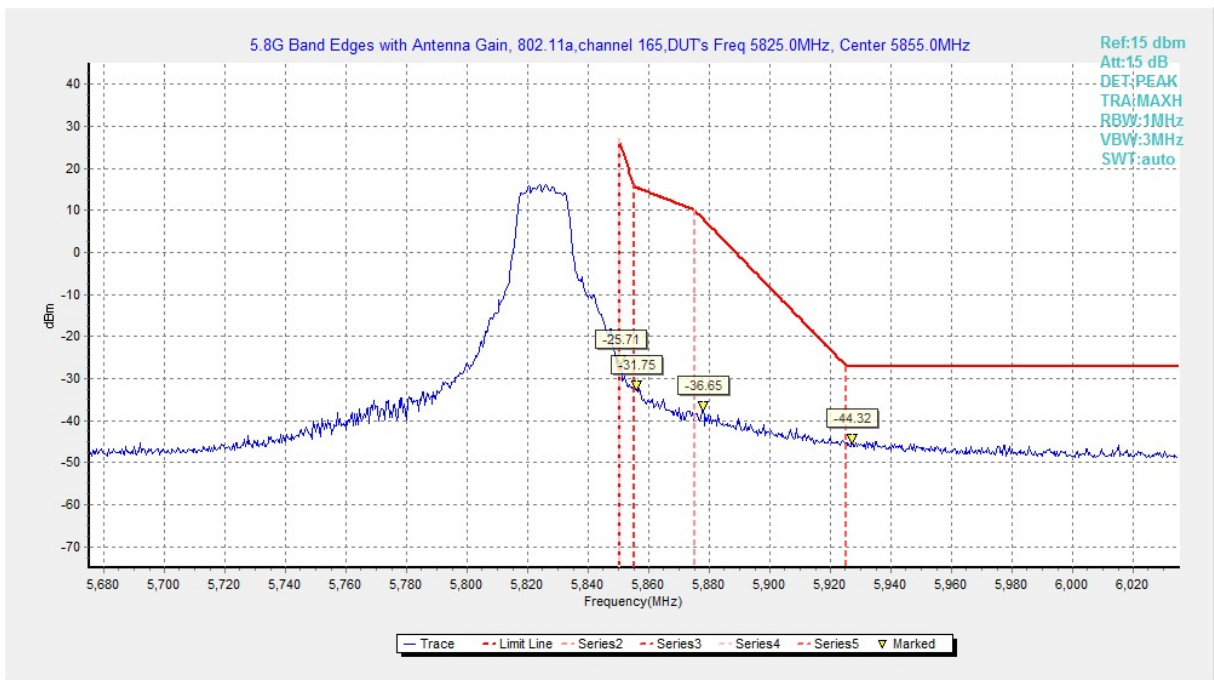


Fig. 72 Band Edges (802.11a, 5825MHz)

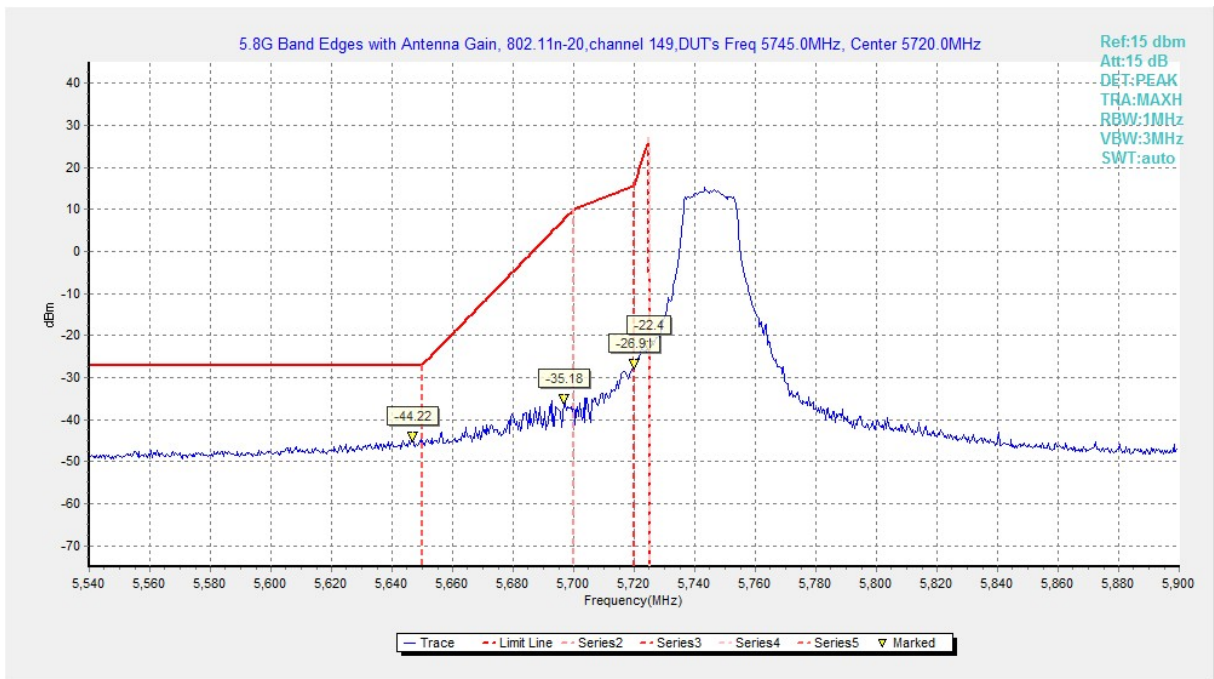


Fig. 73 Band Edges (802.11n-HT20, 5745MHz)

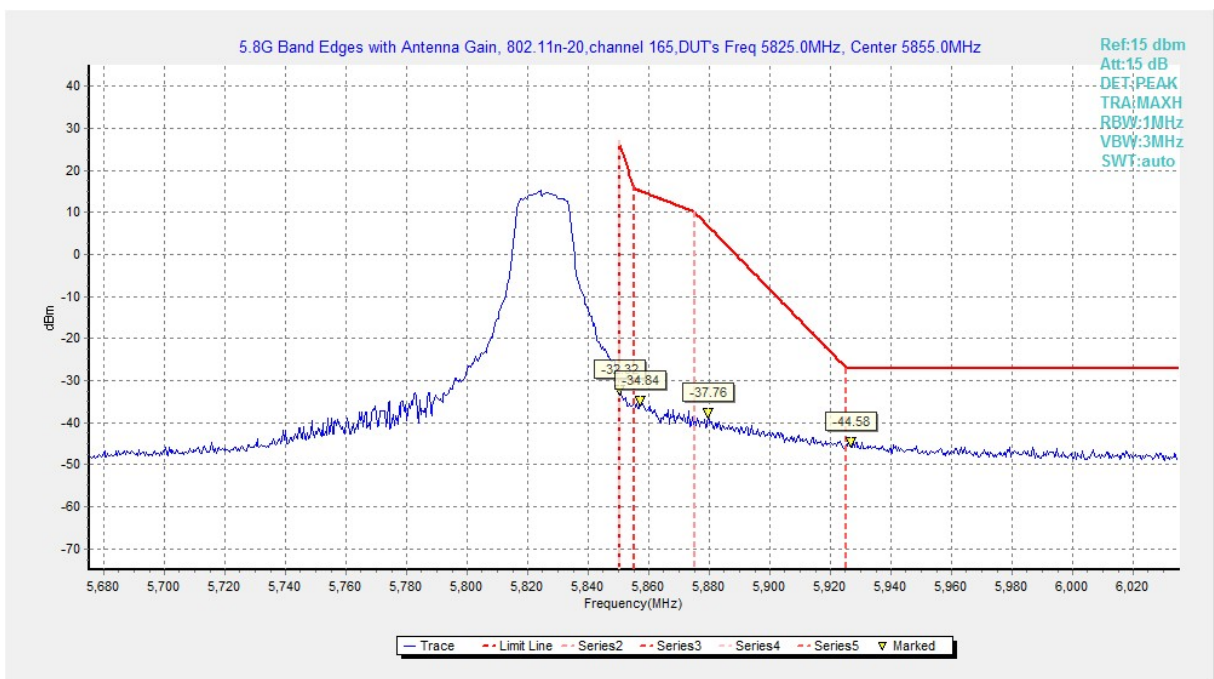


Fig. 74 Band Edges (802.11n-HT20, 5825MHz)

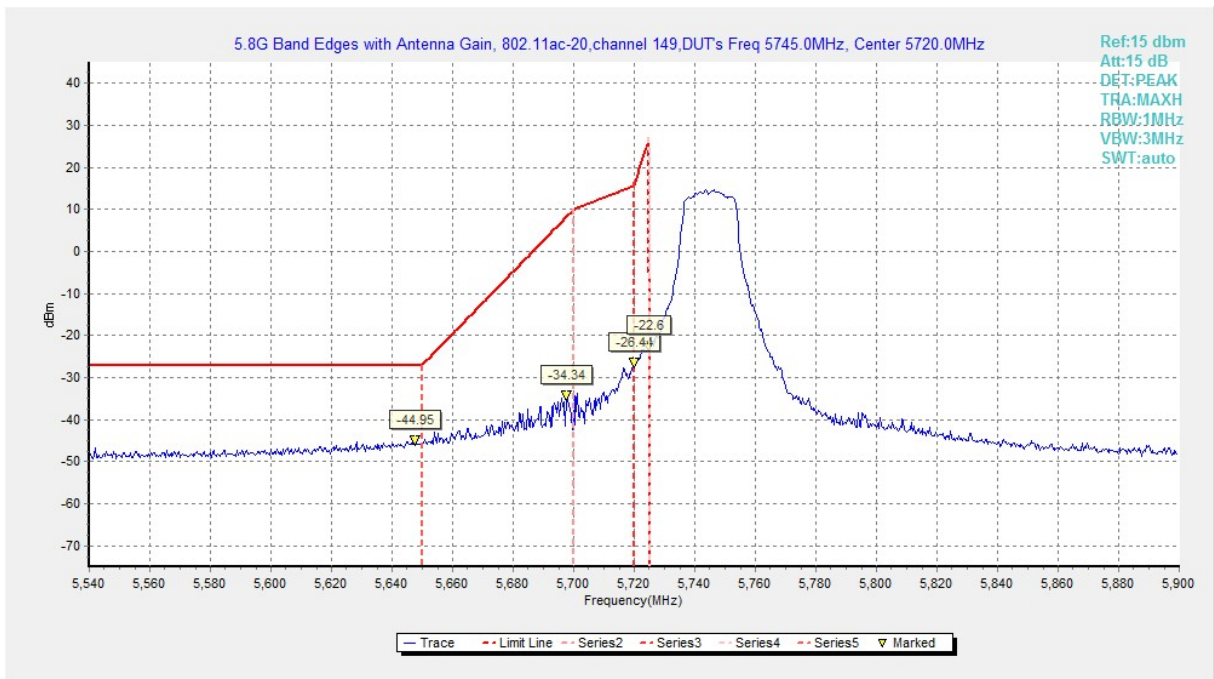


Fig. 75 Band Edges (802.11ac-HT20, 5745MHz)

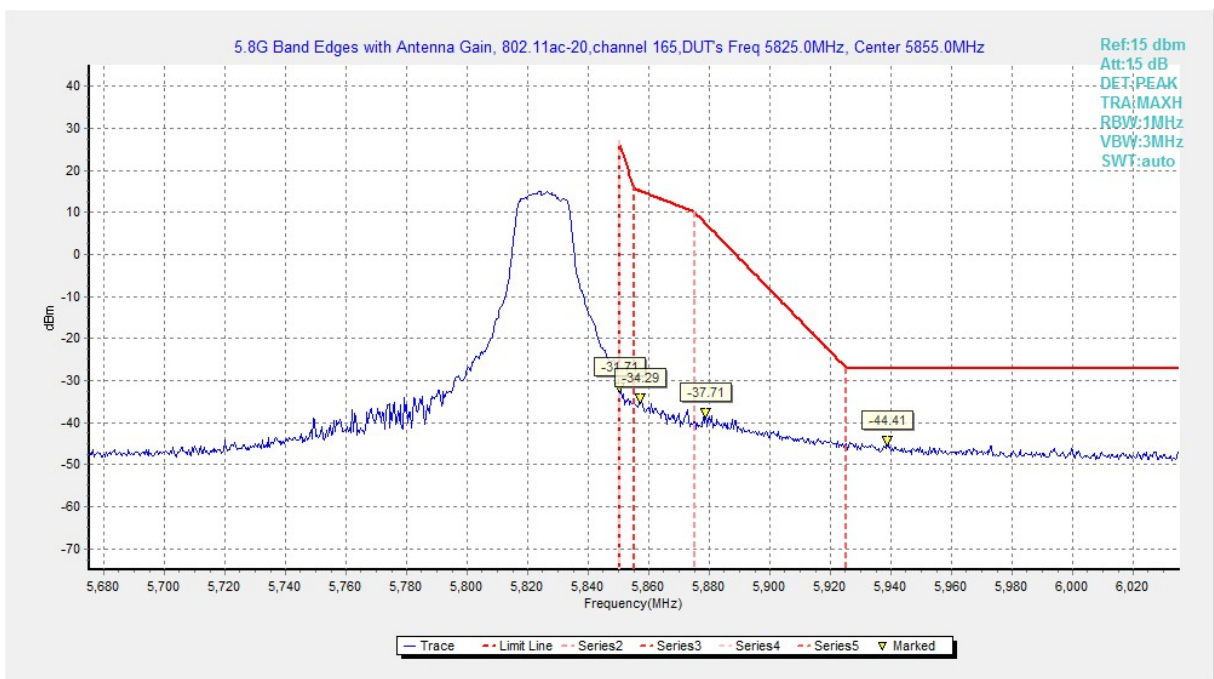


Fig. 76 Band Edges (802.11ac-HT20, 5825MHz)

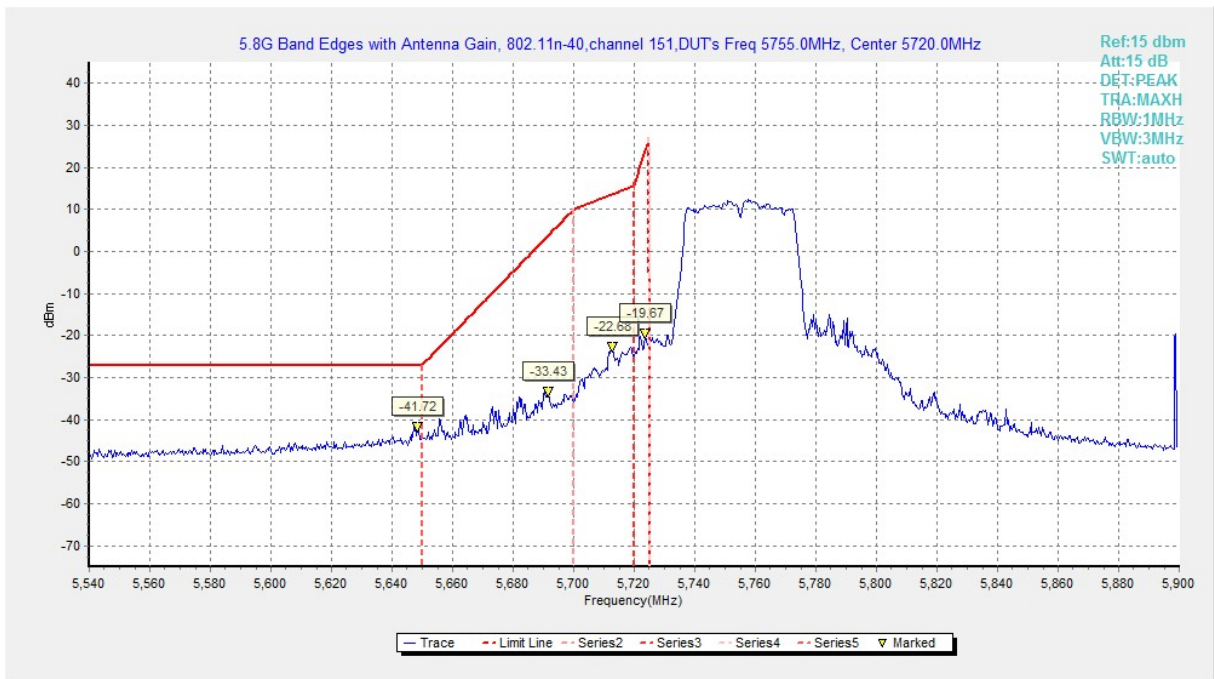


Fig. 77 Band Edges (802.11n-HT40, 5755MHz)

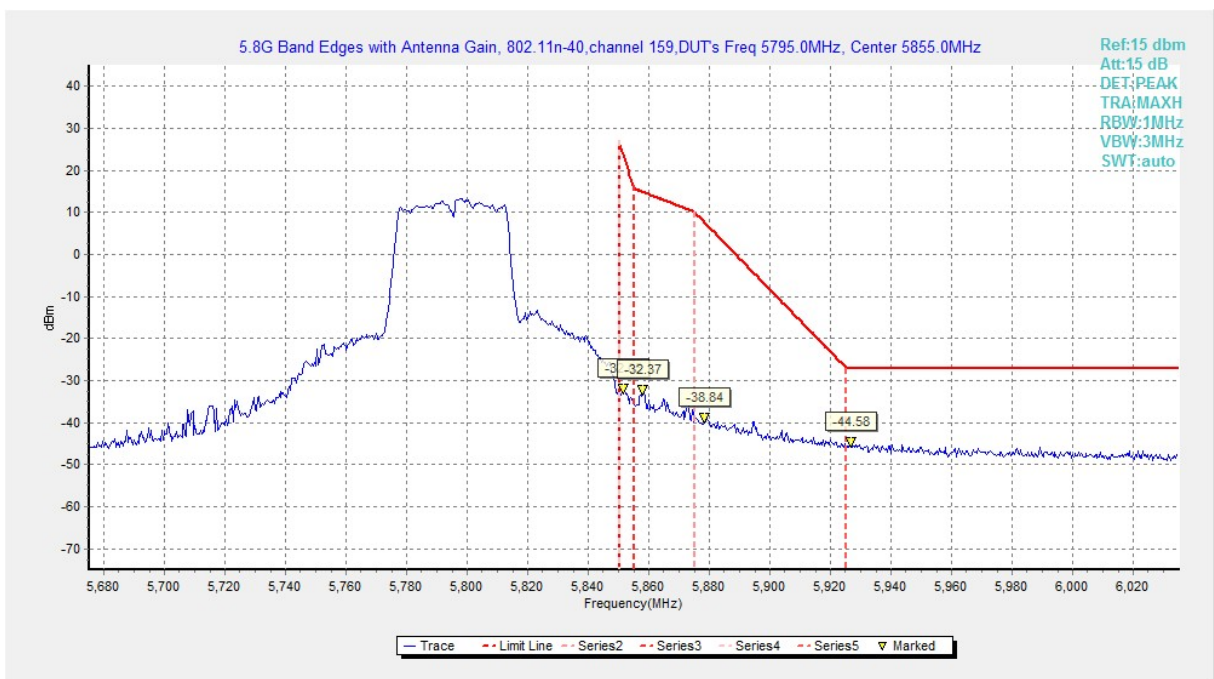


Fig. 78 Band Edges (802.11n-HT40, 5795MHz)

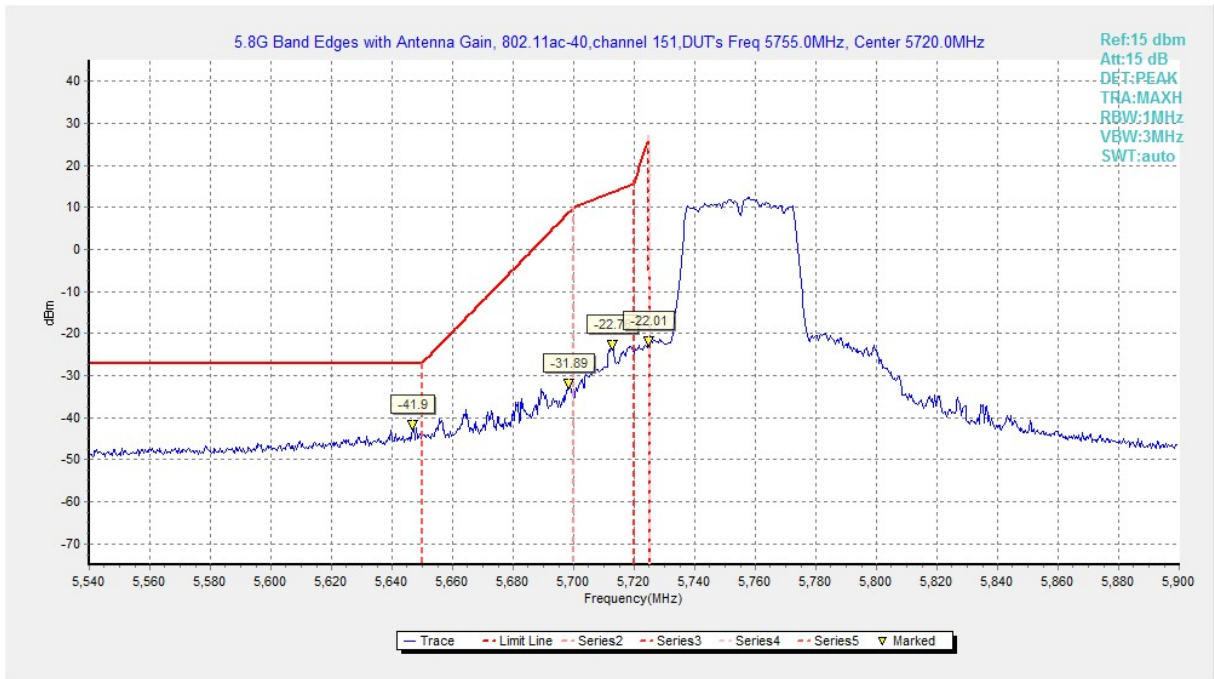


Fig. 79 Band Edges (802.11ac-HT40, 5755MHz)

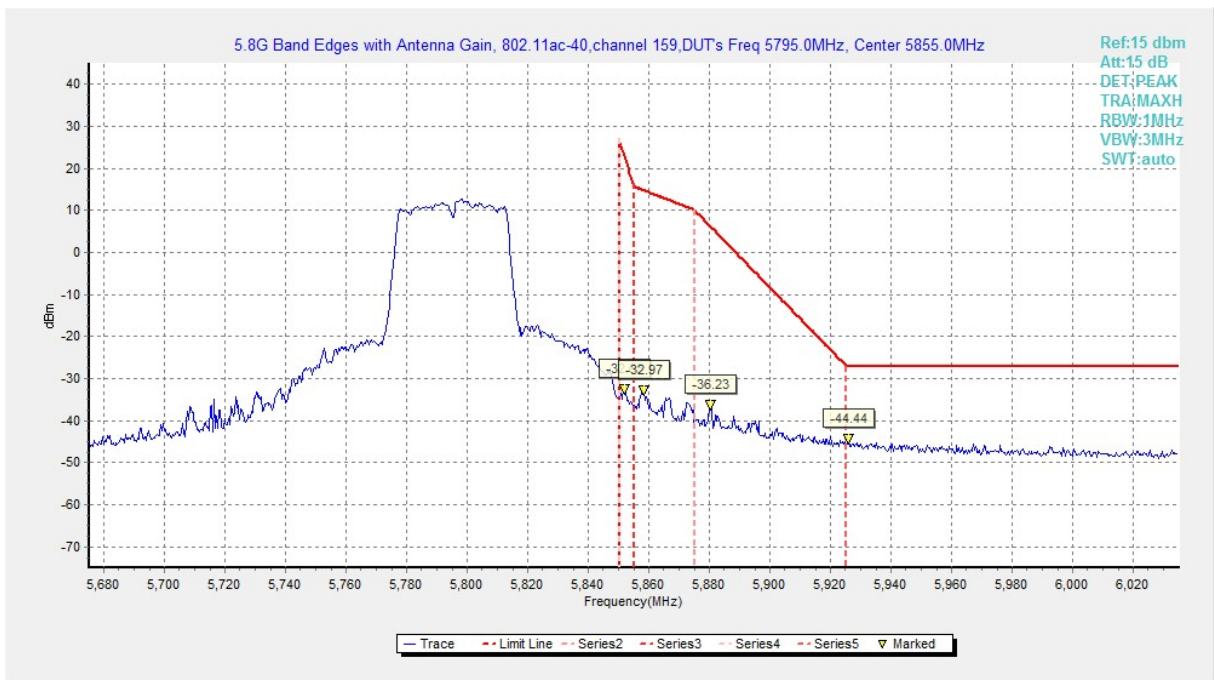


Fig. 80 Band Edges (802.11ac-HT40, 5795MHz)

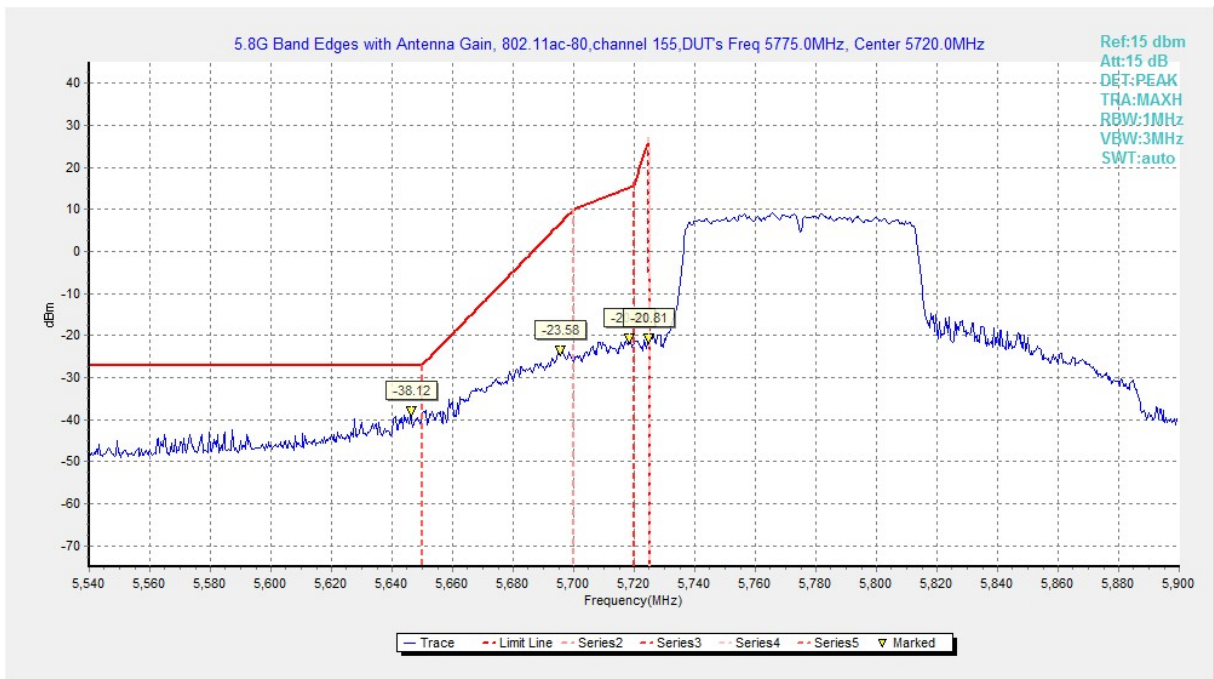


Fig. 81 Band Edges (802.11ac-HT80, 5775MHz)

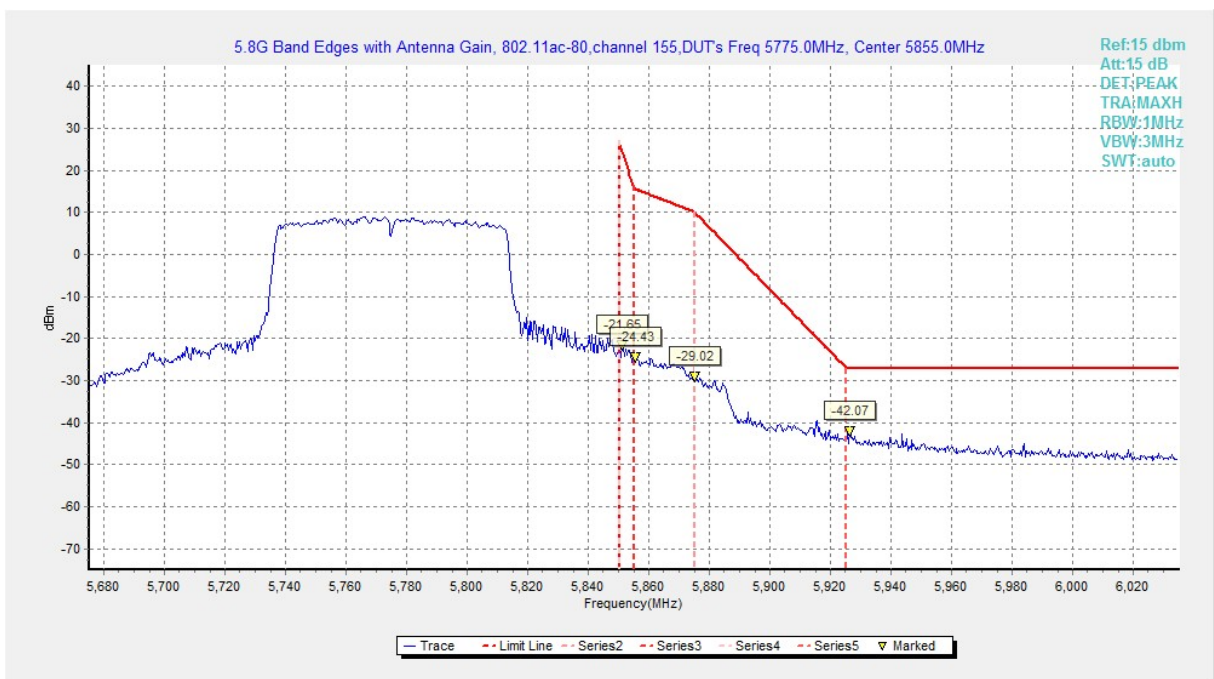


Fig. 82 Band Edges (802.11ac-HT80, 5775MHz)

A6.2 Band Edges - Radiated

Measurement Limit:

Standard	Limit (dBm/MHz)	
	FCC 47 CFR Part 15.407	at the band edge
at 5 MHz above or below the band edge		15.6
at 25 MHz above or below the band edge		10
at 75 MHz or more above or below the band edge		-27
Note: increasing linearly from point to point.		

The measurement is made according to KDB 789033 D02

In addition, radiated emissions which fall in the restricted bands, as defined in § 15.205(a), must also comply with the radiated emission limits specified in § 15.209(a) (see § 15.205(c)).

Measurement Result:

Mode	Channel	Test Results	Conclusion
802.11a	5745 MHz	Fig.83	P
	5825 MHz	Fig.84	P
802.11n HT20	5745 MHz	Fig.85	P
	5825 MHz	Fig.86	P
802.11ac HT20	5745 MHz	Fig.87	P
	5825 MHz	Fig.88	P
802.11n HT40	5755 MHz	Fig.89	P
	5795 MHz	Fig.90	P
802.11ac HT40	5755 MHz	Fig.91	P
	5795 MHz	Fig.92	P
802.11ac HT80	5775 MHz	Fig.93	P
	5775 MHz	Fig.94	P

Conclusion: PASS

Test graphs as below:

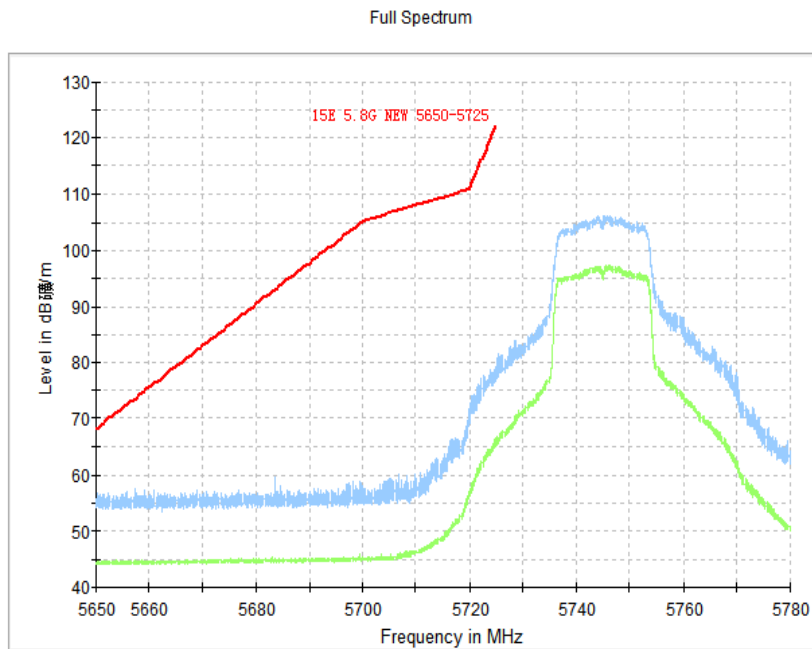


Fig. 83 Band Edges (802.11a, 5745MHz)

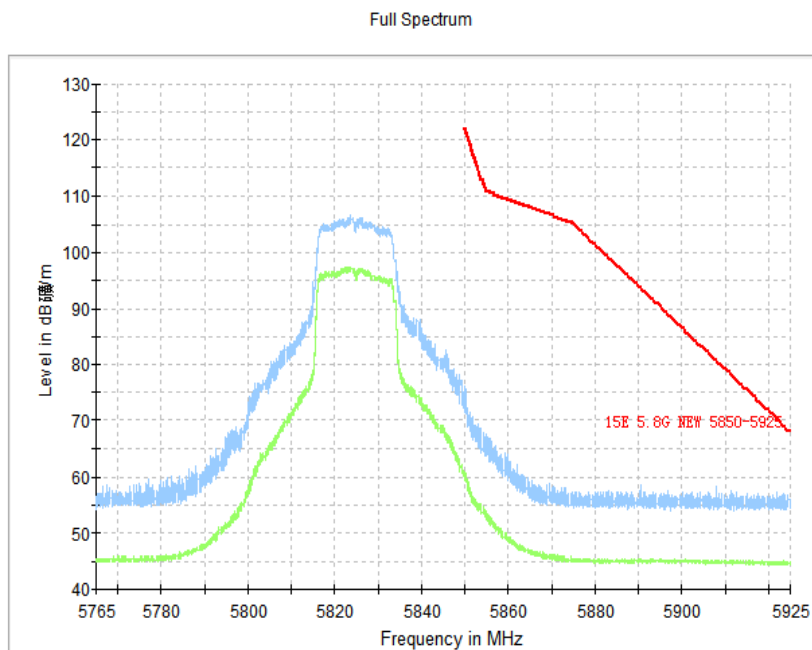


Fig. 84 Band Edges (802.11a, 5825MHz)

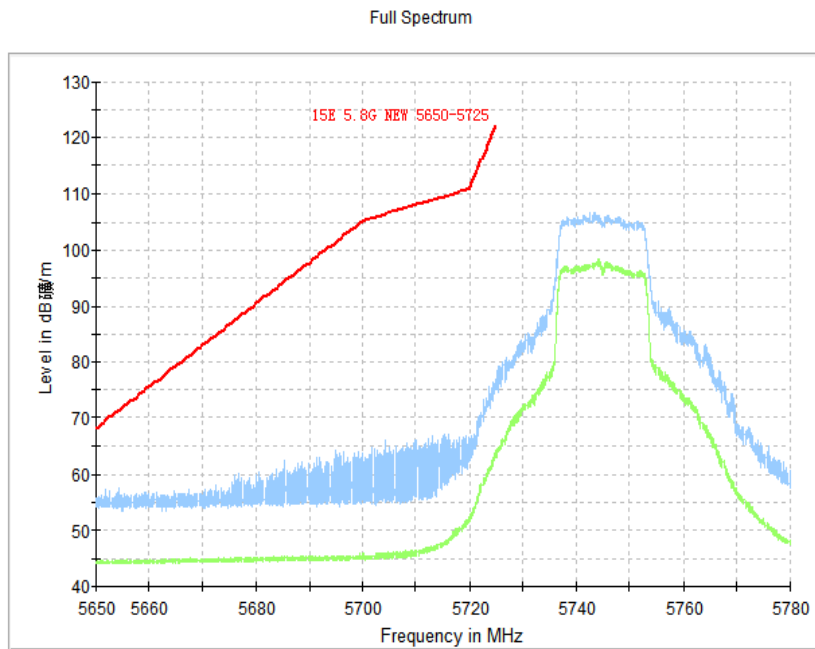


Fig. 85 Band Edges (802.11n-HT20, 5745MHz)

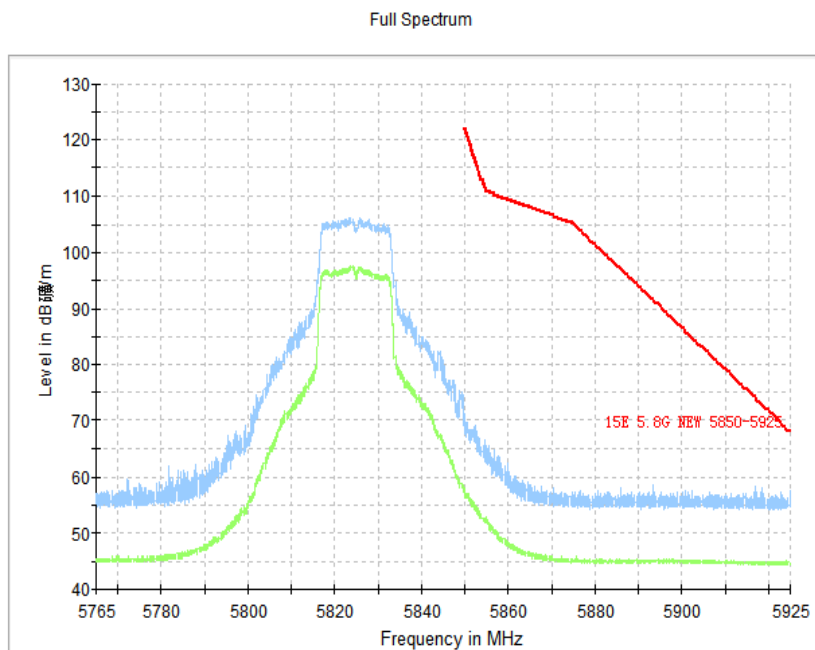


Fig. 86 Band Edges (802.11n-HT20, 5825MHz)

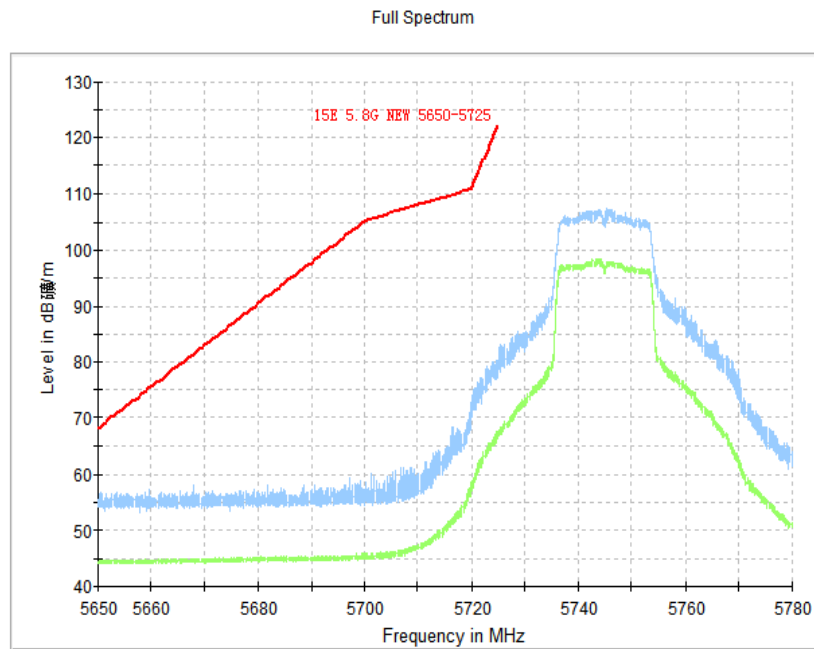


Fig. 87 Band Edges (802.11ac-HT20, 5745MHz)

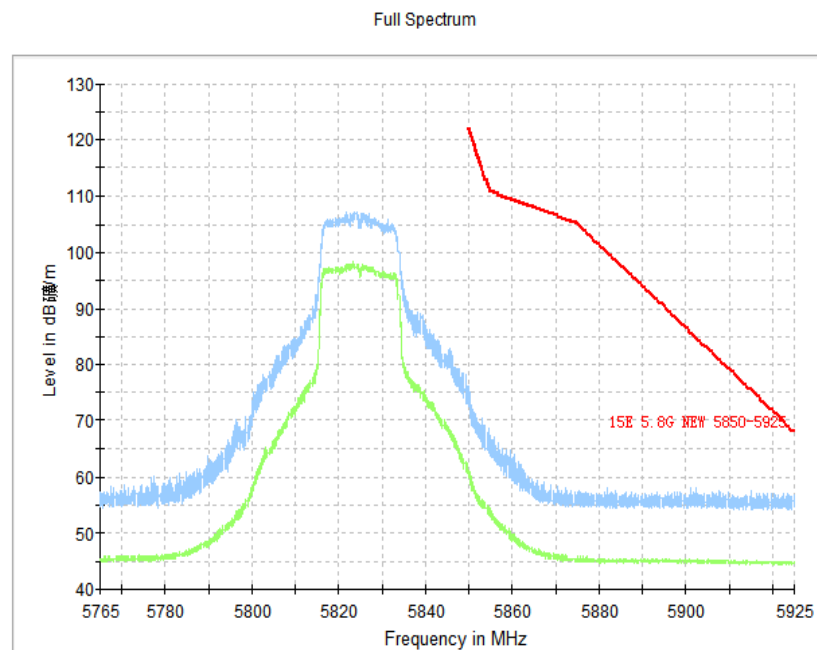


Fig. 88 Band Edges (802.11ac-HT20, 5825MHz)

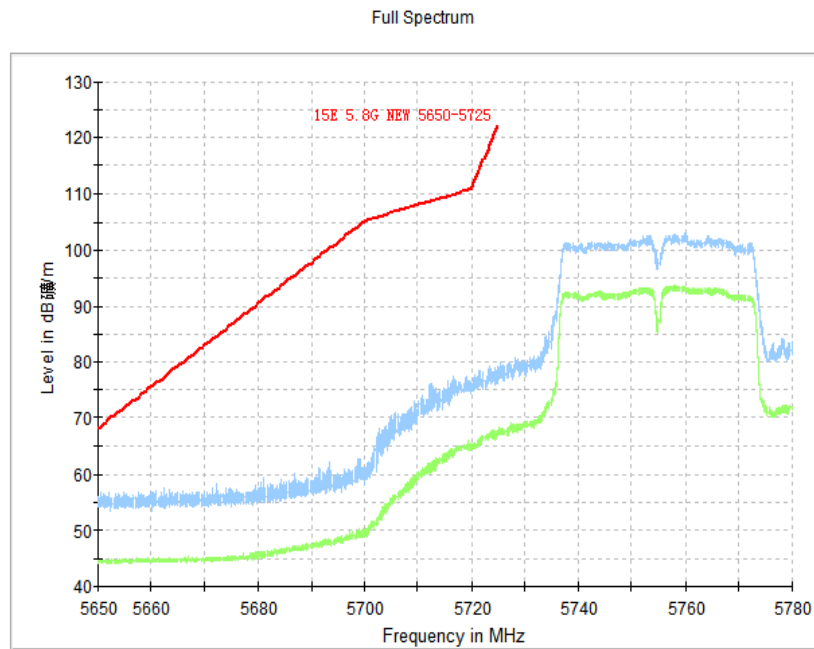


Fig. 89 Band Edges (802.11n-HT40, 5755MHz)

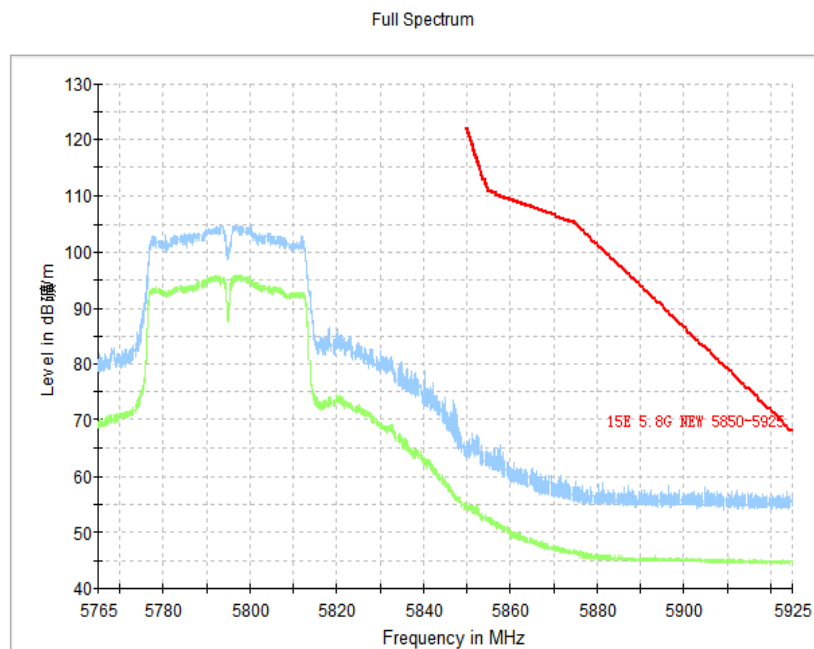


Fig. 90 Band Edges (802.11n-HT40, 5795MHz)

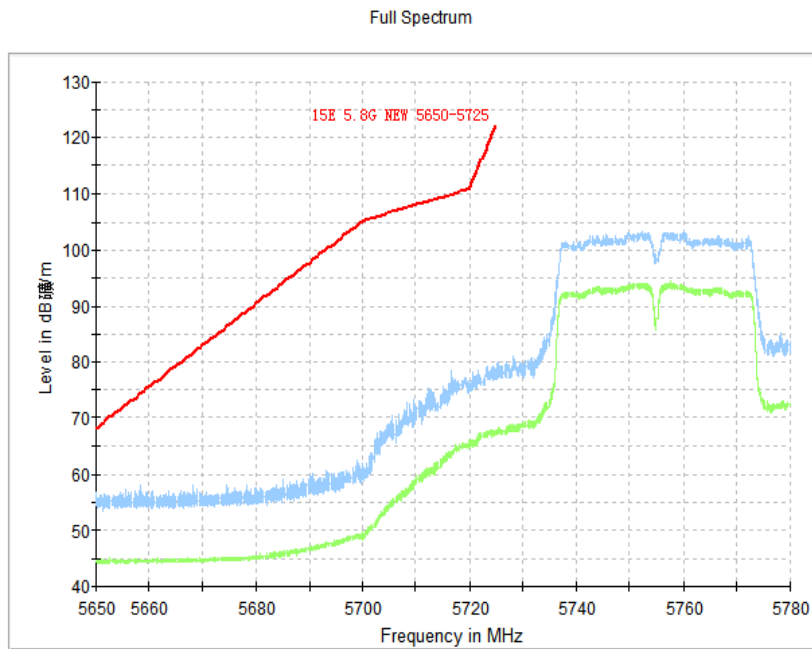


Fig. 91 Band Edges (802.11ac-HT40, 5755MHz)

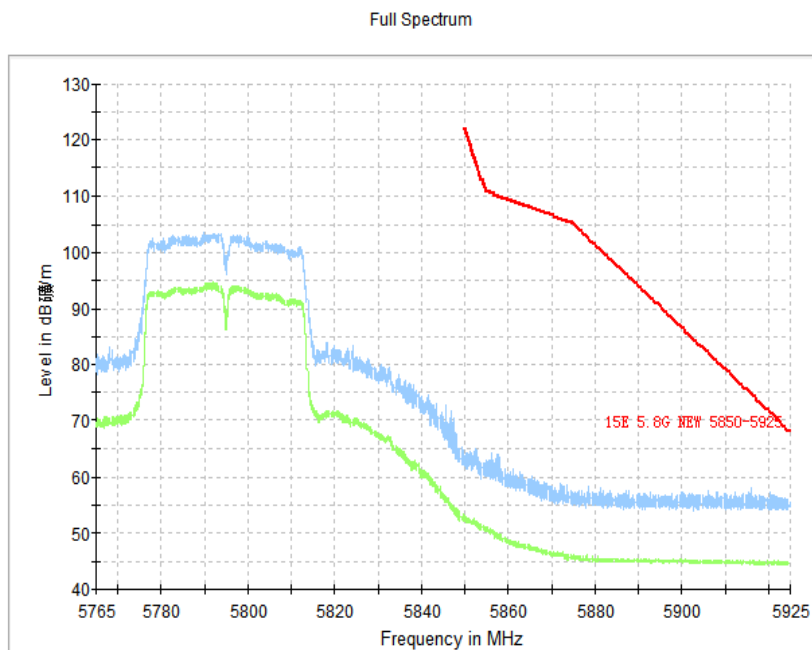


Fig. 92 Band Edges (802.11ac-HT40, 5795MHz)

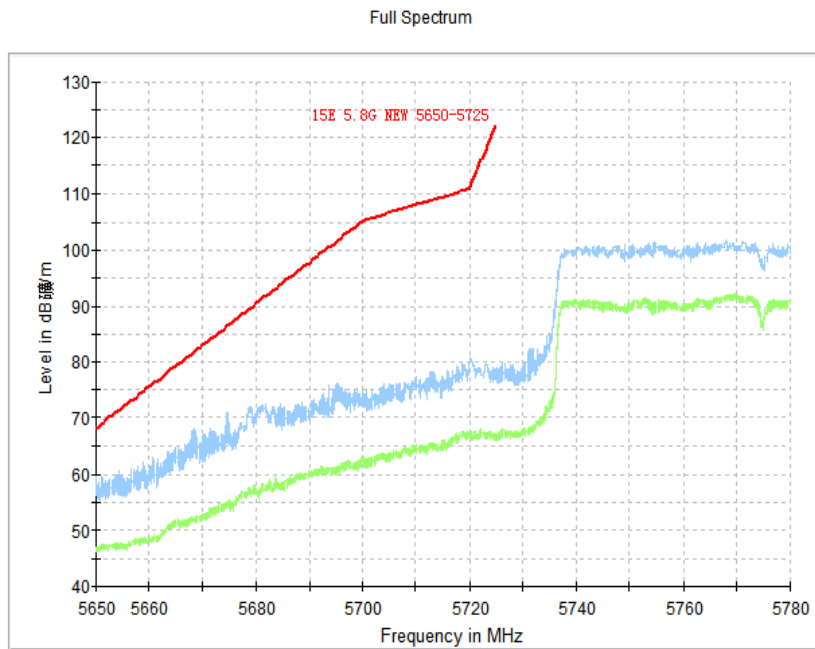


Fig. 93 Band Edges (802.11ac-HT80, 5775MHz)

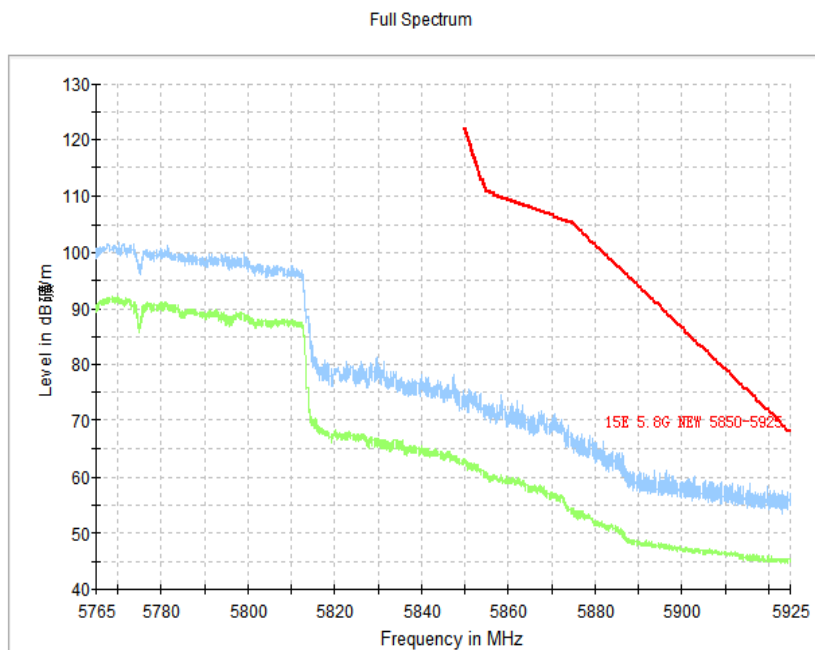


Fig. 94 Band Edges (802.11ac-HT80, 5775MHz)

A.7. AC Powerline Conducted Emission

Test Condition:

Voltage (V)	Frequency (Hz)
110	60

Measurement Result and limit:

WLAN (Quasi-peak Limit)

Frequency range (MHz)	Quasi-peak Limit (dB μ V)	Result (dB μ V)	Conclusion
		With charger	
		802.11a	
0.15 to 0.5	66 to 56	Fig. 95	P
0.5 to 5	56		
5 to 30	60		

WLAN (Average Limit)

Frequency range (MHz)	Average Limit (dB μ V)	Result (dB μ V)	Conclusion
		With charger	
		802.11a	
0.15 to 0.5	56 to 46	Fig.95	P
0.5 to 5	46		
5 to 30	50		

The measurement is made according to ANSI C63.10 .

Conclusion: PASS

Test graphs as below:

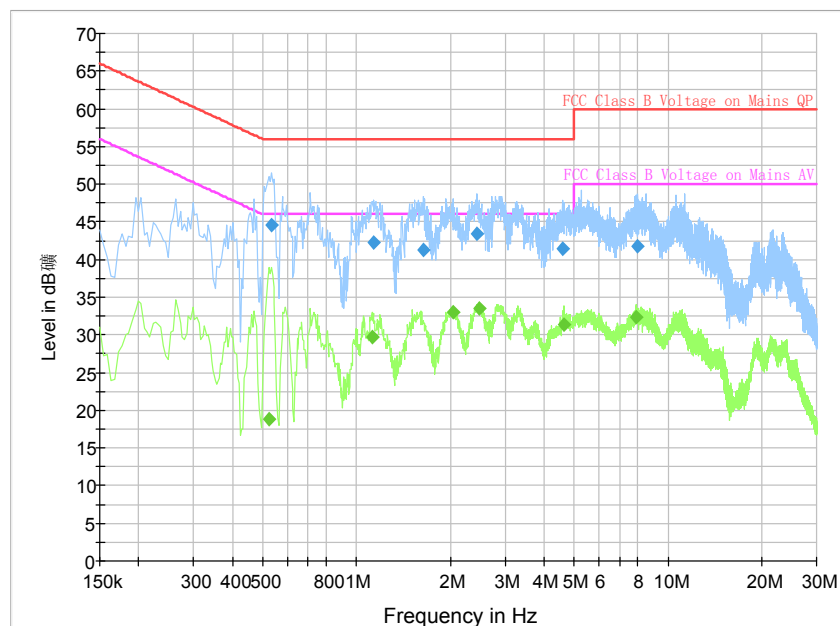


Fig. 95 AC Powerline Conducted Emission-802.11a

Final Result 1

Frequency (MHz)	QuasiPeak (dB μ V)	Line	Corr. (dB)	Margin (dB)	Limit (dB μ V)
0.532500	44.6	L1	20.1	11.4	56.0
1.135500	42.2	N	19.9	13.8	56.0
1.639500	41.3	L1	20.0	14.7	56.0
2.440500	43.5	N	20.0	12.5	56.0
4.573500	41.5	L1	20.7	14.5	56.0
8.011500	41.8	L1	21.9	18.2	60.0

Final Result 2

Frequency (MHz)	Average (dB μ V)	Line	Corr. (dB)	Margin (dB)	Limit (dB μ V)
0.523500	18.8	N	19.9	27.2	46.0
1.122000	29.7	N	19.9	16.3	46.0
2.035500	33.1	L1	20.1	12.9	46.0
2.472000	33.5	L1	20.2	12.5	46.0
4.623000	31.4	L1	20.7	14.6	46.0
7.921500	32.3	N	22.0	17.7	50.0

ANNEX B: Accreditation Certificate

<p>United States Department of Commerce National Institute of Standards and Technology</p>  <hr/> <p>Certificate of Accreditation to ISO/IEC 17025:2005</p> <hr/> <p>NVLAP LAB CODE: 600118-0</p> <p>Telecommunication Technology Labs, CAICT Beijing China</p> <p><i>is accredited by the National Voluntary Laboratory Accreditation Program for specific services, listed on the Scope of Accreditation, for:</i></p> <p>Electromagnetic Compatibility & Telecommunications</p> <p><i>This laboratory is accredited in accordance with the recognized International Standard ISO/IEC 17025:2005. This accreditation demonstrates technical competence for a defined scope and the operation of a laboratory quality management system (refer to joint ISO-ILAC-IAF Communique dated January 2009).</i></p> <hr/> <table border="0" style="width: 100%;"><tr><td style="width: 40%; text-align: center;"><p>2019-09-26 through 2020-09-30 <i>Effective Dates</i></p></td><td style="width: 20%; text-align: center;"></td><td style="width: 40%; text-align: center;"> <i>For the National Voluntary Laboratory Accreditation Program</i></td></tr></table>		<p>2019-09-26 through 2020-09-30 <i>Effective Dates</i></p>		 <i>For the National Voluntary Laboratory Accreditation Program</i>
<p>2019-09-26 through 2020-09-30 <i>Effective Dates</i></p>		 <i>For the National Voluntary Laboratory Accreditation Program</i>		

*** END OF REPORT BODY ***