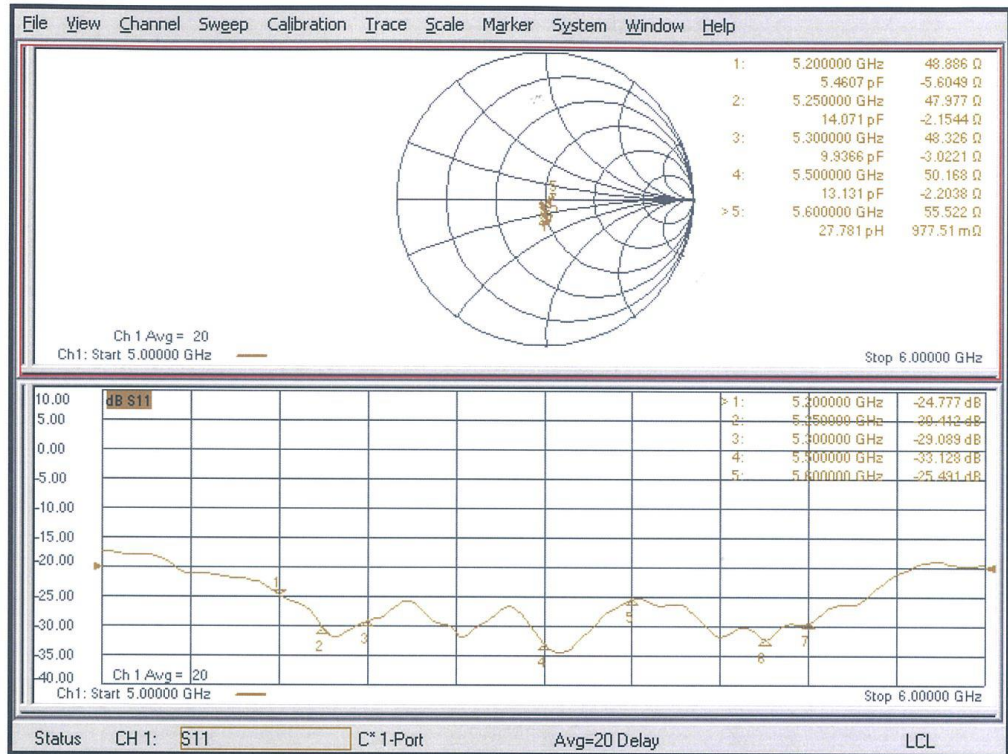
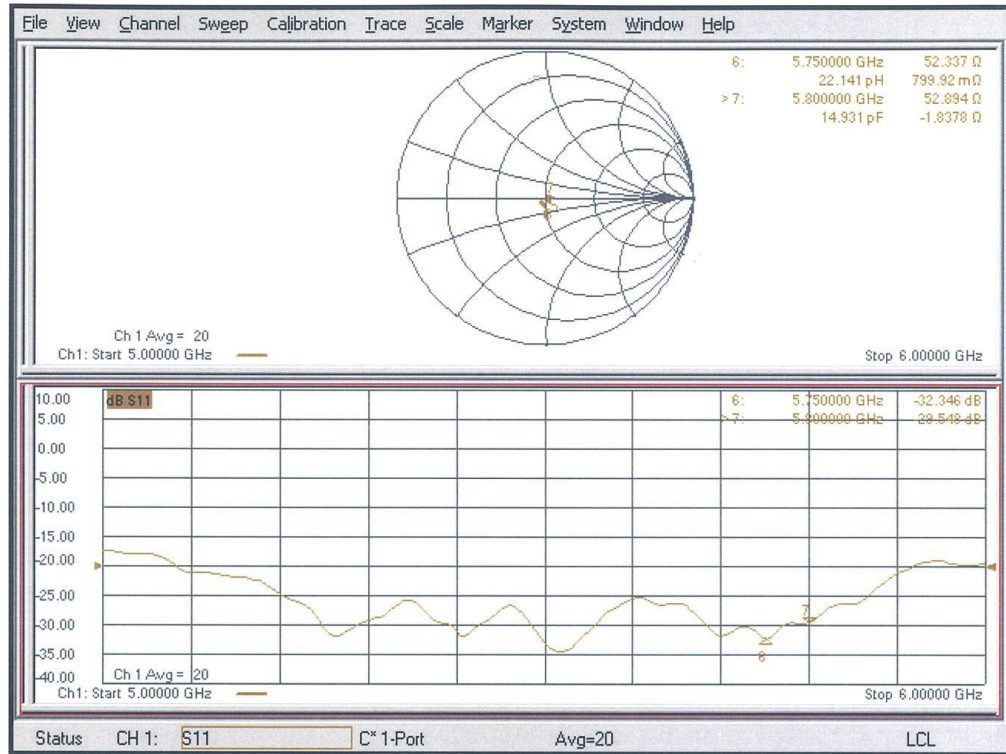


Impedance Measurement Plot for Body TSL (5200, 5250, 5300, 5500, 5600 MHz)



Impedance Measurement Plot for Body TSL (5750, 5800 MHz)



## ANNEX I Sensor Triggering Data Summary

Per FCC KDB Publication 616217 D04v01r02, this device was tested by the manufacturer to determine the proximity sensor triggering distances for the rear and bottom edge of the device. The measured output power within  $\pm 5\text{mm}$  of the triggering points (or until touching the phantom) is included for rear and each applicable edge.

To ensure all production units are compliant it is necessary to test SAR at a distance 1mm less than the smallest distance from the device and SAR phantom (determined from these triggering tests according to the KDB 616217 D04v01r02) with the device at maximum output power without power reduction. These SAR tests are included in addition to the SAR tests for the device touching the SAR phantom, with reduced power.

We tested the power and got the different proximity sensor triggering distances for rear, right and top edge for main antenna. The manufacturer has declared 15mm is the most conservative triggering distance for main antenna with rear. The 11mm distance for right edge and top edge. So base on the most conservative triggering distance of 15mm, additional SAR measurements were required at 14mm from the highest SAR position between rear of main antenna, and at 10mm between top edge.

Sincerely, the most conservative triggering distance for WIFI antenna is 13mm with rear and 10mm with top edge and left edge. So we also test SAR measurements with 12mm at rear, and 9mm at top edge.

### Main antenna

#### Rear

Moving device toward the phantom:

sensor near or for(KDB 616217 6.2.6)											
Distance [mm]	20	19	18	17	16	15	14	13	12	11	10
Main antenna	Near	Near	Near	Near	Near	Near	Near	Near	Near	Near	Near

Moving device away from the phantom:

sensor near or for(KDB 616217 6.2.6)											
Distance [mm]	10	11	12	13	14	15	16	17	18	19	20
Main antenna	Near	Near	Near	Near	Near	Near	Near	Near	Near	Near	Near

#### Top Edge

Moving device toward the phantom:

sensor near or for(KDB 616217 6.2.6)											
Distance [mm]	16	15	14	13	12	11	10	09	08	07	06
Main antenna	Near	Near	Near	Near	Near	Near	Near	Near	Near	Near	Near

Moving device away from the phantom:

sensor near or for(KDB 616217 6.2.6)											
--------------------------------------	--	--	--	--	--	--	--	--	--	--	--

Distance [mm]	06	07	08	09	10	11	12	13	14	15	16
Main antenna	Near	Near	Near	Near	Near	Near	Near	Near	Near	Near	Near

**Top Edge**

Moving device toward the phantom:

sensor near or for(KDB 616217 6.2.6)											
Distance [mm]	16	15	14	13	12	11	10	09	08	07	06
Main antenna	Near	Near	Near	Near	Near	Near	Near	Near	Near	Near	Near

Moving device away from the phantom:

sensor near or for(KDB 616217 6.2.6)											
Distance [mm]	06	07	08	09	10	11	12	13	14	15	16
Main antenna	Near	Near	Near	Near	Near	Near	Near	Near	Near	Near	Near

**WiFi antenna**

**Rear**

Moving device toward the phantom:

sensor near or for(KDB 616217 6.2.6)											
Distance [mm]	18	17	16	15	14	13	12	11	10	9	8
WiFi antenna	Near	Near	Near	Near	Near	Near	Near	Near	Near	Near	Near

Moving device away from the phantom:

sensor near or for(KDB 616217 6.2.6)											
Distance [mm]	8	9	10	11	12	13	14	15	16	17	18
WiFi antenna	Near	Near	Near	Near	Near	Near	Near	Near	Near	Near	Near

**Top Edge**

Moving device toward the phantom:

sensor near or for(KDB 616217 6.2.6)											
Distance [mm]	15	14	13	12	11	10	9	8	7	6	5
WiFi antenna	Near	Near	Near	Near	Near	Near	Near	Near	Near	Near	Near

Moving device away from the phantom:

sensor near or for(KDB 616217 6.2.6)											
Distance [mm]	5	6	7	8	9	10	11	12	13	14	15
WiFi antenna	Near	Near	Near	Near	Near	Near	Near	Near	Near	Near	Near

**Left Edge**

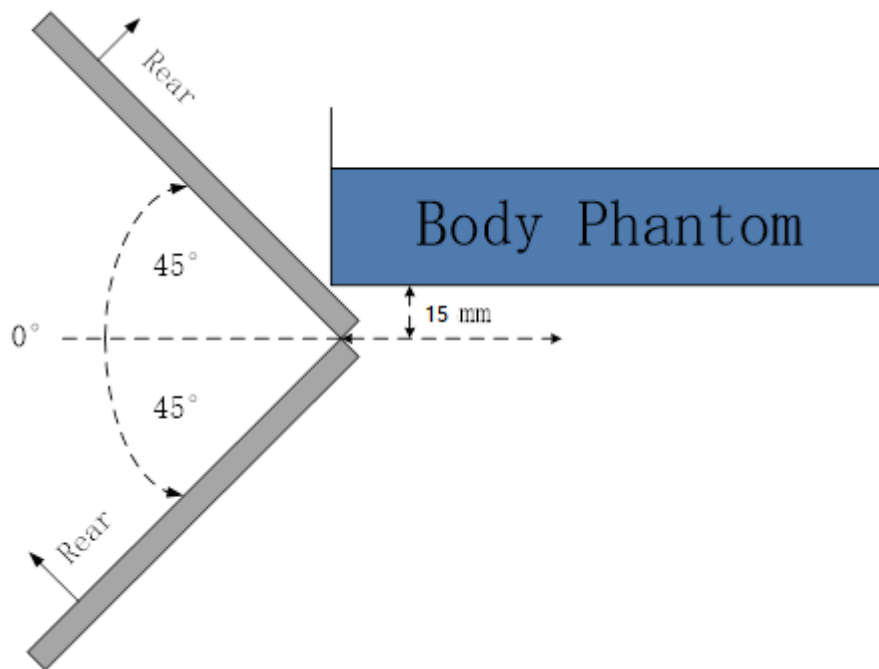
Moving device toward the phantom:

sensor near or for(KDB 616217 6.2.6)											
Distance [mm]	15	14	13	12	11	10	9	8	7	6	5
WiFi antenna	Near	Near	Near	Near	Near	Near	Near	Near	Near	Near	Near

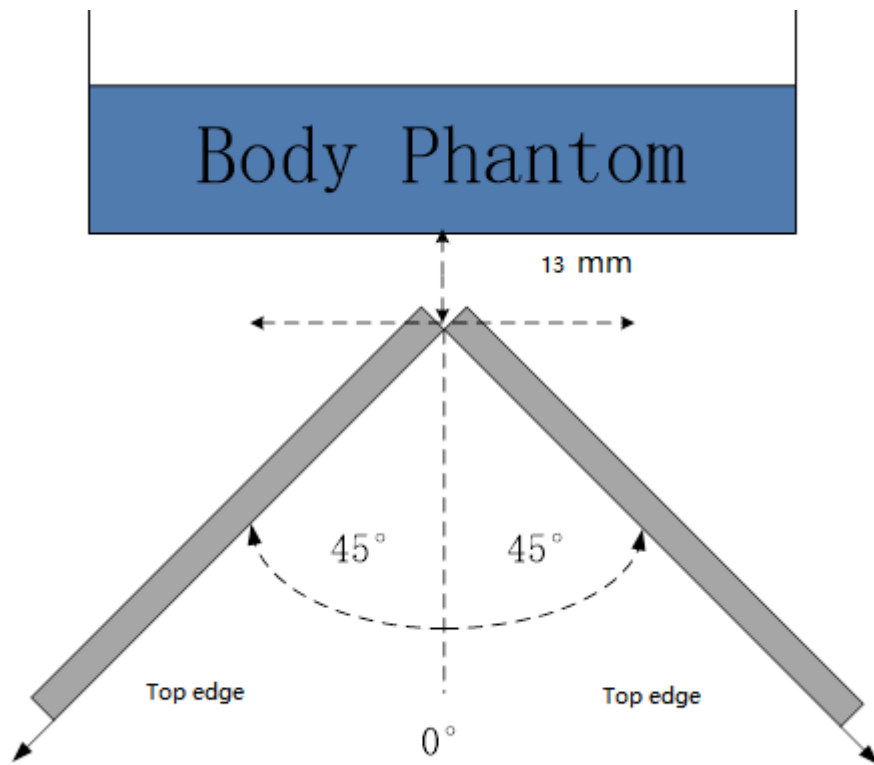
Moving device away from the phantom:

sensor near or for (KDB 616217 6.2.6)											
Distance [mm]	5	6	7	8	9	10	11	12	13	14	15
WiFi antenna	Near	Near	Near	Near	Near	Near	Near	Near	Near	Near	Near

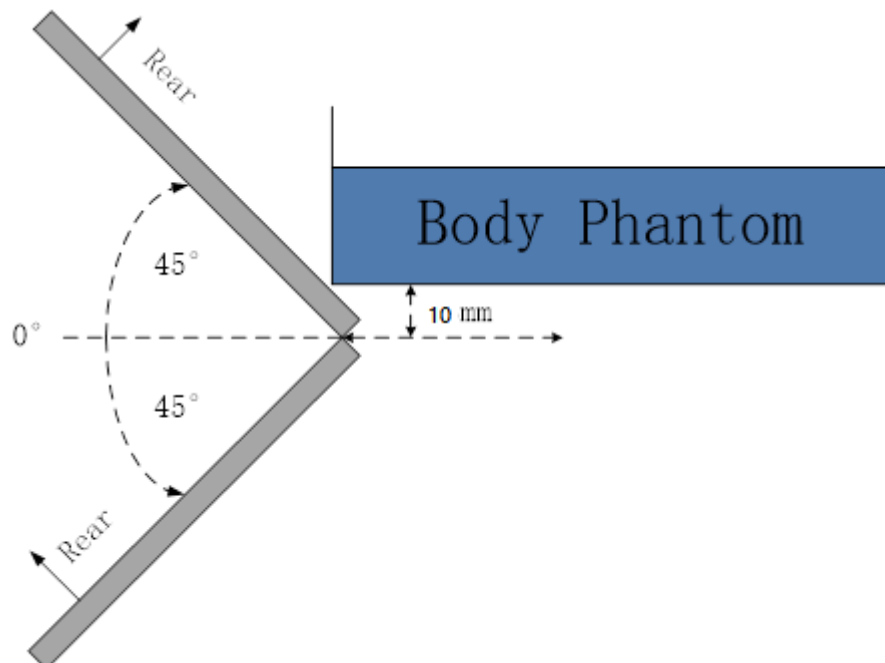
Per FCC KDB Publication 616217 D04v01r02, the influence of table tilt angles to proximity sensor triggering is determined by positioning each edge that contains a transmitting antenna, perpendicular to the flat phantom, at the smallest sensor triggering test distance by rotating the device around the edge next to the phantom in  $\leq 10^\circ$  increments until the tablet is  $\pm 45^\circ$  or more from the vertical position at  $0^\circ$ .



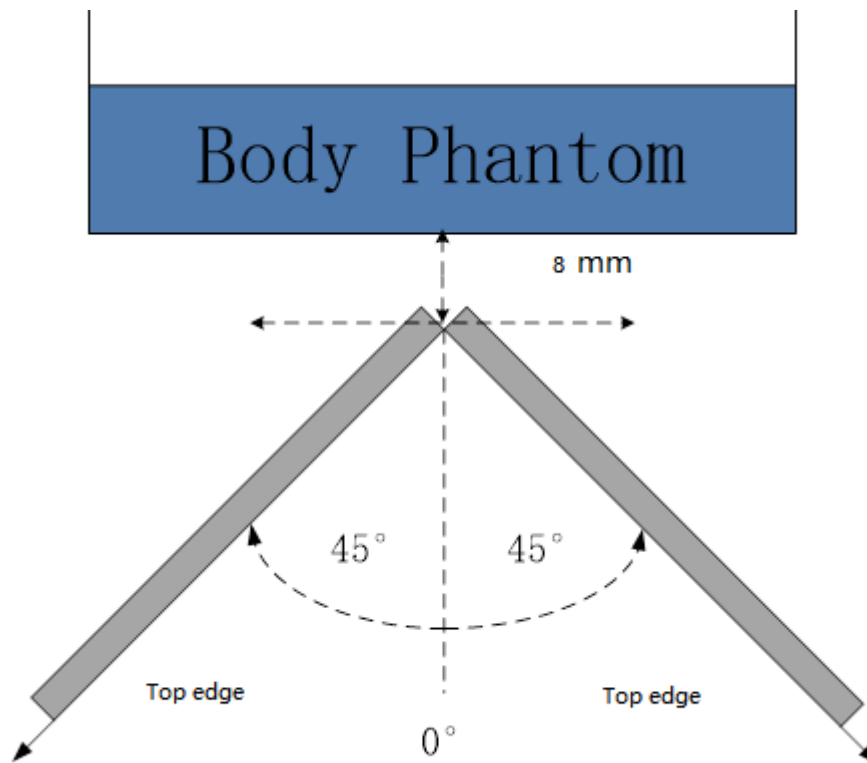
The rear evaluation for main antenna



The top edge evaluation for main antenna



The rear evaluation for WIFI antenna



#### The top evaluation for WIFI antenna

Based on the above evaluation, we come to the conclusion that the sensor triggering is not released and normal maximum output power is not restored within the  $\pm 45^\circ$  range at the smallest sensor triggering test distance declared by manufacturer.

**ANNEX J Accreditation Certificate**

<b>United States Department of Commerce National Institute of Standards and Technology</b>	
	
<hr/> <b>Certificate of Accreditation to ISO/IEC 17025:2005</b> <hr/>	
NVLAP LAB CODE: 600118-0	
<b>Telecommunication Technology Labs, CAICT</b> Beijing China	
<i>is accredited by the National Voluntary Laboratory Accreditation Program for specific services, listed on the Scope of Accreditation, for:</i>	
<b>Electromagnetic Compatibility &amp; Telecommunications</b>	
<i>This laboratory is accredited in accordance with the recognized International Standard ISO/IEC 17025:2005. This accreditation demonstrates technical competence for a defined scope and the operation of a laboratory quality management system (refer to joint ISO-ILAC-IAF Communique dated January 2009).</i>	
<hr/> 2019-09-26 through 2020-09-30 Effective Dates	 <hr/>  For the National Voluntary Laboratory Accreditation Program