



TEST REPORT

No. I20Z60090-WMD03

for

TCL Communication Ltd.

LinkKey

Model Name: IK41UC

FCC ID: 2ACCJB115

with

Hardware Version: V4.0

Software Version: IK41_ZZ_02.00_01

Issued Date: 2020-03-11

Note:

The test results in this test report relate only to the devices specified in this report. This report shall not be reproduced except in full without the written approval of CTTL.

The report must not be used by the client to claim product certification, approval, or endorsement by NVLAP, NIST, or any agency of the U.S. Government.

Test Laboratory:

CTTL, Telecommunication Technology Labs, CAICT

No. 52, Huayuan North Road, Haidian District, Beijing, P. R. China 100191.

Tel: +86(0)10-62304633-2512, Fax: +86(0)10-62304633-2504

Email: ctl_terminals@caict.ac.cn, website: www.caict.ac.cn



REPORT HISTORY

Report Number	Revision	Description	Issue Date
I20Z60090-WMD03	Rev.0	1 st edition	2020-03-11

Note: the latest revision of the test report supersedes all previous version.

CONTENTS

1. TEST LABORATORY	4
1.1. INTRODUCTION & ACCREDITATION	4
1.2. TESTING LOCATION	4
1.3. TESTING ENVIRONMENT	5
1.4. PROJECT DATA.....	5
1.5. SIGNATURE	5
2. CLIENT INFORMATION	6
2.1. APPLICANT INFORMATION.....	6
2.2. MANUFACTURER INFORMATION.....	6
3. EQUIPMENT UNDER TEST (EUT) AND ANCILLARY EQUIPMENT (AE)	7
3.1. ABOUT EUT	7
3.2. INTERNAL IDENTIFICATION OF EUT USED DURING THE TEST	7
3.3. INTERNAL IDENTIFICATION OF AE USED DURING THE TEST.....	7
4. REFERENCE DOCUMENTS	8
5. LABORATORY ENVIRONMENT	9
6. SUMMARY OF TEST RESULT	10
6.1. SUMMARY OF TEST RESULTS	10
6.2. EXPLANATION OF RE-USE OF TEST DATA.....	12
7. TEST EQUIPMENT UTILIZED	13
ANNEX A: MEASUREMENT RESULTS	14
A.1 OUTPUT POWER.....	14
A.2 EMISSION LIMIT	45
A.3 FREQUENCY STABILITY	56
A.4 OCCUPIED BANDWIDTH	61
A.5 EMISSION BANDWIDTH.....	94
A.6 BAND EDGE COMPLIANCE	127
A.7 CONDUCTED SPURIOUS EMISSION	159
A.8 PEAK-TO-AVERAGE POWER RATIO	166
ANNEX B: ACCREDITATION CERTIFICATE	168



1. Test Laboratory

1.1. Introduction & Accreditation

Telecommunication Technology Labs, CAICT is an ISO/IEC 17025:2005 accredited test laboratory under NATIONAL VOLUNTARY LABORATORY ACCREDITATION PROGRAM (NVLAP) with lab code 600118-0 and is also an FCC accredited test laboratory (CN5017), and ISED accredited test laboratory (CN0066). The detail accreditation scope can be found on NVLAP website.

1.2. Testing Location

Location 1:CTTL(huayuan North Road)

Address: No. 52, Huayuan North Road, Haidian District, Beijing,
P. R. China100191

Location 2: CTTL(Shouxiang)

Address: No. 51 Shouxiang Science Building, Xueyuan Road,
Haidian District, Beijing, P. R. China100191

1.3. Testing Environment

Normal Temperature: 15-35°C
Relative Humidity: 20-75%

1.4. Project data

Testing Start Date: 2019-11-08
Testing End Date: 2020-03-05

1.5. Signature



Dong Yuan
(Prepared this test report)



Zhou Yu
(Reviewed this test report)



Zhao Hui Lin
Deputy Director of the laboratory
(Approved this test report)



2. Client Information

2.1. Applicant Information

Company Name: TCL Communication Ltd.
Address /Post: 5/F, Building 22E, 22 Science Park East Avenue, Hong Kong Science Park, Shatin, NT, Hong Kong
Contact: Gong Zhizhou
Email: zhizhou.gong@tcl.com
Telephone: 0086-755-36611722
Fax: 0086-755-36612000-81722

2.2. Manufacturer Information

Company Name: TCL Communication Ltd.
Address /Post: 5/F, Building 22E, 22 Science Park East Avenue, Hong Kong Science Park, Shatin, NT, Hong Kong
Contact: Gong Zhizhou
Email: zhizhou.gong@tcl.com
Telephone: 0086-755-36611722
Fax: 0086-755-36612000-81722

3. Equipment Under Test (EUT) and Ancillary Equipment (AE)

3.1. About EUT

Description	LinkKey
Model Name	IK41UC
FCC ID	2ACCJB115
Antenna	Embedded
Output power	25.41dBm maximum EIRP measured for LTE Band 2
Extreme vol. Limits	4.25VDC to 5.75VDC (nominal: 5.0VDC)
Extreme temp. Tolerance	-10°C to +55°C

Note: Components list, please refer to documents of the manufacturer; it is also included in the original test record of CTTL.

3.2. Internal Identification of EUT used during the test

EUT ID*	IMEI	HW Version	SW Version	Date of receipt
UT03a	015693000200126	V4.0	IK41_ZZ_02.00_01	2020-01-20
UT16a	015693000200423	V4.0	IK41_ZZ_02.00_01	2020-01-20

*EUT ID: is used to identify the test sample in the lab internally.

3.3. Internal Identification of AE used during the test

AE ID*	Description
AE1	Cable for supply power
AE1	
Model	/
Manufacturer	/
Capacitance	/

*AE ID: is used to identify the test sample in the lab internally.

4. Reference Documents

The following documents listed in this section are referred for testing.

Reference	Title	Version
FCC Part 24	PERSONAL COMMUNICATIONSSERVICES	10-1-19 Edition
FCC Part 22	PUBLIC MOBILE SERVICES	10-1-19 Edition
FCC Part 27	MISCELLANEOUS WIRELESS COMMUNICATIONS SERVICES	10-1-19 Edition
ANSI/TIA-603-E	Land Mobile FM or PM Communications Equipment Measurement and Performance Standards	2016
ANSI/TIA-102.CAAA -E	DIGITAL C4FMCQPSK TRANSCEIVER MEASUREMENT METHODS	2016
ANSI C63.26	American National Standard for Compliance Testing of Transmitters Used in Licensed Radio Services	2015
KDB 971168 D01	MEASUREMENT GUIDANCE FOR CERTIFICATION OF LICENSED DIGITAL TRANSMITTERS	v03r01

5. LABORATORY ENVIRONMENT

Fully-anechoic chamber FAC-3 (9 meters×6.5 meters×4 meters) did not exceed following limits along the EMC testing:

Temperature	Min. = 15 °C, Max. = 35 °C
Relative humidity	Min. = 15 %, Max. = 75 %
Shielding effectiveness	0.014MHz - 1MHz, >60dB; 1MHz - 1000MHz, >90dB.
Electrical insulation	> 2 MΩ
Ground system resistance	< 4 Ω
Site voltage standing-wave ratio (S_{VSWR})	Between 0 and 6 dB, from 1GHz to 18GHz
Uniformity of field strength	Between 0 and 6 dB, from 80 to 4000 MHz

6. SUMMARY OF TEST RESULT

6.1. Summary of test results

LTE Band 2

Items	Test Name	Clause in FCC rules	Verdict
1	Output Power	24.232	BR
2	Emission Limit	24.238	BR
3	Frequency Stability	2.1055	P
4	Occupied Bandwidth	2.1049	BR
5	Emission Bandwidth	24.238	BR
6	Band Edge Compliance	24.238	BR
7	Conducted Spurious Emission	24.238	BR
8	Peak-to-Average PowerRatio	24.232	BR

LTE Band 4

Items	Test Name	Clause in FCC rules	Verdict
1	Output Power	27.50	BR
2	Emission Limit	27.53	BR
3	Frequency Stability	2.1055	P
4	Occupied Bandwidth	2.1049	BR
5	Emission Bandwidth	27.53	BR
6	Band Edge Compliance	27.53	BR
7	Conducted Spurious Emission	27.53	BR
8	Peak-to-Average PowerRatio	27.50	BR

LTE Band 5

Items	Test Name	Clause in FCC rules	Verdict
1	Output Power	22.913	BR
2	Emission Limit	22.917	BR
3	Frequency Stability	2.1055	P
4	Occupied Bandwidth	2.1049	BR
5	Emission Bandwidth	22.917	BR
6	Band Edge Compliance	22.917	BR
7	Conducted Spurious Emission	22.917	BR

LTE Band 7

Items	Test Name	Clause in FCC rules	Verdict
1	Output Power	27.50	BR
2	Emission Limit	27.53	BR
3	Frequency Stability	2.1055	P
4	Occupied Bandwidth	2.1049	BR
5	Emission Bandwidth	27.53	BR
6	Band Edge Compliance	27.53	BR
7	Conducted Spurious Emission	27.53	BR
8	Peak-to-Average PowerRatio	27.50	BR

LTE Band 12

Items	Test Name	Clause in FCC rules	Verdict
1	Output Power	27.50	BR
2	Emission Limit	27.53	BR
3	Frequency Stability	2.1055	P
4	Occupied Bandwidth	2.1049	BR
5	Emission Bandwidth	27.53	BR
6	Band Edge Compliance	27.53	BR
7	Conducted Spurious Emission	27.53	BR
8	Peak-to-Average PowerRatio	27.50	BR

LTE Band 13

Items	Test Name	Clause in FCC rules	Verdict
1	Output Power	27.50	BR
2	Emission Limit	27.53	BR
3	Frequency Stability	2.1055	P
4	Occupied Bandwidth	2.1049	BR
5	Emission Bandwidth	27.53	BR
6	Band Edge Compliance	27.53	BR
7	Conducted Spurious Emission	27.53	BR
8	Peak-to-Average PowerRatio	27.50	BR

LTE Band 17

Items	Test Name	Clause in FCC rules	Verdict
1	Output Power	27.50	P
2	Emission Limit	27.53	P
3	Frequency Stability	2.1055	P
4	Occupied Bandwidth	2.1049	P
5	Emission Bandwidth	27.53	P
6	Band Edge Compliance	27.53	P
7	Conducted Spurious Emission	27.53	P
8	Peak-to-Average PowerRatio	27.50	P

LTE Band 71

Items	Test Name	Clause in FCC rules	Verdict
1	Output Power	27.50	BR
2	Emission Limit	27.53	BR
3	Frequency Stability	2.1055	P
4	Occupied Bandwidth	2.1049	BR
5	Emission Bandwidth	27.53	BR
6	Band Edge Compliance	27.53	BR
7	Conducted Spurious Emission	27.53	BR
8	Peak-to-Average PowerRatio	27.50	BR

Terms used in Verdict column

P	Pass. The EUT complies with the essential requirements in the standard.
NP	Not Performed. The test was not performed by CTTL.
NA	Not Applicable. The test was not applicable.
BR	Re-use test data from basic model report.
F	Fail. The EUT does not comply with the essential requirements in the standard.

Explanation of worst-case configuration

The worst-case scenario for all measurements is based on the conducted output power measurement investigation results. Output power was measured on QPSK, 16QAM modulations. It was found that QPSK was the worst case. All testing was performed using QPSK modulations to represent the worst case unless otherwise stated. The test results shown in the following sections represent the worst case emission.

6.2. Explanation of re-use of test data

The Equipment Under Test (EUT) model IK41UC (FCC ID: 2ACCJB115) is a variant product of IK41US (FCC ID: 2ACCJB115). According to the declaration of changes provided by the applicant and FCC KDB publication 484596 D01, only Frequency Stability and FDD17 have been tested. All the other results are derived from test report No. I19Z61859-WMD03.

For detail differences between two models please refer the Declaration of Changes document.

7. Test Equipment Utilized

NO	Description	TYPE	series number	MANUFACTURE	CAL DUE DATE	Calibratio n interval
1	Universal Radio Communication Tester	CMW500	159082	R&S	2020-12-24	1 year
2	Spectrum Analyzer	FSU26	200030	R&S	2020-06-03	1 year
3	Climate chamber	SH-242	93008556	ESPEC	2020-12-21	3 year
4	EMI Antenna	VULB9163	9163-483	Schwarzbeck	2020-09-16	1 year
5	EMI Antenna	3117	00058889	ETS-Lindgren	2020-11-18	1 year
6	EMI Antenna	9117	167	Schwarzbeck	2020-05-27	1 year
7	Signal Generator	N5183A	MY49060052	R&S	2020-06-24	1 year
8	Test Receiver	E4440A	MY48250642	Agilent	2020-03-18	1 year
9	Universal Radio Communication Tester	CMW500	143008	R&S	2020-11-26	1 year

ANNEX A: MEASUREMENT RESULTS

A.1 OUTPUT POWER

A.1.1 Summary

During the process of testing, the EUT was controlled via Rhode & Schwarz Digital Radio Communication tester (CMW500) to ensure max power transmission and proper modulation. In all cases, output power is within the specified limits.

A.1.2 Conducted

A.1.2.1 Method of Measurements

The EUT was set up for the max output power with pseudo random data modulation. These measurements were done at 3 frequencies (bottom, middle and top of operational frequency range) for each bandwidth.

A.1.2.2 Measurement result

LTE band 2

Bandwidth	RB size/offset	Frequency (MHz)	Power (dBm)	
			QPSK	16QAM
1.4MHz	1 RB high	1909.3	22.19	21.44
		1880.0	22.20	21.15
		1850.7	22.08	21.27
	1 RB low	1909.3	22.28	20.77
		1880.0	22.41	21.18
		1850.7	22.03	21.25
	50% RB mid	1909.3	22.30	21.13
		1880.0	22.43	21.30
		1850.7	22.15	21.04
	100% RB	1909.3	21.12	20.11
		1880.0	21.24	20.28
		1850.7	21.23	20.00
3MHz	1 RB high	1908.5	22.27	21.31
		1880.0	22.39	21.40
		1851.5	22.08	21.27
	1 RB low	1908.5	22.55	21.36
		1880.0	22.51	21.76
		1851.5	22.37	21.48
	50% RB mid	1908.5	21.23	20.09
		1880.0	21.23	20.22
		1851.5	21.20	20.43

	100% RB	1908.5	21.21	20.04
		1880.0	21.28	20.23
		1851.5	21.16	20.26
5MHz	1 RB high	1907.5	22.12	20.96
		1880.0	22.56	20.77
		1852.5	21.97	21.20
	1 RB low	1907.5	22.50	21.28
		1880.0	22.52	20.74
		1852.5	22.29	21.15
	50% RB mid	1907.5	21.22	20.12
		1880.0	21.33	20.30
		1852.5	21.31	20.09
	100% RB	1907.5	21.31	20.29
		1880.0	21.38	20.19
		1852.5	21.26	20.14
10MHz	1 RB high	1905.0	22.51	21.18
		1880.0	22.55	21.39
		1855.0	22.48	21.06
	1 RB low	1905.0	22.60	21.40
		1880.0	22.51	21.36
		1855.0	22.36	21.01
	50% RB mid	1905.0	21.38	20.39
		1880.0	21.43	20.51
		1855.0	21.17	20.21
	100% RB	1905.0	21.07	20.27
		1880.0	21.37	20.40
		1855.0	21.21	20.22
15MHz	1 RB high	1902.5	22.13	20.93
		1880.0	22.09	21.20
		1857.5	22.01	21.19
	1 RB low	1902.5	22.58	21.24
		1880.0	22.15	21.28
		1857.5	22.01	21.11
	50% RB mid	1902.5	21.14	20.12
		1880.0	21.18	20.06
		1857.5	21.10	19.92
	100% RB	1902.5	21.17	20.16
		1880.0	21.18	20.01
		1857.5	20.95	19.96



20MHz	1 RB high	1900.0	22.19	21.08
		1880.0	21.95	21.04
		1860.0	21.86	21.20
	1 RB low	1900.0	22.11	21.00
		1880.0	22.06	21.08
		1860.0	21.87	21.11
	50% RB mid	1900.0	21.09	19.96
		1880.0	21.27	20.07
		1860.0	21.20	20.07
	100% RB	1900.0	21.14	20.01
		1880.0	21.27	20.20
		1860.0	21.17	20.05

LTE band 4

Bandwidth	RB size/offset	Frequency (MHz)	Power (dBm)	
			QPSK	16QAM
1.4MHz	1 RB high	1754.3	22.26	21.18
		1732.5	22.38	21.10
		1710.7	22.48	21.03
	1 RB low	1754.3	22.15	21.18
		1732.5	22.28	21.29
		1710.7	22.32	21.19
	50% RB mid	1754.3	22.42	21.17
		1732.5	22.37	21.17
		1710.7	22.45	21.26
	100% RB	1754.3	21.38	20.15
		1732.5	21.42	20.20
		1710.7	21.40	20.01
3MHz	1 RB high	1753.5	22.15	21.58
		1732.5	22.70	21.57
		1711.5	22.29	21.43
	1 RB low	1753.5	22.19	21.43
		1732.5	22.43	21.52
		1711.5	22.64	21.82
	50% RB mid	1753.5	21.38	20.33
		1732.5	21.37	20.13
		1711.5	21.28	20.02
	100% RB	1753.5	21.35	20.13
		1732.5	21.34	20.00
		1711.5	21.24	20.09
5MHz	1 RB high	1752.5	22.45	21.07
		1732.5	22.44	21.68
		1712.5	22.16	21.14
	1 RB low	1752.5	22.35	20.95
		1732.5	22.36	21.22
		1712.5	22.39	21.36
	50% RB mid	1752.5	21.37	20.09
		1732.5	21.30	20.08
		1712.5	21.31	20.16
	100% RB	1752.5	21.40	20.09
		1732.5	21.28	20.23
		1712.5	21.17	20.15
10MHz	1 RB high	1750	22.32	21.07
		1732.5	22.69	21.37

	1 RB low	1715	22.22	21.36
		1750	22.15	21.02
		1732.5	22.41	21.44
	50% RB mid	1715	22.24	21.92
		1750	21.34	20.44
		1732.5	21.26	20.35
	100% RB	1715	21.23	20.25
		1750	21.36	20.23
		1732.5	21.30	20.28
15MHz	1 RB high	1715	21.04	19.96
		1750	21.36	20.23
		1732.5	21.30	20.28
	1 RB low	1747.5	22.36	21.01
		1732.5	22.60	21.57
		1717.5	22.66	21.25
	50% RB mid	1747.5	22.48	21.27
		1732.5	22.50	21.35
		1717.5	22.56	21.42
	100% RB	1747.5	21.49	20.33
		1732.5	21.38	19.97
		1717.5	21.16	19.89
20MHz	1 RB high	1747.5	21.39	20.18
		1732.5	21.39	20.05
		1717.5	21.26	20.05
	1 RB low	1745	22.38	21.38
		1732.5	22.11	21.22
		1720	22.00	20.91
	50% RB mid	1745	22.80	21.14
		1732.5	22.11	21.16
		1720	22.12	20.90
	100% RB	1745	21.40	20.15
		1732.5	21.33	20.04
		1720	21.33	20.12
1 RB high	1745	21.28	20.08	
	1732.5	21.36	20.03	
	1720	21.21	20.07	

LTE band 5

Bandwidth	RB size/offset	Frequency (MHz)	Power (dBm)	
			QPSK	16QAM
1.4MHz	1 RB high	848.3	22.49	21.27
		836.5	22.37	21.36
		824.7	22.40	21.31
	1 RB low	848.3	22.56	21.27
		836.5	22.27	21.34
		824.7	22.62	21.34
	50% RB mid	848.3	22.34	21.46
		836.5	22.33	21.21
		824.7	21.47	20.35
	100% RB	848.3	21.28	20.56
		836.5	21.32	20.24
		824.7	22.69	21.46
3MHz	1 RB high	847.5	22.21	21.30
		836.5	22.42	21.51
		825.5	22.71	21.83
	1 RB low	847.5	22.42	21.31
		836.5	22.50	21.63
		825.5	21.55	20.81
	50% RB mid	847.5	21.28	20.20
		836.5	21.37	20.12
		825.5	21.36	20.34
	100% RB	847.5	21.42	20.44
		836.5	21.36	20.32
		825.5	21.86	21.32
5MHz	1 RB high	846.5	22.50	20.99
		836.5	22.70	20.92
		826.5	22.28	21.57
	1 RB low	846.5	22.52	21.42
		836.5	22.48	20.97
		826.5	21.35	20.25
	50% RB mid	846.5	21.53	20.30
		836.5	21.38	20.40
		826.5	21.36	20.60
	100% RB	846.5	21.55	20.39
		836.5	21.43	20.59
		826.5	22.25	21.45
10MHz	1 RB high	844.0	22.34	21.46
		836.5	22.32	21.25

		829.0	22.23	21.36
	1 RB low	844.0	22.20	21.31
		836.5	22.17	21.32
		829.0	21.32	20.40
	50% RB mid	844.0	21.50	20.61
		836.5	21.20	20.41
		829.0	21.36	20.40
	100% RB	844.0	21.35	20.30
		836.5	21.22	20.24
		829.0	22.49	21.27

LTE band 7

Bandwidth	RB size/offset	Frequency (MHz)	Power (dBm)	
			QPSK	16QAM
5MHz	1 RB high	2567.5	22.61	21.51
		2535	22.63	21.76
		2502.5	22.57	21.35
	1 RB low	2567.5	22.99	21.21
		2535	22.62	21.50
		2502.5	22.75	21.50
	50% RB mid	2567.5	21.63	20.47
		2535	21.49	20.56
		2502.5	21.66	20.61
	100% RB	2567.5	21.59	20.58
		2535	21.57	20.63
		2502.5	21.63	20.64
10MHz	1 RB high	2565	22.50	21.75
		2535	22.90	21.23
		2505	22.29	21.46
	1 RB low	2565	22.76	21.98
		2535	22.14	21.39
		2505	22.71	21.41
	50% RB mid	2565	21.50	20.60
		2535	21.55	20.62
		2505	21.64	20.62
	100% RB	2565	21.76	20.52
		2535	21.65	20.51
		2505	21.69	20.63
15MHz	1 RB high	2562.5	22.69	21.36
		2535	22.56	21.16
		2507.5	22.60	21.54
	1 RB low	2562.5	21.74	21.40
		2535	22.66	21.36
		2507.5	22.82	21.33
	50% RB mid	2562.5	21.70	20.35
		2535	21.48	20.57
		2507.5	21.65	20.53
	100% RB	2562.5	21.69	20.50
		2535	21.50	20.61
		2507.5	21.69	20.59

20MHz	1 RB high	2560	22.89	21.89
		2535	22.64	21.01
		2510	22.55	21.32
	1 RB low	2560	22.75	21.60
		2535	22.60	21.37
		2510	22.29	21.23
	50% RB mid	2560	21.55	20.41
		2535	21.63	20.44
		2510	21.79	20.63
	100% RB	2560	21.62	20.53
		2535	21.53	20.44
		2510	21.67	20.72

LTE band 12

Bandwidth	RB size/offset	Frequency (MHz)	Power (dBm)	
			QPSK	16QAM
1.4MHz	1 RB high	715.3	22.26	21.22
		707.5	22.33	21.40
		699.7	22.39	21.35
	1 RB low	715.3	22.24	21.15
		707.5	22.37	21.66
		699.7	22.07	21.21
	50% RB mid	715.3	22.45	21.53
		707.5	22.42	21.60
		699.7	22.42	21.04
	100% RB	715.3	21.39	20.28
		707.5	21.28	20.55
		699.7	21.31	19.85
3MHz	1 RB high	714.5	22.33	21.48
		707.5	22.85	21.67
		700.5	22.34	21.17
	1 RB low	714.5	22.70	21.15
		707.5	22.58	21.72
		700.5	22.27	21.20
	50% RB mid	714.5	21.43	19.88
		707.5	21.44	20.40
		700.5	21.25	20.04
	100% RB	714.5	21.40	19.93
		707.5	21.42	20.14
		700.5	21.24	20.10
5MHz	1 RB high	713.5	21.72	21.16
		707.5	22.22	21.23
		701.5	22.07	21.05
	1 RB low	713.5	22.07	21.04
		707.5	22.01	21.13
		701.5	21.97	21.04
	50% RB mid	713.5	21.28	19.99
		707.5	21.26	19.99
		701.5	21.15	20.03
	100% RB	713.5	21.33	20.06
		707.5	21.35	20.11
		701.5	21.24	20.16
10MHz	1 RB high	711.0	22.10	21.05
		707.5	22.08	21.22

		704.0	22.07	21.19
	1 RB low	711.0	22.13	21.12
		707.5	22.17	21.00
		704.0	21.85	21.16
	50% RB mid	711.0	21.23	20.21
		707.5	21.06	20.01
		704.0	21.06	19.97
	100% RB	711.0	21.27	20.13
		707.5	21.17	19.98
		704.0	21.13	19.93

LTE band 13

Bandwidth	RB size/offset	Frequency (MHz)	Power (dBm)	
			QPSK	16QAM
5MHz	1 RB high	784.5	22.18	21.33
		782	22.31	21.30
		779.5	22.16	20.87
	1 RB low	784.5	22.00	21.05
		782	22.00	21.18
		779.5	22.05	21.13
	50% RB mid	784.5	21.24	20.36
		782	21.34	20.37
		779.5	21.32	20.25
	100% RB	784.5	21.34	20.44
		782	21.39	20.28
		779.5	21.40	20.52
10MHz	1 RB high	782.0	22.29	21.23
	1 RB low	782.0	21.97	21.24
	50% RB mid	782.0	21.15	20.13
	100% RB	782.0	21.18	20.11

LTE band 17

Bandwidth	RB size/offset	Frequency (MHz)	Power(dBm)	
			QPSK	16QAM
5MHz	1 RB high	713.5	21.87	21.86
		710.0	22.08	21.67
		706.5	22.17	21.70
	1 RB low	713.5	22.11	21.69
		710.0	22.28	21.64
		706.5	22.18	22.03
	50% RB mid	713.5	21.09	20.01
		710.0	21.13	20.16
		706.5	21.23	20.29
	100% RB	713.5	21.15	20.15
		710.0	21.17	20.09
		706.5	21.26	20.35
10MHz	1 RB high	711	21.82	21.21
		710	21.88	21.47
		709	21.97	21.39
	1 RB low	711	22.04	21.39
		710	21.94	21.35
		709	22.30	21.65
	50% RB mid	711	21.06	20.10
		710	21.06	19.95
		709	21.10	20.13
	100% RB	711	21.03	20.11
		710	20.98	19.98
		709	21.13	20.26

LTE band 71

Bandwidth	RB size/offset	Frequency (MHz)	Power (dBm)	
			QPSK	16QAM
5MHz	1 RB high	695.5	22.05	21.09
		680.5	21.70	20.67
		665.5	22.18	20.71
	1 RB low	695.5	21.95	20.62
		680.5	22.17	20.75
		665.5	22.28	20.65
	50% RB mid	695.5	21.14	19.99
		680.5	21.15	20.23
		665.5	21.17	20.18
	100% RB	695.5	21.23	20.17
		680.5	21.09	20.28
		665.5	21.20	20.31
10MHz	1 RB high	693	22.17	21.28
		680.5	22.08	21.06
		668	22.27	21.16
	1 RB low	693	22.19	20.85
		680.5	22.35	21.21
		668	22.18	21.38
	50% RB mid	693	21.21	20.32
		680.5	21.11	20.00
		668	21.09	20.30
	100% RB	693	21.14	20.13
		680.5	21.09	20.02
		668	21.18	20.18
15MHz	1 RB high	690.5	22.18	21.33
		680.5	22.12	21.99
		670.5	22.20	21.11
	1 RB low	690.5	22.30	21.08
		680.5	22.12	21.90
		670.5	22.48	21.01
	50% RB mid	690.5	21.12	20.14
		680.5	21.18	20.20
		670.5	21.28	20.18
	100% RB	690.5	21.22	20.26
		680.5	21.11	20.16
		670.5	21.05	19.97

20MHz	1 RB high	688	21.97	20.99
		680.5	21.70	20.69
		673	21.77	21.07
	1 RB low	688	21.87	20.76
		680.5	22.10	20.76
		673	21.64	21.04
	50% RB mid	688	20.99	20.08
		680.5	21.14	19.97
		673	21.13	20.07
	100% RB	688	21.03	20.25
		680.5	21.08	20.34
		673	21.06	20.09

A.1.3 Radiated

A.1.3.1 Description

This is the test for the maximum radiated power from the EUT.

Rule Part 22.913(a) specifies "Mobile stations are limited to 2.0 watts EIRP".

Rule Part 24.232(b) specifies, "Mobile/portable stations are limited to 2 watts e.i.r.p. Peak power". and 24.232(c) specifies that "Peak transmit power must be measured over any interval of continuous transmission using instrumentation calibrated in terms of an rms-equivalent voltage."

Rule Part 27.50(d) specifies " Fixed, mobile, and portable (handheld) stations operating in the 1710–1755 MHz band and mobile and portable stations operating in the 1695–1710 MHz and 1755–1780 MHz bands are limited to 1 watt EIRP".

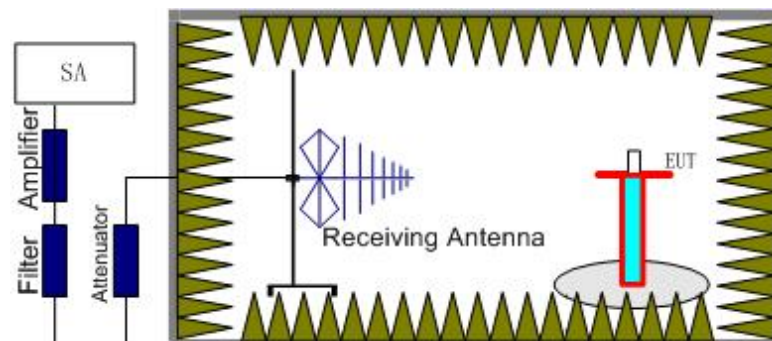
Rule Part 27.50(h)(2) specifies "Mobile stations are limited to 2.0 watts EIRP".

Rule Part 27.50(c) specifies "Portable stations (hand-held de-vices) are limited to 3 watts ERP".

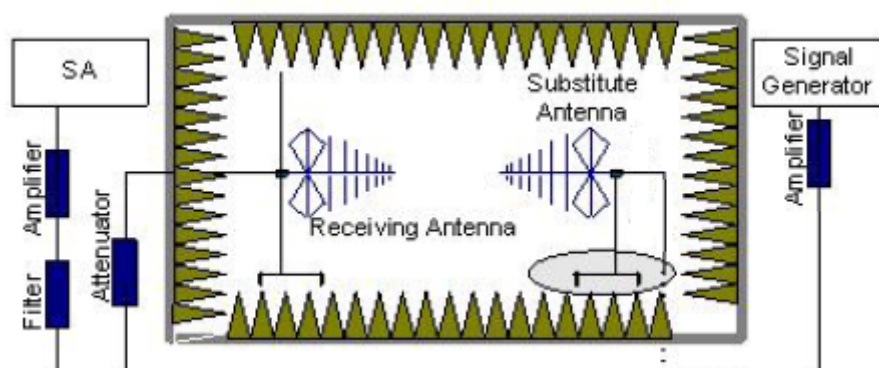
A.1.3.2 Method of Measurement

The measurements procedures in TIA-603E-2016 are used.

1. EUT was placed on a 1.5 meter high non-conductive stand at a 3 meter test distance from the receive antenna. A receiving antenna was placed on the antenna mast 3 meters from the EUT for emission measurements. The height of receiving antenna is 1.5m. The test setup refers to figure below. Detected emissions were maximized at each frequency by rotating the EUT through 360 and adjusting the receiving antenna polarization. The radiated emission measurements of all transmit frequencies in three channels (High, Middle, Low) were measured with RMS detector.



2. The EUT is then put into continuously transmitting mode at its maximum power level during the test. And the maximum value of the receiver should be recorded as (Pr).
3. The EUT shall be replaced by a substitution antenna. The test setup refers to figure below.



In the chamber, a substitution antenna for the frequency band of interest is placed at the reference point of the chamber. An RF signal source for the frequency band of interest is connected to the substitution antenna with a cable that has been constructed to not interfere with the radiation pattern of the antenna. A power (P_{Mea}) is applied to the input of the substitution antenna. Adjust the level of the signal generator output until the value of the receiver reaches the previously recorded (P_r). The power of signal source (P_{Mea}) is recorded. The test should be performed by rotating the test item and adjusting the receiving antenna polarization.

4. An amplifier should be connected to the Signal Source output port. And the cable should be connected between the amplifier and the substitution antenna.
The cable loss (P_{cl}), the substitution antenna Gain (G_a) and the amplifier Gain (P_{Ag}) should be recorded after test.

The measurement results are obtained as described below:

$$\text{Power (EIRP)} = P_{Mea} - P_{Ag} - P_{cl} - G_a$$

5. This value is EIRP since the measurement is calibrated using an antenna of known gain (unit dBi) and known input power.
6. ERP can be calculated from EIRP by subtracting the gain of the dipole, $ERP = EIRP - 2.15$.

A.1.3.3 Measurement result

LTE Band 2- EIRP

Limits: ≤33dBm (2W)

LTE Band 2_1.4MHz_QPSK

Frequency (MHz)	P _{Mea} (dBm)	P _{cl} (dB)	P _{Ag} (dB)	G _a (dBi)	EIRP (dBm)	Limit (dBm)	Margin (dB)	Polarization
1850.70	-22.11	2.92	43.75	4.87	23.59	33.00	9.41	H
1880.00	-20.45	2.85	43.75	4.82	25.27	33.00	7.73	H
1909.30	-20.83	2.87	43.77	4.76	24.83	33.00	8.17	H

LTE Band 2_3MHz_QPSK

Frequency (MHz)	P _{Mea} (dBm)	P _{cl} (dB)	P _{Ag} (dB)	G _a (dBi)	EIRP (dBm)	Limit (dBm)	Margin (dB)	Polarization
1851.50	-22.49	2.87	43.75	4.87	23.26	33.00	9.74	H
1880.00	-20.69	2.85	43.75	4.82	25.03	33.00	7.97	H
1908.50	-21.00	2.89	43.78	4.76	24.65	33.00	8.35	H

LTE Band 2_5MHz_QPSK

Frequency (MHz)	P _{Mea} (dBm)	P _{cl} (dB)	P _{Ag} (dB)	G _a (dBi)	EIRP (dBm)	Limit (dBm)	Margin (dB)	Polarization
1852.50	-22.45	2.87	43.75	4.87	23.30	33.00	9.70	H
1880.00	-20.74	2.85	43.75	4.82	24.98	33.00	8.02	H
1907.50	-21.10	2.84	43.77	4.77	24.60	33.00	8.40	H

LTE Band 2_10MHz_QPSK

Frequency (MHz)	P _{Mea} (dBm)	P _{cl} (dB)	P _{Ag} (dB)	G _a (dBi)	EIRP (dBm)	Limit (dBm)	Margin (dB)	Polarization
1855.00	-22.31	2.88	43.74	4.86	23.41	33.00	9.59	H
1880.00	-20.76	2.85	43.75	4.82	24.96	33.00	8.04	H
1905.00	-20.39	2.87	43.77	4.77	25.28	33.00	7.72	H

LTE Band 2_15MHz_QPSK

Frequency (MHz)	P _{Mea} (dBm)	P _{cl} (dB)	P _{Ag} (dB)	G _a (dBi)	EIRP (dBm)	Limit (dBm)	Margin (dB)	Polarization
1857.50	-22.40	2.87	43.75	4.86	23.34	33.00	9.66	H
1880.00	-20.83	2.85	43.75	4.82	24.89	33.00	8.11	H
1902.50	-20.58	2.86	43.77	4.78	25.11	33.00	7.89	H

LTE Band 2_20 MHz_QPSK

Frequency (MHz)	P _{Mea} (dBm)	P _{cl} (dB)	P _{Ag} (dB)	G _a (dBi)	EIRP (dBm)	Limit (dBm)	Margin (dB)	Polarization
1860.00	-22.05	2.86	43.75	4.85	23.69	33.00	9.31	H
1880.00	-20.92	2.85	43.75	4.82	24.80	33.00	8.20	H
1900.00	-20.27	2.87	43.77	4.78	25.41	33.00	7.59	H

LTE Band 2_1.4MHz_16QAM

Frequency (MHz)	P _{Mea} (dBm)	P _{cl} (dB)	P _{Ag} (dB)	G _a (dBi)	EIRP (dBm)	Limit (dBm)	Margin (dB)	Polarization
1850.70	-22.92	2.92	43.75	4.87	22.78	33.00	10.22	H
1880.00	-21.48	2.85	43.75	4.82	24.24	33.00	8.76	H
1909.30	-21.71	2.87	43.77	4.76	23.95	33.00	9.05	H

LTE Band 2_3MHz_16QAM

Frequency (MHz)	P _{Mea} (dBm)	P _{cl} (dB)	P _{Ag} (dB)	G _a (dBi)	EIRP (dBm)	Limit (dBm)	Margin (dB)	Polarization
1851.50	-23.01	2.87	43.75	4.87	22.74	33.00	10.26	H
1880.00	-21.77	2.85	43.75	4.82	23.95	33.00	9.05	H
1908.50	-21.68	2.89	43.78	4.76	23.97	33.00	9.03	H

LTE Band 2_5MHz_16QAM

Frequency (MHz)	P _{Mea} (dBm)	P _{cl} (dB)	P _{Ag} (dB)	G _a (dBi)	EIRP (dBm)	Limit (dBm)	Margin (dB)	Polarization
1852.50	-22.92	2.87	43.75	4.87	22.83	33.00	10.17	H
1880.00	-21.94	2.85	43.75	4.82	23.78	33.00	9.22	H
1907.50	-21.97	2.84	43.77	4.77	23.73	33.00	9.27	H

LTE Band 2_10MHz_16QAM

Frequency (MHz)	P _{Mea} (dBm)	P _{cl} (dB)	P _{Ag} (dB)	G _a (dBi)	EIRP (dBm)	Limit (dBm)	Margin (dB)	Polarization
1855.00	-23.20	2.88	43.74	4.86	22.52	33.00	10.48	H
1880.00	-21.58	2.85	43.75	4.82	24.14	33.00	8.86	H
1905.00	-21.60	2.87	43.77	4.77	24.07	33.00	8.93	H

LTE Band 2_15MHz_16QAM

Frequency (MHz)	P _{Mea} (dBm)	P _{cl} (dB)	P _{Ag} (dB)	G _a (dBi)	EIRP (dBm)	Limit (dBm)	Margin (dB)	Polarization
1857.50	-23.30	2.87	43.75	4.86	22.44	33.00	10.56	H
1880.00	-22.11	2.85	43.75	4.82	23.61	33.00	9.39	H
1902.50	-21.51	2.86	43.77	4.78	24.18	33.00	8.82	H

LTE Band 2_20 MHz_16QAM

Frequency (MHz)	P _{Mea} (dBm)	P _{cl} (dB)	P _{Ag} (dB)	G _a (dBi)	EIRP (dBm)	Limit (dBm)	Margin (dB)	Polarization
1860.00	-23.38	2.86	43.75	4.85	22.36	33.00	10.64	H
1880.00	-21.38	2.85	43.75	4.82	24.34	33.00	8.66	H
1900.00	-20.95	2.87	43.77	4.78	24.73	33.00	8.27	H

LTE Band 4- EIRP

Limits: ≤30dBm (1W)

LTE Band 4_1.4MHz_QPSK

Frequency (MHz)	P _{Mea} (dBm)	P _{cl} (dB)	P _{Ag} (dB)	G _a (dBi)	EIRP (dBm)	Limit (dBm)	Margin (dB)	Polarization
1710.70	-25.87	3.17	44.10	5.12	20.18	30.00	9.82	H
1732.50	-25.10	3.33	44.14	5.08	20.79	30.00	9.21	H
1754.30	-23.16	3.76	44.14	5.04	22.26	30.00	7.74	H

LTE Band 4_3MHz_QPSK

Frequency (MHz)	P _{Mea} (dBm)	P _{cl} (dB)	P _{Ag} (dB)	G _a (dBi)	EIRP (dBm)	Limit (dBm)	Margin (dB)	Polarization
1711.50	-25.77	3.40	44.10	5.12	20.05	30.00	9.95	H
1732.50	-25.62	3.33	44.14	5.08	20.27	30.00	9.73	H
1753.50	-23.49	3.80	44.13	5.04	21.88	30.00	8.12	H

LTE Band 4_5MHz_QPSK

Frequency (MHz)	P _{Mea} (dBm)	P _{cl} (dB)	P _{Ag} (dB)	G _a (dBi)	EIRP (dBm)	Limit (dBm)	Margin (dB)	Polarization
1712.50	-25.56	3.66	44.10	5.12	20.00	30.00	10.00	H
1732.50	-25.80	3.33	44.14	5.08	20.09	30.00	9.91	H
1752.50	-23.67	3.82	44.14	5.05	21.70	30.00	8.30	H

LTE Band 4_10MHz_QPSK

Frequency (MHz)	P _{Mea} (dBm)	P _{cl} (dB)	P _{Ag} (dB)	G _a (dBi)	EIRP (dBm)	Limit (dBm)	Margin (dB)	Polarization
1715.00	-25.46	3.56	44.10	5.11	20.19	30.00	9.81	H
1732.50	-25.45	3.33	44.14	5.08	20.44	30.00	9.56	H
1750.00	-24.15	3.00	44.15	5.05	22.05	30.00	7.95	H

LTE Band 4_15MHz_QPSK

Frequency (MHz)	P _{Mea} (dBm)	P _{cl} (dB)	P _{Ag} (dB)	G _a (dBi)	EIRP (dBm)	Limit (dBm)	Margin (dB)	Polarization
1717.50	-26.03	3.47	44.11	5.11	19.72	30.00	10.28	H
1732.50	-25.70	3.33	44.14	5.08	20.19	30.00	9.81	H
1747.50	-24.73	3.34	44.15	5.05	21.13	30.00	8.87	H

LTE Band 4_20MHz_QPSK

Frequency (MHz)	P _{Mea} (dBm)	P _{cl} (dB)	P _{Ag} (dB)	G _a (dBi)	EIRP (dBm)	Limit (dBm)	Margin (dB)	Polarization
1720.00	-25.93	3.37	44.11	5.10	19.91	30.00	10.09	H
1732.50	-25.35	3.33	44.14	5.08	20.54	30.00	9.46	H
1745.00	-23.99	3.68	44.16	5.06	21.55	30.00	8.45	H

LTE Band 4_1.4MHz_16QAM

Frequency (MHz)	P _{Mea} (dBm)	P _{cl} (dB)	P _{Ag} (dB)	G _a (dBi)	EIRP (dBm)	Limit (dBm)	Margin (dB)	Polarization
1710.70	-26.68	3.17	44.10	5.12	19.37	30.00	10.63	H
1732.50	-25.91	3.33	44.14	5.08	19.98	30.00	10.02	H
1754.30	-24.21	3.76	44.14	5.04	21.21	30.00	8.79	H

LTE Band 4_3MHz_16QAM

Frequency (MHz)	P _{Mea} (dBm)	P _{cl} (dB)	P _{Ag} (dB)	G _a (dBi)	EIRP (dBm)	Limit (dBm)	Margin (dB)	Polarization
1711.50	-26.41	3.40	44.10	5.12	19.41	30.00	10.59	H
1732.50	-26.50	3.33	44.14	5.08	19.39	30.00	10.61	H
1753.50	-24.45	3.80	44.13	5.04	20.92	30.00	9.08	H

LTE Band 4_5MHz_16QAM

Frequency (MHz)	P _{Mea} (dBm)	P _{cl} (dB)	P _{Ag} (dB)	G _a (dBi)	EIRP (dBm)	Limit (dBm)	Margin (dB)	Polarization
1712.50	-26.06	3.66	44.10	5.12	19.50	30.00	10.50	H
1732.50	-26.76	3.33	44.14	5.08	19.13	30.00	10.87	H
1752.50	-24.47	3.82	44.14	5.05	20.90	30.00	9.10	H

LTE Band 4_10MHz_16QAM

Frequency (MHz)	P _{Mea} (dBm)	P _{cl} (dB)	P _{Ag} (dB)	G _a (dBi)	EIRP (dBm)	Limit (dBm)	Margin (dB)	Polarization
1715.00	-26.20	3.56	44.10	5.11	19.45	30.00	10.55	H
1732.50	-26.34	3.33	44.14	5.08	19.55	30.00	10.45	H
1750.00	-25.32	3.00	44.15	5.05	20.88	30.00	9.12	H

LTE Band 4_15MHz_16QAM

Frequency (MHz)	P _{Mea} (dBm)	P _{cl} (dB)	P _{Ag} (dB)	G _a (dBi)	EIRP (dBm)	Limit (dBm)	Margin (dB)	Polarization
1717.50	-26.58	3.47	44.11	5.11	19.17	30.00	10.83	H
1732.50	-26.49	3.33	44.14	5.08	19.40	30.00	10.60	H
1747.50	-25.32	3.34	44.15	5.05	20.54	30.00	9.46	H

LTE Band 4_20MHz_16QAM

Frequency (MHz)	P _{Mea} (dBm)	P _{cl} (dB)	P _{Ag} (dB)	G _a (dBi)	EIRP (dBm)	Limit (dBm)	Margin (dB)	Polarization
1720.00	-26.98	3.37	44.11	5.10	18.86	30.00	11.14	H
1732.50	-26.22	3.33	44.14	5.08	19.67	30.00	10.33	H
1745.00	-24.78	3.68	44.16	5.06	20.76	30.00	9.24	H

LTE Band 5- ERP
Limits: ≤38.45dBm (7W)

LTE Band 5_1.4MHz_QPSK

Frequency (MHz)	P _{Mea} (dBm)	P _{cl} (dB)	P _{Ag} (dB)	G _a (dBi)	Correction (dB)	ERP (dBm)	Limit (dBm)	Margin (dB)	Polarization
824.70	-23.81	2.26	45.79	0.95	2.15	18.52	38.45	19.93	H
836.50	-22.44	2.26	45.66	0.82	2.15	19.63	38.45	18.82	H
848.30	-22.10	2.27	45.55	0.80	2.15	19.83	38.45	18.62	H

LTE Band 5_3MHz_QPSK

Frequency (MHz)	P _{Mea} (dBm)	P _{cl} (dB)	P _{Ag} (dB)	G _a (dBi)	Correction (dB)	ERP (dBm)	Limit (dBm)	Margin (dB)	Polarization
825.50	-24.05	2.26	45.79	0.94	2.15	18.27	38.45	20.18	H
836.50	-22.98	2.26	45.66	0.82	2.15	19.09	38.45	19.36	H
847.50	-22.23	2.27	45.56	0.81	2.15	19.72	38.45	18.73	H

LTE Band 5_5MHz_QPSK

Frequency (MHz)	P _{Mea} (dBm)	P _{cl} (dB)	P _{Ag} (dB)	G _a (dBi)	Correction (dB)	ERP (dBm)	Limit (dBm)	Margin (dB)	Polarization
826.50	-24.39	2.25	45.77	0.93	2.15	17.91	38.45	20.54	H
836.50	-22.97	2.26	45.66	0.82	2.15	19.10	38.45	19.35	H
846.50	-22.02	2.26	45.56	0.82	2.15	19.95	38.45	18.50	H

LTE Band 5_10MHz_QPSK

Frequency (MHz)	P _{Mea} (dBm)	P _{cl} (dB)	P _{Ag} (dB)	G _a (dBi)	Correction (dB)	ERP (dBm)	Limit (dBm)	Margin (dB)	Polarization
829.00	-23.68	2.13	45.74	0.90	2.15	18.68	38.45	19.77	H
836.50	-22.95	2.26	45.66	0.82	2.15	19.12	38.45	19.33	H
844.00	-22.52	2.26	45.59	0.82	2.15	19.48	38.45	18.97	H

LTE Band 5_1.4MHz_16QAM

Frequency (MHz)	P _{Mea} (dBm)	P _{cl} (dB)	P _{Ag} (dB)	G _a (dBi)	Correction (dB)	ERP (dBm)	Limit (dBm)	Margin (dB)	Polarization
824.70	-24.67	2.26	45.79	0.95	2.15	17.66	38.45	20.79	H
836.50	-23.66	2.26	45.66	0.82	2.15	18.41	38.45	20.04	H
848.30	-22.74	2.27	45.55	0.80	2.15	19.19	38.45	19.26	H

LTE Band 5_3MHz_16QAM

Frequency (MHz)	P _{Mea} (dBm)	P _{cl} (dB)	P _{Ag} (dB)	G _a (dBi)	Correction (dB)	ERP (dBm)	Limit (dBm)	Margin (dB)	Polarization
825.50	-25.12	2.26	45.79	0.94	2.15	17.20	38.45	21.25	H
836.50	-23.81	2.26	45.66	0.82	2.15	18.26	38.45	20.19	H
847.50	-22.89	2.27	45.56	0.81	2.15	19.06	38.45	19.39	H

LTE Band 5_5MHz_16QAM

Frequency (MHz)	P _{Mea} (dBm)	P _{cl} (dB)	P _{Ag} (dB)	G _a (dBi)	Correction (dB)	ERP (dBm)	Limit (dBm)	Margin (dB)	Polarization
826.50	-24.62	2.25	45.77	0.93	2.15	17.68	38.45	20.77	H
836.50	-23.56	2.26	45.66	0.82	2.15	18.51	38.45	19.94	H
846.50	-23.24	2.26	45.56	0.82	2.15	18.73	38.45	19.72	H

LTE Band 5_10MHz_16QAM

Frequency (MHz)	P _{Mea} (dBm)	P _{cl} (dB)	P _{Ag} (dB)	G _a (dBi)	Correction (dB)	ERP (dBm)	Limit (dBm)	Margin (dB)	Polarization
829.00	-24.86	2.13	45.74	0.90	2.15	17.50	38.45	20.95	H
836.50	-23.69	2.26	45.66	0.82	2.15	18.38	38.45	20.07	H
844.00	-23.04	2.26	45.59	0.82	2.15	18.96	38.45	19.49	H

LTE Band 7- EIRP

Limits: ≤33 dBm (2W)

LTE Band 7_5MHz_QPSK

Frequency (MHz)	P _{Mea} (dBm)	P _{cl} (dB)	P _{Ag} (dB)	G _a (dBi)	EIRP (dBm)	Limit (dBm)	Margin (dB)	Polarization
2502.50	-25.57	3.58	45.68	6.10	22.63	33.00	10.37	H
2535.00	-23.14	3.63	44.82	6.16	24.21	33.00	8.79	H
2567.50	-24.91	3.65	44.92	6.22	22.58	33.00	10.42	H

LTE Band 7_10MHz_QPSK

Frequency (MHz)	P _{Mea} (dBm)	P _{cl} (dB)	P _{Ag} (dB)	G _a (dBi)	EIRP (dBm)	Limit (dBm)	Margin (dB)	Polarization
2505.00	-25.21	3.59	45.64	6.11	22.95	33.00	10.05	H
2535.00	-23.08	3.63	44.82	6.16	24.27	33.00	8.73	H
2565.00	-25.14	3.65	44.97	6.22	22.40	33.00	10.60	H

LTE Band 7_15MHz_QPSK

Frequency (MHz)	P _{Mea} (dBm)	P _{cl} (dB)	P _{Ag} (dB)	G _a (dBi)	EIRP (dBm)	Limit (dBm)	Margin (dB)	Polarization
2507.50	-24.86	3.59	44.92	6.11	22.58	33.00	10.42	H
2535.00	-23.03	3.63	44.82	6.16	24.32	33.00	8.68	H
2562.50	-25.60	3.65	45.67	6.21	22.63	33.00	10.37	H

LTE Band 7_20 MHz_QPSK

Frequency (MHz)	P _{Mea} (dBm)	P _{cl} (dB)	P _{Ag} (dB)	G _a (dBi)	EIRP (dBm)	Limit (dBm)	Margin (dB)	Polarization
2510.00	-25.00	3.58	45.36	6.12	22.90	33.00	10.10	H
2535.00	-23.22	3.63	44.82	6.16	24.13	33.00	8.87	H
2560.00	-25.63	3.64	45.98	6.21	22.92	33.00	10.08	H

LTE Band 7_5MHz_16QAM

Frequency (MHz)	P _{Mea} (dBm)	P _{cl} (dB)	P _{Ag} (dB)	G _a (dBi)	EIRP (dBm)	Limit (dBm)	Margin (dB)	Polarization
2502.50	-26.03	3.58	45.68	6.10	22.17	33.00	10.83	H
2535.00	-23.93	3.63	44.82	6.16	23.42	33.00	9.58	H
2567.50	-25.68	3.65	44.92	6.22	21.81	33.00	11.19	H

LTE Band 7_10MHz_16QAM

Frequency (MHz)	P _{Mea} (dBm)	P _{cl} (dB)	P _{Ag} (dB)	G _a (dBi)	EIRP (dBm)	Limit (dBm)	Margin (dB)	Polarization
2505.00	-26.19	3.59	45.64	6.11	21.97	33.00	11.03	H
2535.00	-23.89	3.63	44.82	6.16	23.46	33.00	9.54	H
2565.00	-25.91	3.65	44.97	6.22	21.63	33.00	11.37	H

LTE Band 7_15MHz_16QAM

Frequency (MHz)	P _{Mea} (dBm)	P _{cl} (dB)	P _{Ag} (dB)	G _a (dBi)	EIRP (dBm)	Limit (dBm)	Margin (dB)	Polarization
2507.50	-25.55	3.59	44.92	6.11	21.89	33.00	11.11	H
2535.00	-23.96	3.63	44.82	6.16	23.39	33.00	9.61	H
2562.50	-26.39	3.65	45.67	6.21	21.84	33.00	11.16	H

LTE Band 7_20 MHz_16QAM

Frequency (MHz)	P _{Mea} (dBm)	P _{cl} (dB)	P _{Ag} (dB)	G _a (dBi)	EIRP (dBm)	Limit (dBm)	Margin (dB)	Polarization
2510.00	-26.03	3.58	45.36	6.12	21.87	33.00	11.13	H
2535.00	-23.70	3.63	44.82	6.16	23.65	33.00	9.35	H
2560.00	-26.35	3.64	45.98	6.21	22.20	33.00	10.80	H

LTE Band 12 - ERP
Limits: ≤34.77dBm (3W)

LTE Band 12_1.4MHz_QPSK

Frequency (MHz)	P _{Mea} (dBm)	P _{cl} (dB)	P _{Ag} (dB)	G _a (dBi)	Correction (dB)	ERP (dBm)	Limit (dBm)	Margin (dB)	Polarization
699.70	-22.48	1.90	44.66	0.77	2.15	18.90	34.77	15.87	H
707.50	-22.05	1.91	44.94	0.62	2.15	19.45	34.77	15.32	H
715.30	-22.20	1.92	45.26	0.50	2.15	19.49	34.77	15.28	H

LTE Band 12_3MHz_QPSK

Frequency (MHz)	P _{Mea} (dBm)	P _{cl} (dB)	P _{Ag} (dB)	G _a (dBi)	Correction (dB)	ERP (dBm)	Limit (dBm)	Margin (dB)	Polarization
700.50	-22.74	1.90	44.68	0.76	2.15	18.65	34.77	16.12	H
707.50	-22.48	1.91	44.94	0.62	2.15	19.02	34.77	15.75	H
714.50	-22.45	1.92	45.26	0.50	2.15	19.24	34.77	15.53	H

LTE Band 12_5MHz_QPSK

Frequency (MHz)	P _{Mea} (dBm)	P _{cl} (dB)	P _{Ag} (dB)	G _a (dBi)	Correction (dB)	ERP (dBm)	Limit (dBm)	Margin (dB)	Polarization
701.50	-22.40	1.90	44.81	0.74	2.15	19.10	34.77	15.67	H
707.50	-22.51	1.91	44.94	0.62	2.15	18.99	34.77	15.78	H
713.50	-22.46	1.92	45.22	0.50	2.15	19.19	34.77	15.58	H

LTE Band 12_10MHz_QPSK

Frequency (MHz)	P _{Mea} (dBm)	P _{cl} (dB)	P _{Ag} (dB)	G _a (dBi)	Correction (dB)	ERP (dBm)	Limit (dBm)	Margin (dB)	Polarization
704.00	-22.48	1.91	44.93	0.70	2.15	19.09	34.77	15.68	H
707.50	-22.29	1.91	44.94	0.62	2.15	19.21	34.77	15.56	H
711.00	-22.37	1.92	45.19	0.53	2.15	19.28	34.77	15.49	H

LTE Band 12_1.4MHz_16QAM

Frequency (MHz)	P _{Mea} (dBm)	P _{cl} (dB)	P _{Ag} (dB)	G _a (dBi)	Correction (dB)	ERP (dBm)	Limit (dBm)	Margin (dB)	Polarization
699.70	-23.09	1.90	44.66	0.77	2.15	18.29	34.77	16.48	H
707.50	-22.95	1.91	44.94	0.62	2.15	18.55	34.77	16.22	H
715.30	-23.43	1.92	45.26	0.50	2.15	18.26	34.77	16.51	H

LTE Band 12_3MHz_16QAM

Frequency (MHz)	P _{Mea} (dBm)	P _{cl} (dB)	P _{Ag} (dB)	G _a (dBi)	Correction (dB)	ERP (dBm)	Limit (dBm)	Margin (dB)	Polarization
700.50	-23.16	1.90	44.68	0.76	2.15	18.23	34.77	16.54	H
707.50	-23.30	1.91	44.94	0.62	2.15	18.20	34.77	16.57	H
714.50	-23.26	1.92	45.26	0.50	2.15	18.43	34.77	16.34	H

LTE Band 12_5MHz_16QAM

Frequency (MHz)	P _{Mea} (dBm)	P _{cl} (dB)	P _{Ag} (dB)	G _a (dBi)	Correction (dB)	ERP (dBm)	Limit (dBm)	Margin (dB)	Polarization
701.50	-22.96	1.90	44.81	0.74	2.15	18.54	34.77	16.23	H
707.50	-23.43	1.91	44.94	0.62	2.15	18.07	34.77	16.70	H
713.50	-23.22	1.92	45.22	0.50	2.15	18.43	34.77	16.34	H

LTE Band 12_10MHz_16QAM

Frequency (MHz)	P _{Mea} (dBm)	P _{cl} (dB)	P _{Ag} (dB)	G _a (dBi)	Correction (dB)	ERP (dBm)	Limit (dBm)	Margin (dB)	Polarization
704.00	-23.10	1.91	44.93	0.70	2.15	18.47	34.77	16.30	H
707.50	-23.31	1.91	44.94	0.62	2.15	18.19	34.77	16.58	H
711.00	-23.35	1.92	45.19	0.53	2.15	18.30	34.77	16.47	H

LTE Band 13- ERP
Limits: ≤34.77 dBm (3W)

LTE Band 13_5MHz_QPSK

Frequency (MHz)	P _{Mea} (dBm)	P _{cl} (dB)	P _{Ag} (dB)	G _a (dBi)	Correction (dB)	ERP (dBm)	Limit (dBm)	Margin (dB)	Polarization
779.50	-23.91	2.01	45.64	0.04	2.15	17.61	34.77	17.16	H
782.00	-23.47	2.01	45.65	0.09	2.15	18.11	34.77	16.66	H
784.50	-24.04	2.01	45.67	0.16	2.15	17.63	34.77	17.14	H

LTE Band 13_10MHz_QPSK

Frequency (MHz)	P _{Mea} (dBm)	P _{cl} (dB)	P _{Ag} (dB)	G _a (dBi)	Correction (dB)	ERP (dBm)	Limit (dBm)	Margin (dB)	Polarization
782.00	-23.58	2.01	45.65	0.09	2.15	18.00	34.77	16.77	H

LTE Band 13_5MHz_16QAM

Frequency (MHz)	P _{Mea} (dBm)	P _{cl} (dB)	P _{Ag} (dB)	G _a (dBi)	Correction (dB)	ERP (dBm)	Limit (dBm)	Margin (dB)	Polarization
779.50	-24.54	2.01	45.64	0.04	2.15	16.98	34.77	17.79	H
782.00	-24.96	2.01	45.65	0.09	2.15	16.62	34.77	18.15	H
784.50	-24.78	2.01	45.67	0.16	2.15	16.89	34.77	17.88	H

LTE Band 13_10MHz_16QAM

Frequency (MHz)	P _{Mea} (dBm)	P _{cl} (dB)	P _{Ag} (dB)	G _a (dBi)	Correction (dB)	ERP (dBm)	Limit (dBm)	Margin (dB)	Polarization
782.00	-24.91	2.01	45.65	0.09	2.15	16.67	34.77	18.10	H

LTE Band 17 - ERP
Limits: ≤34.77dBm (3W)

LTE Band 17_5MHz_QPSK

Frequency (MHz)	P _{Mea} (dBm)	P _{cl} (dB)	P _{Ag} (dB)	G _a (dBi)	Correction(dB)	ERP (dBm)	Limit (dBm)	Margin (dB)	Polarization
706.50	-27.53	1.91	45.53	0.66	2.15	14.60	34.77	20.17	H
710.00	-27.72	1.92	45.68	0.54	2.15	14.43	34.77	20.34	H
713.50	-27.17	1.92	45.22	0.50	2.15	14.48	34.77	20.29	H

LTE Band 17_10MHz_QPSK

Frequency (MHz)	P _{Mea} (dBm)	P _{cl} (dB)	P _{Ag} (dB)	G _a (dBi)	Correction(dB)	ERP (dBm)	Limit (dBm)	Margin (dB)	Polarization
709.00	-27.43	1.92	45.64	0.57	2.15	14.71	34.77	20.06	H
710.00	-27.69	1.92	45.68	0.54	2.15	14.46	34.77	20.31	H
711.00	-27.19	1.92	45.19	0.53	2.15	14.46	34.77	20.31	H

LTE Band 17_5MHz_16QAM

Frequency (MHz)	P _{Mea} (dBm)	P _{cl} (dB)	P _{Ag} (dB)	G _a (dBi)	Correction(dB)	ERP (dBm)	Limit (dBm)	Margin (dB)	Polarization
706.50	-28.32	1.91	45.53	0.66	2.15	13.81	34.77	20.96	H
710.00	-28.65	1.92	45.68	0.54	2.15	13.50	34.77	21.27	H
713.50	-27.71	1.92	45.22	0.50	2.15	13.94	34.77	20.83	H

LTE Band 17_10MHz_16QAM

Frequency (MHz)	P _{Mea} (dBm)	P _{cl} (dB)	P _{Ag} (dB)	G _a (dBi)	Correction(dB)	ERP (dBm)	Limit (dBm)	Margin (dB)	Polarization
709.00	-28.32	1.92	45.64	0.57	2.15	13.82	34.77	20.95	H
710.00	-28.53	1.92	45.68	0.54	2.15	13.62	34.77	21.15	H
711.00	-28.10	1.92	45.19	0.53	2.15	13.55	34.77	21.22	H

LTE Band 71- ERP
Limits: ≤34.77 dBm (3W)

LTE Band 71_5MHz_QPSK

Frequency (MHz)	P _{Mea} (dBm)	P _{cl} (dB)	P _{Ag} (dB)	G _a (dBi)	Correction (dB)	ERP (dBm)	Limit (dBm)	Margin (dB)	Polarization
665.50	-27.97	1.87	44.73	0.78	2.15	13.52	34.77	21.25	V
680.50	-27.30	1.88	44.72	0.78	2.15	14.17	34.77	20.60	V
695.50	-27.01	1.89	44.67	0.77	2.15	14.39	34.77	20.38	V

LTE Band 71_10MHz_QPSK

Frequency (MHz)	P _{Mea} (dBm)	P _{cl} (dB)	P _{Ag} (dB)	G _a (dBi)	Correction (dB)	ERP (dBm)	Limit (dBm)	Margin (dB)	Polarization
668.00	-27.70	1.87	44.75	0.78	2.15	13.81	34.77	20.96	V
680.50	-26.85	1.88	44.72	0.78	2.15	14.62	34.77	20.15	V
693.00	-26.32	1.89	44.67	0.77	2.15	15.08	34.77	19.69	V

LTE Band 71_15MHz_QPSK

Frequency (MHz)	P _{Mea} (dBm)	P _{cl} (dB)	P _{Ag} (dB)	G _a (dBi)	Correction (dB)	ERP (dBm)	Limit (dBm)	Margin (dB)	Polarization
670.50	-27.09	1.88	44.75	0.78	2.15	14.41	34.77	20.36	V
680.50	-27.12	1.88	44.72	0.78	2.15	14.35	34.77	20.42	V
690.50	-26.42	1.89	44.73	0.77	2.15	15.05	34.77	19.72	V

LTE Band 71_20MHz_QPSK

Frequency (MHz)	P _{Mea} (dBm)	P _{cl} (dB)	P _{Ag} (dB)	G _a (dBi)	Correction (dB)	ERP (dBm)	Limit (dBm)	Margin (dB)	Polarization
673.00	-27.19	1.88	44.71	0.78	2.15	14.27	34.77	20.50	V
680.50	-26.95	1.88	44.72	0.78	2.15	14.52	34.77	20.25	V
688.00	-26.62	1.89	44.72	0.77	2.15	14.84	34.77	19.93	V

LTE Band 71_5MHz_16QAM

Frequency (MHz)	P _{Mea} (dBm)	P _{cl} (dB)	P _{Ag} (dB)	G _a (dBi)	Correction (dB)	ERP (dBm)	Limit (dBm)	Margin (dB)	Polarization
665.50	-28.89	1.87	44.73	0.78	2.15	12.60	34.77	22.17	V
680.50	-28.29	1.88	44.72	0.78	2.15	13.18	34.77	21.59	V
695.50	-27.98	1.89	44.67	0.77	2.15	13.42	34.77	21.35	V

LTE Band 71_10MHz_16QAM

Frequency (MHz)	P _{Mea} (dBm)	P _{cl} (dB)	P _{Ag} (dB)	G _a (dBi)	Correction (dB)	ERP (dBm)	Limit (dBm)	Margin (dB)	Polarization
668.00	-28.66	1.87	44.75	0.78	2.15	12.85	34.77	21.92	V
680.50	-27.73	1.88	44.72	0.78	2.15	13.74	34.77	21.03	V
693.00	-26.67	1.89	44.67	0.77	2.15	14.73	34.77	20.04	V

LTE Band 71_15MHz_16QAM

Frequency (MHz)	P _{Mea} (dBm)	P _{cl} (dB)	P _{Ag} (dB)	G _a (dBi)	Correction (dB)	ERP (dBm)	Limit (dBm)	Margin (dB)	Polarization
670.50	-27.94	1.88	44.75	0.78	2.15	13.56	34.77	21.21	V
680.50	-27.80	1.88	44.72	0.78	2.15	13.67	34.77	21.10	V
690.50	-27.26	1.89	44.73	0.77	2.15	14.21	34.77	20.56	V

LTE Band 71_20MHz_16QAM

Frequency (MHz)	P _{Mea} (dBm)	P _{cl} (dB)	P _{Ag} (dB)	G _a (dBi)	Correction (dB)	ERP (dBm)	Limit (dBm)	Margin (dB)	Polarization
673.00	-28.08	1.88	44.71	0.78	2.15	13.38	34.77	21.39	V
680.50	-27.74	1.88	44.72	0.78	2.15	13.73	34.77	21.04	V
688.00	-27.55	1.89	44.72	0.77	2.15	13.91	34.77	20.86	V

Frequency: 688.00MHz

Peak EIRP(dBm) = P_{Mea}(-27.55dBm) - G_a (-0.77dBi) - P_{Ag} (-44.72 dB) - P_{cl} (1.89dB)-2.15 = 13.91dBm

Note: Expanded measurement uncertainty is $U = 2.84$ dB, $k = 2$.

A.2 EMISSION LIMIT

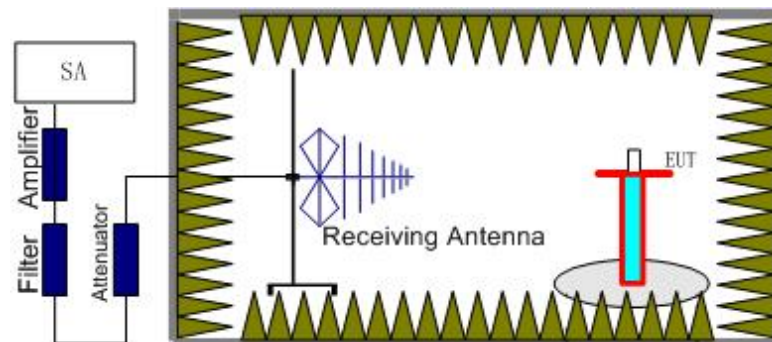
A.2.1 Measurement Method

The measurements procedures in TIA-603E-2016 are used. This measurement is carried out in fully-anechoic chamber FAC-3.

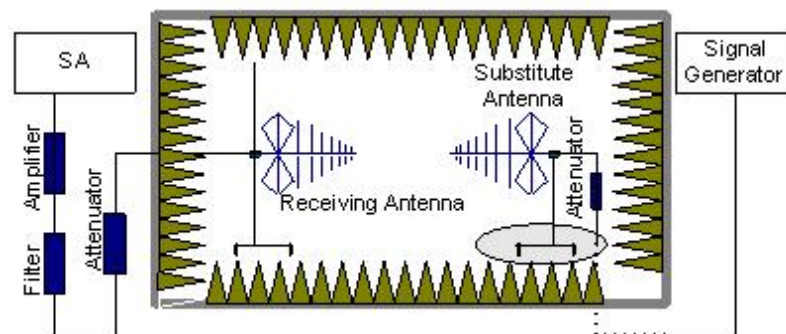
The spectrum was scanned from 30 MHz to the 10th harmonic of the highest frequency generated within the equipment, which is the transmitted carrier. The resolution bandwidth is set 1MHz. The spectrum was scanned with the mobile station transmitting at carrier frequencies that pertain to low, mid and high channels of the LTE Bands 2,4,5,7,12,13,17,71.

The procedure of radiated spurious emissions is as follows:

1. EUT was placed on a 1.5-meter-high non-conductive stand at a 3-meter test distance from the receive antenna. A receiving antenna was placed on the antenna mast 3 meters from the EUT for emission measurements. The height of receiving antenna is 1.5m. The test setup refers to figure below. Detected emissions were maximized at each frequency by rotating the EUT through 360 and adjusting the receiving antenna polarization. The radiated emission measurements of all non-harmonic and harmonics of the transmit frequency through the 10th harmonic were measured with peak detector.



2. The EUT is then put into continuously transmitting mode at its maximum power level during the test. And the maximum value of the receiver should be recorded as (Pr).
3. The EUT shall be replaced by a substitution antenna. The test setup refers to figure below.



In the chamber, an substitution antenna for the frequency band of interest is placed at the reference point of the chamber. An RF Signal source for the frequency band of interest is connected to the substitution antenna with a cable that has been constructed to not interfere

with the radiation pattern of the antenna. A power (P_{Mea}) is applied to the input of the substitution antenna. Adjust the level of the signal generator output until the value of the receiver reaches the previously recorded (P_r). The power of signal source (P_{Mea}) is recorded. The test should be performed by rotating the test item and adjusting the receiving antenna polarization.

4. The Path loss (P_{pl}) between the Signal Source with the Substitution Antenna and the Substitution Antenna Gain (G_a) should be recorded after test.

An amplifier should be connected in for the test.

The Path loss (P_{pl}) is the summation of the cable loss and the gain of the amplifier.

The measurement results are obtained as described below:

$$\text{Power (EIRP)} = P_{Mea} + P_{pl} + G_a$$

5. This value is EIRP since the measurement is calibrated using an antenna of known gain (unit: dBi) and known input power.
6. ERP can be calculated from EIRP by subtracting the gain of the dipole, $ERP = EIRP - 2.15\text{dB}$.

A.2.2 Measurement Limit

Part 22.917, Part 24.238 and Part 27.53(h) specify that the power of any emission outside of the authorized operating frequency ranges must be attenuated below the transmitting power (P) by a factor of at least $43 + 10 \log(P)$ dB.

The specification that emissions shall be attenuated below the transmitter power (P) by at least $43 + 10 \log(P)$ dB, translates in the relevant power range (1 to 0.001 W) to -13 dBm. At 1 W the specified minimum attenuation becomes 43 dB and relative to a 30 dBm (1 W) carrier becomes a limit of -13 dBm. At 0.001 W (0 dBm) the minimum attenuation is 13 dB, which again yields a limit of -13 dBm. In this way a translation of the specification from relative to absolute terms is carried out.

Part 27.53(m)(4) specifies for mobile digital stations, the attenuation factor shall be not less than $40 + 10 \log(P)$ dB on all frequencies between the channel edge and 5 megahertz from the channel edge, $43 + 10 \log(P)$ dB on all frequencies between 5 megahertz and X megahertz from the channel edge, and $55 + 10 \log(P)$ dB on all frequencies more than X megahertz from the channel edge, where X is the greater of 6 megahertz or the actual emission bandwidth as defined in paragraph (m)(6) of this section. In addition, the attenuation factor shall not be less than $43 + 10 \log(P)$ dB on all frequencies between 2490.5 MHz and 2496 MHz and $55 + 10 \log(P)$ dB at or below 2490.5 MHz. Mobile Satellite Service licensees operating on frequencies below 2495 MHz may also submit a documented interference complaint against BRS licensees operating on channel BRS Channel 1 on the same terms and conditions as adjacent channel BRS or EBS licensees.

Part 27.53(c) states for operations in the 746-758 MHz band and the 776-788 MHz band, the power of any emission outside the licensee's frequency band(s) of operation shall be attenuated below the transmitter power (P) within the licensed band(s) of operation, measured in watts, in accordance with the following:(1) On any frequency

outside the 746–758 MHz band, the power of any emission shall be attenuated outside the band below the transmitter power (P) by at least $43 + 10 \log (P)$ dB;(2) On any frequency outside the 776–788 MHz band, the power of any emission shall be attenuated outside the band below the transmitter power (P) by at least $43 + 10 \log (P)$ dB;(4) On all frequencies between 763–775 MHz and 793–805 MHz, by a factor not less than $65 + 10 \log (P)$ dB in a 6.25 kHz band segment, for mobile and portable stations.

Part 27.53(g) states for operations in the 600 MHz band and the 698–746 MHz band, the power of any emission outside a licensee's frequency band(s) of operation shall be attenuated below the transmitter power (P) within the licensed band(s) of operation, measured in watts, by at least $43 + 10 \log (P)$ dB. Compliance with this provision is based on the use of measurement instrumentation employing a resolution bandwidth of 100 kilohertz or greater. However, in the 100 kilohertz bands immediately outside and adjacent to a licensee's frequency block, a resolution bandwidth of at least 30 kHz may be employed.

A.2.3 Measurement Results

Radiated emissions measurements were made only at the upper, middle, and lower carrier frequencies of the LTE Bands 2,4,5,7,12,13,17,71. It was decided that measurements at these three carrier frequencies would be sufficient to demonstrate compliance with emissions limits because it was seen that all the significant spurs occur well outside the band and no radiation was seen from a carrier in one block of the LTE Bands 2,4,5,7,12,13,17,71 into any of the other blocks. The equipment must still, however, meet emissions requirements with the carrier at all frequencies over which it is capable of operating and it is the manufacturer's responsibility to verify this. The evaluated frequency range is from 30MHz to 26GHz.

LTE Band 2, 1.4MHz, QPSK, Channel 18607

Frequency (MHz)	P _{Mea} (dBm)	Path Loss(dB)	Antenna Gain(dBi)	Peak EIRP (dBm)	Limit (dBm)	Margin (dB)	Polarization
3701.02	-54.90	6.42	8.48	-52.84	-13.00	39.84	V
5554.02	-50.82	7.19	10.59	-47.42	-13.00	34.42	H
7404.01	-42.93	8.13	12.08	-38.98	-13.00	25.98	H
9261.01	-54.52	9.06	13.26	-50.32	-13.00	37.32	V
11154.01	-51.71	9.60	13.17	-48.14	-13.00	35.14	V
12955.01	-49.84	10.48	13.47	-46.85	-13.00	33.85	H

LTE Band 2, 1.4MHz, QPSK, Channel 18900

Frequency (MHz)	P _{Mea} (dBm)	Path Loss(dB)	Antenna Gain(dBi)	Peak EIRP (dBm)	Limit (dBm)	Margin (dB)	Polarization
3760.02	-54.33	6.26	8.56	-52.03	-13.00	39.03	V
5641.02	-49.34	7.27	10.57	-46.04	-13.00	33.04	V
7523.01	-41.56	8.30	12.22	-37.64	-13.00	24.64	H
9360.01	-54.88	9.08	13.32	-50.64	-13.00	37.64	H
11238.01	-51.45	9.63	13.15	-47.93	-13.00	34.93	H
13197.01	-48.11	10.51	13.78	-44.84	-13.00	31.84	H

LTE Band 2, 1.4MHz, QPSK, Channel 19193

Frequency (MHz)	P _{Mea} (dBm)	Path Loss(dB)	Antenna Gain(dBi)	Peak EIRP (dBm)	Limit (dBm)	Margin (dB)	Polarization
3819.02	-56.21	6.08	8.65	-53.64	-13.00	40.64	H
5731.02	-26.17	7.29	10.55	-22.91	-13.00	9.91	H
7639.01	-41.02	8.15	12.31	-36.86	-13.00	23.86	H
9553.01	-45.87	9.35	13.35	-41.87	-13.00	28.87	H
11492.01	-50.83	9.83	13.10	-47.56	-13.00	34.56	V
13385.01	-48.23	10.57	14.04	-44.76	-13.00	31.76	V

LTE Band 4, 1.4MHz QPSK, Channel 19957

Frequency (MHz)	P _{Mea} (dBm)	Path Loss(dB)	Antenna Gain(dBi)	Peak EIRP (dBm)	Limit (dBm)	Margin (dB)	Polarization
3422.02	-54.37	5.38	8.01	-51.74	-13.00	38.74	H
5134.02	-22.88	6.86	10.09	-19.65	-13.00	6.65	H
6844.01	-47.92	7.83	11.41	-44.34	-13.00	31.34	H
8554.01	-44.69	8.58	13.01	-40.26	-13.00	27.26	H
10244.01	-52.28	9.45	13.00	-48.73	-13.00	35.73	V
12001.01	-49.69	10.05	13.00	-46.74	-13.00	33.74	V

LTE Band 4, 1.4MHz, QPSK, Channel 20175

Frequency (MHz)	P _{Mea} (dBm)	Path Loss(dB)	Antenna Gain(dBi)	Peak EIRP (dBm)	Limit (dBm)	Margin (dB)	Polarization
3465.02	-55.60	5.46	8.12	-52.94	-13.00	39.94	H
5201.02	-29.66	6.96	10.18	-26.44	-13.00	13.44	H
6933.01	-44.95	7.78	11.52	-41.21	-13.00	28.21	H
8663.01	-44.64	8.41	13.03	-40.02	-13.00	27.02	H
10382.01	-50.86	9.77	13.05	-47.58	-13.00	34.58	V
12159.01	-49.23	10.18	13.06	-46.35	-13.00	33.35	H

LTE Band 4, 1.4MHz, QPSK, Channel 20393

Frequency (MHz)	P _{Mea} (dBm)	Path Loss(dB)	Antenna Gain(dBi)	Peak EIRP (dBm)	Limit (dBm)	Margin (dB)	Polarization
3509.02	-56.74	5.54	8.21	-54.07	-13.00	41.07	V
5265.02	-47.03	6.99	10.27	-43.75	-13.00	30.75	H
7020.01	-43.92	8.27	11.62	-40.57	-13.00	27.57	H
8772.01	-46.15	8.58	13.05	-41.68	-13.00	28.68	H
10534.01	-51.44	9.53	13.11	-47.86	-13.00	34.86	V
12318.01	-49.84	10.08	13.13	-46.79	-13.00	33.79	H

LTE Band 5, 1.4MHz, QPSK, Channel 20407

Frequency (MHz)	P _{Mea} (dBm)	Path Loss(dB)	Antenna Gain(dBi)	Correction (dB)	Peak ERP (dBm)	Limit (dBm)	Margin (dB)	Polarization
1650.01	-58.05	3.57	5.23	2.15	-58.54	-13.00	45.54	H
2474.00	-33.97	4.60	6.02	2.15	-34.70	-13.00	21.70	H
3301.02	-54.84	5.29	7.72	2.15	-54.56	-13.00	41.56	H
4125.02	-40.94	6.04	9.03	2.15	-40.10	-13.00	27.10	H
4938.01	-54.78	6.71	9.84	2.15	-53.80	-13.00	40.80	H
5777.01	-51.15	7.22	10.54	2.15	-49.98	-13.00	36.98	H

LTE Band 5, 1.4MHz, QPSK, Channel 20525

Frequency (MHz)	P _{Mea} (dBm)	Path Loss(dB)	Antenna Gain(dBi)	Correction (dB)	Peak ERP (dBm)	Limit (dBm)	Margin (dB)	Polarization
1674.01	-58.77	3.58	5.19	2.15	-59.31	-13.00	46.31	H
2510.00	-39.08	4.63	6.12	2.15	-39.74	-13.00	26.74	H
3358.02	-54.84	5.33	7.86	2.15	-54.46	-13.00	41.46	V
4187.02	-47.04	6.18	9.09	2.15	-46.28	-13.00	33.28	H
5014.01	-55.07	6.58	9.92	2.15	-53.88	-13.00	40.88	H
5859.01	-53.12	7.26	10.53	2.15	-52.00	-13.00	39.00	H

LTE Band 5, 1.4MHz, QPSK, Channel 20643

Frequency (MHz)	P _{Mea} (dBm)	Path Loss(dB)	Antenna Gain(dBi)	Correction (dB)	Peak ERP (dBm)	Limit (dBm)	Margin (dB)	Polarization
1687.01	-59.18	3.59	5.16	2.15	-59.76	-13.00	46.76	V
2545.00	-43.60	4.66	6.18	2.15	-44.23	-13.00	31.23	H
3388.02	-55.67	5.35	7.93	2.15	-55.24	-13.00	42.24	V
4254.02	-54.32	6.24	9.15	2.15	-53.56	-13.00	40.56	H
5097.01	-55.04	6.76	10.04	2.15	-53.91	-13.00	40.91	H
5948.01	-52.41	7.47	10.51	2.15	-51.52	-13.00	38.52	H

LTE Band 7, 5 MHz, QPSK, Channel 20775

Frequency (MHz)	P _{Mea} (dBm)	Path Loss(dB)	Antenna Gain(dBi)	Peak EIRP (dBm)	Limit (dBm)	Margin (dB)	Polarization
3701.02	-52.44	6.42	8.48	-50.38	-13.00	37.38	V
5552.02	-39.90	7.18	10.59	-36.49	-13.00	23.49	H
7404.01	-52.51	8.13	12.08	-48.56	-13.00	35.56	H
9252.01	-51.44	9.04	13.25	-47.23	-13.00	34.23	V
11098.01	-51.48	9.84	13.18	-48.14	-13.00	35.14	H
12950.01	-50.03	10.49	13.47	-47.05	-13.00	34.05	V

LTE Band 7, 5 MHz, QPSK, Channel 21100

Frequency (MHz)	P _{Mea} (dBm)	Path Loss(dB)	Antenna Gain(dBi)	Peak EIRP (dBm)	Limit (dBm)	Margin (dB)	Polarization
3760.02	-50.30	6.26	8.56	-48.00	-13.00	35.00	V
5641.02	-39.63	7.27	10.57	-36.33	-13.00	23.33	H
7522.01	-50.05	8.30	12.22	-46.13	-13.00	33.13	H
9401.01	-51.41	9.04	13.34	-47.11	-13.00	34.11	H
11272.01	-50.80	9.83	13.15	-47.48	-13.00	34.48	H
13146.01	-48.02	10.73	13.70	-45.05	-13.00	32.05	V

LTE Band 7, 5 MHz, QPSK, Channel 21425

Frequency (MHz)	P _{Mea} (dBm)	Path Loss(dB)	Antenna Gain(dBi)	Peak EIRP (dBm)	Limit (dBm)	Margin (dB)	Polarization
3820.02	-57.37	6.08	8.65	-54.80	-13.00	41.80	H
5733.02	-37.98	7.29	10.55	-34.72	-13.00	21.72	H
7646.01	-52.36	8.18	12.32	-48.22	-13.00	35.22	H
9553.01	-54.69	9.35	13.35	-50.69	-13.00	37.69	V
11454.01	-51.24	9.93	13.11	-48.06	-13.00	35.06	V
13377.01	-48.72	10.57	14.03	-45.26	-13.00	32.26	H

LTE Band 12, 1.4MHz, QPSK, Channel 23017

Frequency (MHz)	P _{Mea} (dBm)	Path Loss(dB)	Antenna Gain(dBi)	Correction (dB)	Peak ERP (dBm)	Limit (dBm)	Margin (dB)	Polarization
1400.01	-56.97	3.24	4.98	2.15	-57.38	-13.00	44.38	H
2099.00	-40.88	4.19	4.90	2.15	-42.32	-13.00	29.32	V
2796.00	-52.00	4.91	6.63	2.15	-52.43	-13.00	39.43	H
3493.02	-55.79	5.51	8.18	2.15	-55.27	-13.00	42.27	H
4190.02	-55.62	6.18	9.09	2.15	-54.86	-13.00	41.86	H
4898.01	-55.08	6.73	9.80	2.15	-54.16	-13.00	41.16	H

LTE Band 12, 1.4MHz, QPSK, Channel 23095

Frequency (MHz)	P _{Mea} (dBm)	Path Loss(dB)	Antenna Gain(dBi)	Correction (dB)	Peak ERP (dBm)	Limit (dBm)	Margin (dB)	Polarization
1412.01	-59.71	3.25	5.04	2.15	-60.07	-13.00	47.07	H
2123.00	-40.56	4.21	4.97	2.15	-41.95	-13.00	28.95	H
2820.00	-51.28	4.94	6.68	2.15	-51.69	-13.00	38.69	V
3525.02	-55.39	5.57	8.24	2.15	-54.87	-13.00	41.87	V
4257.02	-55.28	6.23	9.16	2.15	-54.50	-13.00	41.50	H
4943.01	-55.35	6.70	9.84	2.15	-54.36	-13.00	41.36	H

LTE Band 12, 1.4MHz, QPSK, Channel 23173

Frequency (MHz)	P _{Mea} (dBm)	Path Loss(dB)	Antenna Gain(dBi)	Correction (dB)	Peak ERP (dBm)	Limit (dBm)	Margin (dB)	Polarization
1431.01	-54.59	3.28	5.14	2.15	-54.88	-13.00	41.88	H
2146.00	-36.15	4.24	5.04	2.15	-37.50	-13.00	24.50	H
2863.00	-52.11	4.96	6.75	2.15	-52.47	-13.00	39.47	H
3579.02	-55.13	6.12	8.31	2.15	-55.09	-13.00	42.09	V
4305.02	-55.07	6.19	9.21	2.15	-54.20	-13.00	41.20	H
5010.01	-55.06	6.59	9.91	2.15	-53.89	-13.00	40.89	V

LTE Band 13, 5MHz, QPSK, Channel 23205

Frequency (MHz)	P _{Mea} (dBm)	Path Loss(dB)	Antenna Gain(dBi)	Correction (dB)	Peak ERP (dBm)	Limit (dBm)	Margin (dB)	Polarization
1562.01	-60.64	3.48	5.39	2.15	-60.88	-13.00	47.88	V
2339.00	-44.76	4.44	5.62	2.15	-45.73	-13.00	32.73	H
3104.02	-53.96	5.33	7.25	2.15	-54.19	-13.00	41.19	H
3885.02	-54.73	6.10	8.74	2.15	-54.24	-13.00	41.24	V
4675.02	-54.31	6.48	9.58	2.15	-53.36	-13.00	40.36	V
5443.01	-53.95	6.84	10.52	2.15	-52.42	-13.00	39.42	V

LTE Band 13, 5MHz, QPSK, Channel 23230

Frequency (MHz)	P _{Mea} (dBm)	Path Loss(dB)	Antenna Gain(dBi)	Correction (dB)	Peak ERP (dBm)	Limit (dBm)	Margin (dB)	Polarization
1564.01	-57.43	3.48	5.38	2.15	-57.68	-13.00	44.68	H
2347.00	-42.44	4.45	5.64	2.15	-43.40	-13.00	30.40	H
3125.02	-54.07	5.40	7.30	2.15	-54.32	-13.00	41.32	H
3911.02	-55.56	6.12	8.78	2.15	-55.05	-13.00	42.05	V
4677.02	-54.45	6.49	9.58	2.15	-53.51	-13.00	40.51	H
5485.01	-54.84	7.00	10.58	2.15	-53.41	-13.00	40.41	V

LTE Band 13, 5MHz, QPSK, Channel 23255

Frequency (MHz)	P _{Mea} (dBm)	Path Loss(dB)	Antenna Gain(dBi)	Correction (dB)	Peak ERP (dBm)	Limit (dBm)	Margin (dB)	Polarization
1567.01	-60.69	3.48	5.38	2.15	-60.94	-13.00	47.94	H
2354.00	-47.25	4.46	5.66	2.15	-48.20	-13.00	35.20	H
3124.02	-54.00	5.40	7.30	2.15	-54.25	-13.00	41.25	V
3935.02	-54.86	6.12	8.81	2.15	-54.32	-13.00	41.32	V
4695.02	-54.85	6.50	9.60	2.15	-53.90	-13.00	40.90	V
5491.01	-54.72	7.03	10.59	2.15	-53.31	-13.00	40.31	V

LTE Band 17, 5MHz, QPSK, Channel 23755

Frequency (MHz)	P _{Mea} (dBm)	Path Loss(dB)	Antenna Gain(dBi)	Correction (dB)	Peak ERP (dBm)	Limit (dBm)	Margin (dB)	Polarization
1413.01	-56.21	3.25	5.05	2.15	-56.56	-13.00	43.56	H
2120.00	-55.08	4.21	4.96	2.15	-56.48	-13.00	43.48	H
2821.00	-51.85	4.94	6.68	2.15	-52.26	-13.00	39.26	V
3546.02	-55.44	5.78	8.26	2.15	-55.11	-13.00	42.11	V
4250.02	-55.83	6.24	9.15	2.15	-55.07	-13.00	42.07	H
4957.01	-49.25	6.68	9.86	2.15	-48.22	-13.00	35.22	H

LTE Band 17, 5MHz, QPSK, Channel 23790

Frequency (MHz)	P _{Mea} (dBm)	Path Loss(dB)	Antenna Gain(dBi)	Correction (dB)	Peak ERP (dBm)	Limit (dBm)	Margin (dB)	Polarization
1420.01	-58.51	3.26	5.08	2.15	-58.84	-13.00	45.84	H
2143.00	-53.88	4.24	5.03	2.15	-55.24	-13.00	42.24	V
2827.00	-52.70	4.95	6.69	2.15	-53.11	-13.00	40.11	V
3550.02	-55.76	5.82	8.27	2.15	-55.46	-13.00	42.46	V
4273.02	-55.74	6.22	9.17	2.15	-54.94	-13.00	41.94	H
4983.01	-54.35	6.63	9.88	2.15	-53.25	-13.00	40.25	V

LTE Band 17, 5MHz, QPSK, Channel 23825

Frequency (MHz)	P _{Mea} (dBm)	Path Loss(dB)	Antenna Gain(dBi)	Correction (dB)	Peak ERP (dBm)	Limit (dBm)	Margin (dB)	Polarization
1428.01	-56.90	3.27	5.13	2.15	-57.19	-13.00	44.19	H
2141.00	-54.05	4.24	5.02	2.15	-55.42	-13.00	42.42	H
2862.00	-52.21	4.96	6.75	2.15	-52.57	-13.00	39.57	V
3567.02	-55.44	6.00	8.29	2.15	-55.30	-13.00	42.30	V
4291.02	-55.62	6.20	9.19	2.15	-54.78	-13.00	41.78	H
4992.01	-55.83	6.62	9.89	2.15	-54.71	-13.00	41.71	H

LTE Band 71, 5MHz, QPSK, Channel 133147

Frequency (MHz)	P _{Mea} (dBm)	Path Loss(dB)	Antenna Gain(dBi)	Correction (dB)	Peak ERP (dBm)	Limit (dBm)	Margin (dB)	Polarization
1350.01	-59.74	3.17	4.72	2.15	-60.34	-13.00	47.34	H
1997.01	-48.32	4.04	4.61	2.15	-49.90	-13.00	36.90	H
2638.00	-51.80	4.73	6.35	2.15	-52.33	-13.00	39.33	H
3335.02	-54.32	5.30	7.80	2.15	-53.97	-13.00	40.97	H
4011.02	-54.80	6.06	8.91	2.15	-54.10	-13.00	41.10	H
4660.02	-54.39	6.47	9.56	2.15	-53.45	-13.00	40.45	V

LTE Band 71, 5MHz, QPSK, Channel 133297

Frequency (MHz)	P _{Mea} (dBm)	Path Loss(dB)	Antenna Gain(dBi)	Correction (dB)	Peak ERP (dBm)	Limit (dBm)	Margin (dB)	Polarization
1355.01	-59.98	3.18	4.75	2.15	-60.56	-13.00	47.56	V
2042.00	-46.55	4.14	4.73	2.15	-48.11	-13.00	35.11	H
2721.00	-51.66	4.81	6.50	2.15	-52.12	-13.00	39.12	V
3389.02	-55.15	5.35	7.93	2.15	-54.72	-13.00	41.72	V
4078.02	-55.78	6.04	8.98	2.15	-54.99	-13.00	41.99	H
4756.01	-54.97	6.58	9.66	2.15	-54.04	-13.00	41.04	V

LTE Band 71, 5MHz, QPSK, Channel 133447

Frequency (MHz)	P _{Mea} (dBm)	Path Loss(dB)	Antenna Gain(dBi)	Correction (dB)	Peak ERP (dBm)	Limit (dBm)	Margin (dB)	Polarization
1390.01	-60.00	3.22	4.93	2.15	-60.44	-13.00	47.44	H
2087.00	-44.44	4.18	4.86	2.15	-45.91	-13.00	32.91	H
2766.00	-52.14	4.87	6.58	2.15	-52.58	-13.00	39.58	H
3463.02	-55.50	5.45	8.11	2.15	-54.99	-13.00	41.99	H
4171.02	-54.47	6.14	9.07	2.15	-53.69	-13.00	40.69	V
4891.01	-55.23	6.73	9.79	2.15	-54.32	-13.00	41.32	H

Note: The maximum value of expanded measurement uncertainty for this test item is $U = 5.16$ dB, $k = 2$.

A.3 FREQUENCY STABILITY

A.3.1 Method of Measurement

In order to measure the carrier frequency under the condition of AFC lock, it is necessary to make measurements with the EUT in a “call mode”. This is accomplished with the use of R&S CMW500 DIGITAL RADIO COMMUNICATION TESTER.

1. Measure the carrier frequency at room temperature.
2. Subject the EUT to overnight soak at -30°C.
3. With the EUT, powered via nominal voltage, connected to the CMW500 and in a simulated call on middle channel for LTE Bands 2,4,5,7,12,13,17,71, measure the carrier frequency. These measurements should be made within 2 minutes of Powering up the EUT, to prevent significant self-warming.
4. Repeat the above measurements at 10°C increments from -30°C to +50°C. Allow at least 1.5 hours at each temperature, unpowered, before making measurements.
5. Re-measure carrier frequency at room temperature with nominal voltage. Vary supply voltage from minimum voltage to maximum voltage, in 0.1Volt increments re-measuring carrier frequency at each voltage. Pause at nominal voltage for 1.5 hours unpowered, to allow any self-heating to stabilize, before continuing.
6. Subject the EUT to overnight soak at +50°C.
7. With the EUT, powered via nominal voltage, connected to the CMW500 and in a simulated call on the center channel, measure the carrier frequency. These measurements should be made within 2 minutes of Powering up the EUT, to prevent significant self-warming.
8. Repeat the above measurements at 10 °C increments from -30°C to +50°C. Allow at least 1.5 hours at each temperature, unpowered, before making measurements.
9. At all temperature levels hold the temperature to +/- 0.5°C during the measurement procedure.

The frequency stability shall be sufficient to ensure that the fundamental emission stays within the authorized frequency block. As this transceiver is considered "Hand carried, battery powered equipment" Section 2.1055(d)(2) applies. This requires that the lower voltage for frequency stability testing be specified by the manufacturer. This transceiver is specified to operate with an input voltage of between 4.25VDC and 5.75VDC, with a nominal voltage of 5.0VDC. Operation above or below these voltage limits is prohibited by transceiver software in order to prevent improper operation as well as to protect components from overstress.

A.3.2 Measurement results

LTE Band 2, 3.0MHz bandwidth (worst case of all bandwidths)

Frequency Error vs Temperature

Temperature(°C)	Voltage(V)	F _L (MHz)	F _H (MHz)	Offset(Hz)	Frequency error(ppm)
20	5.0	1850.817	1909.183		
50				-0.01	0.0000
40				-0.92	0.0005
30				-0.44	0.0002
10				0.62	0.0003
0				-1.25	0.0007
-10				-1.80	0.0010
-20				-0.02	0.0000
-30				-1.13	0.0006

Frequency Error vs Voltage

Voltage(V)	Temperature(°C)	F _L (MHz)	F _H (MHz)	Offset(Hz)	Frequency error(ppm)
4.25	20	1850.817	1909.183	-1.38	0.0007
5.75				0.76	0.0004

LTE Band 4, 5.0MHz bandwidth (worst case of all bandwidths)

Frequency Error vs Temperature

Temperature(°C)	Voltage(V)	F _L (MHz)	F _H (MHz)	Offset(Hz)	Frequency error(ppm)
20	5.0	1710.817	1754.183		
50				-0.20	0.0001
40				3.42	0.0020
30				1.83	0.0011
10				2.06	0.0012
0				2.45	0.0014
-10				2.95	0.0017
-20				-0.84	0.0005
-30				3.37	0.0019

Frequency Error vs Voltage

Voltage(V)	Temperature(°C)	F _L (MHz)	F _H (MHz)	Offset(Hz)	Frequency error(ppm)
4.25	20	1710.817	1754.183	1.28	0.0007
5.75				1.61	0.0009

LTE Band 5, 1.4MHz bandwidth (worst case of all bandwidths)
Frequency Error vs Temperature

Temperature(°C)	Voltage(V)	F _L (MHz)	F _H (MHz)	Offset(Hz)	Frequency error(ppm)
20	5.0	824.417	848.583		
50				0.29	0.0003
40				0.67	0.0008
30				1.00	0.0012
10				0.74	0.0009
0				0.93	0.0011
-10				0.60	0.0007
-20				0.63	0.0008
-30				0.43	0.0005

Frequency Error vs Voltage

Voltage(V)	Temperature(°C)	F _L (MHz)	F _H (MHz)	Offset(Hz)	Frequency error(ppm)
4.25	20	824.417	848.583	-1.16	0.0014
5.75				0.07	0.0001

LTE Band 7, 20MHz bandwidth (worst case of all bandwidths)
Frequency Error vs Temperature

Temperature(°C)	Voltage(V)	F _L (MHz)	F _H (MHz)	Offset(Hz)	Frequency error(ppm)
20	5.0	2500.481	2569.487		
50				-1.16	0.0005
40				-2.99	0.0012
30				-0.62	0.0002
10				-0.96	0.0004
0				-1.28	0.0005
-10				-2.76	0.0011
-20				-0.32	0.0001
-30				-0.29	0.0001

Frequency Error vs Voltage

Voltage(V)	Temperature(°C)	F _L (MHz)	F _H (MHz)	Offset(Hz)	Frequency error(ppm)
4.25	20	2500.481	2569.487	-0.85	0.0003
5.75				-0.36	0.0001

LTE Band 12, 5MHz bandwidth (worst case of all bandwidths)
Frequency Error vs Temperature

Temperature(°C)	Voltage(V)	F _L (MHz)	F _H (MHz)	Offset(Hz)	Frequency error(ppm)
20	5.0	699.481	715.519		
50				-6.80	0.0096
40				-6.08	0.0086
30				-5.81	0.0082
10				-6.61	0.0093
0				-6.24	0.0088
-10				0.59	0.0008
-20				-0.95	0.0013
-30				-6.95	0.0098

Frequency Error vs Voltage

Voltage(V)	Temperature(°C)	F _L (MHz)	F _H (MHz)	Offset(Hz)	Frequency error(ppm)
4.25	20	699.481	715.519	-6.40	0.0090
5.75				-6.00	0.0085

LTE Band 13, 5MHz bandwidth (worst case of all bandwidths)
Frequency Error vs Temperature

Temperature(°C)	Voltage(V)	F _L (MHz)	F _H (MHz)	Offset(Hz)	Frequency error(ppm)
20	5.0	777.481	786.519		
50				0.93	0.0012
40				1.63	0.0021
30				0.44	0.0006
10				0.12	0.0002
0				1.50	0.0019
-10				1.93	0.0025
-20				1.67	0.0021
-30				0.20	0.0003

Frequency Error vs Voltage

Voltage(V)	Temperature(°C)	F _L (MHz)	F _H (MHz)	Offset(Hz)	Frequency error(ppm)
4.25	20	777.481	786.519	0.53	0.0007
5.75				2.23	0.0029

LTE Band 17, 10MHz bandwidth QPSK (worst case of all bandwidths)
Frequency Error vs Temperature

Temperature(°C)	Voltage(V)	F _L (MHz)	F _H (MHz)	Offset(Hz)	Frequency error(ppm)
20	5.0	704.481	715.519		
50				-0.04	0.0001
40				6.31	0.0089
30				0.95	0.0013
10				6.78	0.0095
0				0.63	0.0009
-10				0.36	0.0005
-20				0.70	0.0010
-30				0.36	0.0005

Frequency Error vs Voltage

Voltage(V)	Temperature(°C)	F _L (MHz)	F _H (MHz)	Offset(Hz)	Frequency error(ppm)
4.25	20	704.481	715.519	6.32	0.0089
5.75				0.66	0.0009

LTE Band 71, 10MHz bandwidth (worst case of all bandwidths)
Frequency Error vs Temperature

Temperature(°C)	Voltage(V)	F _L (MHz)	F _H (MHz)	Offset(Hz)	Frequency error(ppm)
20	5.0	663.994	697.006		
50				-0.02	0.0000
40				0.13	0.0002
30				-1.68	0.0025
10				-0.75	0.0011
0				-0.35	0.0005
-10				-0.87	0.0013
-20				0.26	0.0004
-30				-0.61	0.0009

Frequency Error vs Voltage

Voltage(V)	Temperature(°C)	F _L (MHz)	F _H (MHz)	Offset(Hz)	Frequency error(ppm)
4.25	20	663.994	697.006	-0.15	0.0002
5.75				0.20	0.0003

A.4 OCCUPIED BANDWIDTH

Occupied bandwidth measurements are only provided for selected frequencies in order to reduce the amount of submitted data. Data were taken at the extreme and mid frequency. The table below lists the measured 99% BW. Spectrum analyzer plots are included on the following pages.

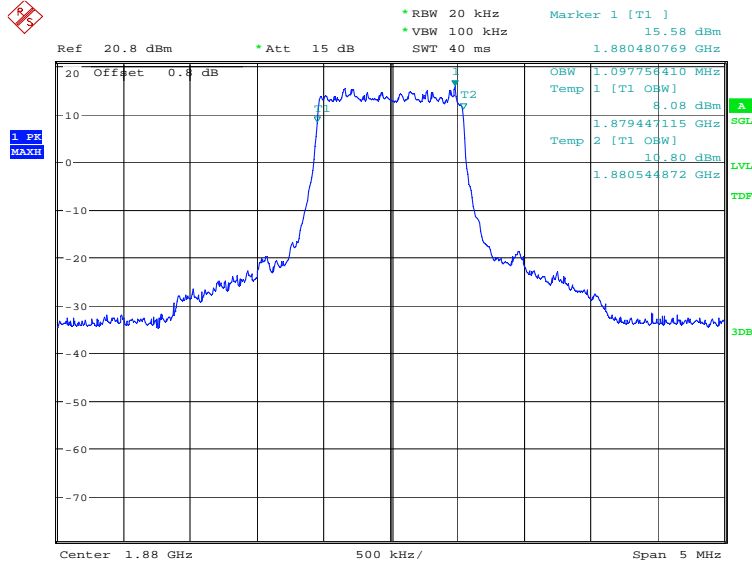
The measurement method is from ANSI C63.26:

- a) The spectrum analyzer center frequency is set to the nominal EUT channel center frequency. The frequency span for the spectrum analyzer shall be set wide enough to capture all modulation products including the emission skirts.
- b) The nominal IF filter 3 dB bandwidth (RBW) shall be in the range of 1% to 5% of the anticipated OBW, and the VBW shall be set $\geq 3 \times$ RBW.
- c) Set the reference level of the instrument as required to prevent the signal amplitude from exceeding the maximum spectrum analyzer input mixer level for linear operation.
- d) Set the detection mode to peak, and the trace mode to max-hold.

LTE band 2, 1.4MHz (99%)

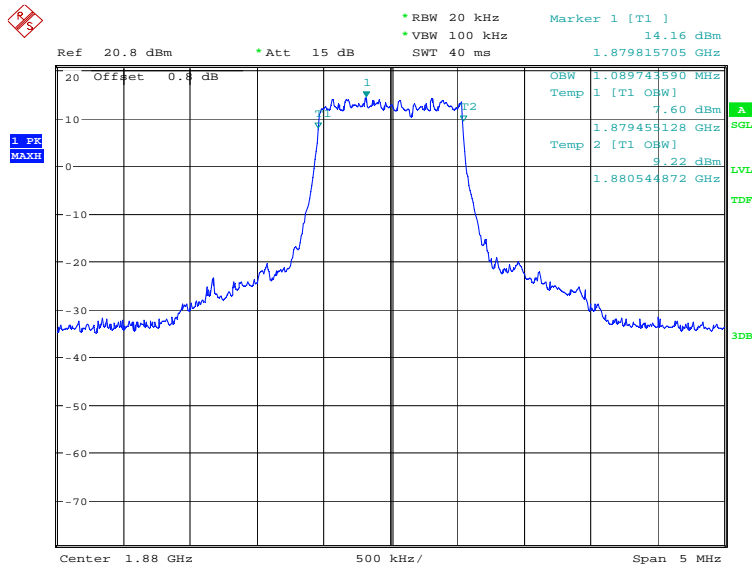
Frequency(MHz)	Occupied Bandwidth (99%) (kHz)	
1880.0	QPSK	16QAM
	1097.76	1089.74

LTE band 2, 1.4MHz Bandwidth, QPSK (99% BW)



Date: 26.NOV.2019 13:12:07

LTE band 2, 1.4MHz Bandwidth, 16QAM (99% BW)

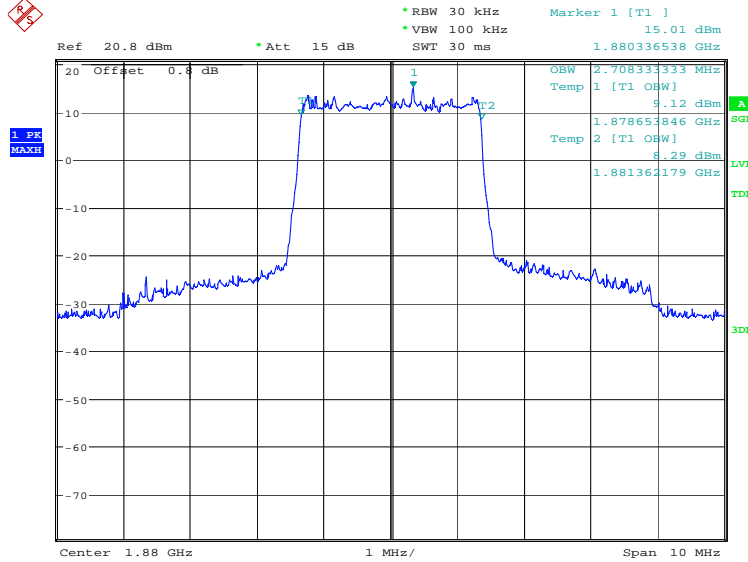


Date: 26.NOV.2019 13:13:31

LTE band 2, 3MHz (99%)

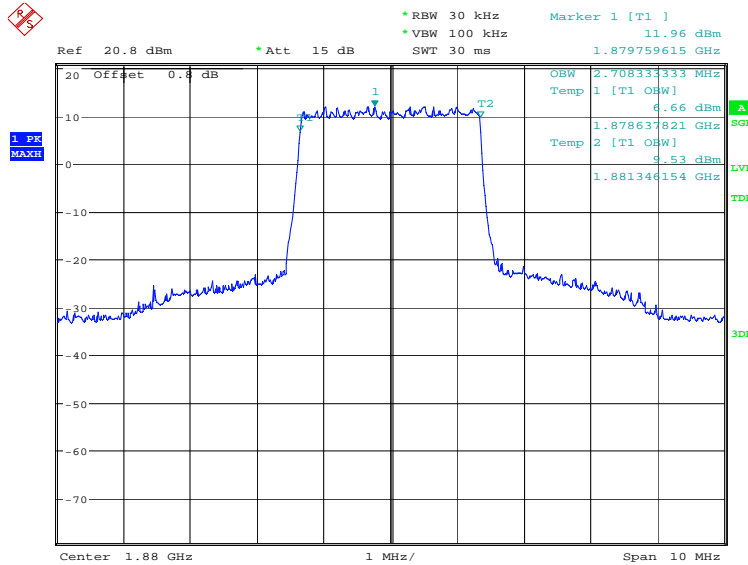
Frequency(MHz)	Occupied Bandwidth (99%) (kHz)	
1880.0	QPSK	16QAM
	2708.33	2708.33

LTE band 2, 3MHz Bandwidth, QPSK (99% BW)



Date: 26.NOV.2019 13:14:57

LTE band 2, 3MHz Bandwidth, 16QAM (99% BW)

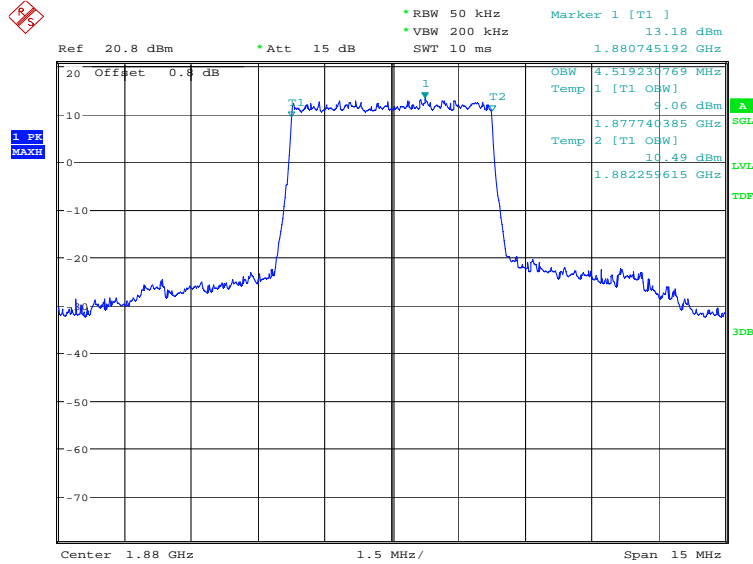


Date: 26.NOV.2019 13:16:21

LTE band 2, 5MHz (99%)

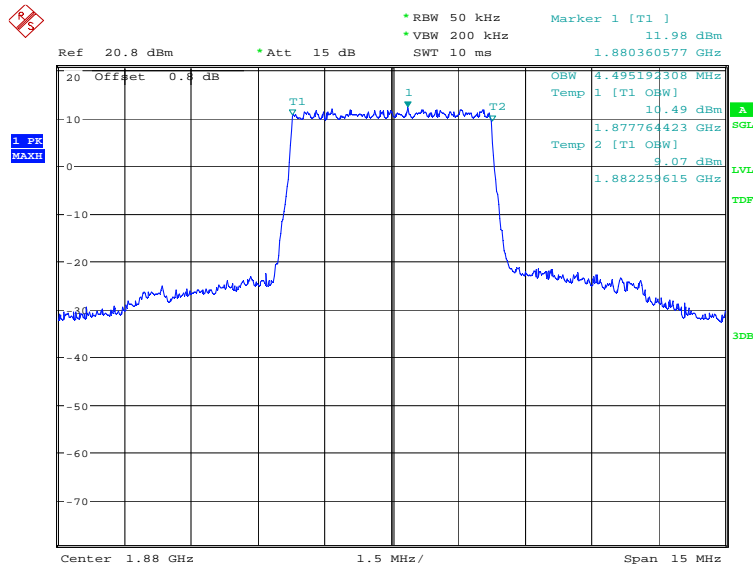
Frequency(MHz)	Occupied Bandwidth (99%) (kHz)	
1880.0	QPSK	16QAM
	4519.23	4495.19

LTE band 2, 5MHz Bandwidth, QPSK (99% BW)



Date: 26.NOV.2019 13:17:47

LTE band 2, 5MHz Bandwidth, 16QAM (99% BW)

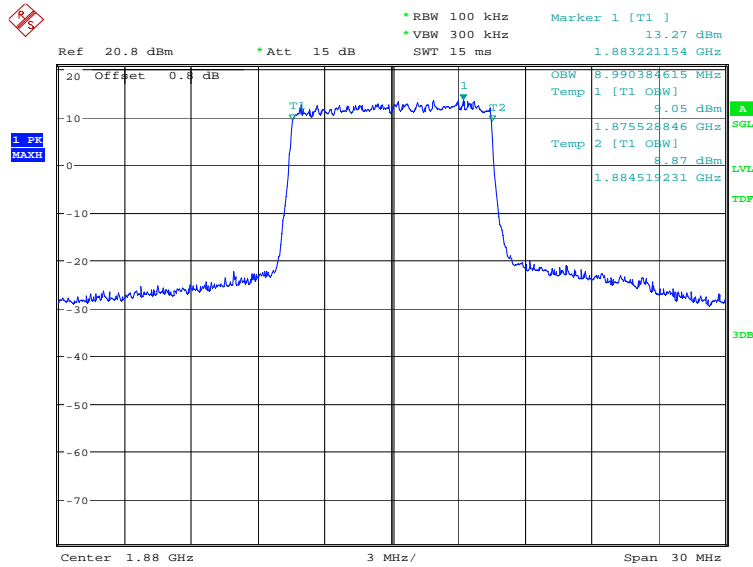


Date: 26.NOV.2019 13:19:11

LTE band 2, 10MHz (99%)

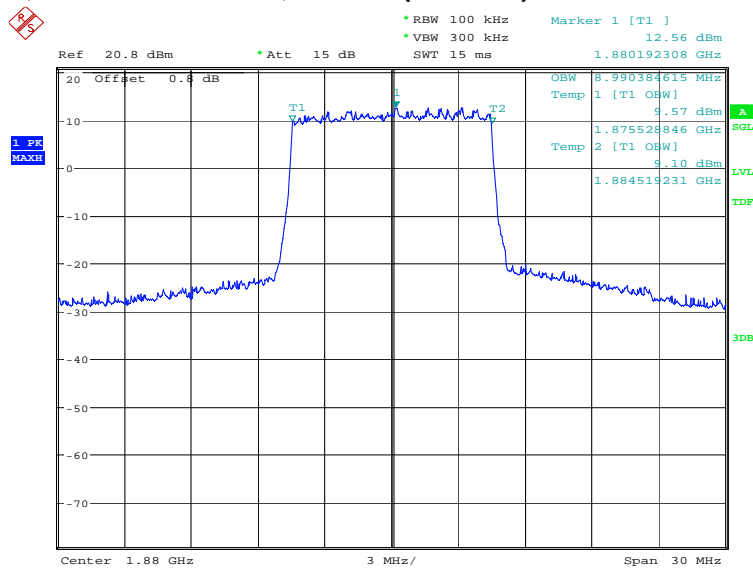
Frequency(MHz)	Occupied Bandwidth (99%) (kHz)	
1880.0	QPSK	16QAM
	8990.38	8990.38

LTE band 2, 10MHz Bandwidth, QPSK (99% BW)



Date: 26.NOV.2019 13:20:36

LTE band 2, 10MHz Bandwidth, 16QAM (99% BW)

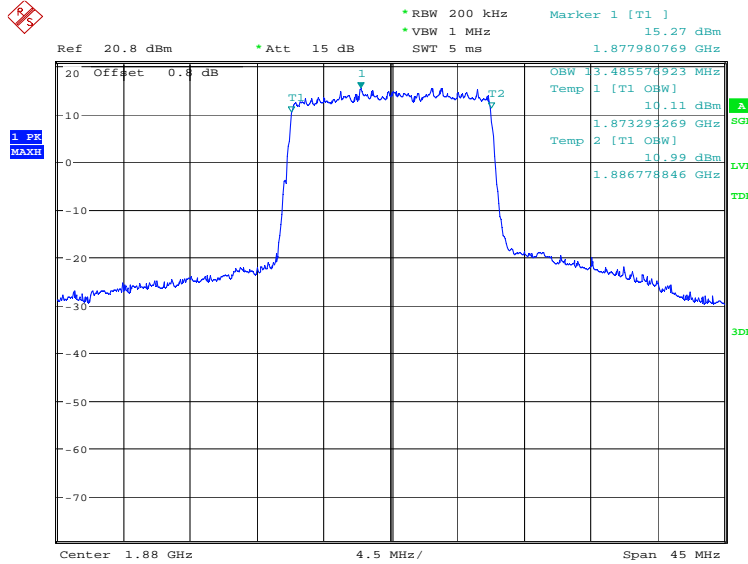


Date: 26.NOV.2019 13:22:01

LTE band 2, 15MHz (99%)

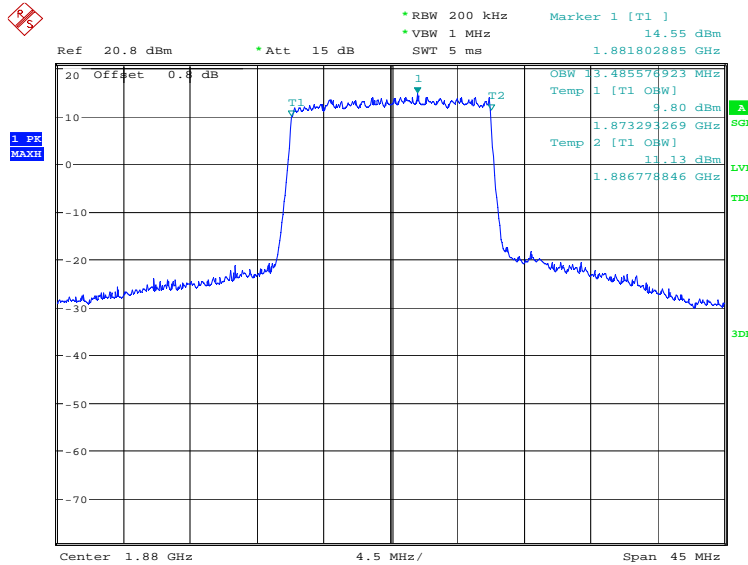
Frequency(MHz)	Occupied Bandwidth (99%) (kHz)	
1880.0	QPSK	16QAM
	13485.58	13485.58

LTE band 2, 15MHz Bandwidth, QPSK (99% BW)



Date: 26.NOV.2019 13:23:26

LTE band 2, 15MHz Bandwidth, 16QAM (99% BW)

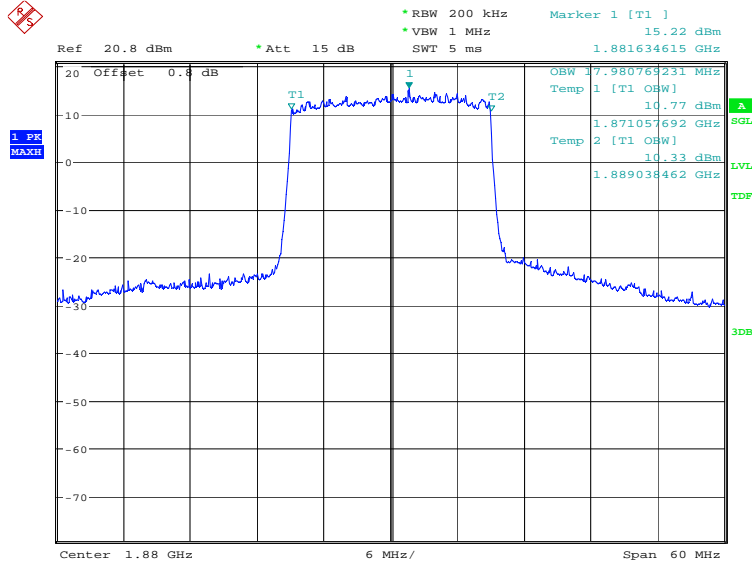


Date: 26.NOV.2019 13:24:50

LTE band 2, 20MHz (99%)

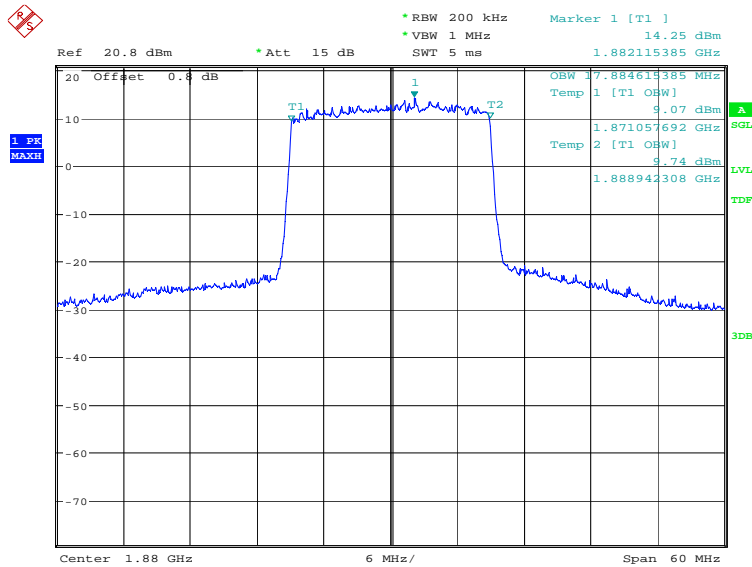
Frequency(MHz)	Occupied Bandwidth (99%) (kHz)	
1880.0	QPSK	16QAM
	17980.77	17884.62

LTE band 2, 20MHz Bandwidth, QPSK (99% BW)



Date: 26.NOV.2019 13:26:16

LTE band 2, 20MHz Bandwidth, 16QAM (99% BW)

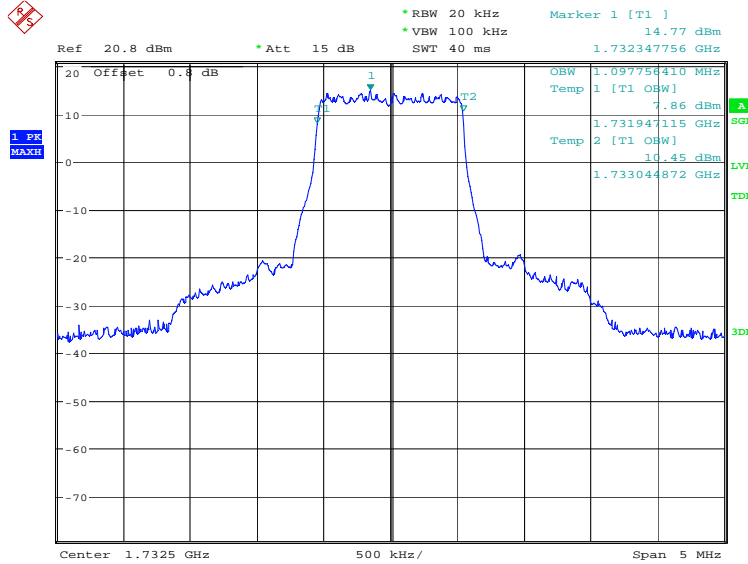


Date: 26.NOV.2019 13:27:40

LTE band 4, 1.4MHz (99%)

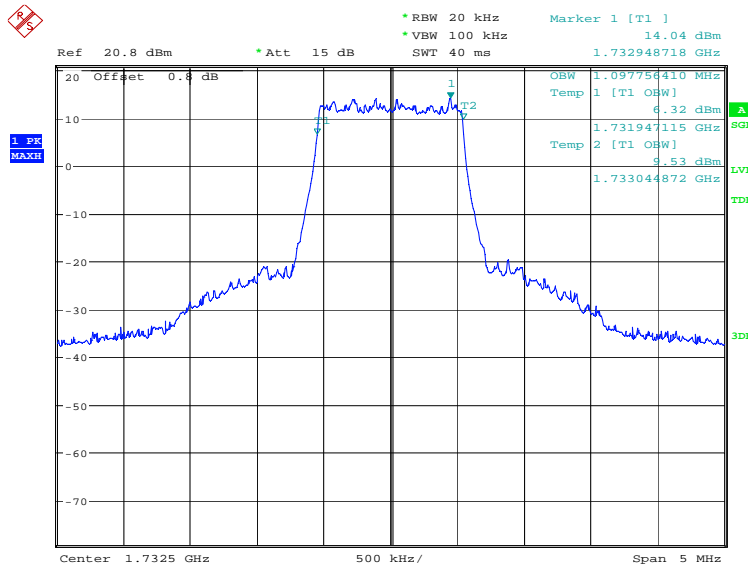
Frequency(MHz)	Occupied Bandwidth (99%) (kHz)	
1732.5	QPSK	16QAM
	1097.76	1097.76

LTE band 4, 1.4MHz Bandwidth, QPSK (99% BW)



Date: 26.NOV.2019 13:29:09

LTE band 4, 1.4MHz Bandwidth, 16QAM (99% BW)

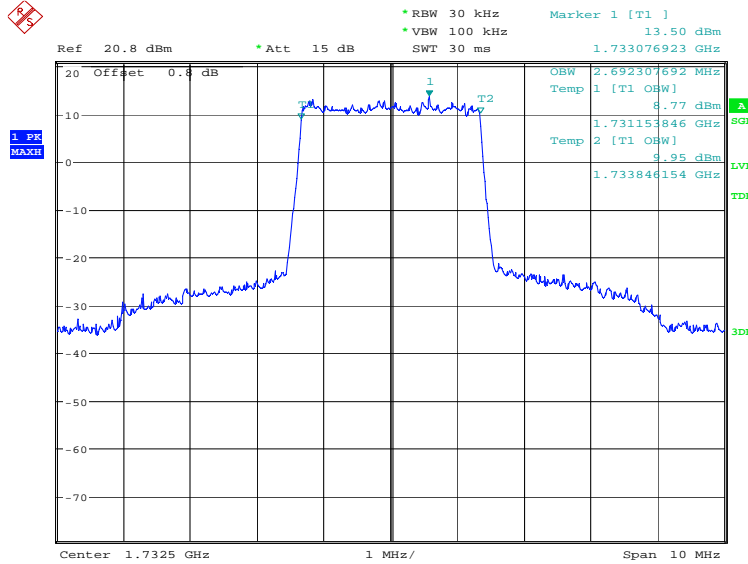


Date: 26.NOV.2019 13:30:33

LTE band 4, 3MHz (99%)

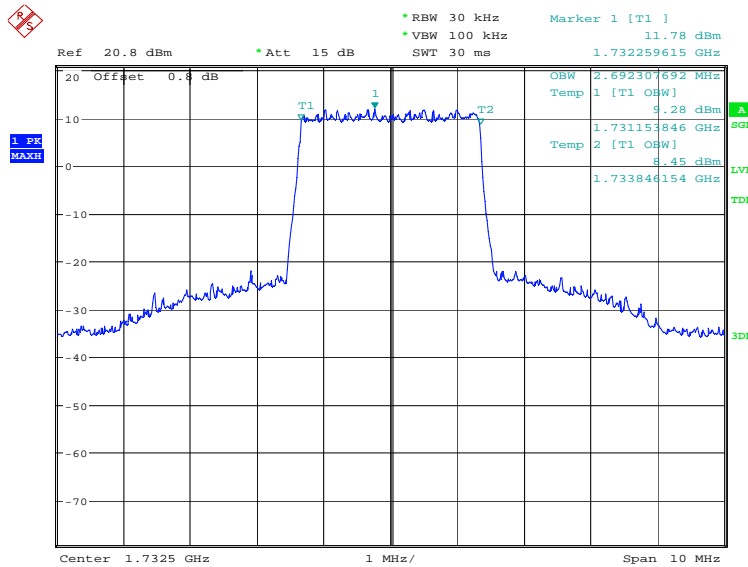
Frequency(MHz)	Occupied Bandwidth (99%) (kHz)	
1732.5	QPSK	16QAM
	2692.31	2692.31

LTE band 4, 3MHz Bandwidth, QPSK (99% BW)



Date: 26.NOV.2019 13:31:59

LTE band 4, 3MHz Bandwidth, 16QAM (99% BW)

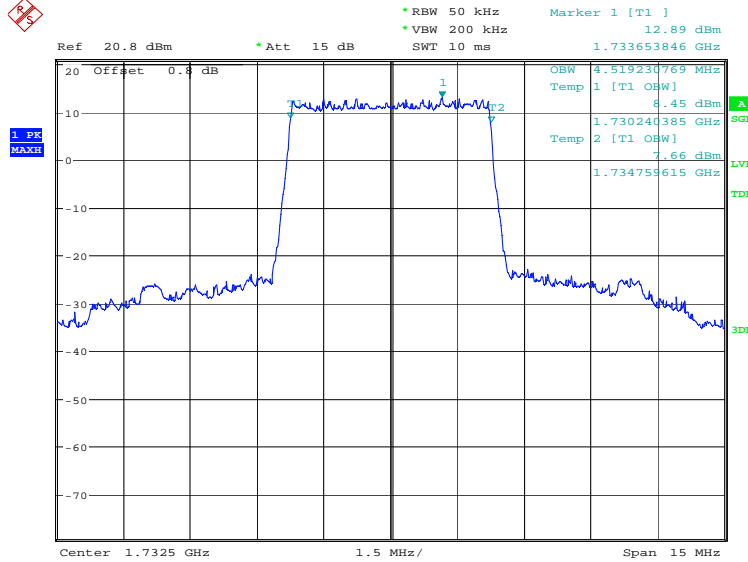


Date: 26.NOV.2019 13:33:23

LTE band 4, 5MHz (99%)

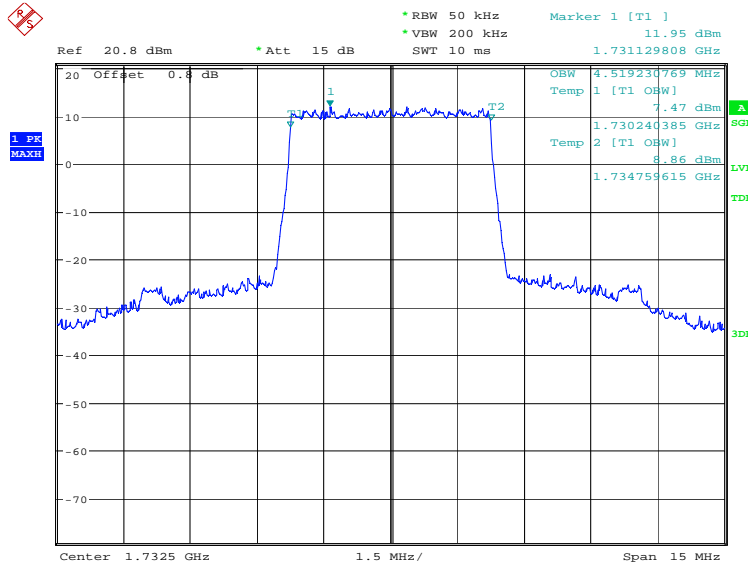
Frequency(MHz)	Occupied Bandwidth (99%) (kHz)	
1732.5	QPSK	16QAM
	4519.23	4519.23

LTE band 4, 5MHz Bandwidth, QPSK (99% BW)



Date: 26.NOV.2019 13:34:49

LTE band 4, 5MHz Bandwidth, 16QAM (99% BW)

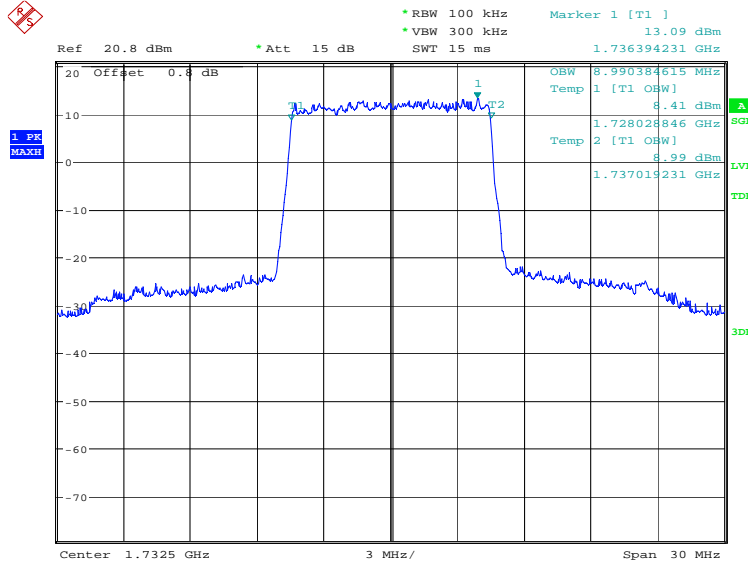


Date: 26.NOV.2019 13:36:13

LTE band 4, 10MHz (99%)

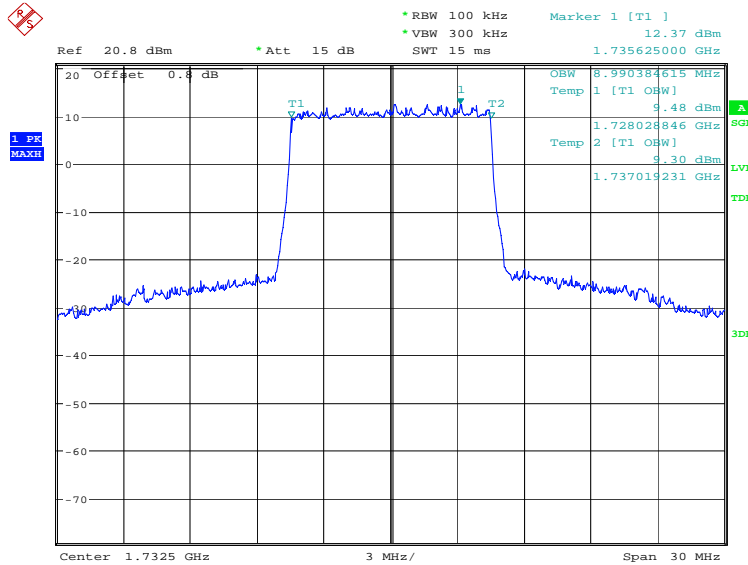
Frequency(MHz)	Occupied Bandwidth (99%) (kHz)	
1732.5	QPSK	16QAM
	8990.38	8990.38

LTE band 4, 10MHz Bandwidth, QPSK (99% BW)



Date: 26.NOV.2019 13:37:38

LTE band 4, 10MHz Bandwidth, 16QAM (99% BW)

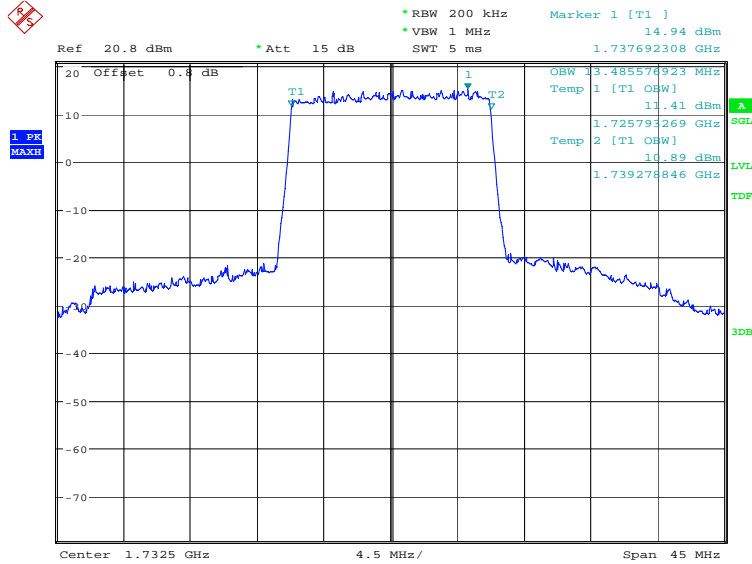


Date: 26.NOV.2019 13:39:02

LTE band 4, 15MHz (99%)

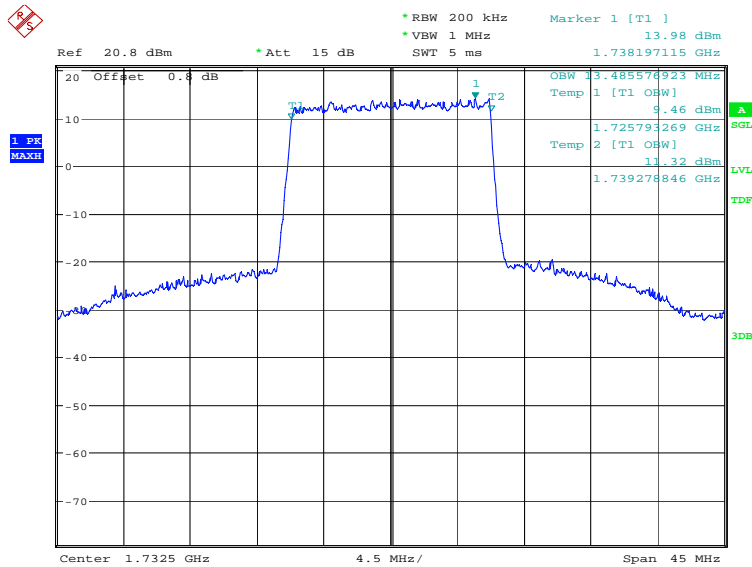
Frequency(MHz)	Occupied Bandwidth (99%) (kHz)	
1732.5	QPSK	16QAM
	13485.58	13485.58

LTE band 4, 15MHz Bandwidth, QPSK (99% BW)



Date: 26.NOV.2019 13:40:28

LTE band 4, 15MHz Bandwidth, 16QAM (99% BW)

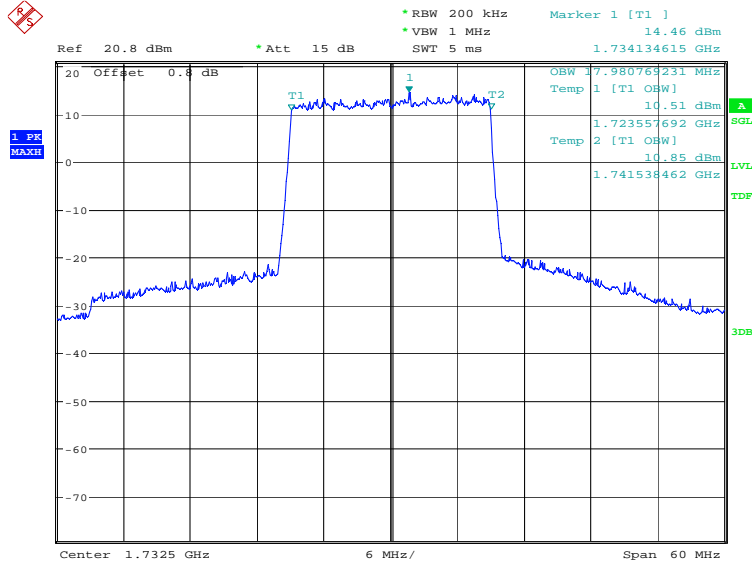


Date: 26.NOV.2019 13:41:52

LTE band 4, 20MHz (99%)

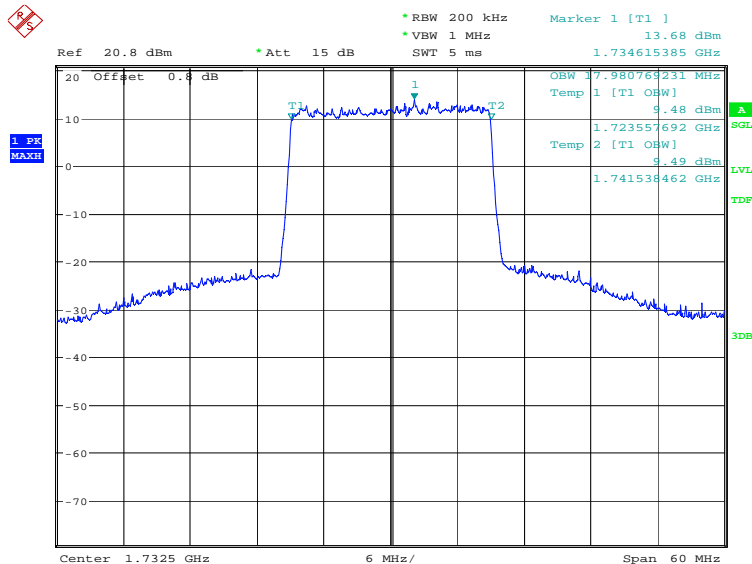
Frequency(MHz)	Occupied Bandwidth (99%) (kHz)	
1732.5	QPSK	16QAM
	17980.77	17980.77

LTE band 4, 20MHz Bandwidth, QPSK (99% BW)



Date: 26.NOV.2019 13:43:18

LTE band 4, 20MHz Bandwidth, 16QAM (99% BW)

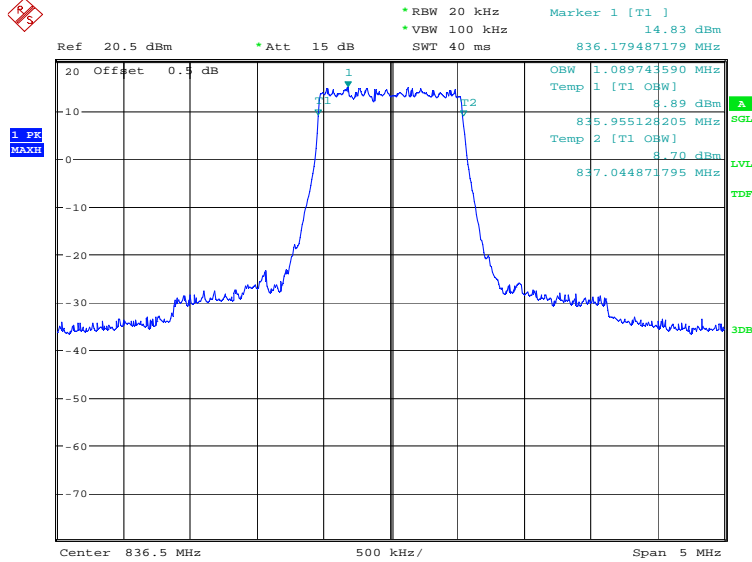


Date: 26.NOV.2019 13:44:42

LTE band 5, 1.4MHz (99%)

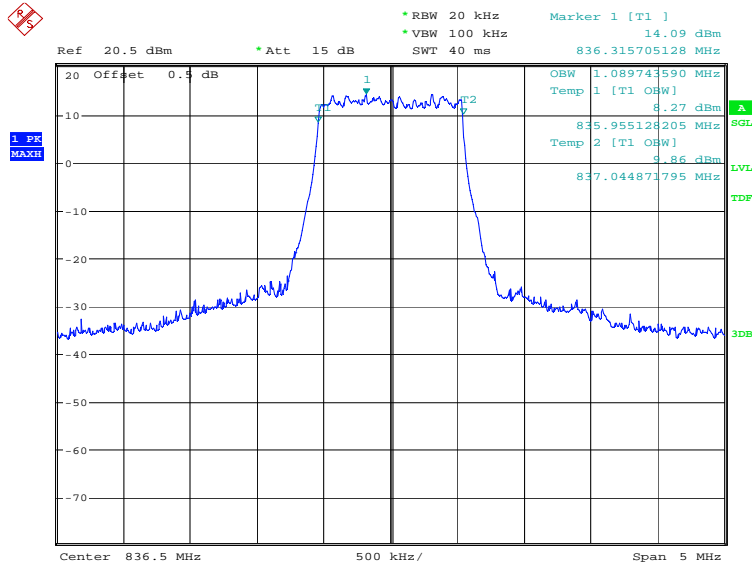
Frequency(MHz)	Occupied Bandwidth (99%) (kHz)	
836.5	QPSK	16QAM
	1089.74	1089.74

LTE band 5, 1.4MHz Bandwidth, QPSK (99% BW)



Date: 26.NOV.2019 13:48:35

LTE band 5, 1.4MHz Bandwidth, 16QAM (99% BW)

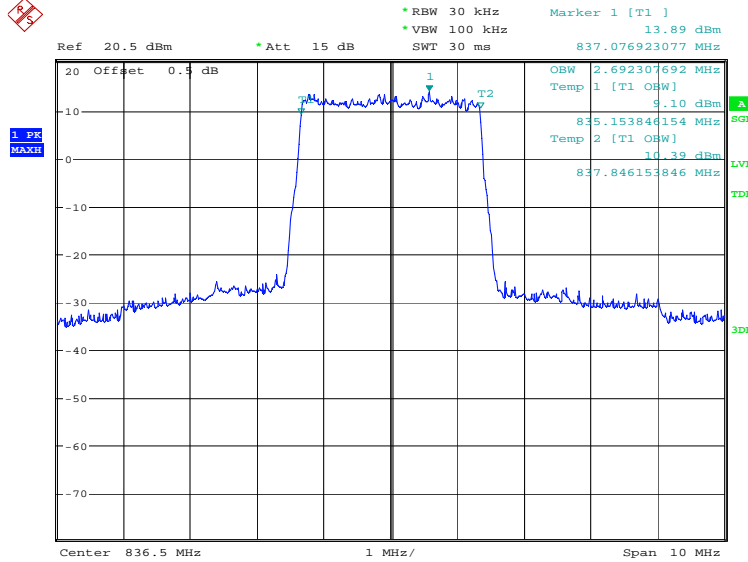


Date: 26.NOV.2019 13:50:00

LTE band 5, 3MHz (99%)

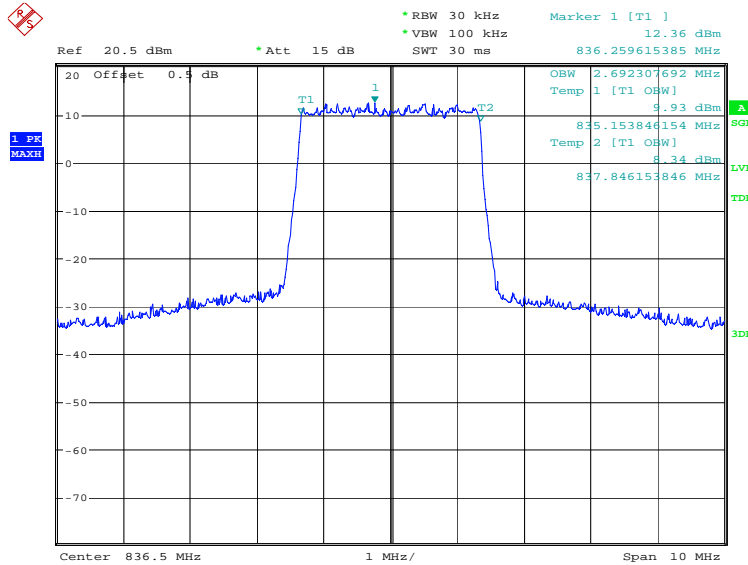
Frequency(MHz)	Occupied Bandwidth (99%) (kHz)	
836.5	QPSK	16QAM
	2692.31	2692.31

LTE band 5, 3MHz Bandwidth, QPSK (99% BW)



Date: 26.NOV.2019 13:51:25

LTE band 5, 3MHz Bandwidth, 16QAM (99% BW)

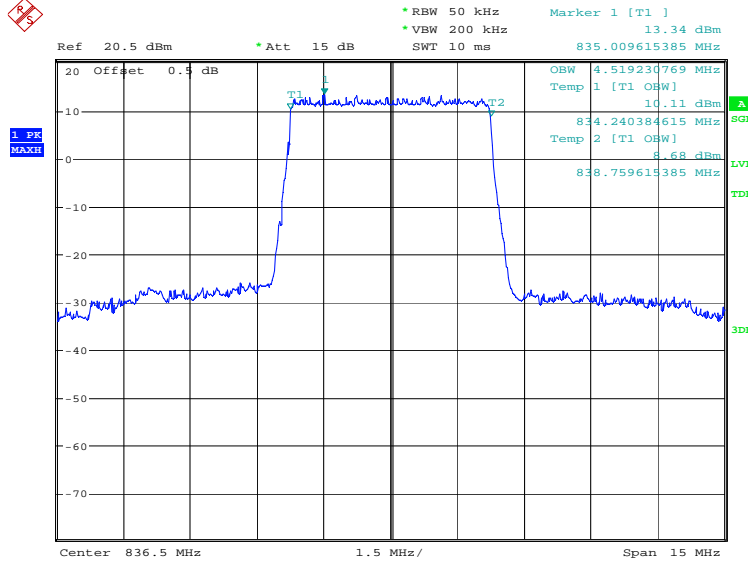


Date: 26.NOV.2019 13:52:49

LTE band 5, 5MHz (99%)

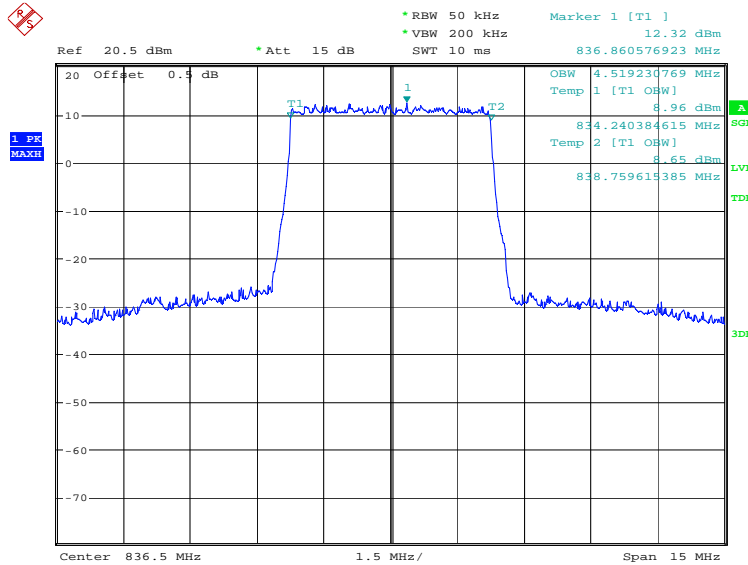
Frequency(MHz)	Occupied Bandwidth (99%) (kHz)	
836.5	QPSK	16QAM
	4519.23	4519.23

LTE band 5, 5MHz Bandwidth, QPSK (99% BW)



Date: 26.NOV.2019 13:54:15

LTE band 5, 5MHz Bandwidth, 16QAM (99% BW)

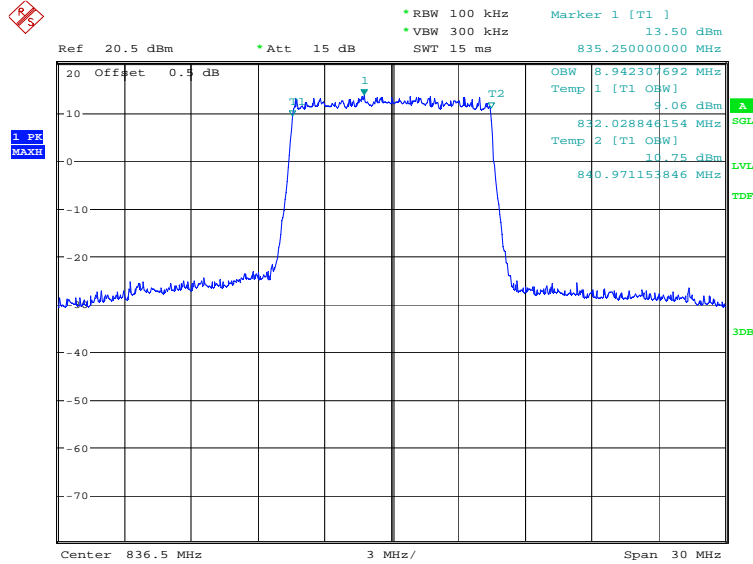


Date: 26.NOV.2019 13:55:39

LTE band 5, 10MHz (99%)

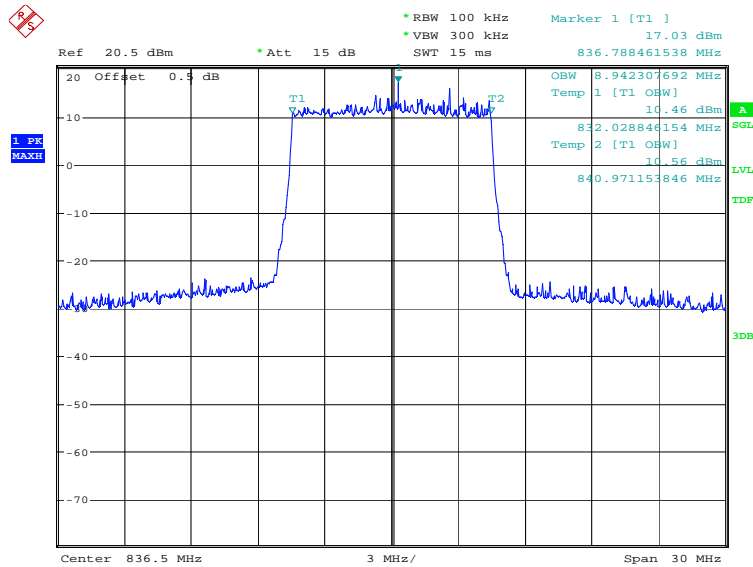
Frequency(MHz)	Occupied Bandwidth (99%) (kHz)	
836.5	QPSK	16QAM
	8942.31	8942.31

LTE band 5, 10MHz Bandwidth, QPSK (99% BW)



Date: 26.NOV.2019 13:57:05

LTE band 5, 10MHz Bandwidth, 16QAM (99% BW)

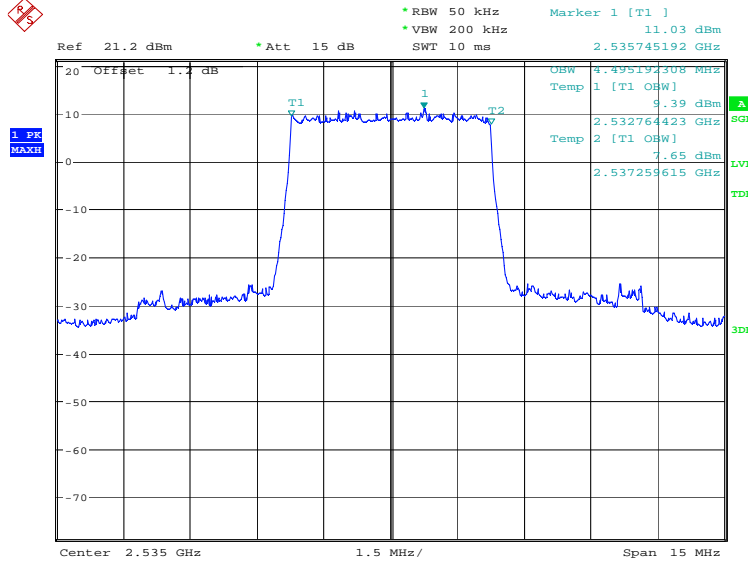


Date: 26.NOV.2019 13:58:28

LTE band 7, 5MHz (99%)

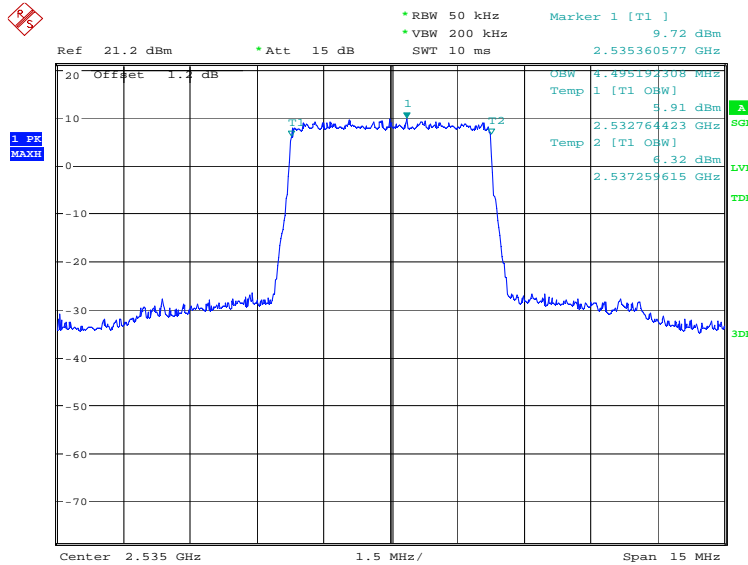
Frequency (MHz)	Occupied Bandwidth (99%) (kHz)	
2535.0	QPSK	16QAM
	4495.19	4495.19

LTE band 7, 5MHz Bandwidth, QPSK (99% BW)



Date: 4.NOV.2019 14:50:00

LTE band 7, 5MHz Bandwidth, 16QAM (99% BW)

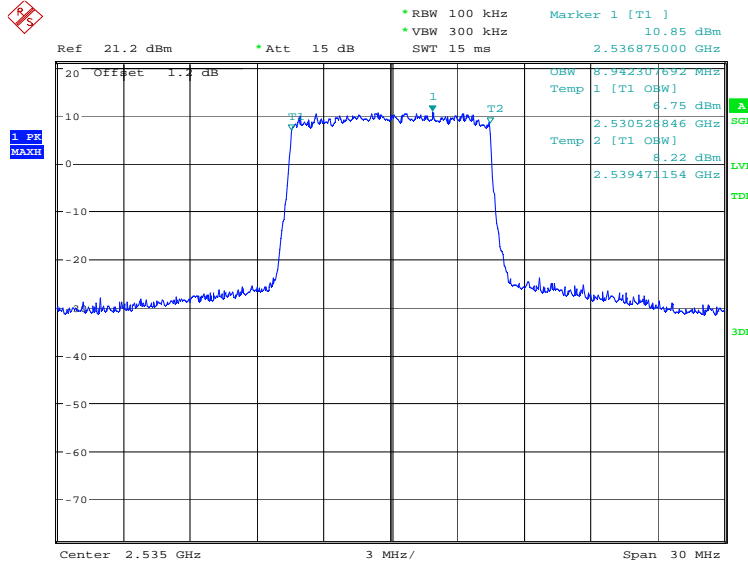


Date: 4.NOV.2019 14:51:24

LTE band 7, 10MHz (99%)

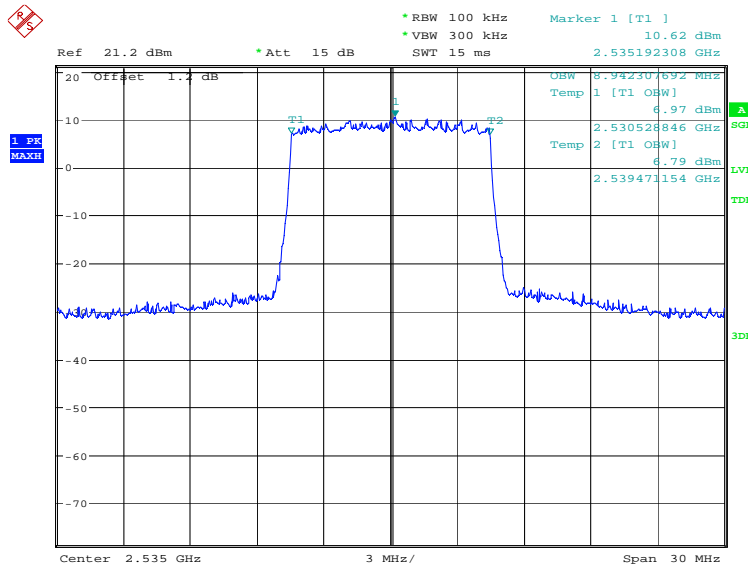
Frequency (MHz)	Occupied Bandwidth (99%) (kHz)	
2535.0	QPSK	16QAM
	8942.31	8942.31

LTE band 7, 10MHz Bandwidth, QPSK (99% BW)



Date: 4.NOV.2019 14:52:50

LTE band 7, 10MHz Bandwidth, 16QAM (99% BW)

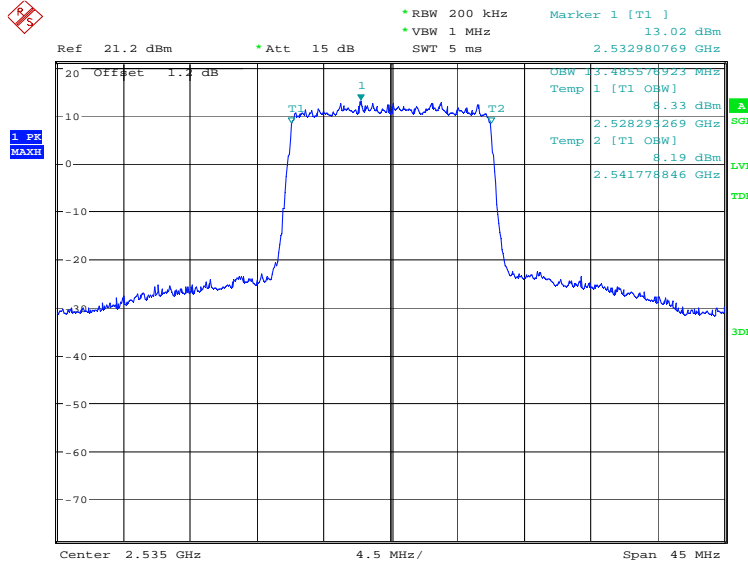


Date: 4.NOV.2019 14:54:14

LTE band 7, 15MHz (99%)

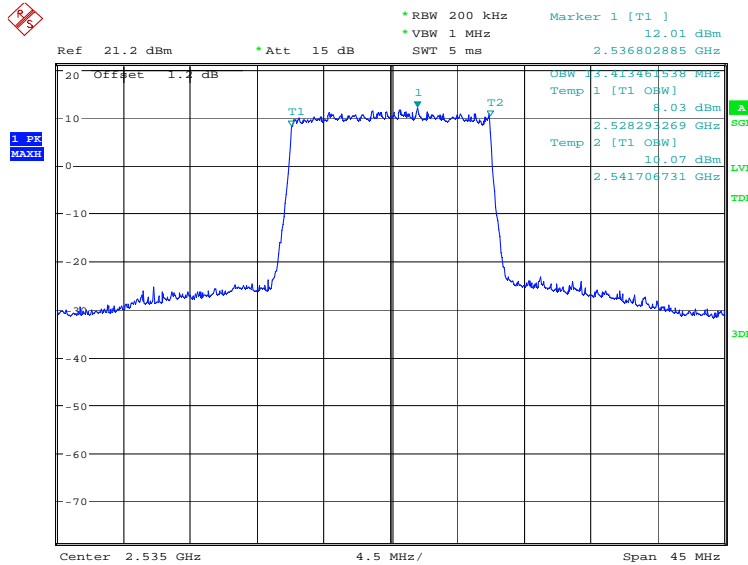
Frequency (MHz)	Occupied Bandwidth (99%) (kHz)	
2535.0	QPSK	16QAM
	13485.58	13413.46

LTE band 7, 15MHz Bandwidth, QPSK (99% BW)



Date: 4.NOV.2019 14:55:40

LTE band 7, 15MHz Bandwidth, 16QAM (99% BW)

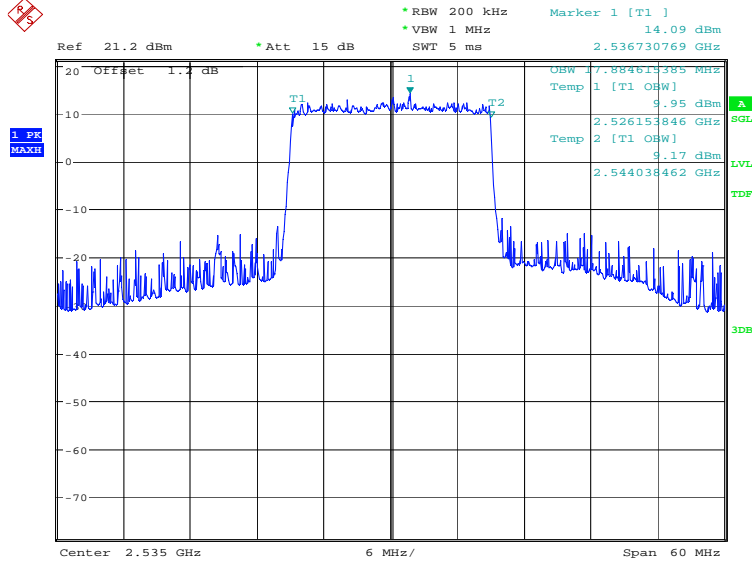


Date: 4.NOV.2019 14:57:04

LTE band 7, 20MHz (99%)

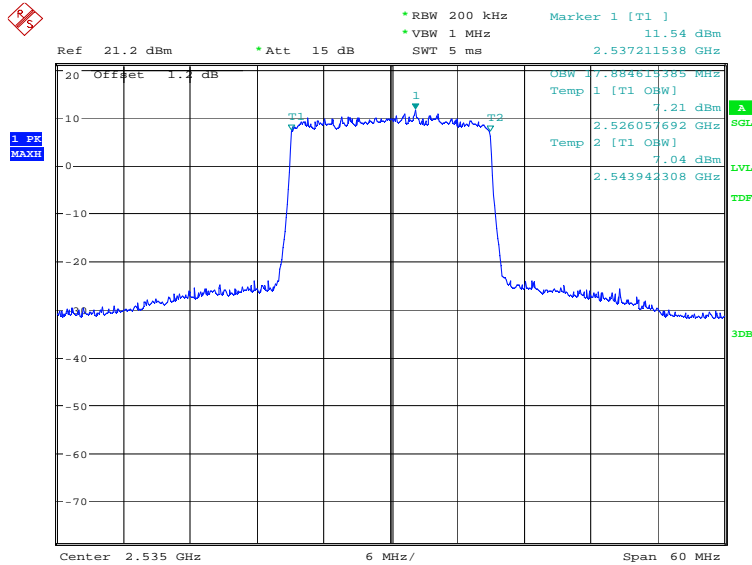
Frequency (MHz)	Occupied Bandwidth (99%) (kHz)	
2535.0	QPSK	16QAM
	17884.62	17884.62

LTE band 7, 20MHz Bandwidth, QPSK (99% BW)



Date: 4.NOV.2019 14:58:30

LTE band 7, 20MHz Bandwidth, 16QAM (99% BW)

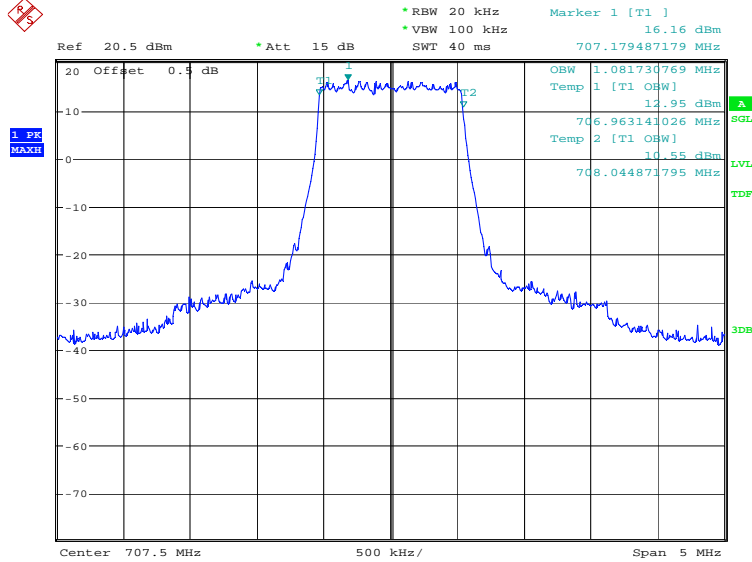


Date: 4.NOV.2019 14:59:54

LTE band 12, 1.4MHz (99%)

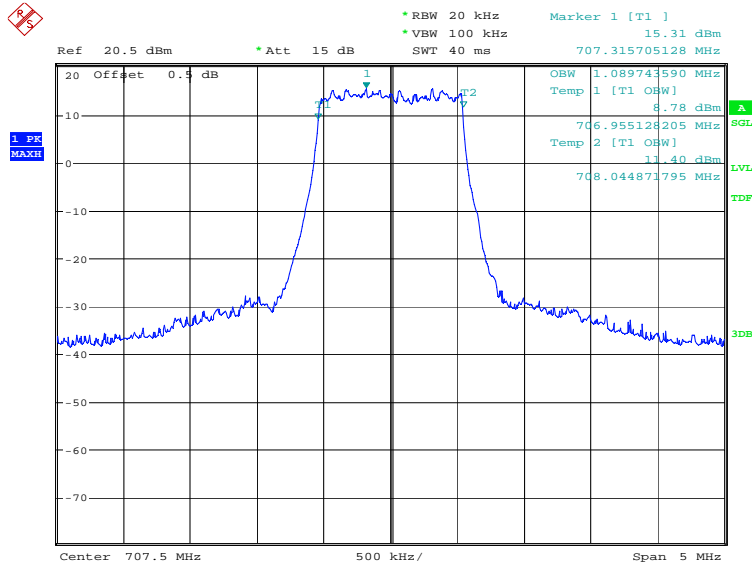
Frequency(MHz)	Occupied Bandwidth (99%) (kHz)	
707.5	QPSK	16QAM
	1081.73	1089.74

LTE band 12, 1.4MHz Bandwidth, QPSK (99% BW)



Date: 26.NOV.2019 14:01:25

LTE band 12, 1.4MHz Bandwidth, 16QAM (99% BW)

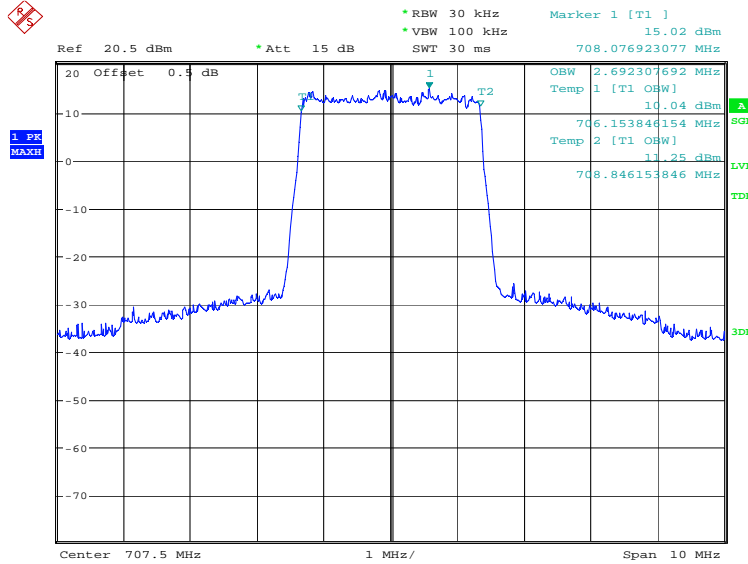


Date: 26.NOV.2019 14:02:48

LTE band 12, 3MHz (99%)

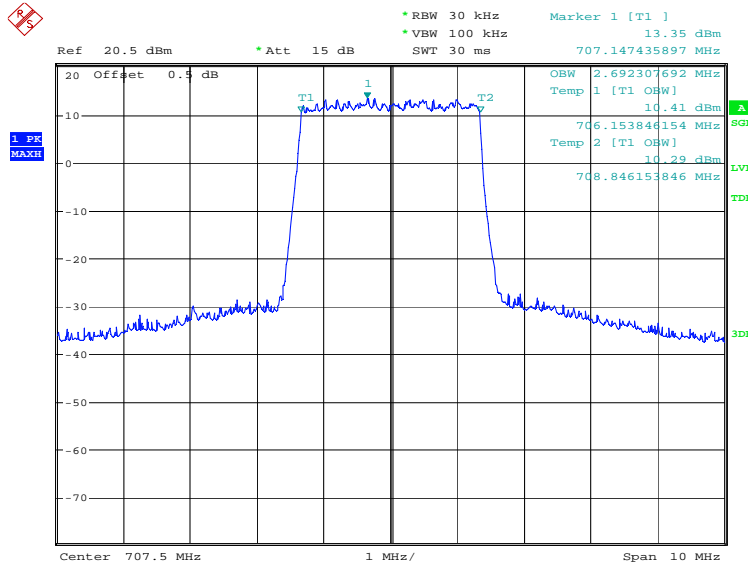
Frequency(MHz)	Occupied Bandwidth (99%) (kHz)	
707.5	QPSK	16QAM
	2692.31	2692.31

LTE band 12, 3MHz Bandwidth, QPSK (99% BW)



Date: 26.NOV.2019 14:04:13

LTE band 12, 3MHz Bandwidth, 16QAM (99% BW)

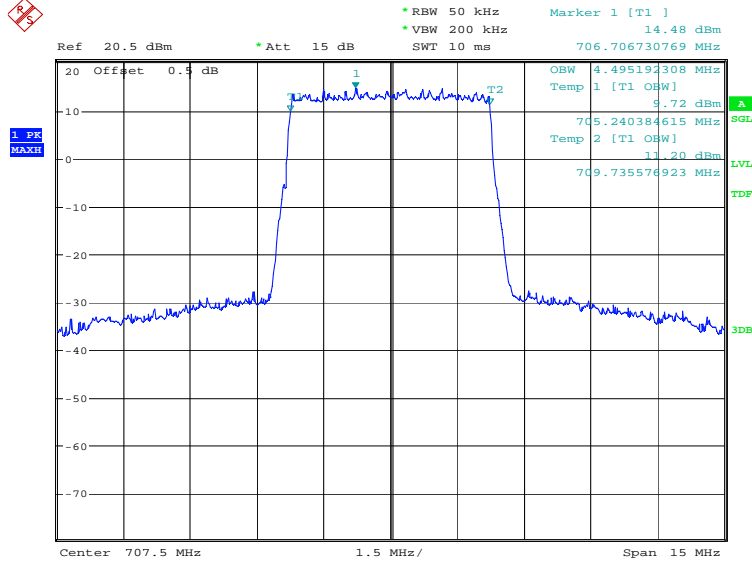


Date: 26.NOV.2019 14:05:37

LTE band 12, 5MHz (99%)

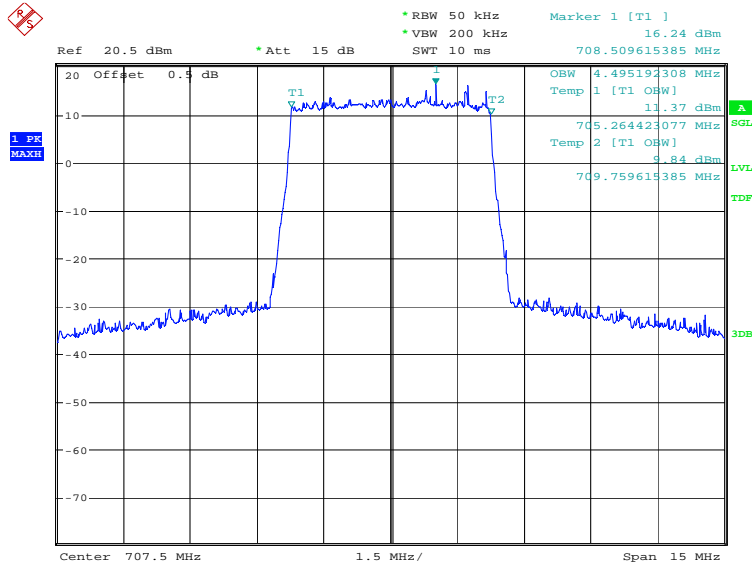
Frequency(MHz)	Occupied Bandwidth (99%) (kHz)	
707.5	QPSK	16QAM
	4495.19	4495.19

LTE band 12, 5MHz Bandwidth, QPSK (99% BW)



Date: 26.NOV.2019 14:07:02

LTE band 12, 5MHz Bandwidth, 16QAM (99% BW)

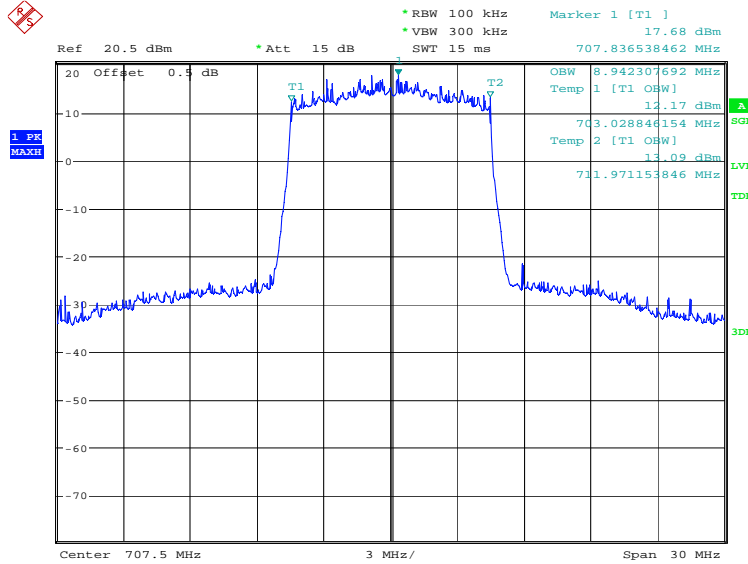


Date: 26.NOV.2019 14:08:25

LTE band 12, 10MHz (99%)

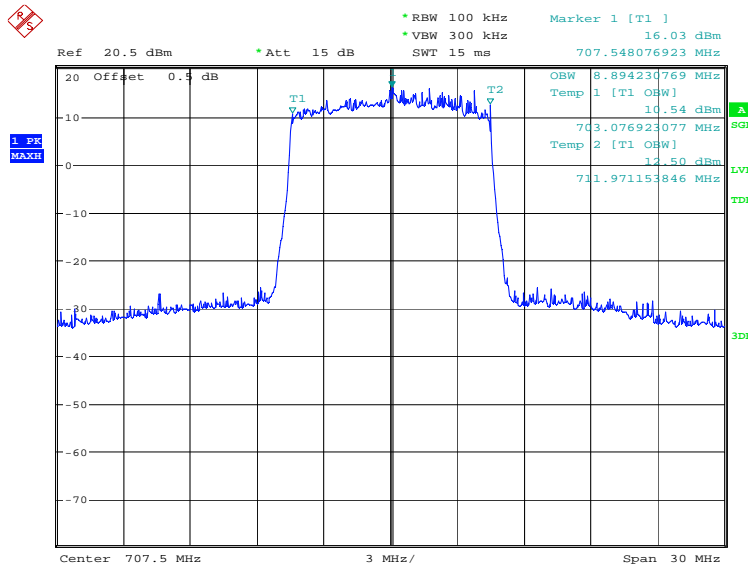
Frequency(MHz)	Occupied Bandwidth (99%) (kHz)	
707.5	QPSK	16QAM
	8942.31	8894.23

LTE band 12, 10MHz Bandwidth, QPSK (99% BW)



Date: 26.NOV.2019 14:10:53

LTE band 12, 10MHz Bandwidth, 16QAM (99% BW)

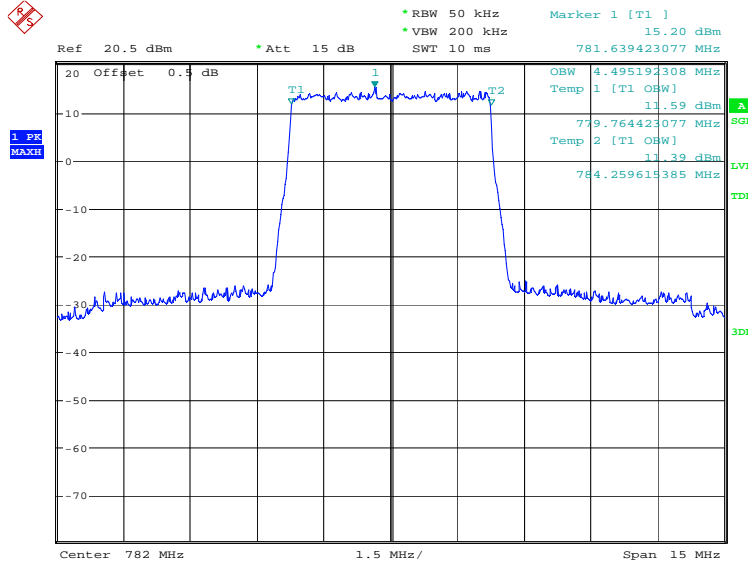


Date: 26.NOV.2019 14:12:17

LTE band 13, 5MHz (99%)

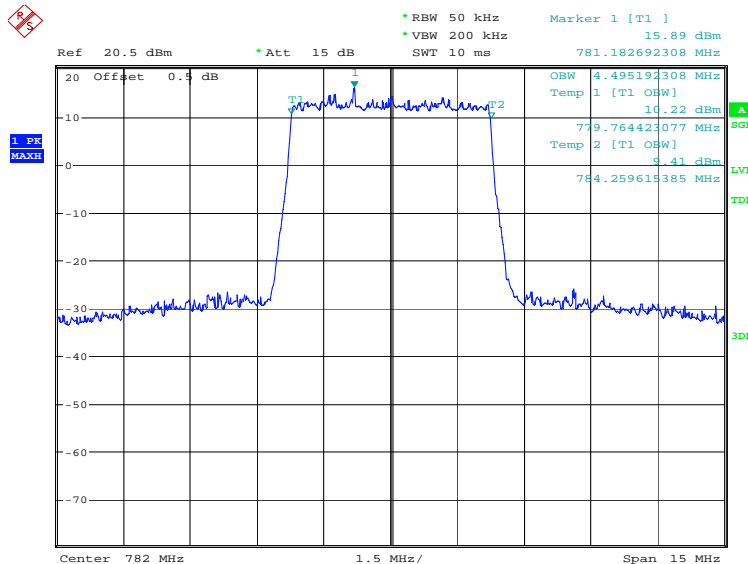
Frequency(MHz)	Occupied Bandwidth (99%) (kHz)	
782.0	QPSK	16QAM
	4495.19	4495.19

LTE band 13, 5MHz Bandwidth, QPSK (99% BW)



Date: 26.NOV.2019 17:15:14

LTE band 13, 5MHz Bandwidth, 16QAM (99% BW)

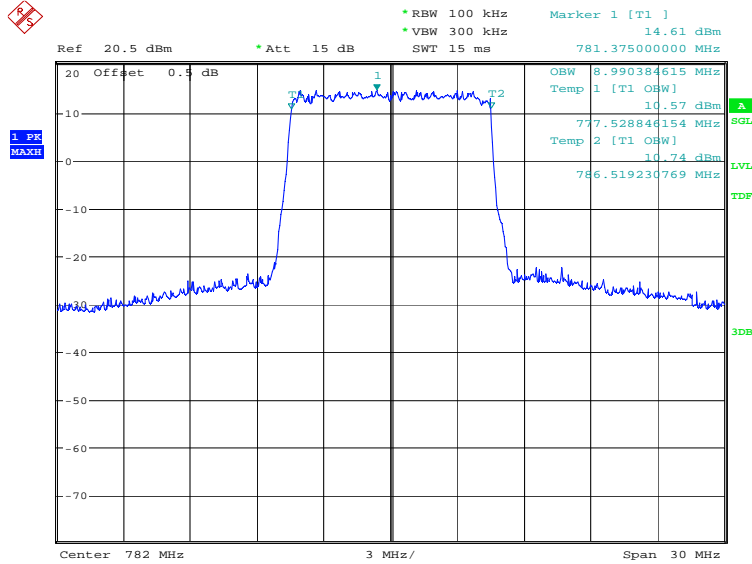


Date: 26.NOV.2019 17:16:38

LTE band 13, 10MHz (99%)

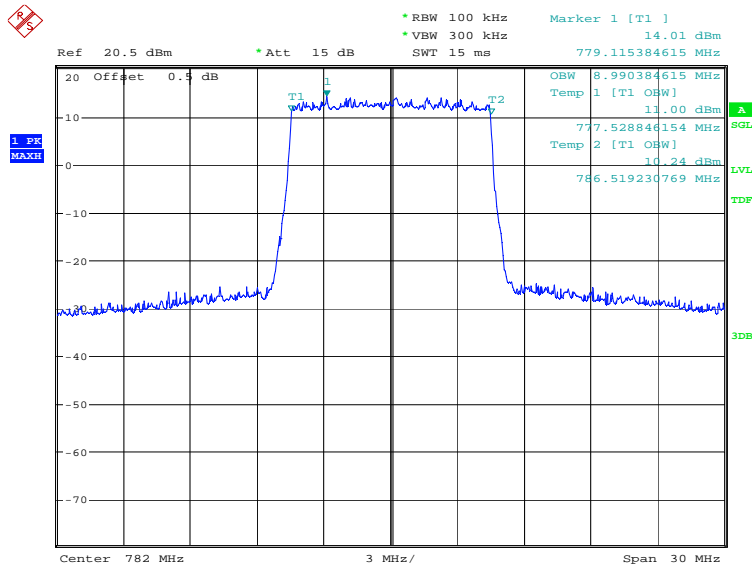
Frequency(MHz)	Occupied Bandwidth (99%) (kHz)	
782.0	QPSK	16QAM
	8990.38	8990.38

LTE band 13, 10MHz Bandwidth, QPSK (99% BW)



Date: 26.NOV.2019 17:18:04

LTE band 13, 10MHz Bandwidth, 16QAM (99% BW)

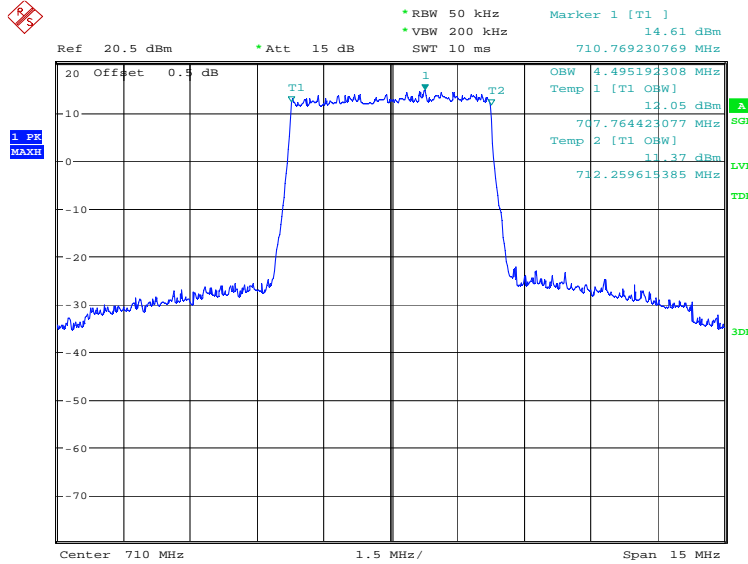


Date: 26.NOV.2019 17:19:28

LTE band 17, 5MHz(99% BW)

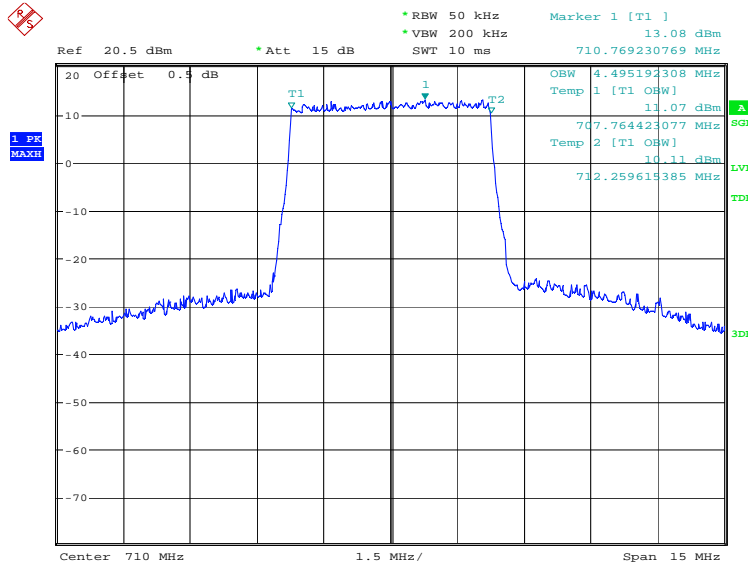
Frequency (MHz)	Occupied Bandwidth (99% BW) (kHz)	
710.0	QPSK	16QAM
	4495.19	4495.19

LTE band 17, 5MHz Bandwidth, QPSK(99% BW)



Date: 24.FEB.2020 14:06:01

LTE band 17, 5MHz Bandwidth, 16QAM(99% BW)

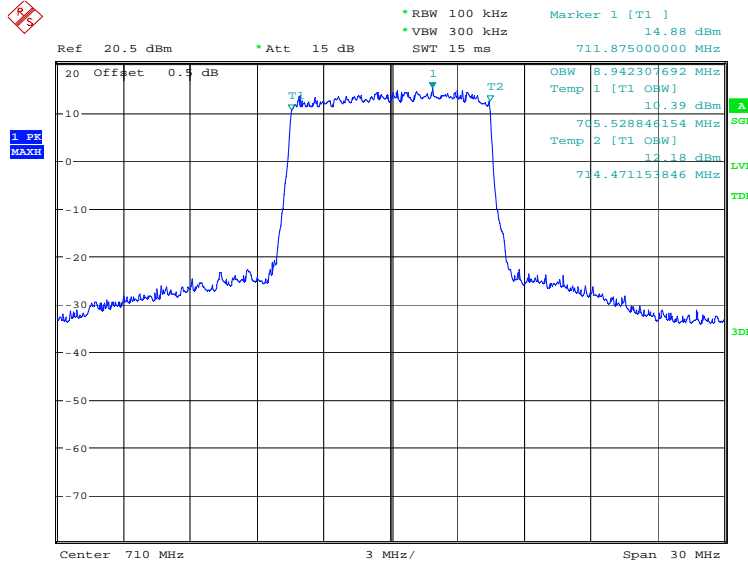


Date: 24.FEB.2020 14:07:25

LTE band 17, 10MHz(99% BW)

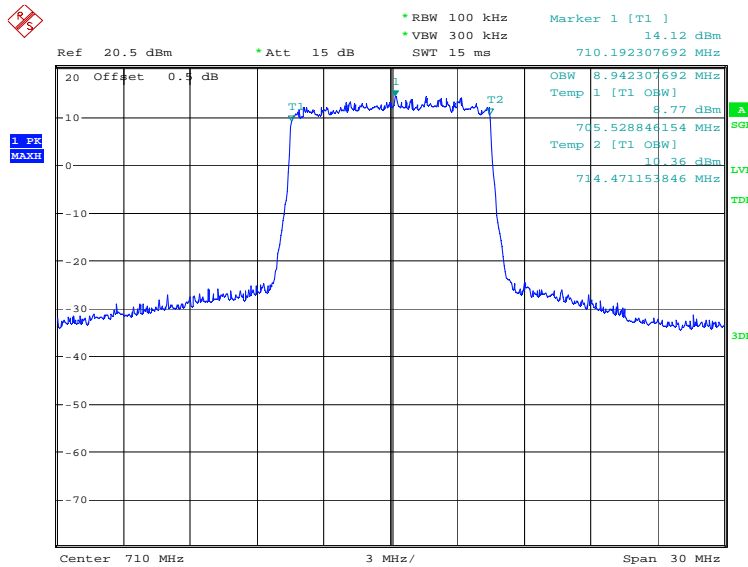
Frequency (MHz)	Occupied Bandwidth (99% BW) (kHz)	
710.0	QPSK	16QAM
	8942.31	8942.31

LTE band 17, 10MHz Bandwidth, QPSK(99% BW)



Date: 24.FEB.2020 14:08:51

LTE band 17, 10MHz Bandwidth, 16QAM(99% BW)

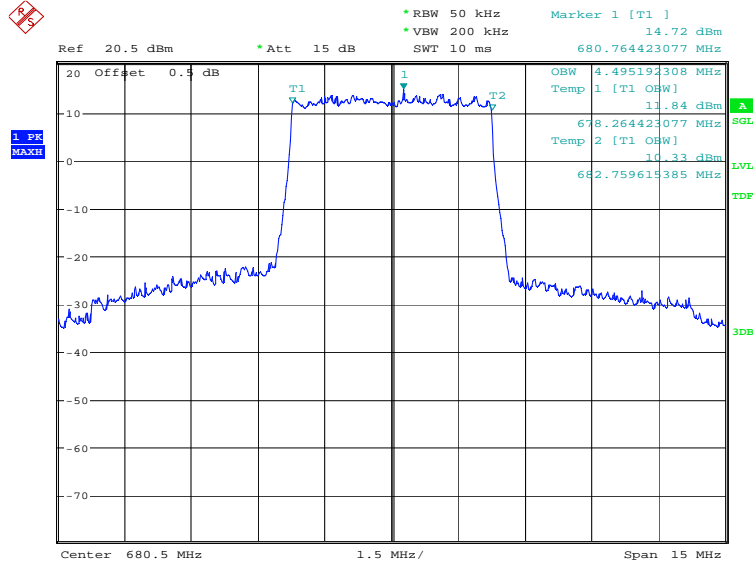


Date: 24.FEB.2020 14:10:15

LTE band 71, 5MHz (99%)

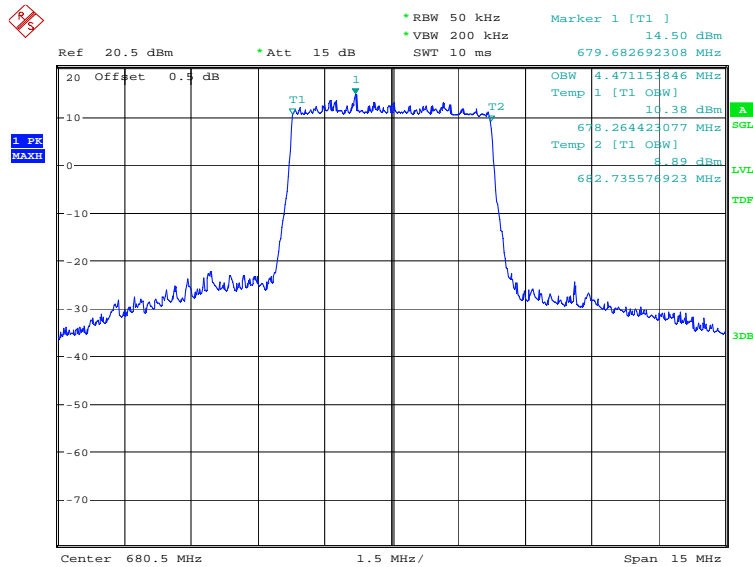
Frequency(MHz)	Occupied Bandwidth (99%) (kHz)	
680.5	QPSK	16QAM
	4495.19	4471.15

LTE band 71, 5MHz Bandwidth, QPSK (99% BW)



Date: 26.NOV.2019 14:14:54

LTE band 71, 5MHz Bandwidth, 16QAM (99% BW)

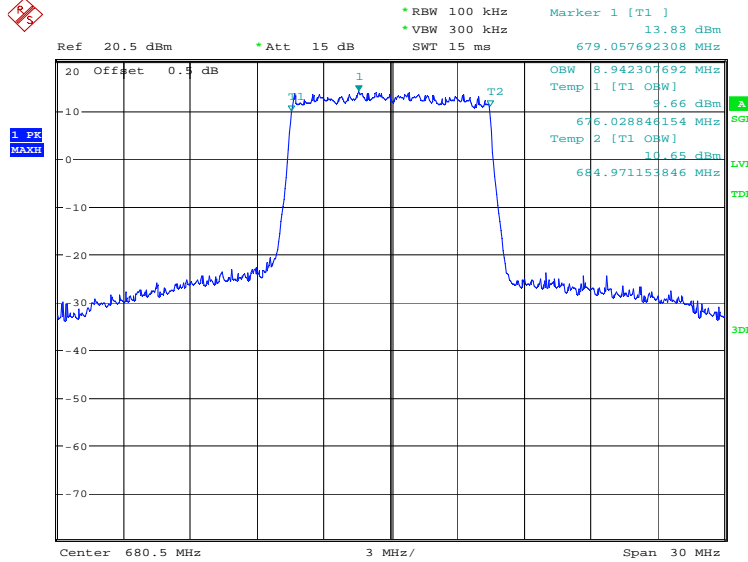


Date: 26.NOV.2019 14:16:17

LTE band 71, 10MHz (99%)

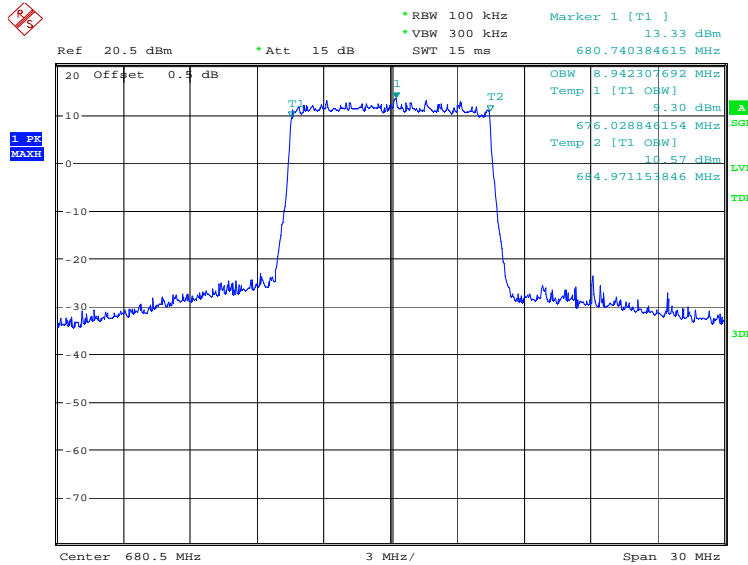
Frequency(MHz)	Occupied Bandwidth (99%) (kHz)	
680.5	QPSK	16QAM
	8942.31	8942.31

LTE band 71, 10MHz Bandwidth, QPSK (99% BW)



Date: 26.NOV.2019 14:17:43

LTE band 71, 10MHz Bandwidth, 16QAM (99% BW)

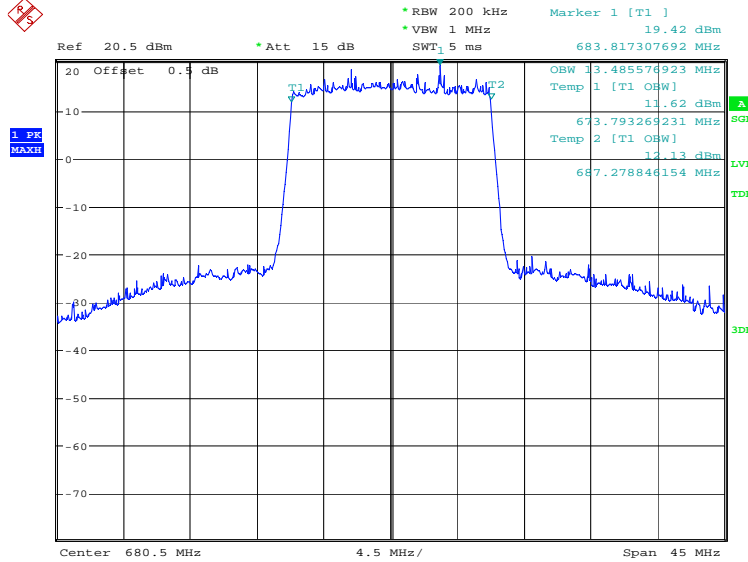


Date: 26.NOV.2019 14:19:06

LTE band 71, 15MHz (99%)

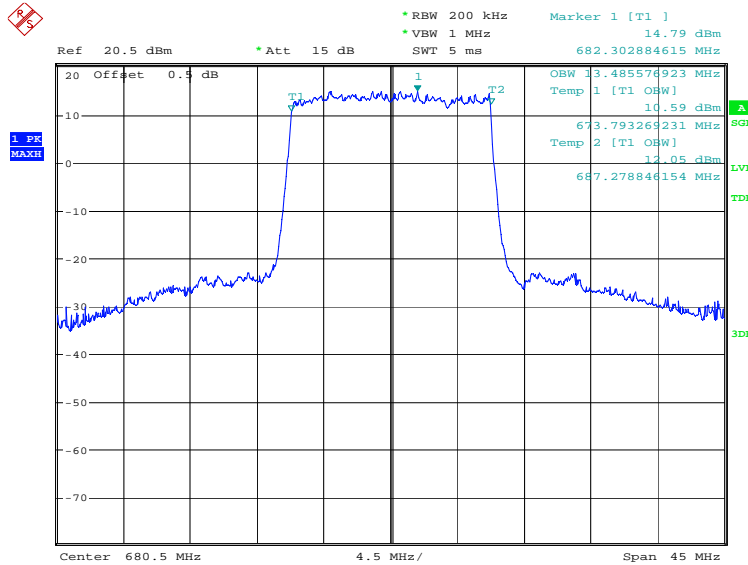
Frequency(MHz)	Occupied Bandwidth (99%) (kHz)	
680.5	QPSK	16QAM
	13485.58	13485.58

LTE band 71, 15MHz Bandwidth, QPSK (99% BW)



Date: 26.NOV.2019 14:20:31

LTE band 71, 15MHz Bandwidth, 16QAM (99% BW)

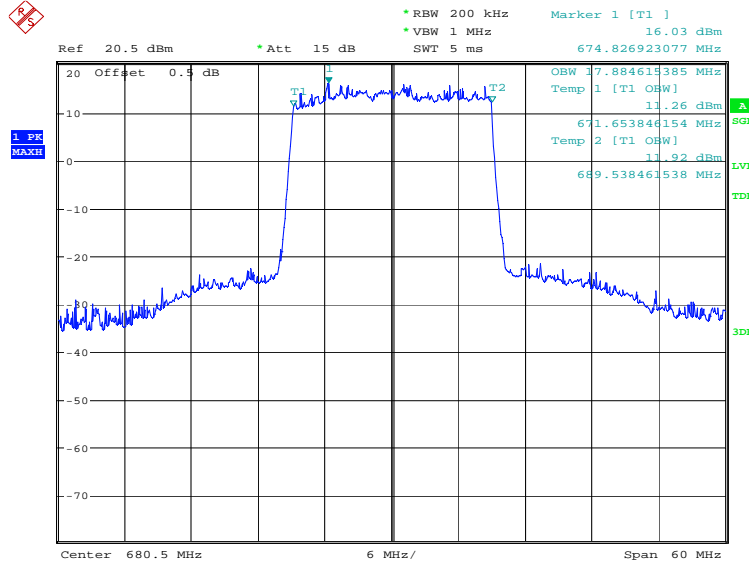


Date: 26.NOV.2019 14:21:55

LTE band 71, 20MHz (99%)

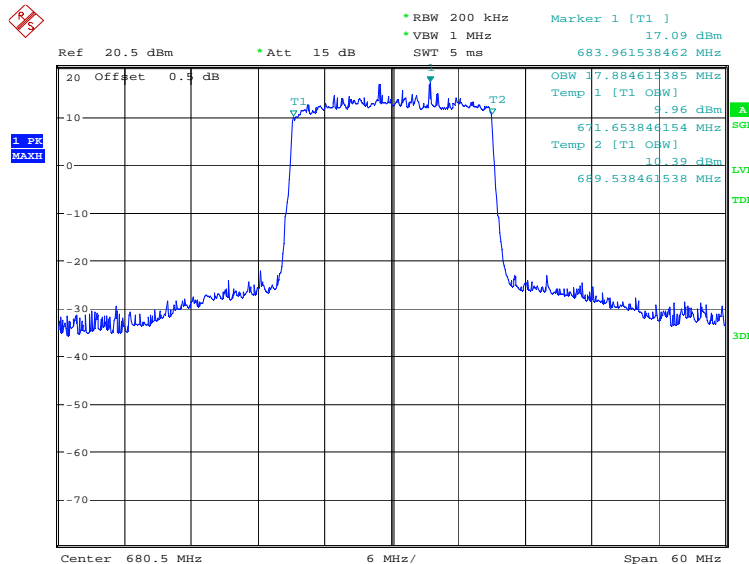
Frequency(MHz)	Occupied Bandwidth (99%) (kHz)	
680.5	QPSK	16QAM
	17884.62	17884.62

LTE band 71, 20MHz Bandwidth, QPSK (99% BW)



Date: 26.NOV.2019 14:23:20

LTE band 71, 20MHz Bandwidth, 16QAM (99% BW)



Date: 26.NOV.2019 14:24:43

A.5 EMISSION BANDWIDTH

The emission bandwidth is defined as the width of the signal between two points, one below the carrier center frequency and one above the carrier center frequency, outside of which all emissions are attenuated at least 26 dB below the transmitter power. Table below lists the measured -26dBc BW. Spectrum analyzer plots are included on the following pages.

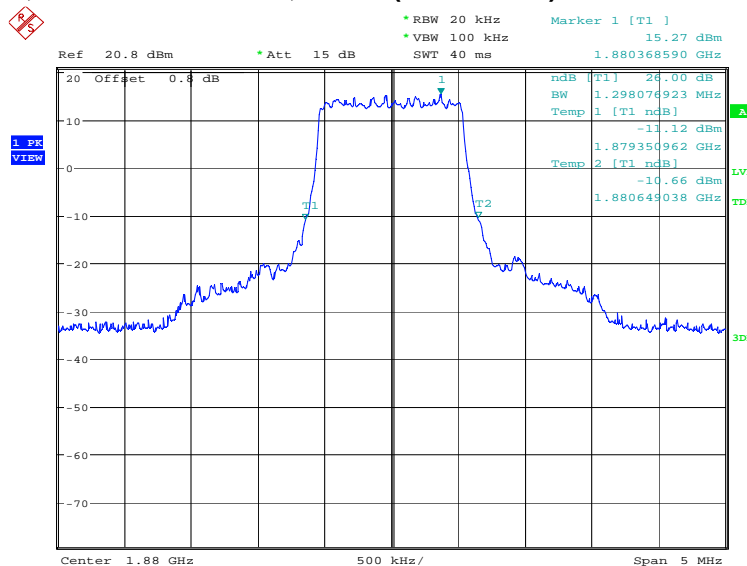
The measurement method is from ANSI C63.26:

- The spectrum analyzer center frequency is set to the nominal EUT channel center frequency. The span range for the spectrum analyzer shall be wide enough to see sufficient roll off of the signal to make the measurement.
- The nominal RBW shall be in the range of 1% to 5% of the anticipated OBW, and the VBW shall be set $\geq 3 \times$ RBW.
- Set the reference level of the instrument as required to prevent the signal amplitude from exceeding the maximum spectrum analyzer input mixer level for linear operation.
- The dynamic range of the spectrum analyzer at the selected RBW shall be more than 10 dB below the target “-X dB” requirement, i.e., if the requirement calls for measuring the -26 dB OBW, the spectrum analyzer noise floor at the selected RBW shall be at least 36 dB below the reference level.
- Set spectrum analyzer detection mode to peak, and the trace mode to max hold.

LTE band 2, 1.4MHz (-26dBc)

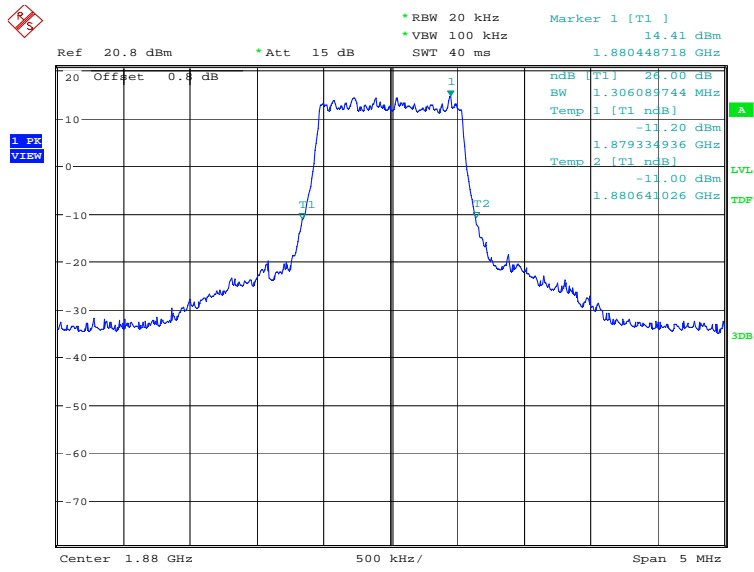
Frequency(MHz)	Occupied Bandwidth (-26dBc) (kHz)	
	1880.0	QPSK
	1298.08	1306.09

LTE band 2, 1.4MHz Bandwidth, QPSK (-26dBc BW)



Date: 26.NOV.2019 14:27:20

LTE band 2, 1.4MHz Bandwidth, 16QAM (-26dBc BW)

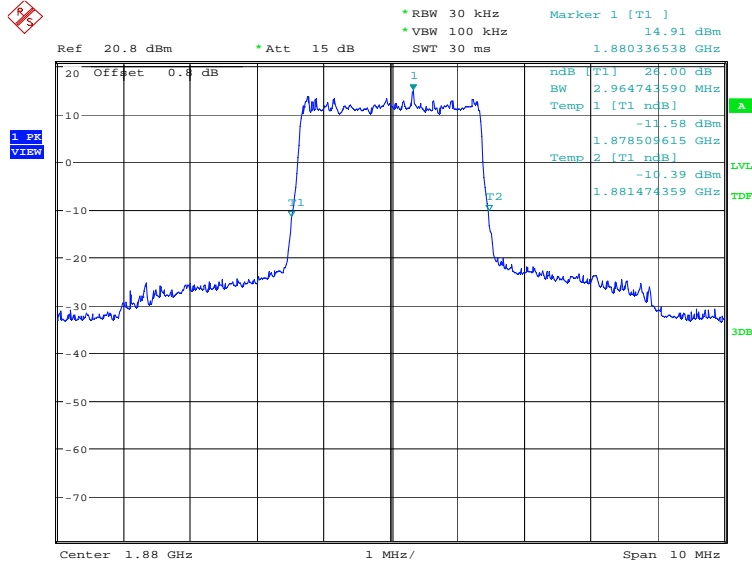


Date: 26.NOV.2019 14:28:44

LTE band 2, 3MHz (-26dBc)

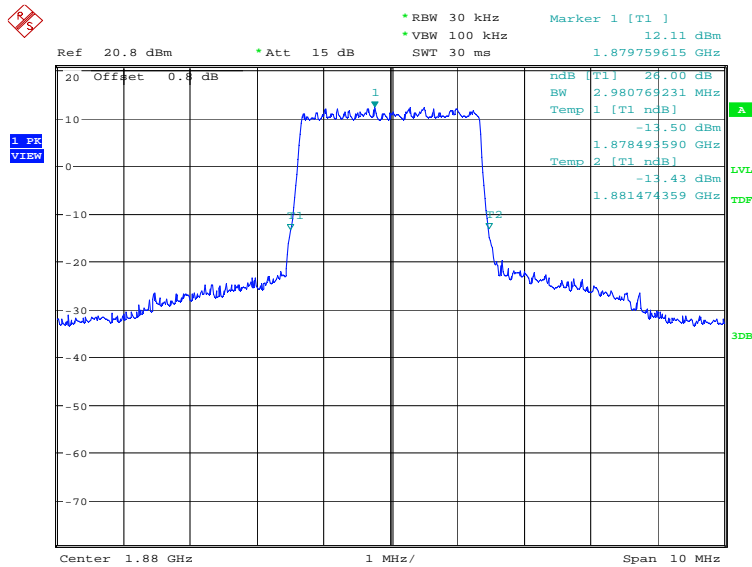
Frequency(MHz)	Occupied Bandwidth (-26dBc) (kHz)	
1880.0	QPSK	16QAM
	2964.74	2980.77

LTE band 2, 3MHz Bandwidth, QPSK (-26dBc BW)



Date: 26.NOV.2019 14:30:10

LTE band 2, 3MHz Bandwidth, 16QAM (-26dBc BW)

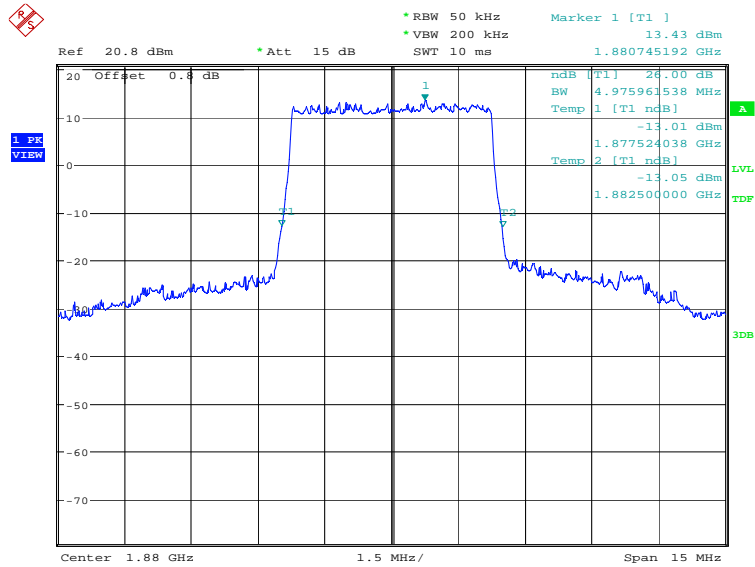


Date: 26.NOV.2019 14:31:34

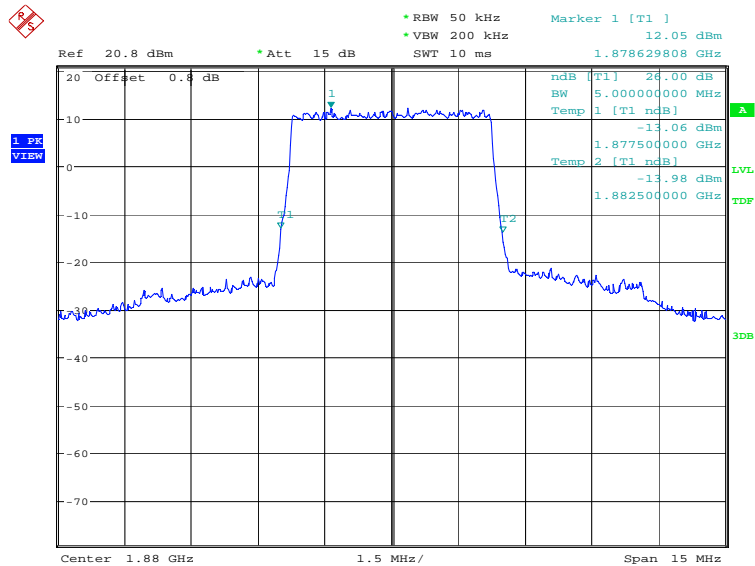
LTE band 2, 5MHz (-26dBc)

Frequency(MHz)	Occupied Bandwidth (-26dBc) (kHz)	
1880.0	QPSK	16QAM
	4975.96	5000.00

LTE band 2, 5MHz Bandwidth, QPSK (-26dBc BW)



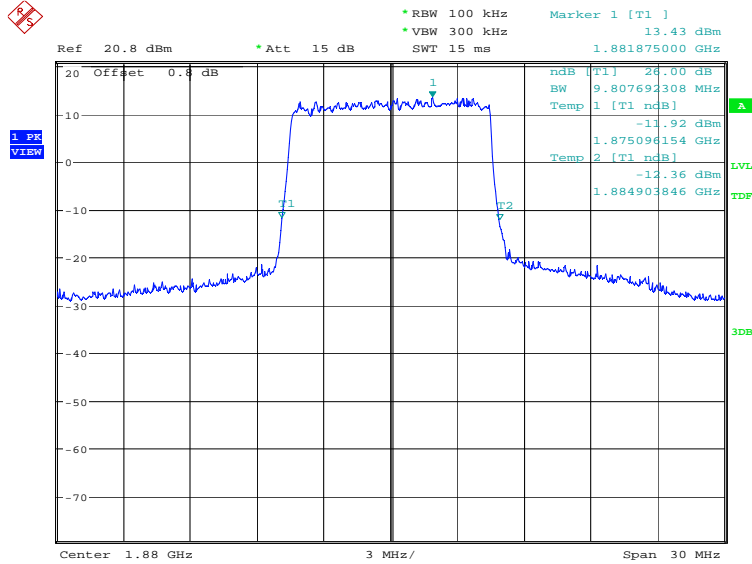
LTE band 2, 5MHz Bandwidth, 16QAM (-26dBc BW)



LTE band 2, 10MHz (-26dBc)

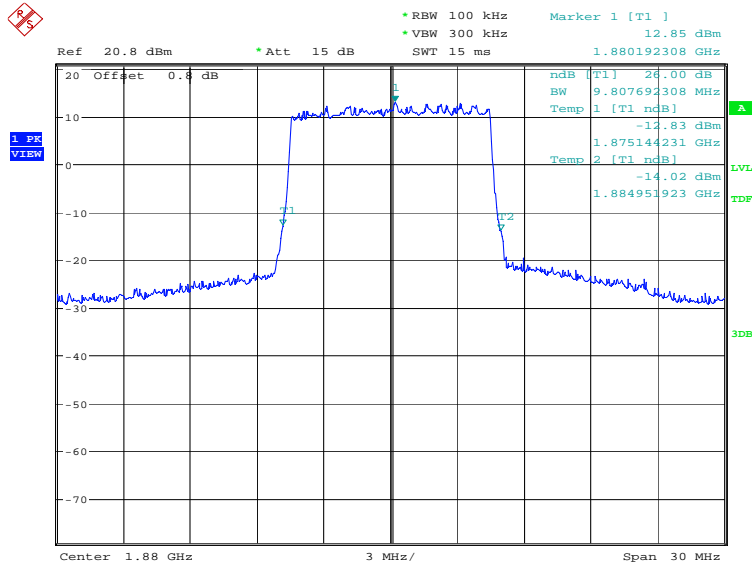
Frequency(MHz)	Occupied Bandwidth (-26dBc) (kHz)	
1880.0	QPSK	16QAM
	9807.69	9807.69

LTE band 2, 10MHz Bandwidth, QPSK (-26dBc BW)



Date: 26.NOV.2019 14:35:50

LTE band 2, 10MHz Bandwidth, 16QAM (-26dBc BW)

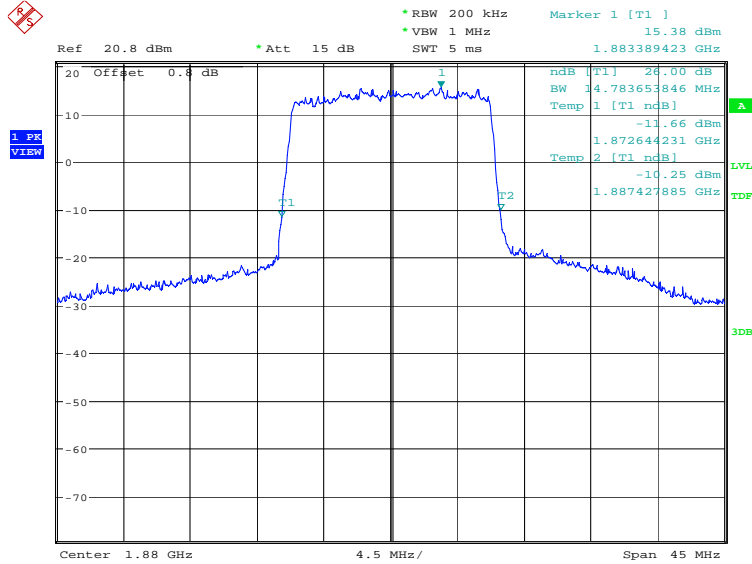


Date: 26.NOV.2019 14:37:15

LTE band 2, 15MHz (-26dBc)

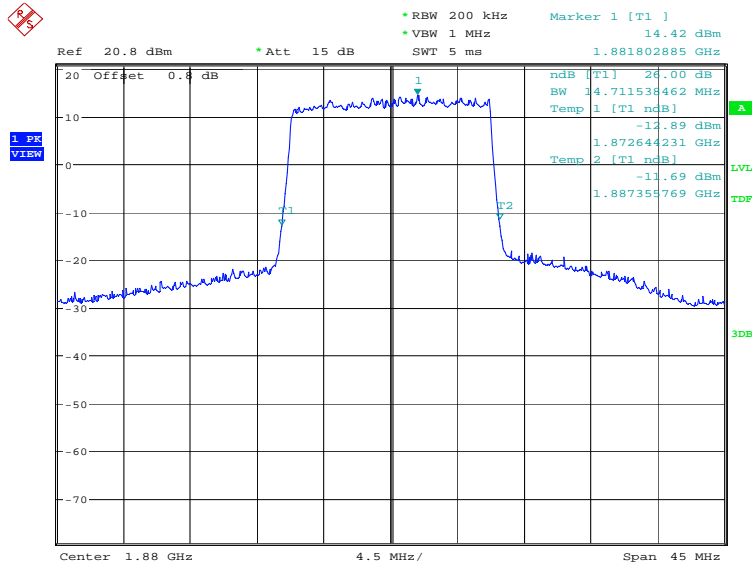
Frequency(MHz)	Occupied Bandwidth (-26dBc) (kHz)	
1880.0	QPSK	16QAM
	14783.65	14711.54

LTE band 2, 15MHz Bandwidth, QPSK (-26dBc BW)



Date: 26.NOV.2019 14:38:41

LTE band 2, 15MHz Bandwidth, 16QAM (-26dBc BW)

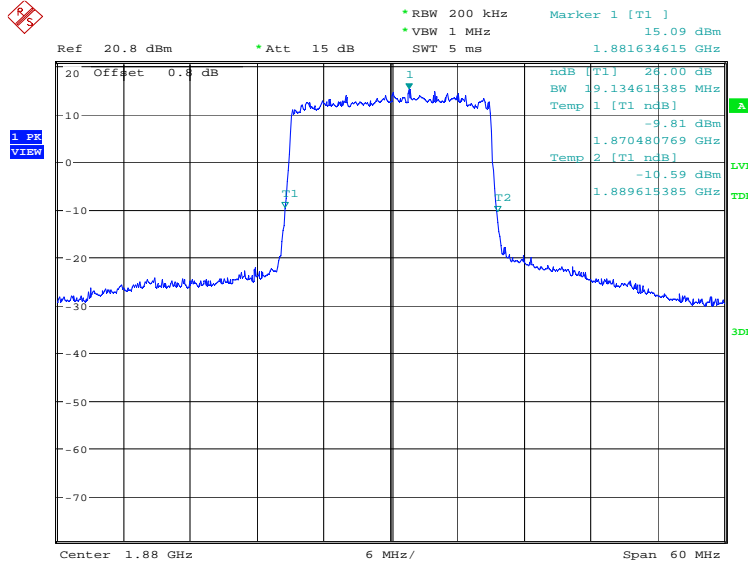


Date: 26.NOV.2019 14:40:05

LTE band 2, 20MHz (-26dBc)

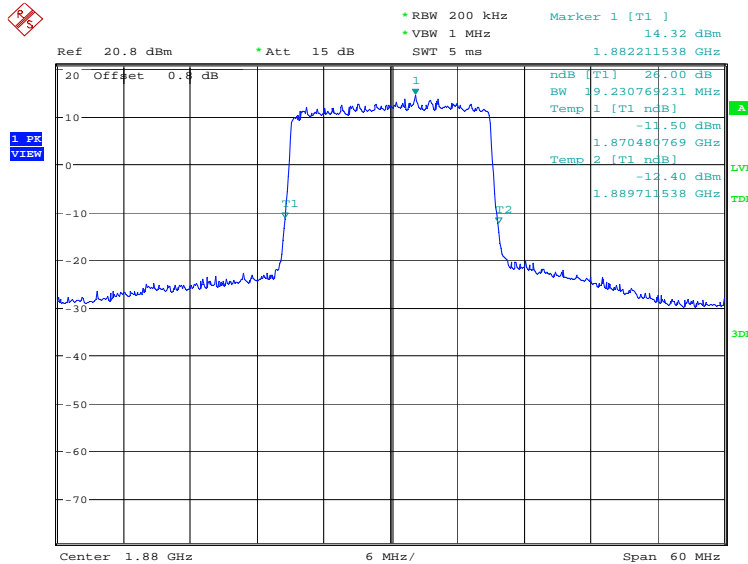
Frequency(MHz)	Occupied Bandwidth (-26dBc) (kHz)	
1880.0	QPSK	16QAM
	19134.62	19230.77

LTE band 2, 20MHz Bandwidth, QPSK (-26dBc BW)



Date: 26.NOV.2019 14:41:31

LTE band 2, 20MHz Bandwidth, 16QAM (-26dBc BW)

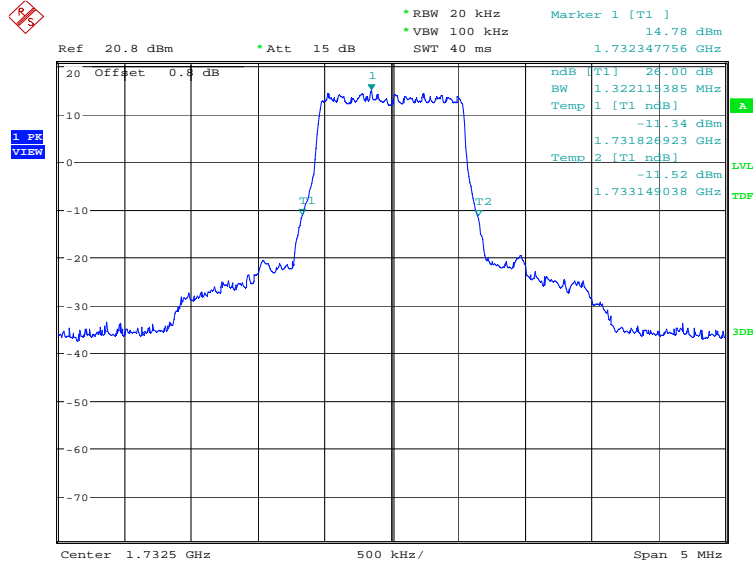


Date: 26.NOV.2019 14:42:56

LTE band 4, 1.4MHz (-26dBc)

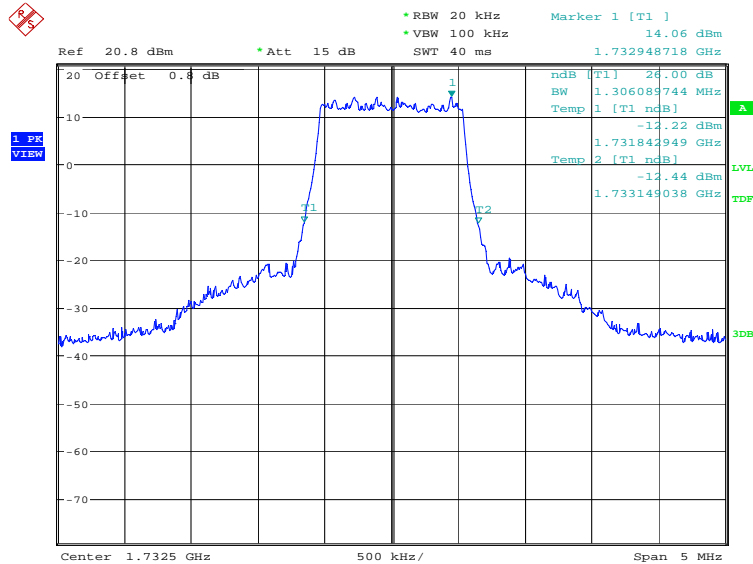
Frequency(MHz)	Occupied Bandwidth (-26dBc) (kHz)	
1732.5	QPSK	16QAM
	1322.12	1306.09

LTE band 4, 1.4MHz Bandwidth, QPSK (-26dBc BW)



Date: 26.NOV.2019 14:44:25

LTE band 4, 1.4MHz Bandwidth, 16QAM (-26dBc BW)

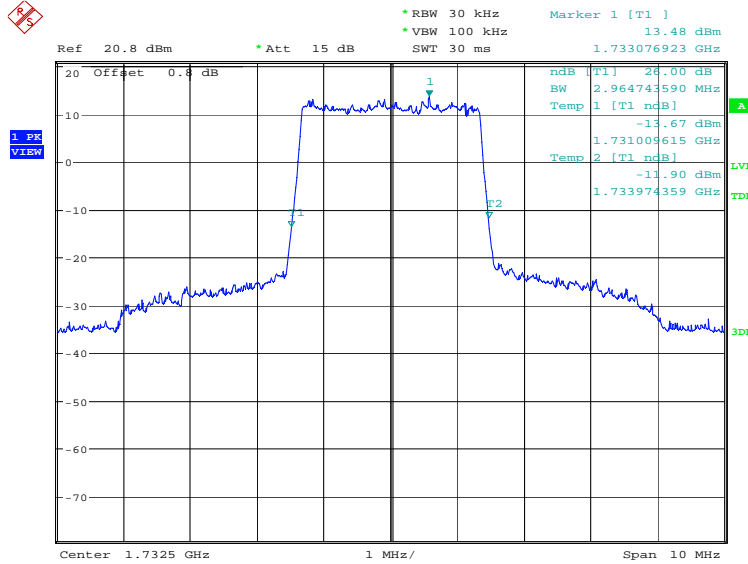


Date: 26.NOV.2019 14:45:49

LTE band 4, 3MHz (-26dBc)

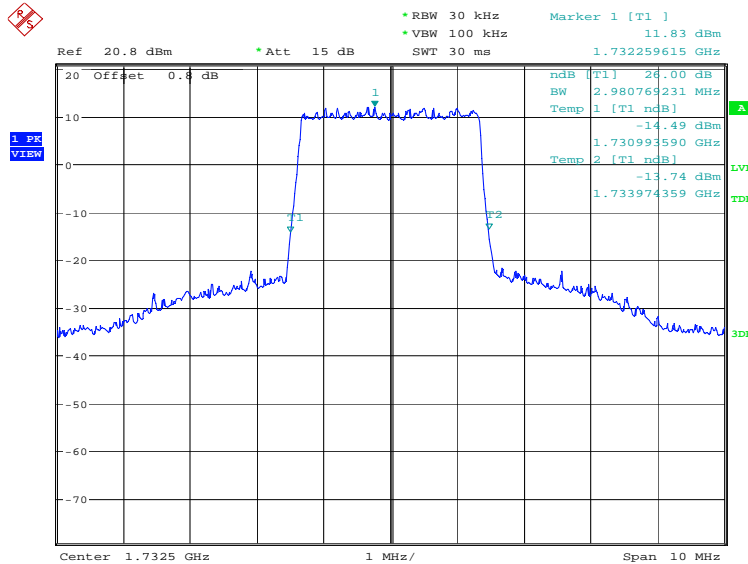
Frequency(MHz)	Occupied Bandwidth (-26dBc) (kHz)	
1732.5	QPSK	16QAM
	2964.74	2980.77

LTE band 4, 3MHz Bandwidth, QPSK (-26dBc BW)



Date: 26.NOV.2019 14:47:15

LTE band 4, 3MHz Bandwidth, 16QAM (-26dBc BW)

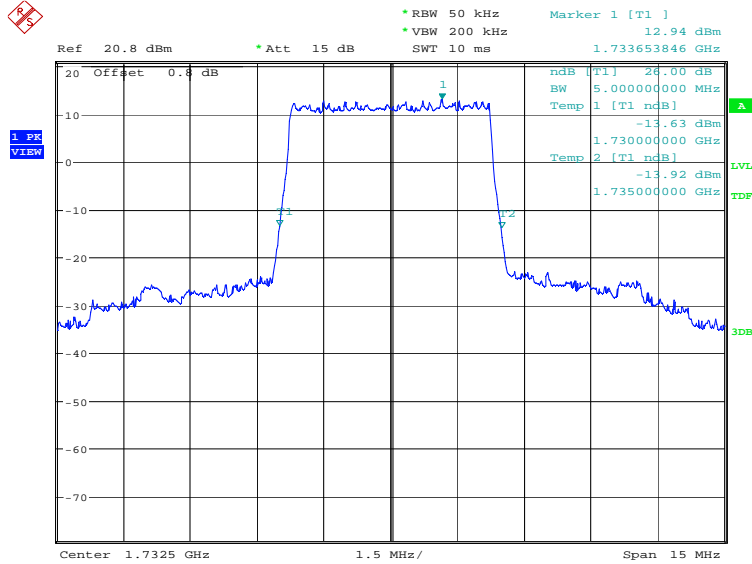


Date: 26.NOV.2019 14:48:40

LTE band 4, 5MHz (-26dBc)

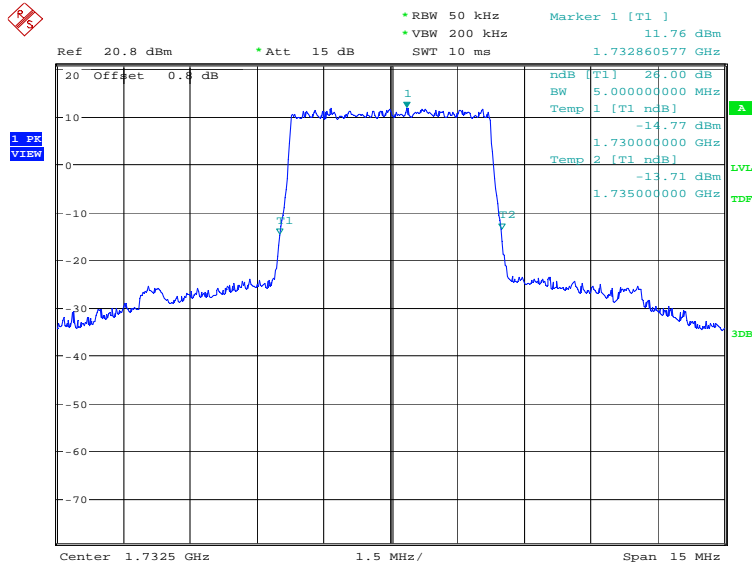
Frequency(MHz)	Occupied Bandwidth (-26dBc) (kHz)	
1732.5	QPSK	16QAM
	5000.00	5000.00

LTE band 4, 5MHz Bandwidth, QPSK (-26dBc BW)



Date: 26.NOV.2019 14:50:06

LTE band 4, 5MHz Bandwidth, 16QAM (-26dBc BW)

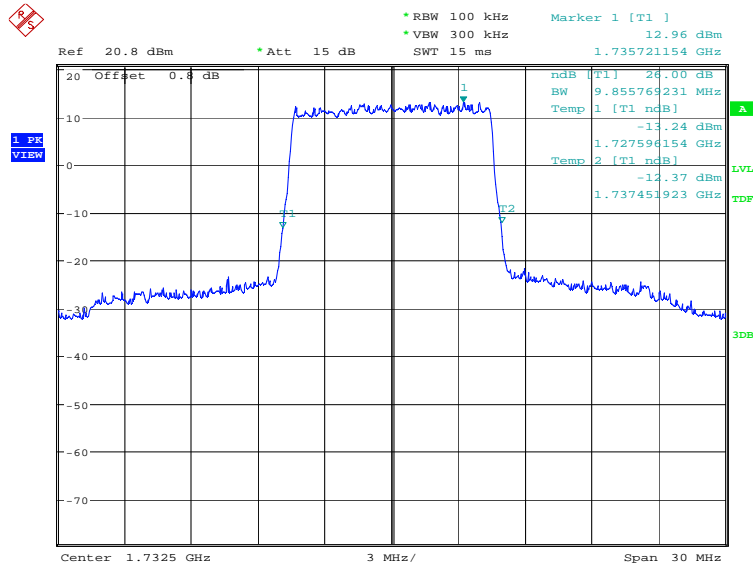


Date: 26.NOV.2019 14:51:31

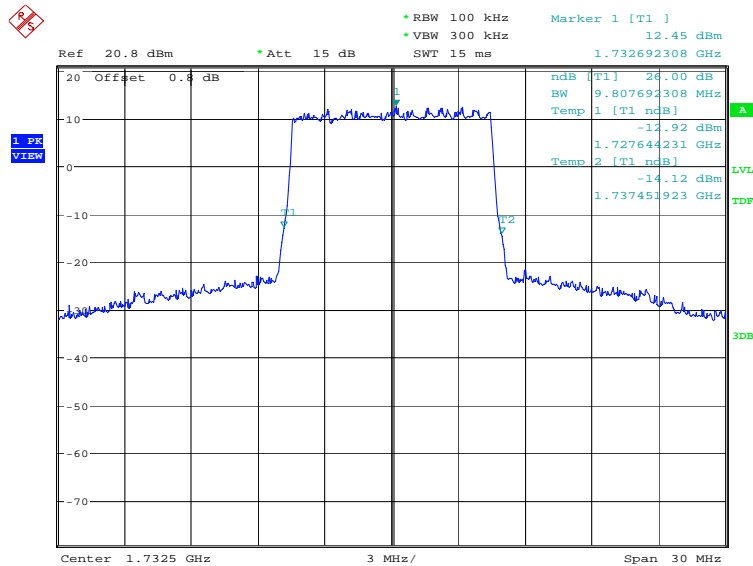
LTE band 4, 10MHz (-26dBc)

Frequency(MHz)	Occupied Bandwidth (-26dBc) (kHz)	
1732.5	QPSK	16QAM
	9855.77	9807.69

LTE band 4, 10MHz Bandwidth, QPSK (-26dBc BW)



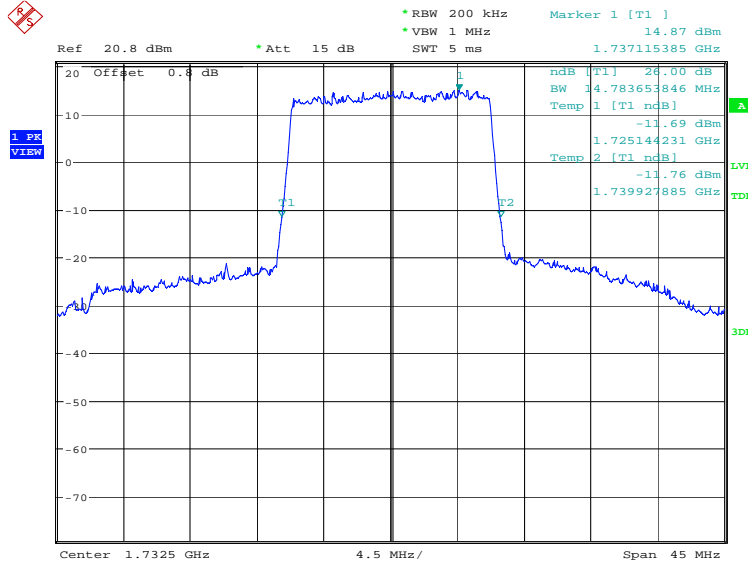
LTE band 4, 10MHz Bandwidth, 16QAM (-26dBc BW)



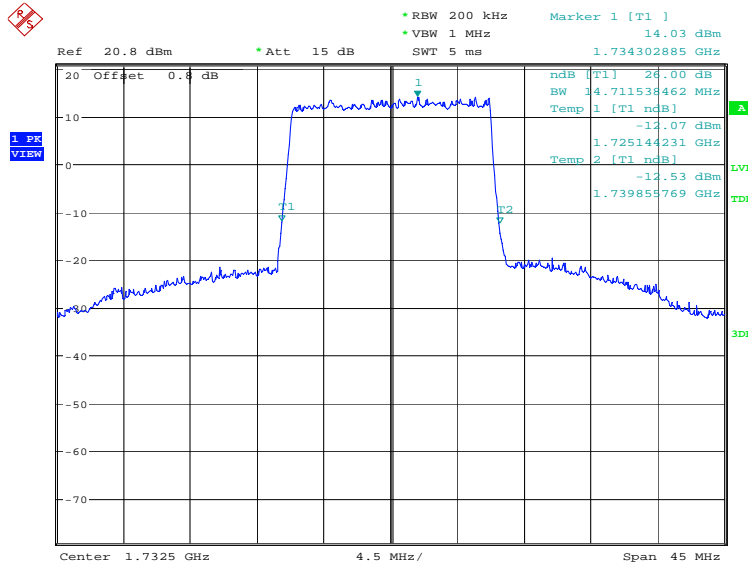
LTE band 4, 15MHz (-26dBc)

Frequency(MHz)	Occupied Bandwidth (-26dBc) (kHz)	
	1732.5	QPSK
14783.65		14711.54

LTE band 4, 15MHz Bandwidth, QPSK (-26dBc BW)



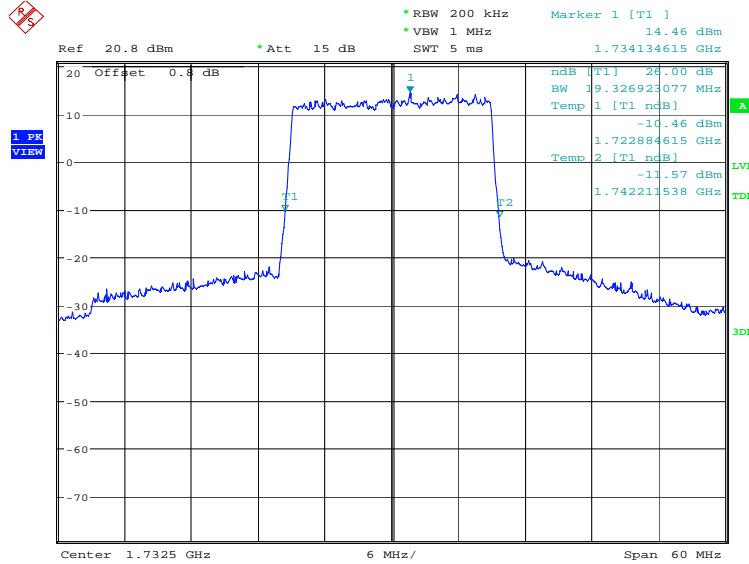
LTE band 4, 15MHz Bandwidth, 16QAM (-26dBc BW)



LTE band 4, 20MHz (-26dBc)

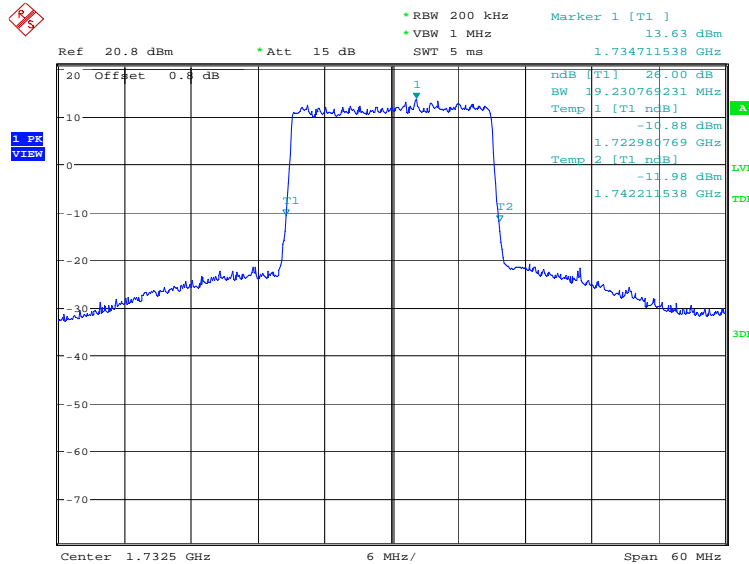
Frequency(MHz)	Occupied Bandwidth (-26dBc) (kHz)	
1732.5	QPSK	16QAM
	19326.92	19230.77

LTE band 4, 20MHz Bandwidth, QPSK (-26dBc BW)



Date: 26.NOV.2019 14:58:38

LTE band 4, 20MHz Bandwidth, 16QAM (-26dBc BW)

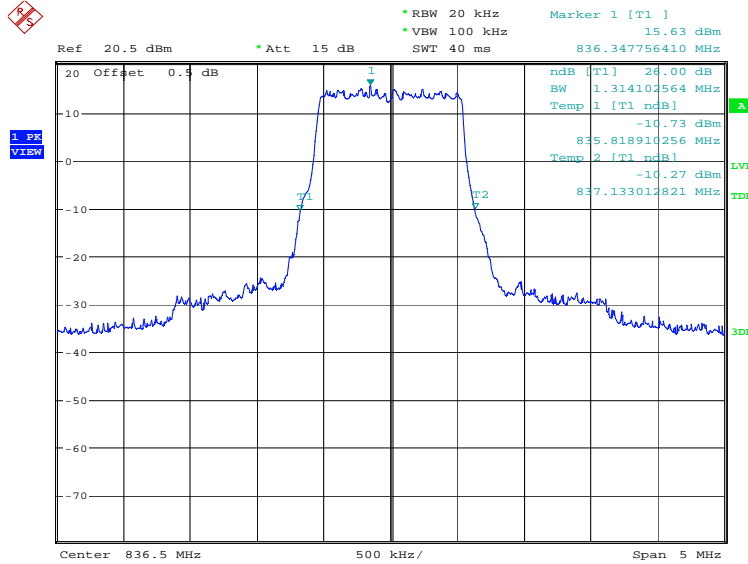


Date: 26.NOV.2019 15:00:03

LTE band 5, 1.4MHz (-26dBc)

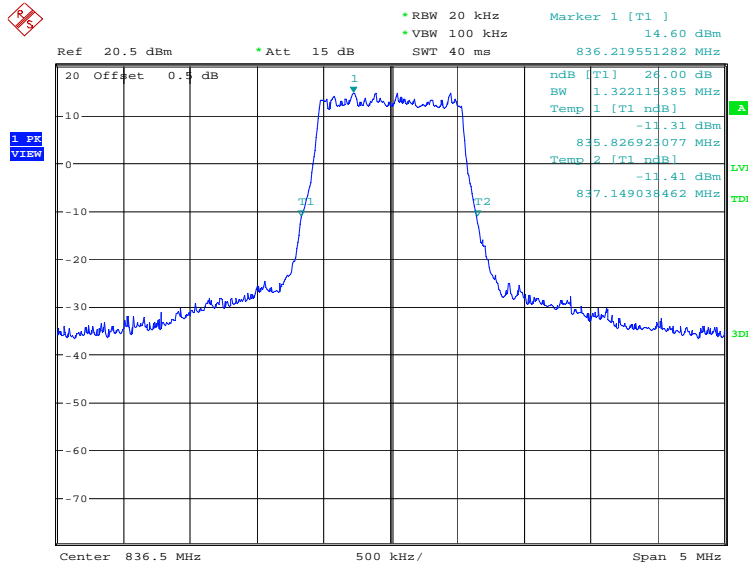
Frequency(MHz)	Occupied Bandwidth (-26dBc) (kHz)	
836.5	QPSK	16QAM
	1314.10	1322.12

LTE band 5, 1.4MHz Bandwidth, QPSK (-26dBc BW)



Date: 26.NOV.2019 15:02:30

LTE band 5, 1.4MHz Bandwidth, 16QAM (-26dBc BW)

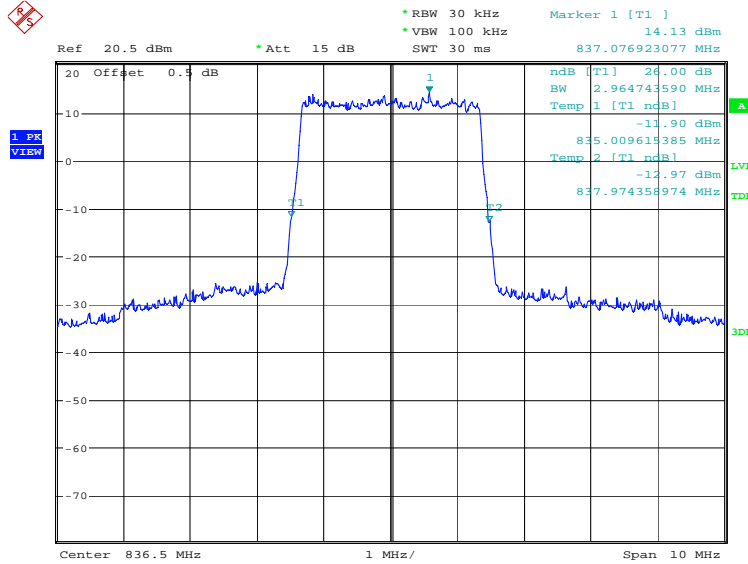


Date: 26.NOV.2019 15:03:55

LTE band 5, 3MHz (-26dBc)

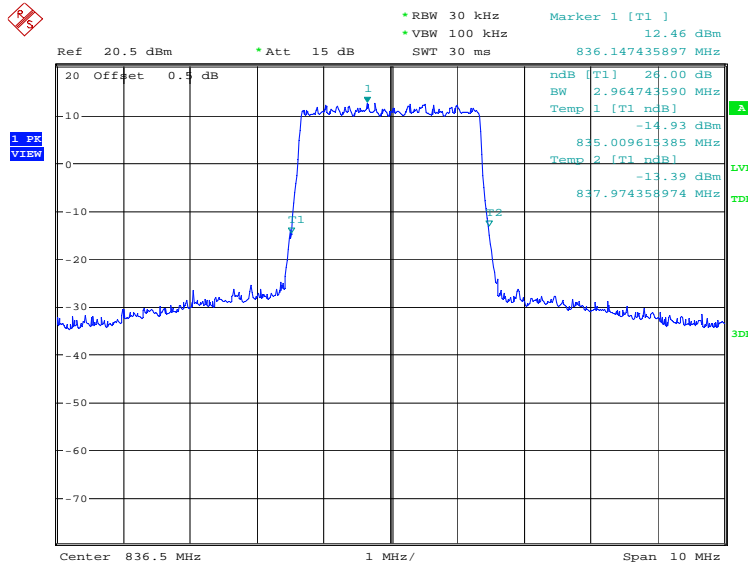
Frequency(MHz)	Occupied Bandwidth (-26dBc) (kHz)	
836.5	QPSK	16QAM
	2964.74	2964.74

LTE band 5, 3MHz Bandwidth, QPSK (-26dBc BW)



Date: 26.NOV.2019 15:05:21

LTE band 5, 3MHz Bandwidth, 16QAM (-26dBc BW)

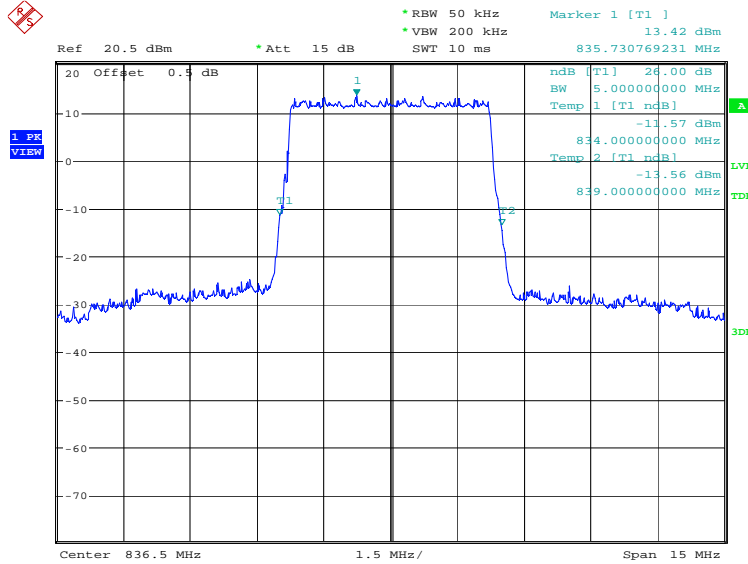


Date: 26.NOV.2019 15:06:45

LTE band 5, 5MHz (-26dBc)

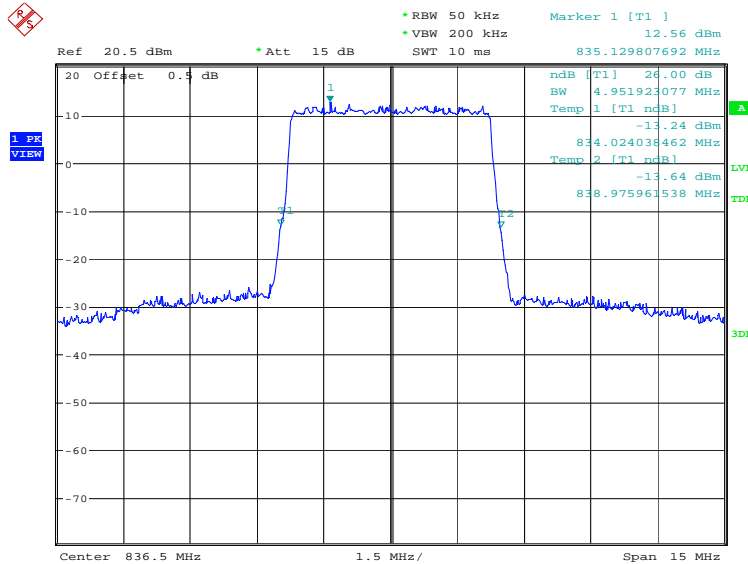
Frequency(MHz)	Occupied Bandwidth (-26dBc) (kHz)	
836.5	QPSK	16QAM
	5000.00	4951.92

LTE band 5, 5MHz Bandwidth, QPSK (-26dBc BW)



Date: 26.NOV.2019 15:08:12

LTE band 5, 5MHz Bandwidth, 16QAM (-26dBc BW)

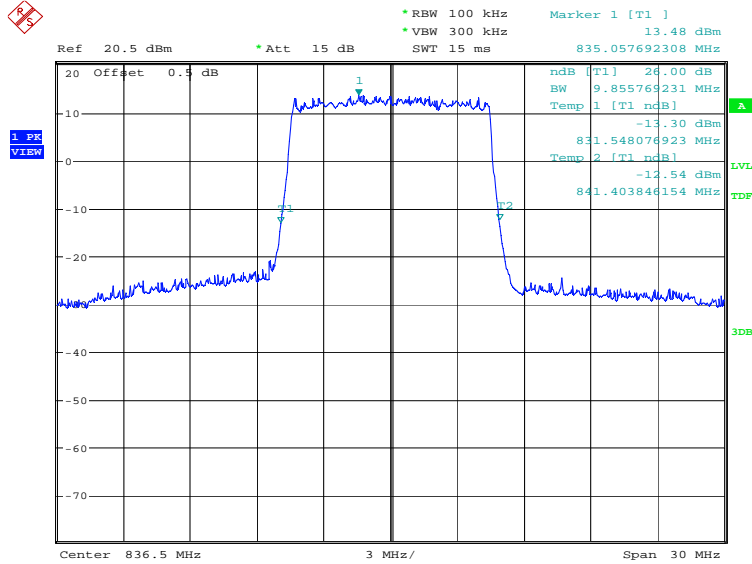


Date: 26.NOV.2019 15:09:36

LTE band 5, 10MHz (-26dBc)

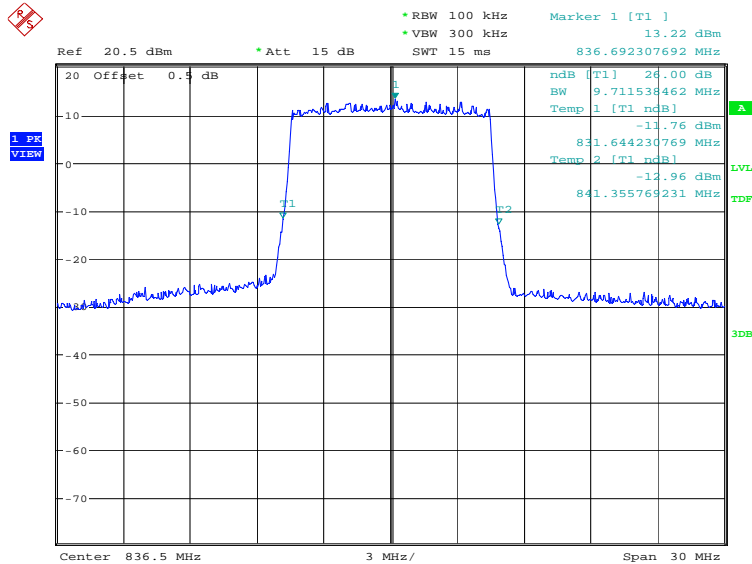
Frequency(MHz)	Occupied Bandwidth (-26dBc) (kHz)	
836.5	QPSK	16QAM
	9855.77	9711.54

LTE band 5, 10MHz Bandwidth, QPSK (-26dBc BW)



Date: 26.NOV.2019 15:11:02

LTE band 5, 10MHz Bandwidth, 16QAM (-26dBc BW)

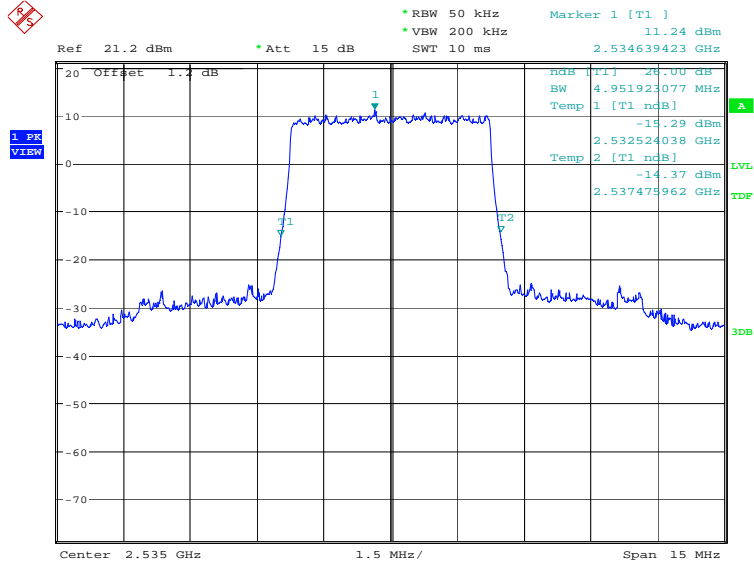


Date: 26.NOV.2019 15:12:27

LTE band 7, 5MHz (-26dBc)

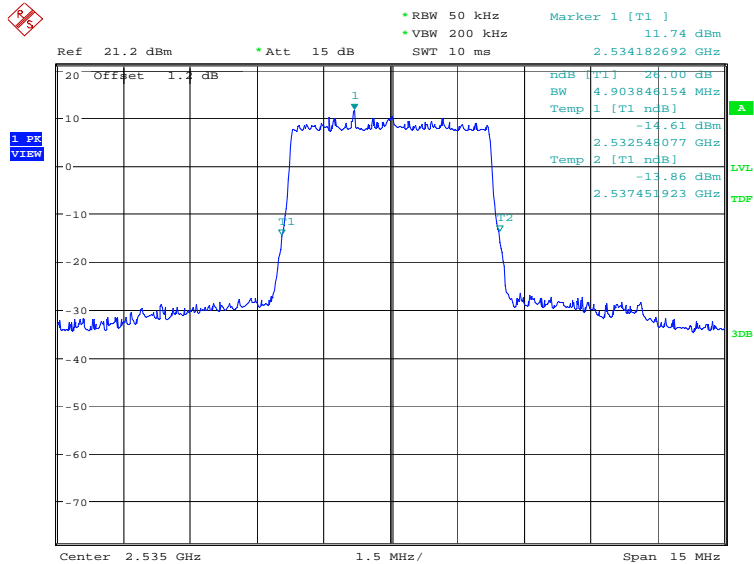
Frequency (MHz)	Occupied Bandwidth (-26dBc) (kHz)	
2535.0	QPSK	16QAM
	4951.92	4903.85

LTE band 7, 5MHz Bandwidth, QPSK (-26dBc BW)



Date: 4.NOV.2019 15:04:57

LTE band 7, 5MHz Bandwidth, 16QAM (-26dBc BW)

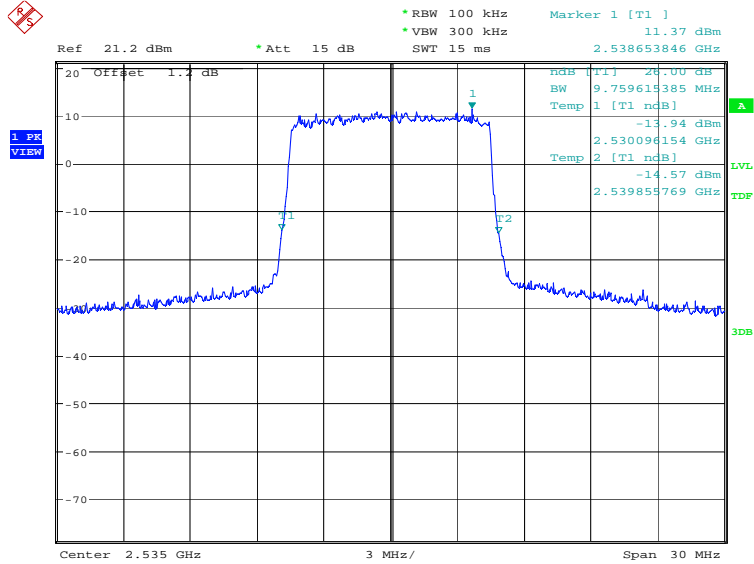


Date: 4.NOV.2019 15:06:21

LTE band 7, 10MHz (-26dBc)

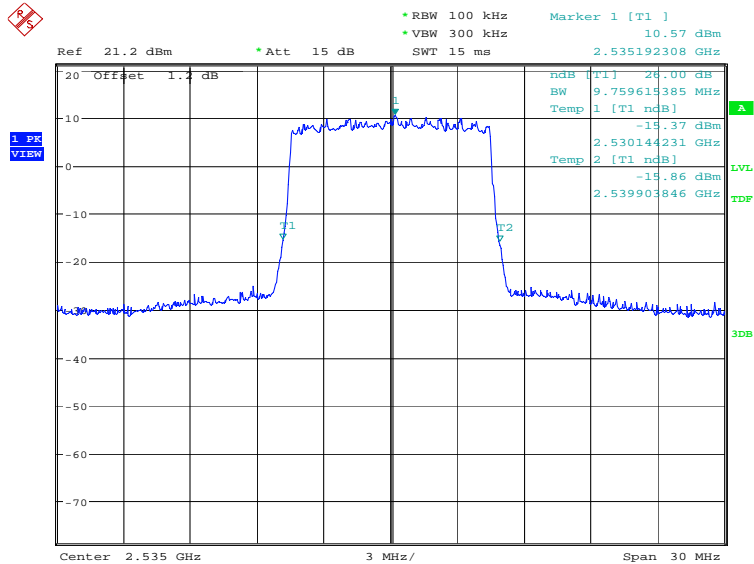
Frequency (MHz)	Occupied Bandwidth (-26dBc) (kHz)	
2535.0	QPSK	16QAM
	9759.62	9759.62

LTE band 7, 10MHz Bandwidth, QPSK (-26dBc BW)



Date: 4.NOV.2019 15:07:47

LTE band 7, 10MHz Bandwidth, 16QAM (-26dBc BW)

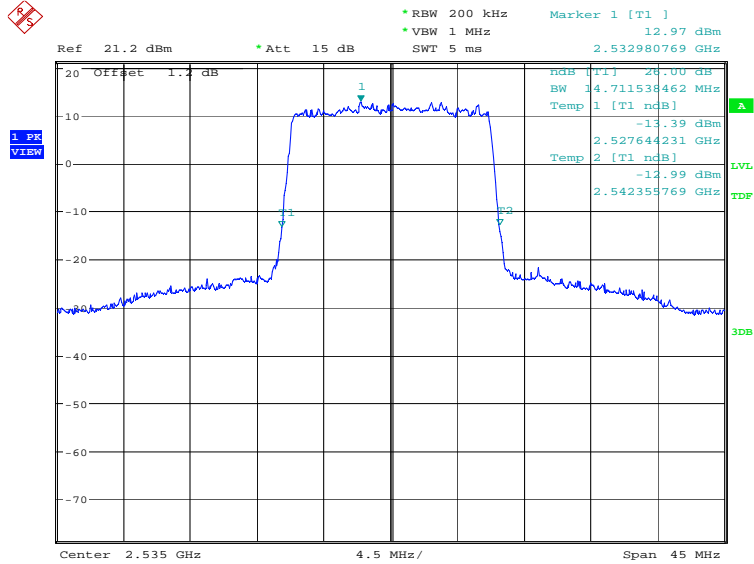


Date: 4.NOV.2019 15:09:12

LTE band 7, 15MHz (-26dBc)

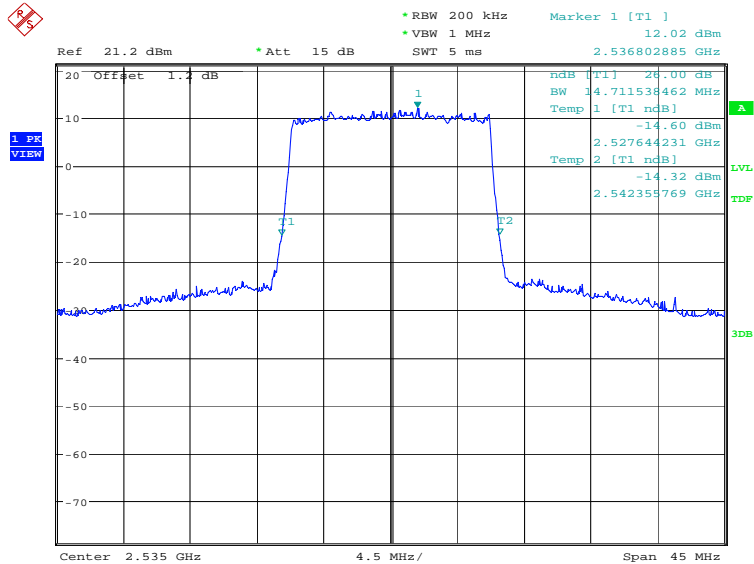
Frequency (MHz)	Occupied Bandwidth (-26dBc) (kHz)	
2535.0	QPSK	16QAM
	14711.54	14711.54

LTE band 7, 15MHz Bandwidth, QPSK (-26dBc BW)



Date: 4.NOV.2019 15:10:38

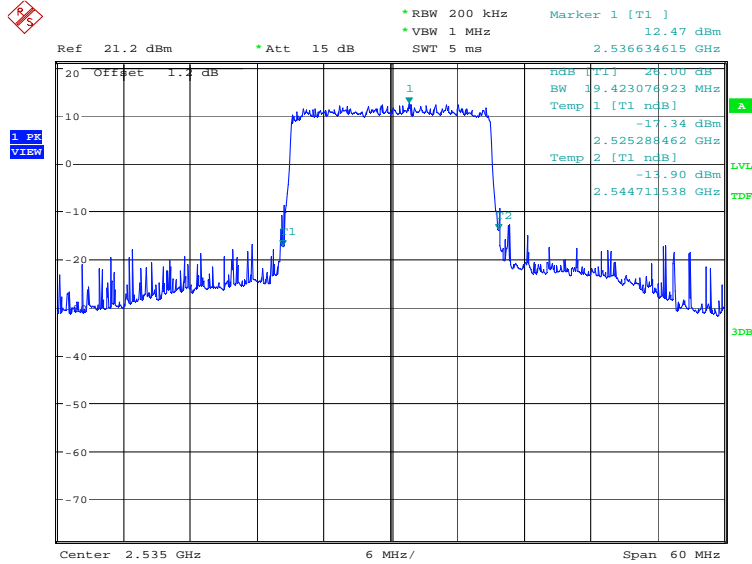
LTE band 7, 15MHz Bandwidth, 16QAM (-26dBc BW)



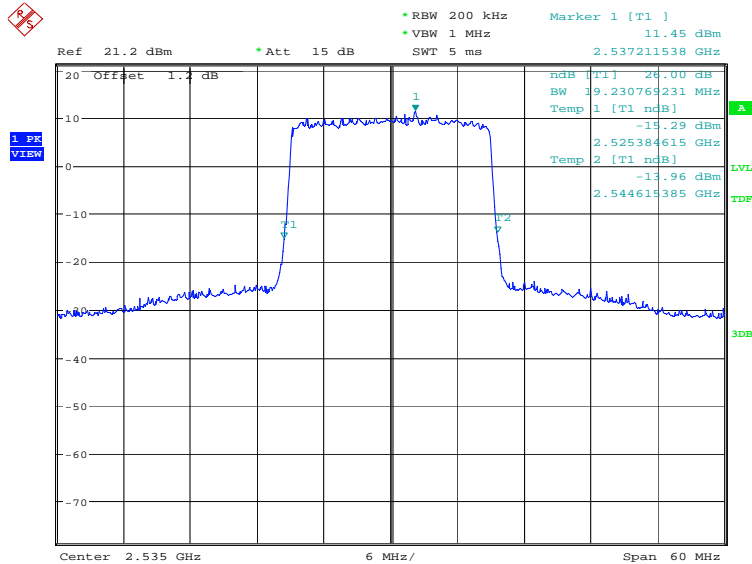
Date: 4.NOV.2019 15:12:02

LTE band 7, 20MHz (-26dBc)

Frequency (MHz)	Occupied Bandwidth (-26dBc) (kHz)	
2535.0	QPSK	16QAM
	19423.08	19230.77

LTE band 7, 20MHz Bandwidth, QPSK (-26dBc BW)


Date: 4.NOV.2019 15:13:28

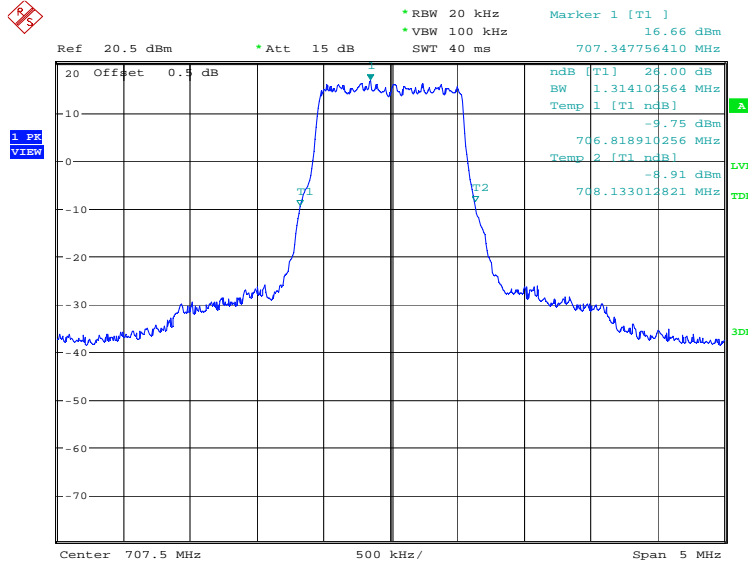
LTE band 7, 20MHz Bandwidth, 16QAM (-26dBc BW)


Date: 4.NOV.2019 15:14:53

LTE band 12, 1.4MHz (-26dBc)

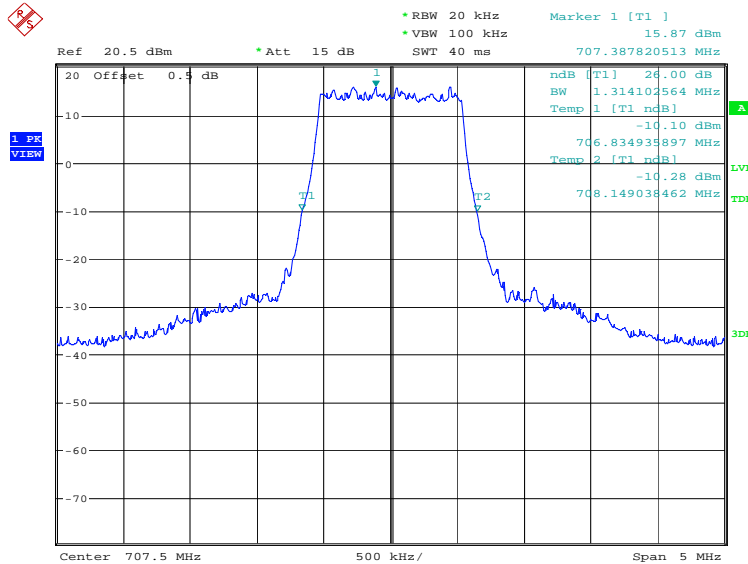
Frequency(MHz)	Occupied Bandwidth (-26dBc) (kHz)	
707.5	QPSK	16QAM
	1314.10	1314.10

LTE band 12, 1.4MHz Bandwidth, QPSK (-26dBc BW)



Date: 26.NOV.2019 15:15:33

LTE band 12, 1.4MHz Bandwidth, 16QAM (-26dBc BW)

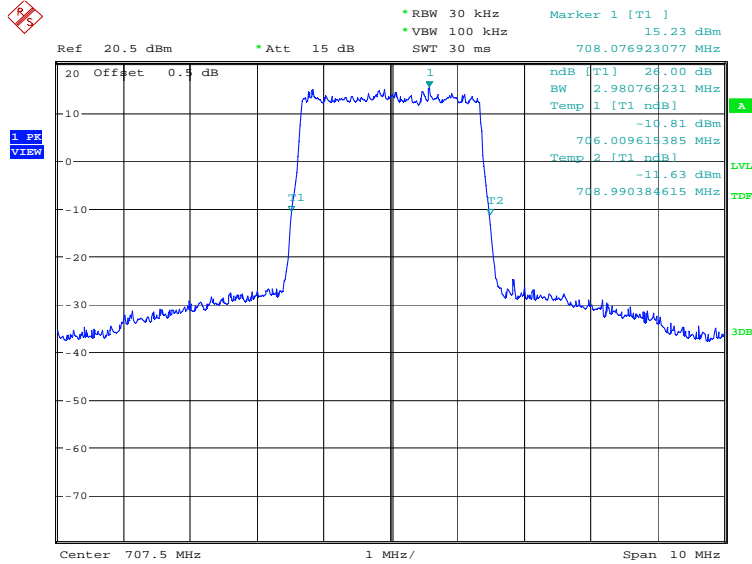


Date: 26.NOV.2019 15:16:58

LTE band 12, 3MHz (-26dBc)

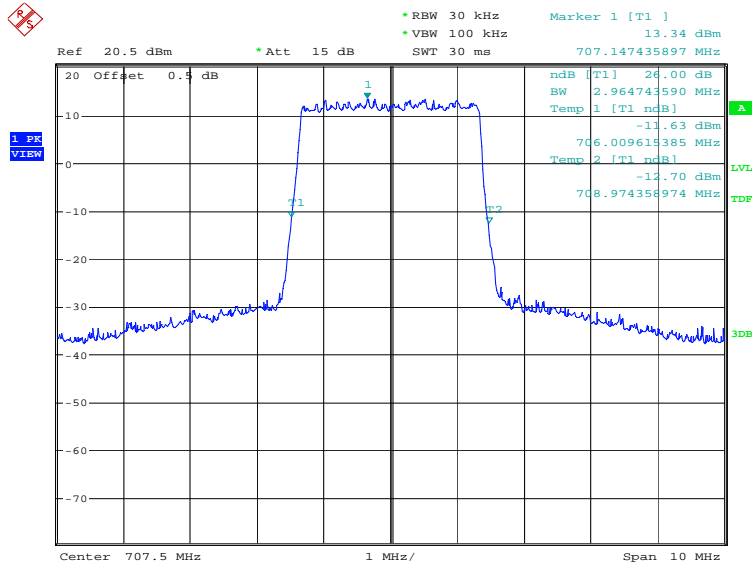
Frequency(MHz)	Occupied Bandwidth (-26dBc) (kHz)	
707.5	QPSK	16QAM
	2980.77	2964.74

LTE band 12, 3MHz Bandwidth, QPSK (-26dBc BW)



Date: 26.NOV.2019 15:18:24

LTE band 12, 3MHz Bandwidth, 16QAM (-26dBc BW)

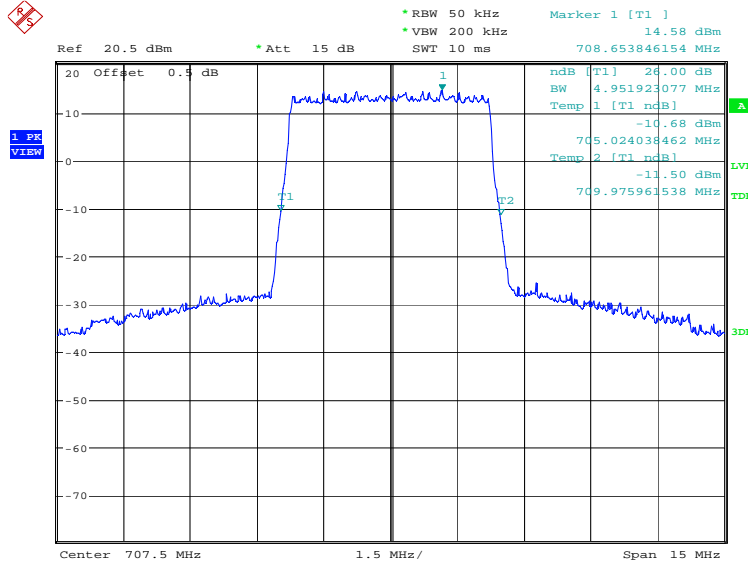


Date: 26.NOV.2019 15:19:49

LTE band 12, 5MHz (-26dBc)

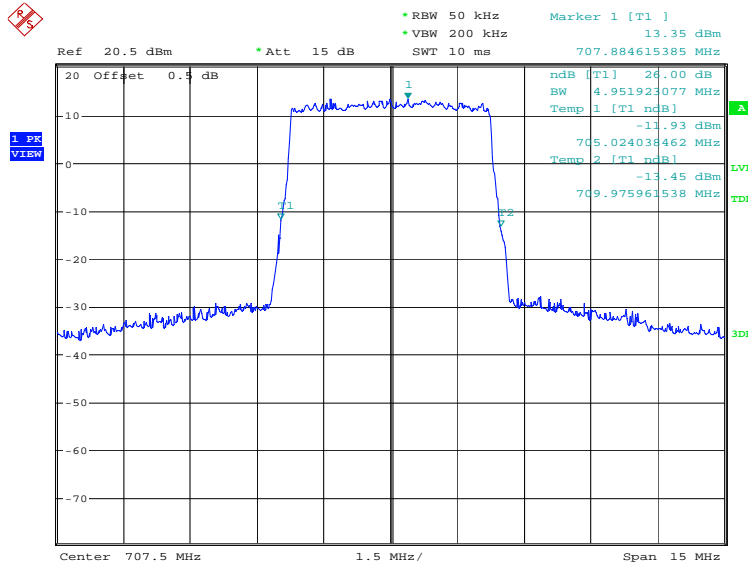
Frequency(MHz)	Occupied Bandwidth (-26dBc) (kHz)	
707.5	QPSK	16QAM
	4951.92	4951.92

LTE band 12, 5MHz Bandwidth, QPSK (-26dBc BW)



Date: 26.NOV.2019 15:21:15

LTE band 12, 5MHz Bandwidth, 16QAM (-26dBc BW)

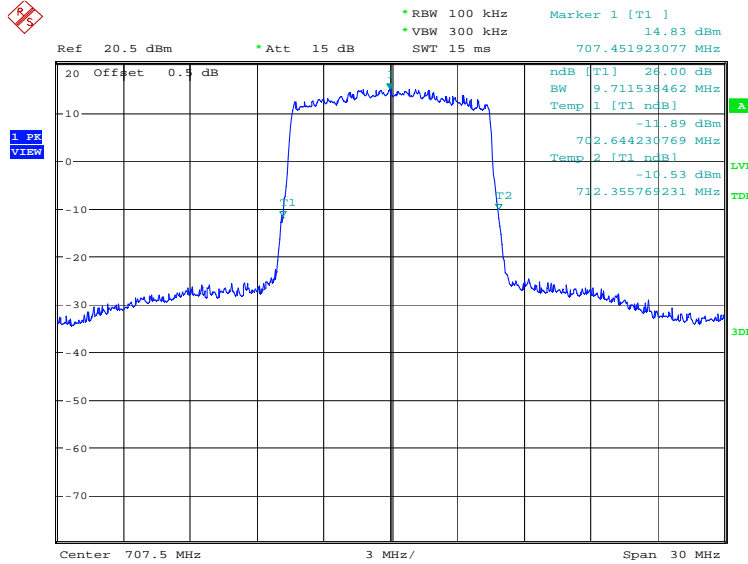


Date: 26.NOV.2019 15:22:40

LTE band 12, 10MHz (-26dBc)

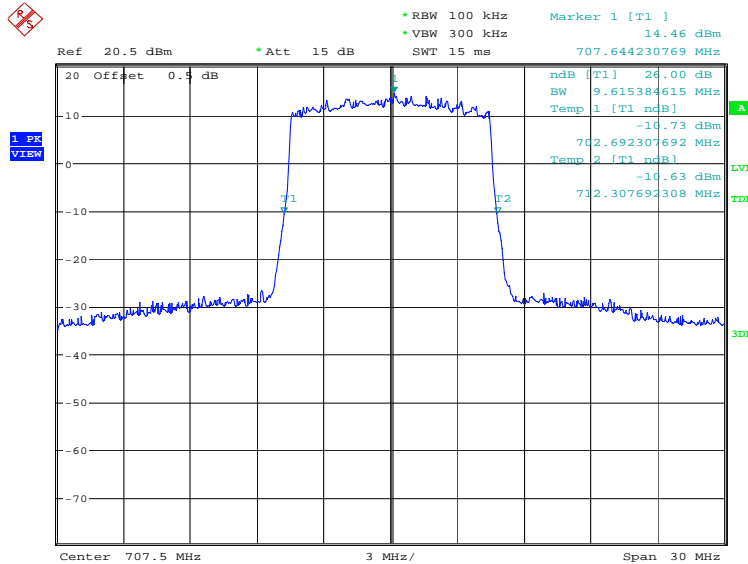
Frequency(MHz)	Occupied Bandwidth (-26dBc) (kHz)	
707.5	QPSK	16QAM
	9711.54	9615.38

LTE band 12, 10MHz Bandwidth, QPSK (-26dBc BW)



Date: 26.NOV.2019 15:24:06

LTE band 12, 10MHz Bandwidth, 16QAM (-26dBc BW)

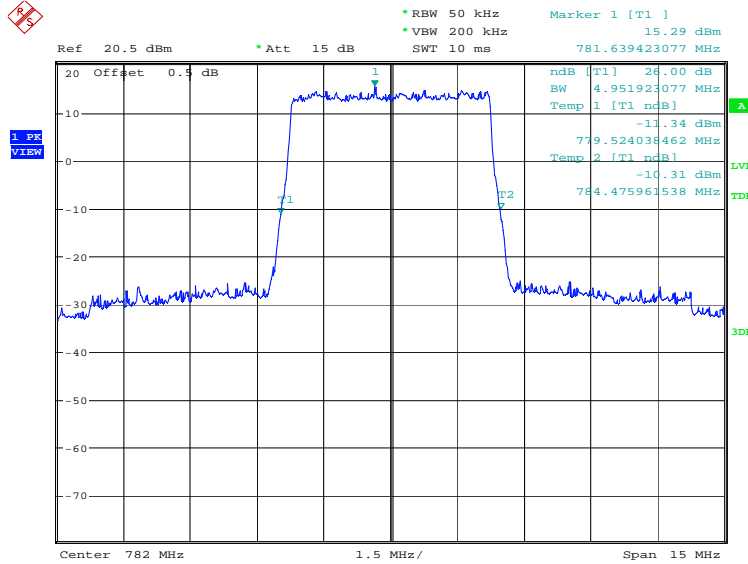


Date: 26.NOV.2019 15:25:31

LTE band 13, 5MHz (-26dBc)

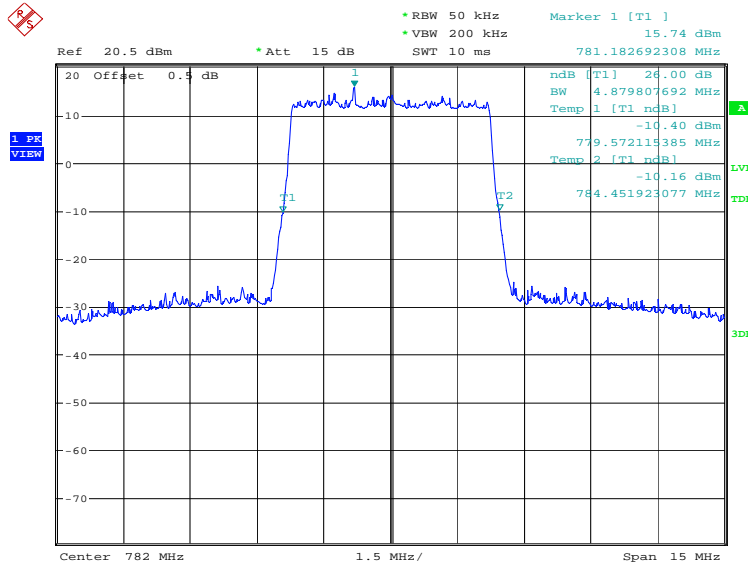
Frequency(MHz)	Occupied Bandwidth (-26dBc) (kHz)	
782.0	QPSK	16QAM
	4951.92	4879.81

LTE band 13, 5MHz Bandwidth, QPSK (-26dBc BW)



Date: 26.NOV.2019 17:22:32

LTE band 13, 5MHz Bandwidth, 16QAM (-26dBc BW)

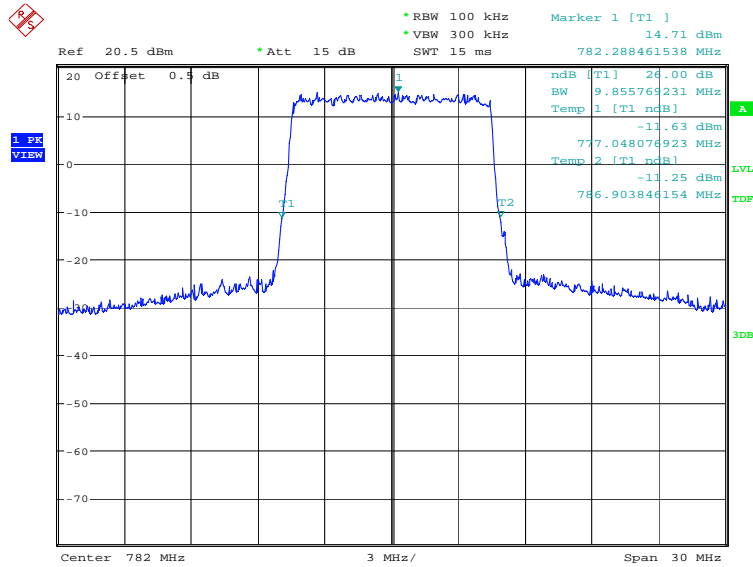


Date: 26.NOV.2019 17:23:57

LTE band 13, 10MHz (-26dBc)

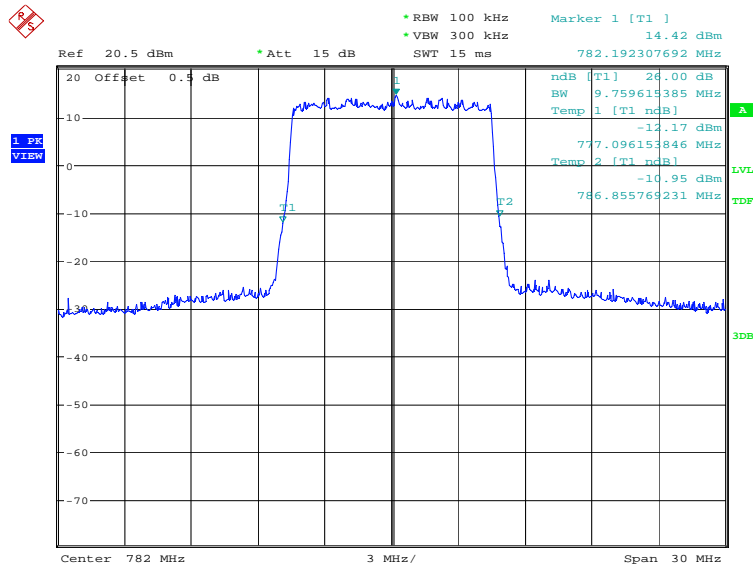
Frequency(MHz)	Occupied Bandwidth (-26dBc) (kHz)	
782.0	QPSK	16QAM
	9855.77	9759.62

LTE band 13, 10MHz Bandwidth, QPSK (-26dBc BW)



Date: 26.NOV.2019 17:25:23

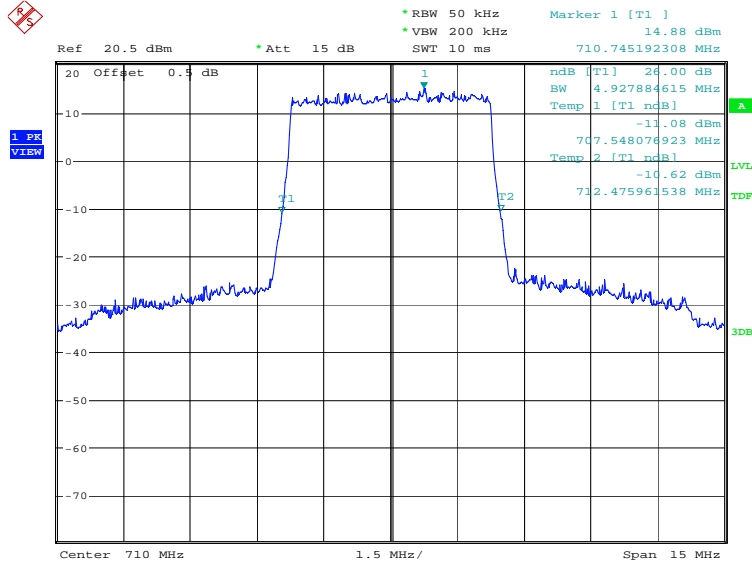
LTE band 13, 10MHz Bandwidth,16QAM (-26dBc BW)



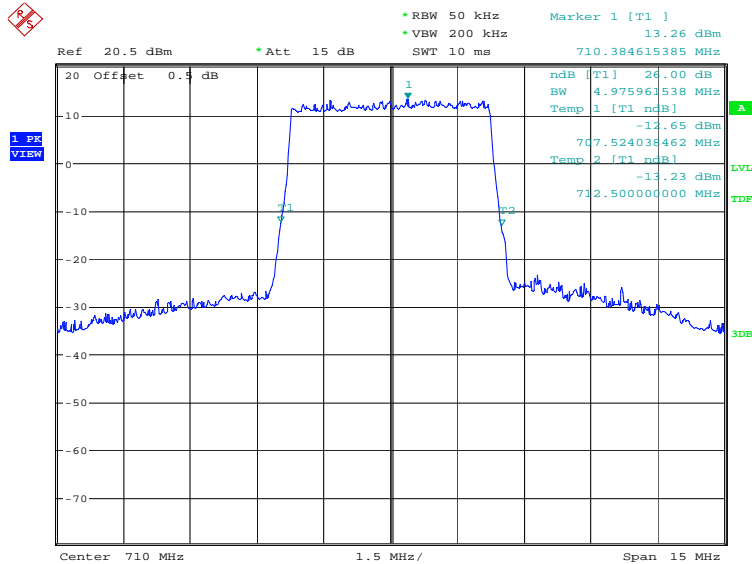
Date: 26.NOV.2019 17:26:47

LTE band 17, 5MHz (-26dBc)

Frequency (MHz)	Occupied Bandwidth (-26dBc) (kHz)	
710.0	QPSK	16QAM
	4927.88	4975.96

LTE band 17, 5MHz Bandwidth, QPSK (-26dBc BW)


Date: 24.FEB.2020 14:14:24

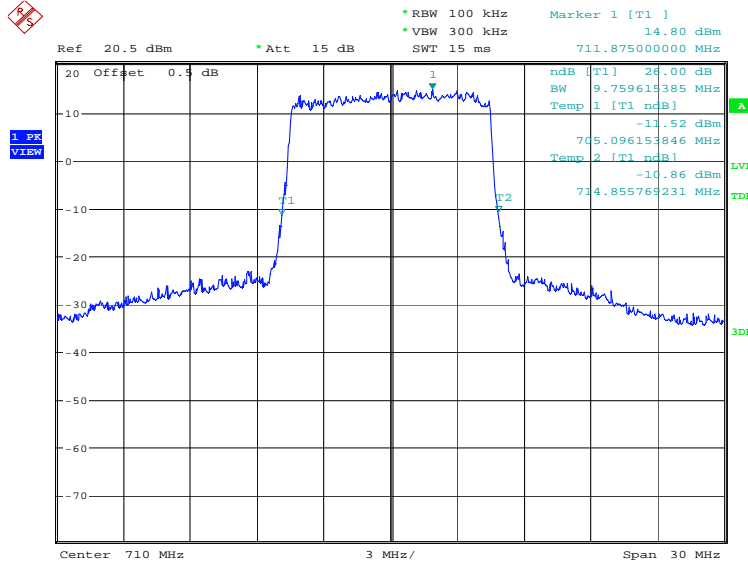
LTE band 17, 5MHz Bandwidth, 16QAM (-26dBc BW)


Date: 24.FEB.2020 14:15:48

LTE band 17, 10MHz (-26dBc)

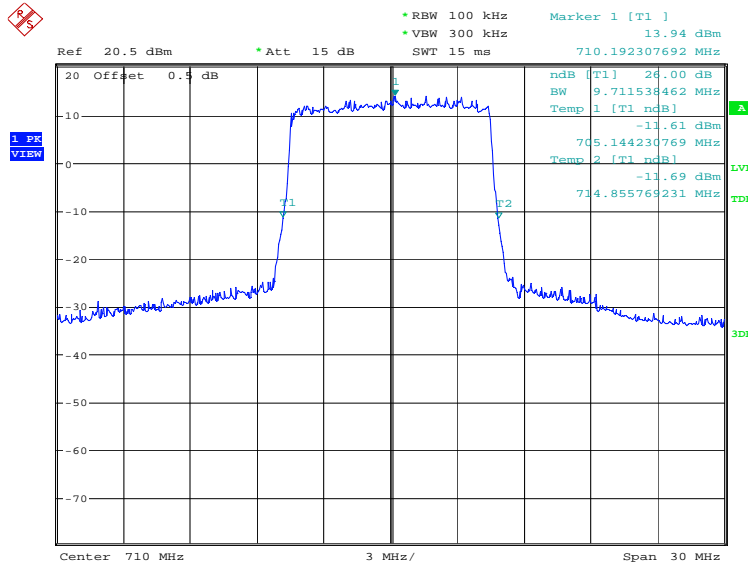
Frequency (MHz)	Occupied Bandwidth (-26dBc) (kHz)	
710.0	QPSK	16QAM
	9759.62	9711.54

LTE band 17, 10MHz Bandwidth, QPSK (-26dBc BW)



Date: 24.FEB.2020 14:17:14

LTE band 17, 10MHz Bandwidth, 16QAM (-26dBc BW)

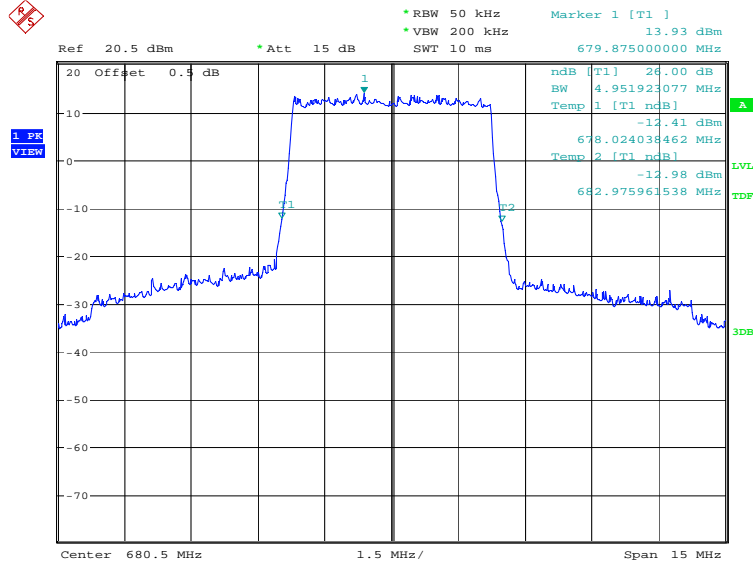


Date: 24.FEB.2020 14:18:39

LTE band 71, 5MHz (-26dBc)

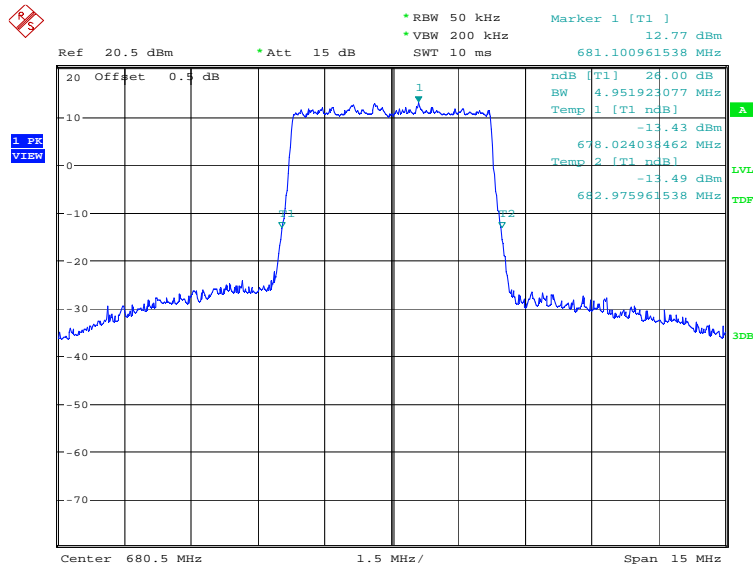
Frequency(MHz)	Occupied Bandwidth (-26dBc) (kHz)	
	680.5	QPSK
4951.92		4951.92

LTE band 71, 5MHz Bandwidth, QPSK (-26dBc BW)



Date: 26.NOV.2019 15:27:26

LTE band 71, 5MHz Bandwidth, 16QAM (-26dBc BW)

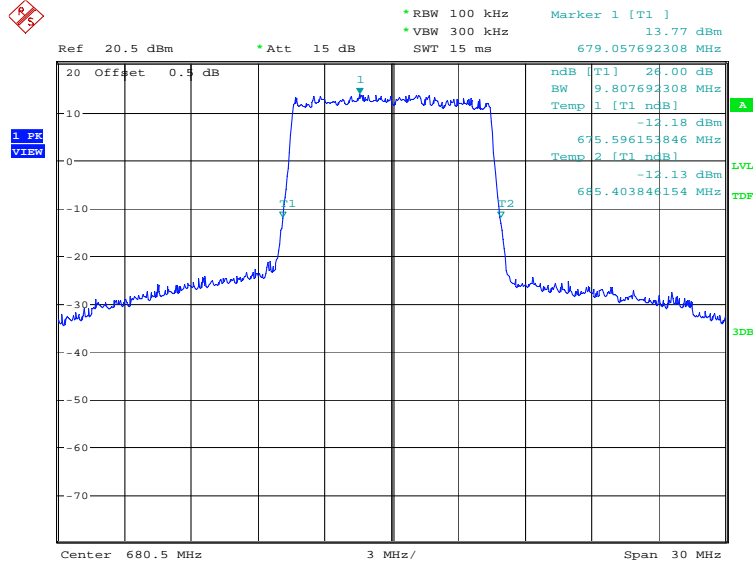


Date: 26.NOV.2019 15:28:51

LTE band 71, 10MHz (-26dBc)

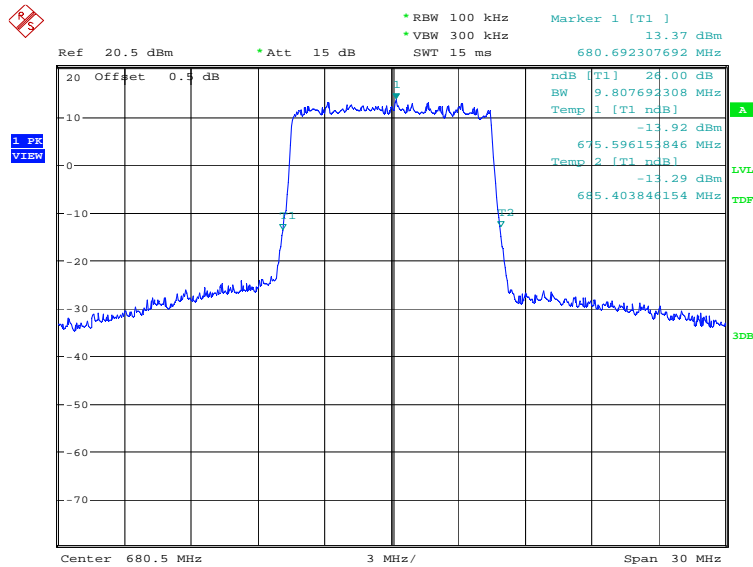
Frequency(MHz)	Occupied Bandwidth (-26dBc) (kHz)	
	680.5	QPSK
9807.69		9807.69

LTE band 71, 10MHz Bandwidth, QPSK (-26dBc BW)



Date: 26.NOV.2019 15:30:17

LTE band 71, 10MHz Bandwidth, 16QAM (-26dBc BW)

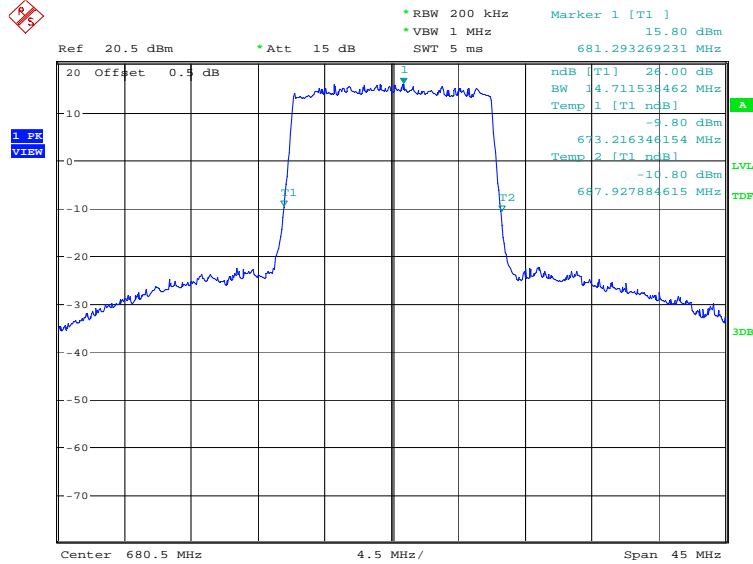


Date: 26.NOV.2019 15:31:42

LTE band 71, 15MHz (-26dBc)

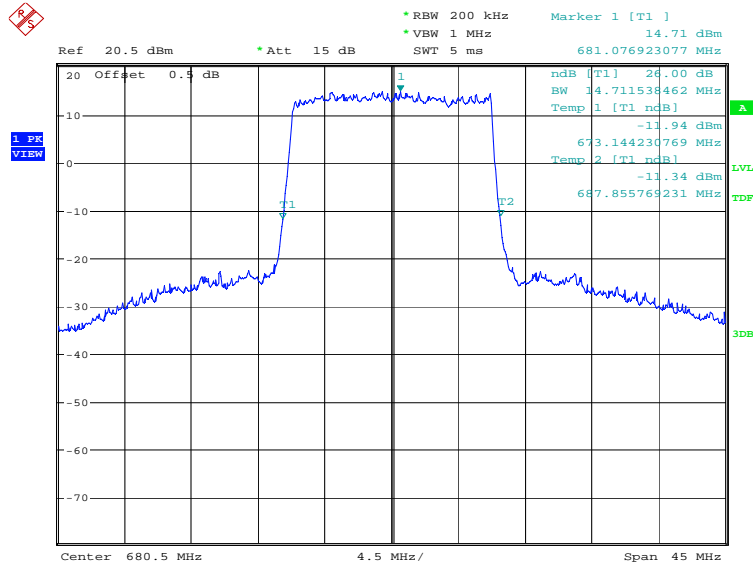
Frequency(MHz)	Occupied Bandwidth (-26dBc) (kHz)	
	680.5	QPSK
14711.54		14711.54

LTE band 71, 15MHz Bandwidth, QPSK (-26dBc BW)



Date: 26.NOV.2019 15:33:08

LTE band 71, 15MHz Bandwidth, 16QAM (-26dBc BW)

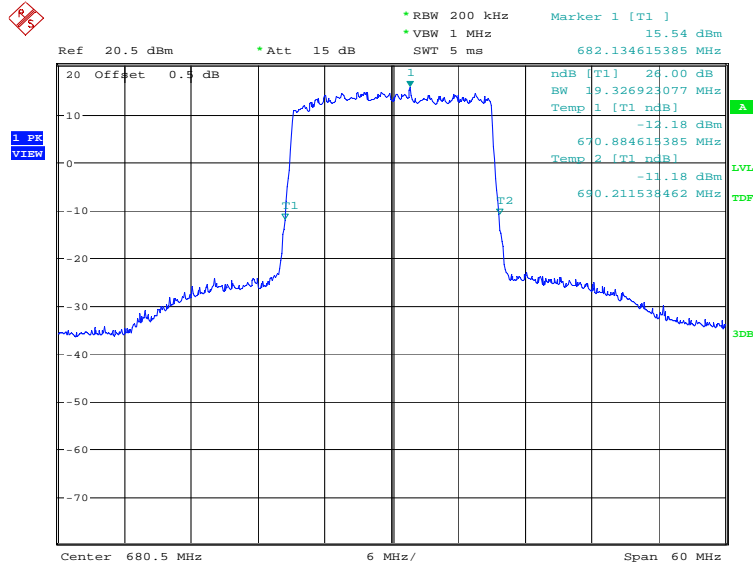


Date: 26.NOV.2019 15:34:32

LTE band 71, 20MHz (-26dBc)

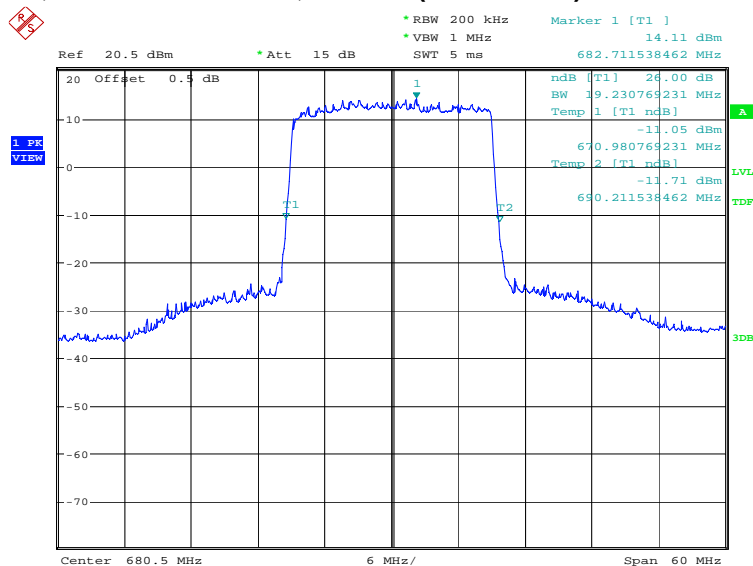
Frequency(MHz)	Occupied Bandwidth (-26dBc) (kHz)	
	680.5	QPSK
19326.92		19230.77

LTE band 71, 20MHz Bandwidth, QPSK (-26dBc BW)



Date: 26.NOV.2019 15:35:59

LTE band 71, 20MHz Bandwidth, 16QAM (-26dBc BW)



Date: 26.NOV.2019 15:37:23

A.6 BAND EDGE COMPLIANCE

A.6.1 Measurement limit

Part 22.917, Part 24.238 and Part 27.53(h) specify that the power of any emission outside of the authorized operating frequency ranges must be attenuated below the transmitting power (P) by a factor of at least $43 + 10\log(P)$ dB.

According to KDB 971168, a relaxation of the reference bandwidth is often provided for measurements within a specified frequency range at the edge of the authorized frequency block/band. This is often implemented by permitting the use of a narrower RBW (typically limited to a minimum RBW of 1% of the OBW) for measuring the out-of-band emissions without a requirement to integrate the result over the full reference bandwidth.

The specification that emissions shall be attenuated below the transmitter power (P) by at least $43 + 10 \log (P)$ dB, translates in the relevant power range (1 to 0.001 W) to -13 dBm. At 1 W the specified minimum attenuation becomes 43 dB and relative to a 30 dBm (1 W) carrier becomes a limit of -13 dBm. At 0.001 W (0 dBm) the minimum attenuation is 13 dB, which again yields a limit of -13 dBm. In this way a translation of the specification from relative to absolute terms is carried out.

Part 27.53(m)(4) specifies for mobile digital stations, the attenuation factor shall be not less than $40 + 10 \log (P)$ dB on all frequencies between the channel edge and 5 megahertz from the channel edge, $43 + 10 \log (P)$ dB on all frequencies between 5 megahertz and X megahertz from the channel edge, and $55 + 10 \log (P)$ dB on all frequencies more than X megahertz from the channel edge, where X is the greater of 6 megahertz or the actual emission bandwidth as defined in paragraph (m)(6) of this section. In addition, the attenuation factor shall not be less than $43 + 10 \log (P)$ dB on all frequencies between 2490.5 MHz and 2496 MHz and $55 + 10 \log (P)$ dB at or below 2490.5 MHz. Mobile Satellite Service licensees operating on frequencies below 2495 MHz may also submit a documented interference complaint against BRS licensees operating on channel BRS Channel 1 on the same terms and conditions as adjacent channel BRS or EBS licensees.

Part 27.53(c) states for operations in the 746-758 MHz band and the 776-788 MHz band, the power of any emission outside the licensee's frequency band(s) of operation shall be attenuated below the transmitter power (P) within the licensed band(s) of operation, measured in watts, in accordance with the following:(1) On any frequency outside the 746-758 MHz band, the power of any emission shall be attenuated outside the band below the transmitter power (P) by at least $43 + 10 \log (P)$ dB;(2) On any frequency outside the 776-788 MHz band, the power of any emission shall be

attenuated outside the band below the transmitter power (P) by at least $43 + 10 \log (P)$ dB;(4) On all frequencies between 763–775 MHz and 793–805 MHz, by a factor not less than $65 + 10 \log (P)$ dB in a 6.25 kHz band segment, for mobile and portable stations.

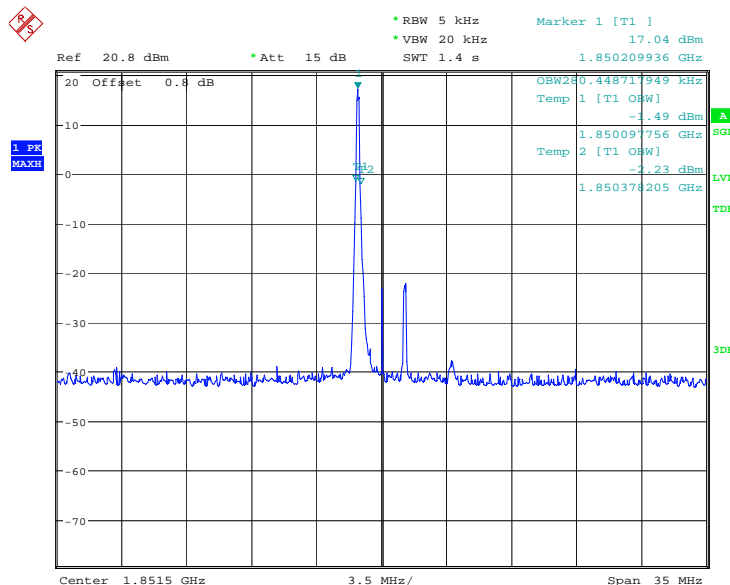
Part 27.53(g) states for operations in the 600 MHz band and the 698–746 MHz band, the power of any emission outside a licensee’s frequency band(s) of operation shall be attenuated below the transmitter power (P) within the licensed band(s) of operation, measured in watts, by at least $43 + 10 \log (P)$ dB. Compliance with this provision is based on the use of measurement instrumentation employing a resolution bandwidth of 100 kilohertz or greater. However, in the 100 kilohertz bands immediately outside and adjacent to a licensee’s frequency block, a resolution bandwidth of at least 30 kHz may be employed.

A.6.2 Measurement result

Only the worst case result is given below

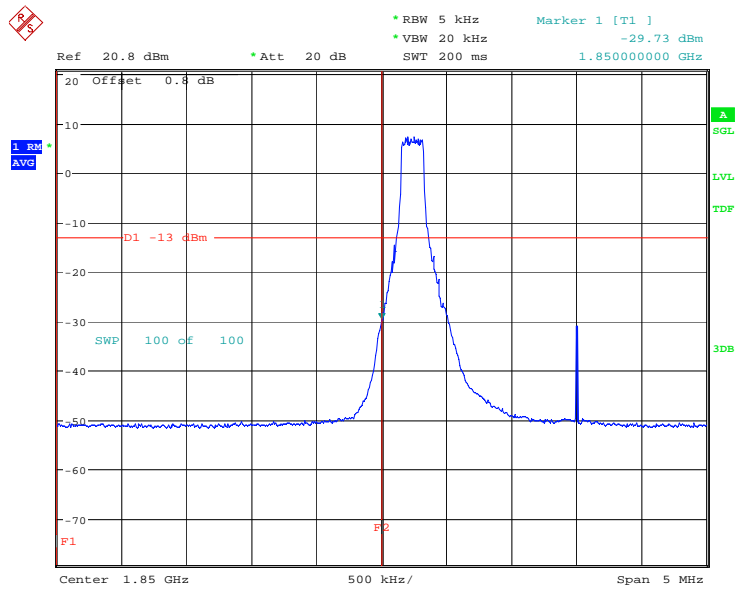
LTE band 2

OBW: 1RB-low_offset



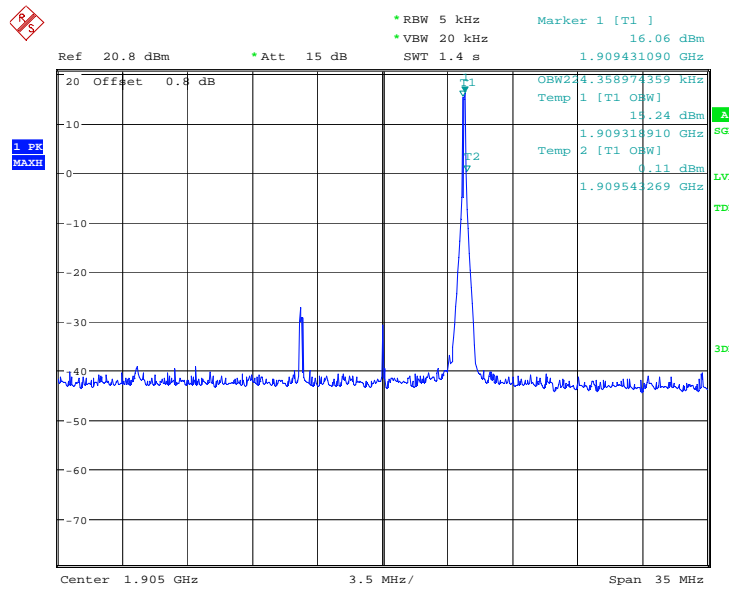
Date: 27.NOV.2019 16:13:07

LOW BAND EDGE BLOCK-1RB-low_offset



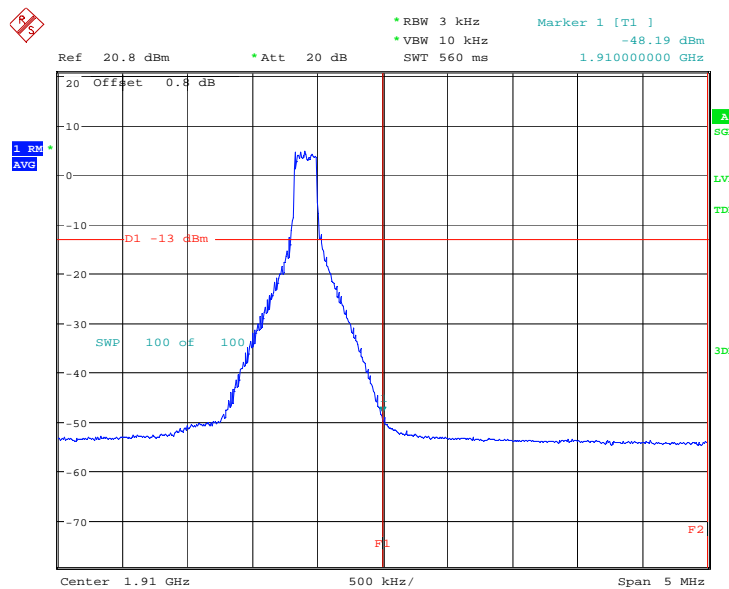
Date: 27.NOV.2019 16:14:46

OBW: 1RB-high_offset



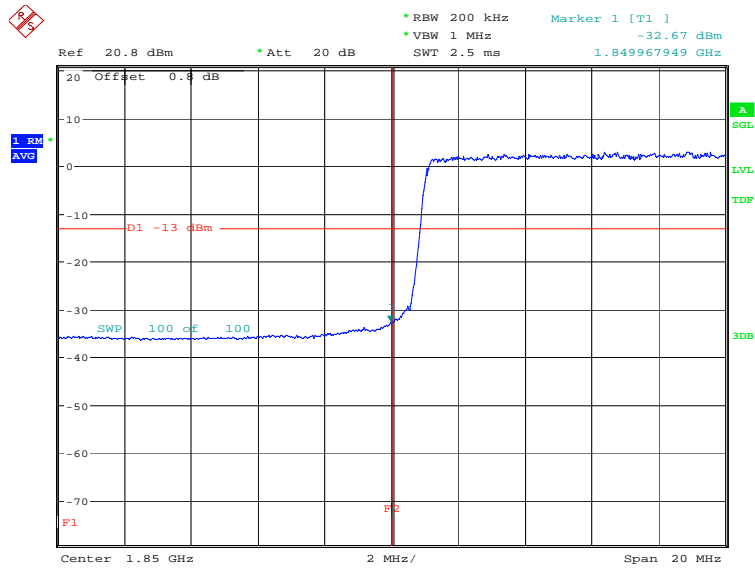
Date: 27.NOV.2019 16:16:07

HIGH BAND EDGE BLOCK-1RB-high_offset



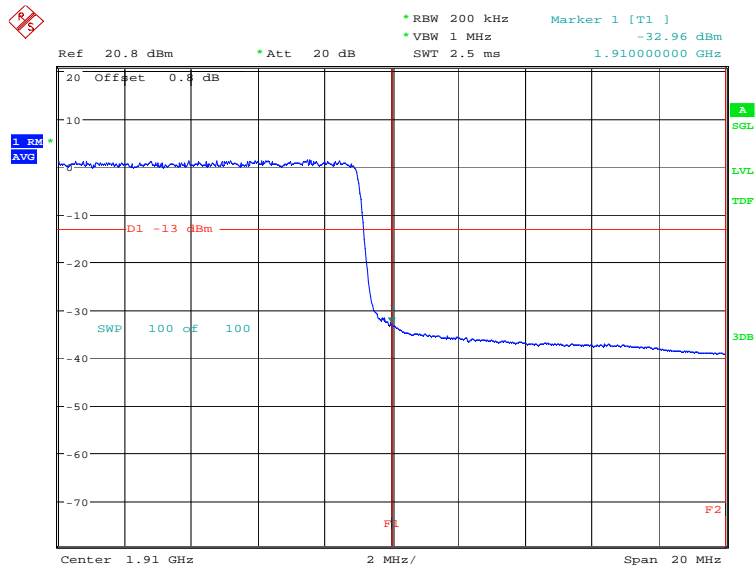
Date: 27.NOV.2019 16:17:46

LOW BAND EDGE BLOCK-20MHz-100%RB



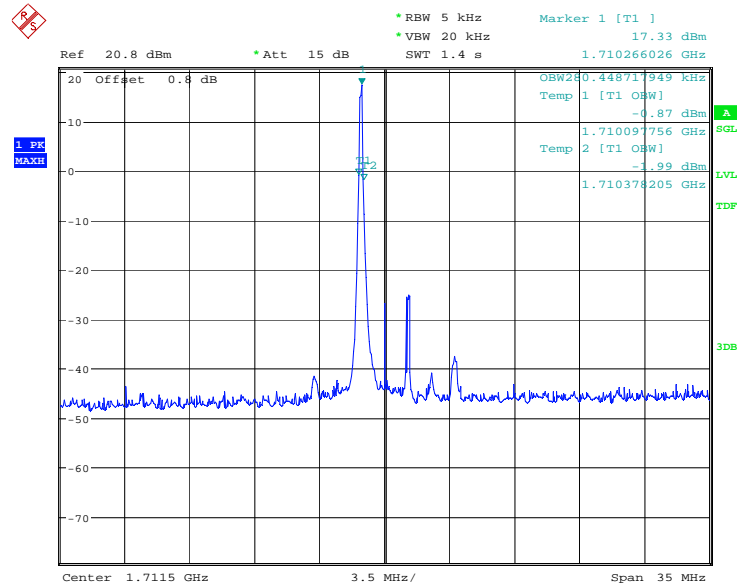
Date: 26.NOV.2019 17:45:48

HIGH BAND EDGE BLOCK-20MHz-100%RB



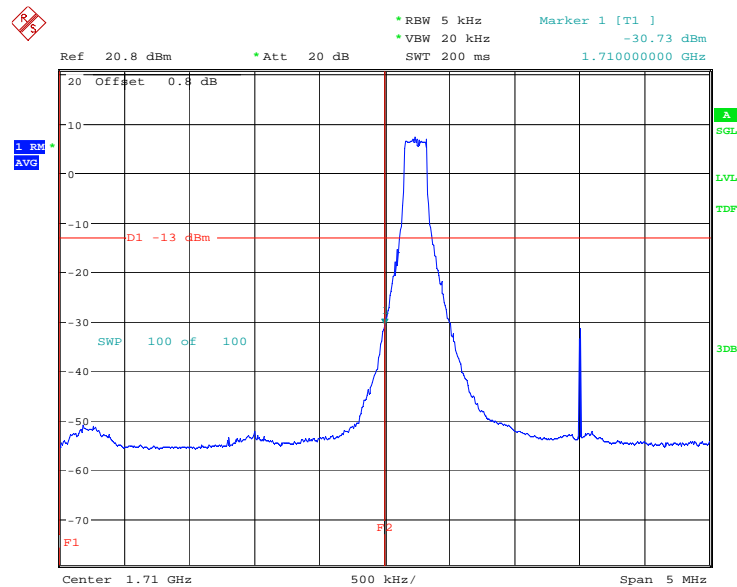
Date: 26.NOV.2019 17:56:13

LTE band 4
OBW: 1RB-low_offset



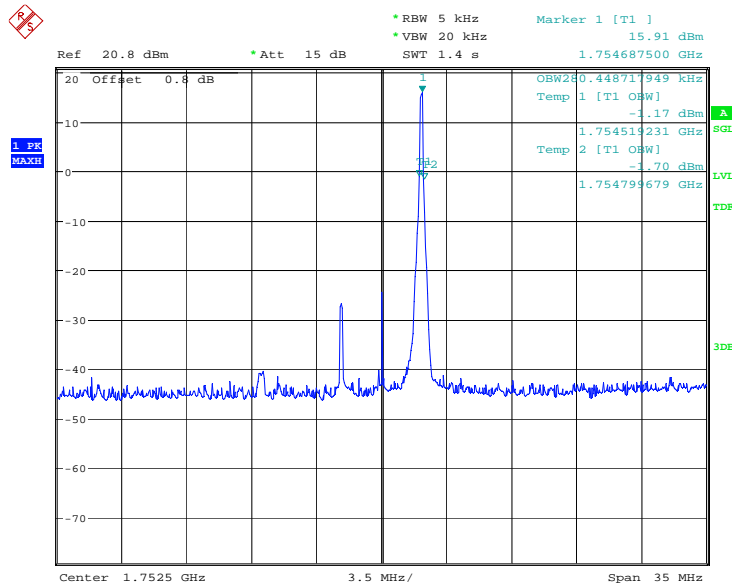
Date: 27.NOV.2019 16:21:50

LOW BAND EDGE BLOCK-1RB-low_offset



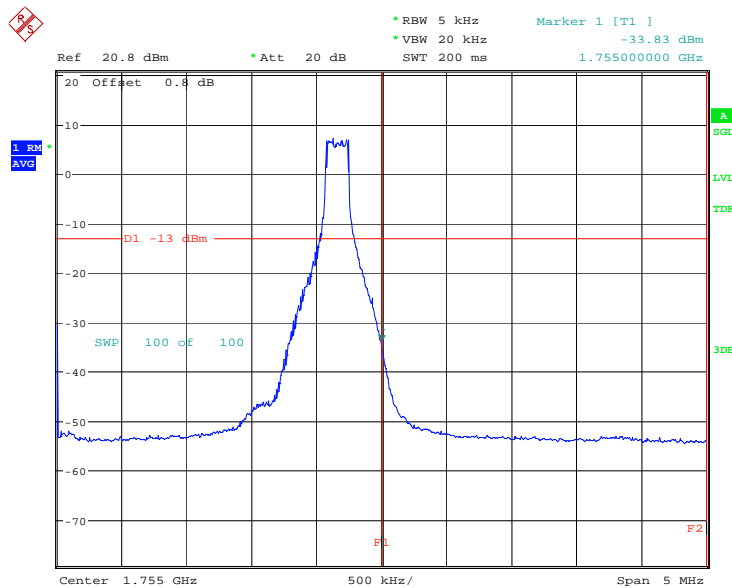
Date: 27.NOV.2019 16:23:29

OBW: 1RB-high_offset



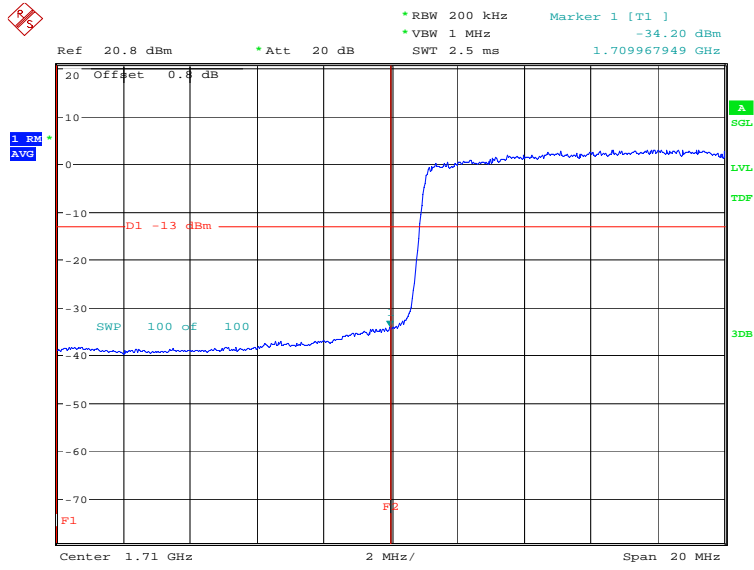
Date: 27.NOV.2019 16:24:50

HIGH BAND EDGE BLOCK-1RB-high_offset



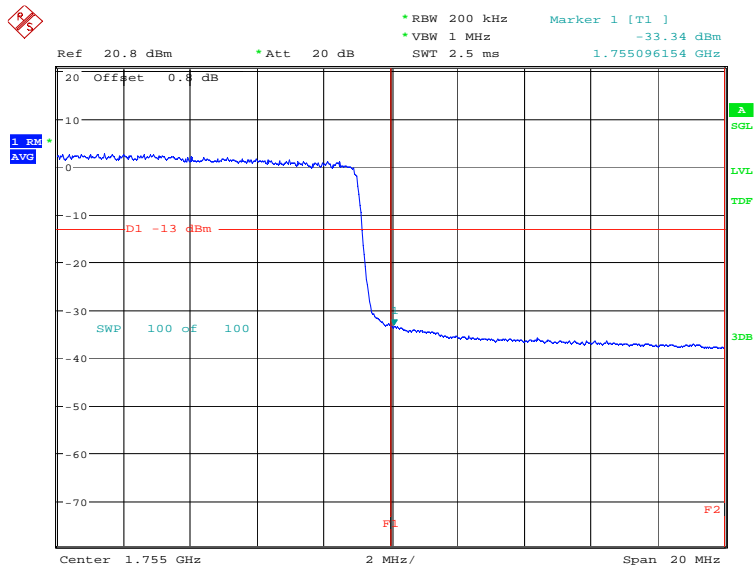
Date: 27.NOV.2019 16:26:28

LOW BAND EDGE BLOCK-20MHz-100%RB



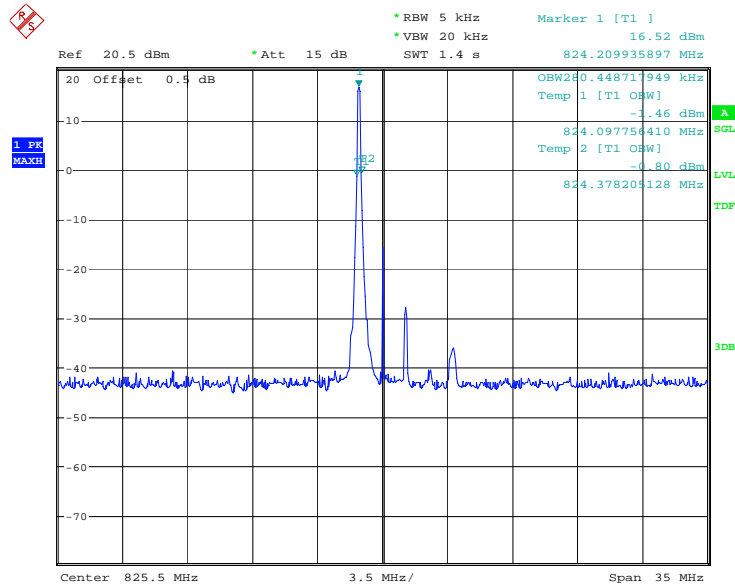
Date: 26.NOV.2019 18:01:45

HIGH BAND EDGE BLOCK-20MHz-100%RB



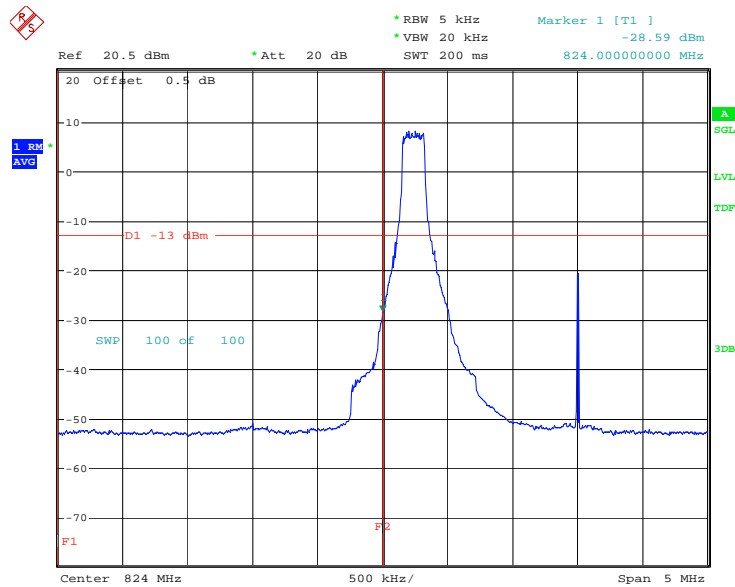
Date: 26.NOV.2019 18:05:01

LTE band 5
OBW: 1RB-low_offset



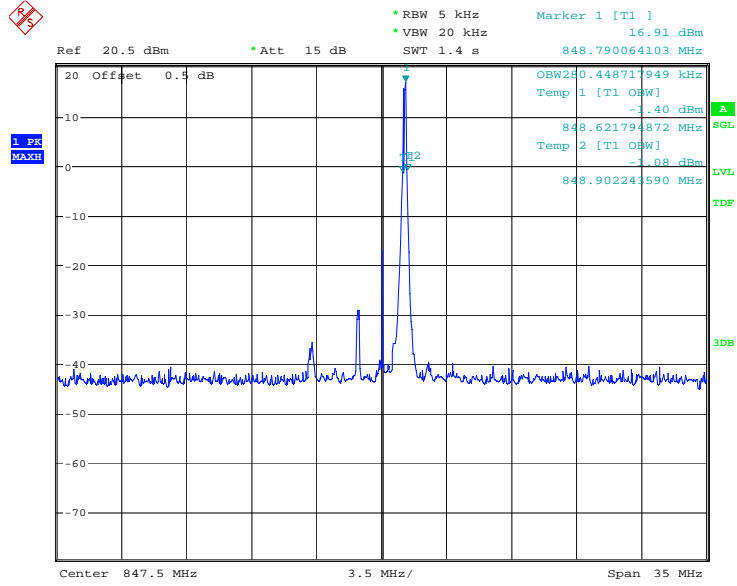
Date: 27.NOV.2019 16:42:03

LOW BAND EDGE BLOCK-1RB-low_offset



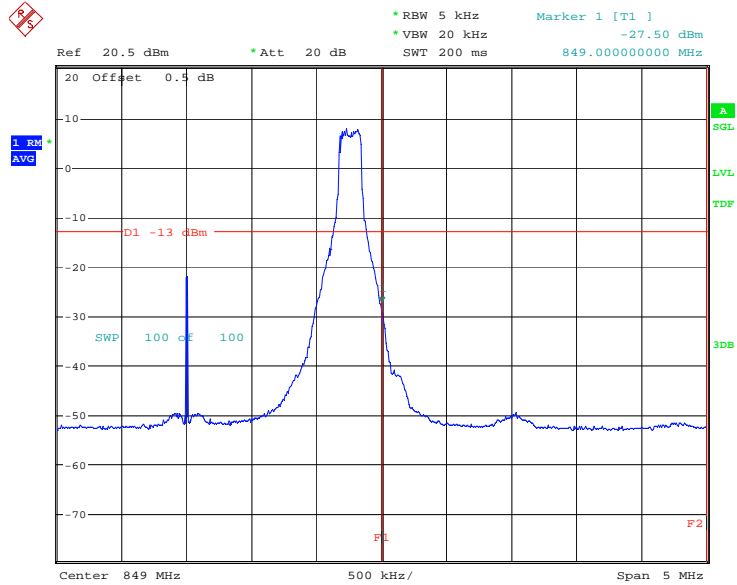
Date: 27.NOV.2019 16:43:41

OBW: 1RB-high_offset



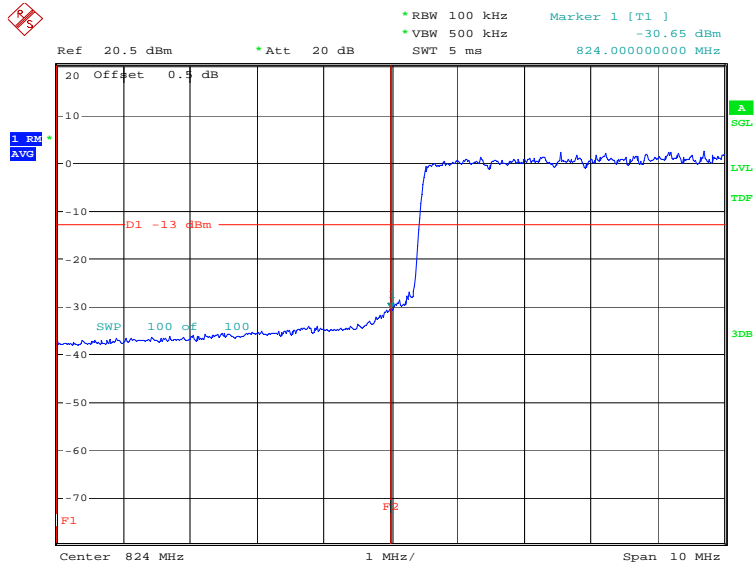
Date: 27.NOV.2019 16:33:32

HIGH BAND EDGE BLOCK-1RB-high_offset



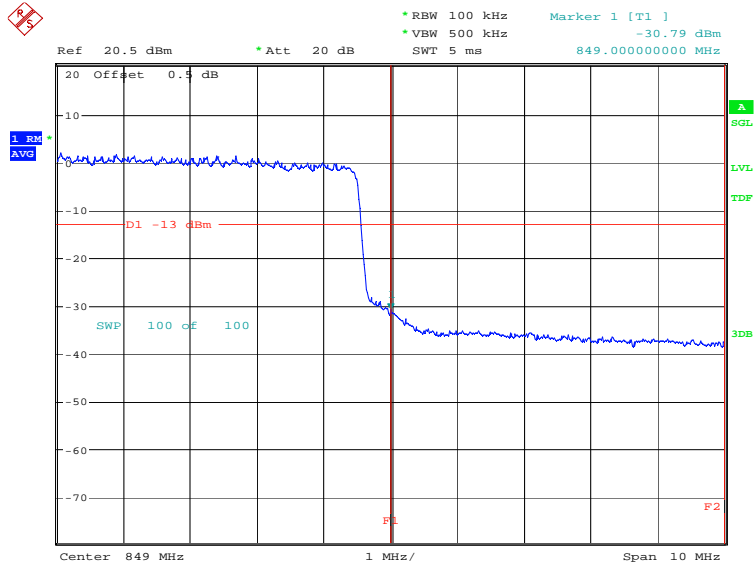
Date: 27.NOV.2019 16:35:10

LOW BAND EDGE BLOCK-10MHz-100%RB



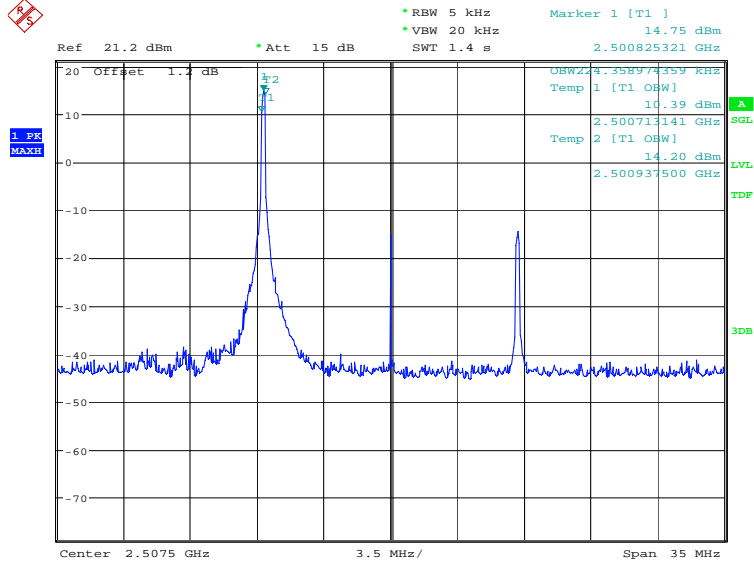
Date: 26.NOV.2019 18:10:46

HIGH BAND EDGE BLOCK-10MHz-100%RB



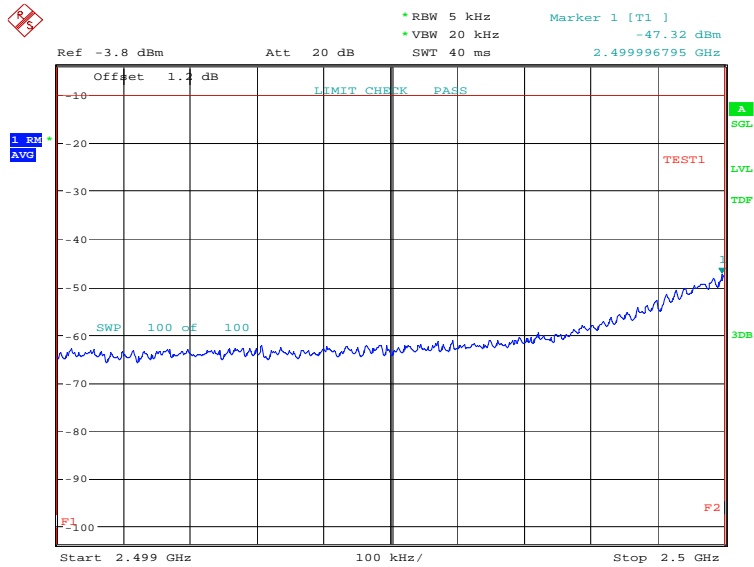
Date: 26.NOV.2019 18:15:27

LTE band 7
OBW: 1RB-low_offset

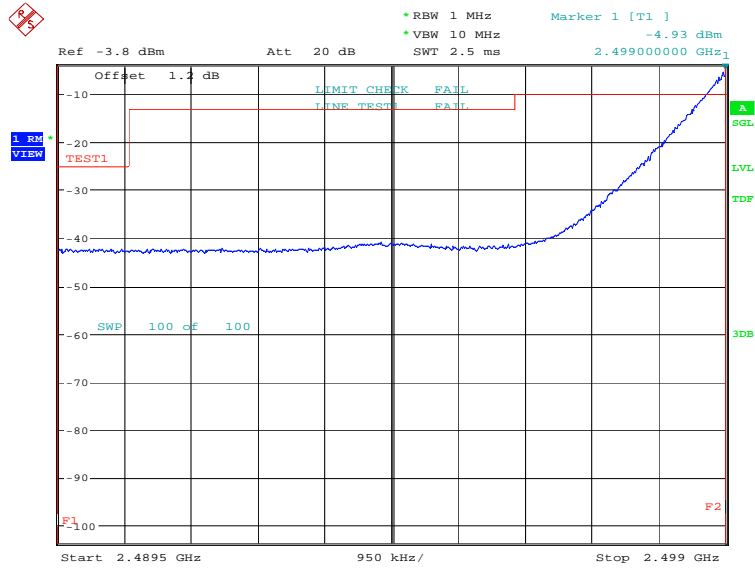


Date: 22.NOV.2019 14:54:03

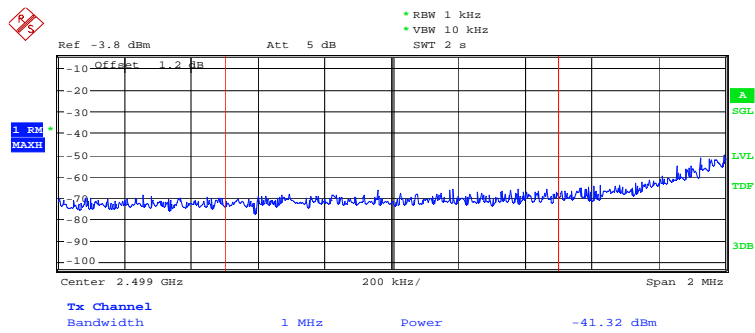
LOW BAND EDGE BLOCK-1RB-low_offset



Date: 22.NOV.2019 14:54:23

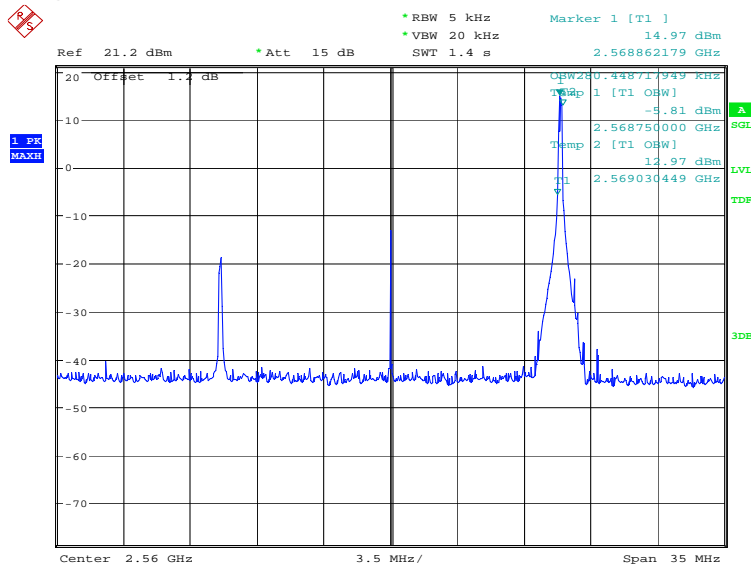


Date: 22.NOV.2019 14:54:41



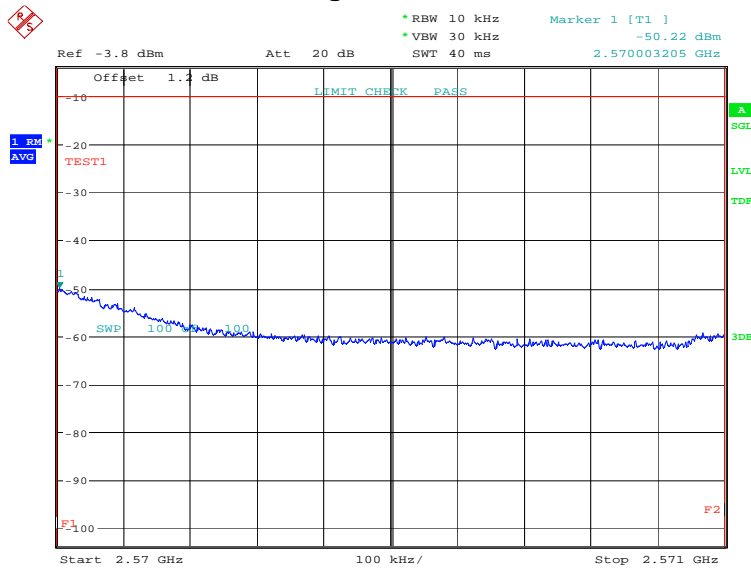
Date: 22.NOV.2019 14:54:53

OBW: 1RB-high_offset

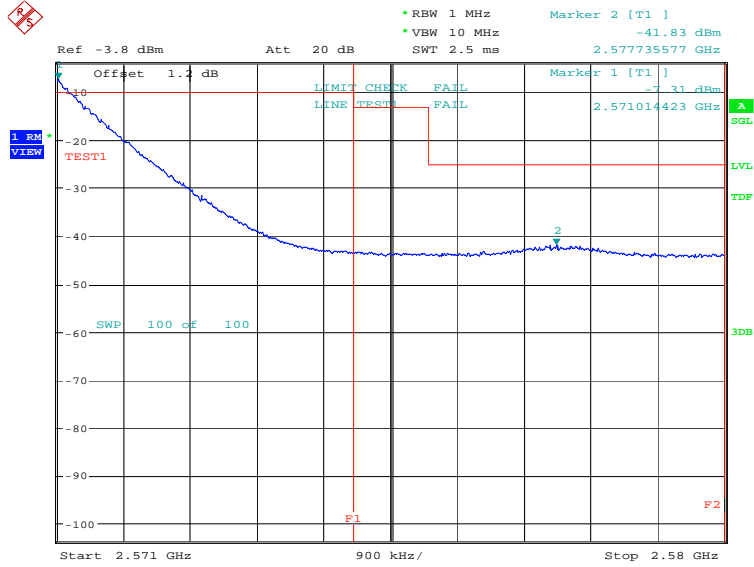


Date: 22.NOV.2019 14:49:20

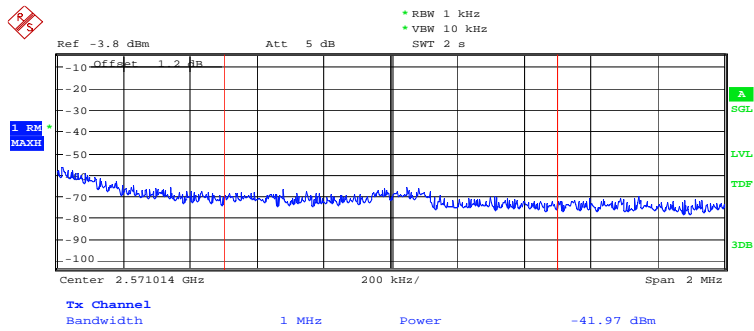
HIGH BAND EDGE BLOCK-1RB-high_offset



Date: 22.NOV.2019 14:49:41

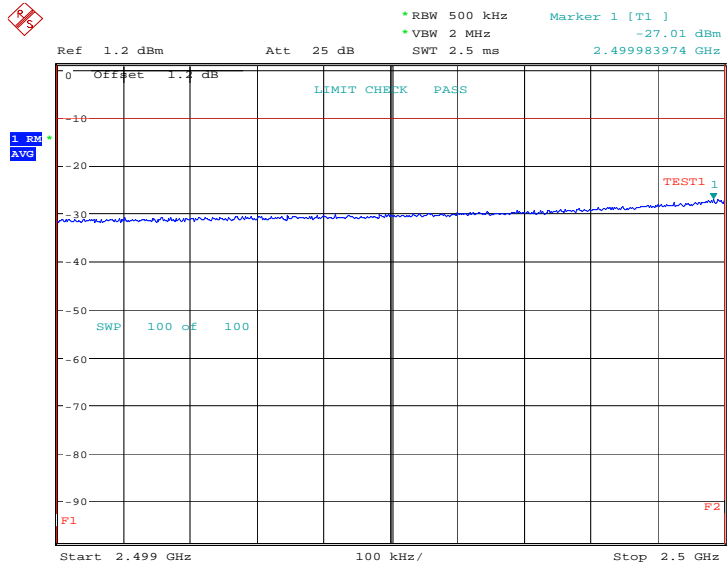


Date: 22.NOV.2019 14:50:01

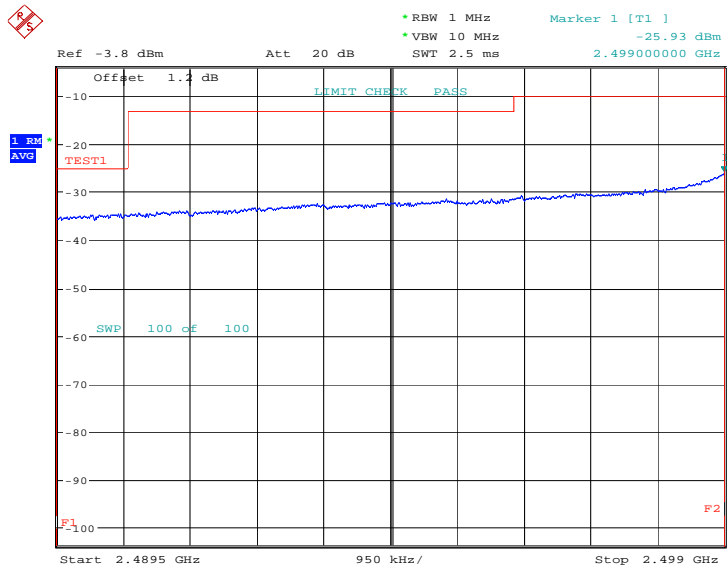


Date: 22.NOV.2019 14:50:12

LOW BAND EDGE BLOCK-20MHz-100%RB

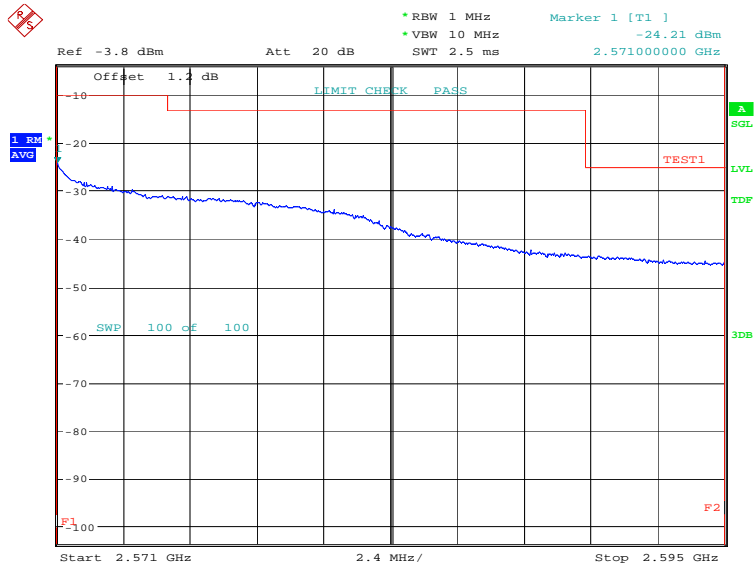
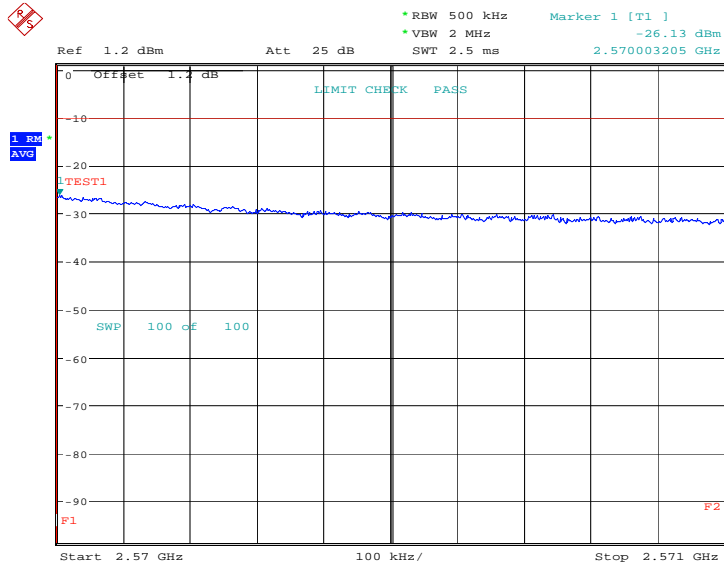


Date: 21.NOV.2019 16:24:49



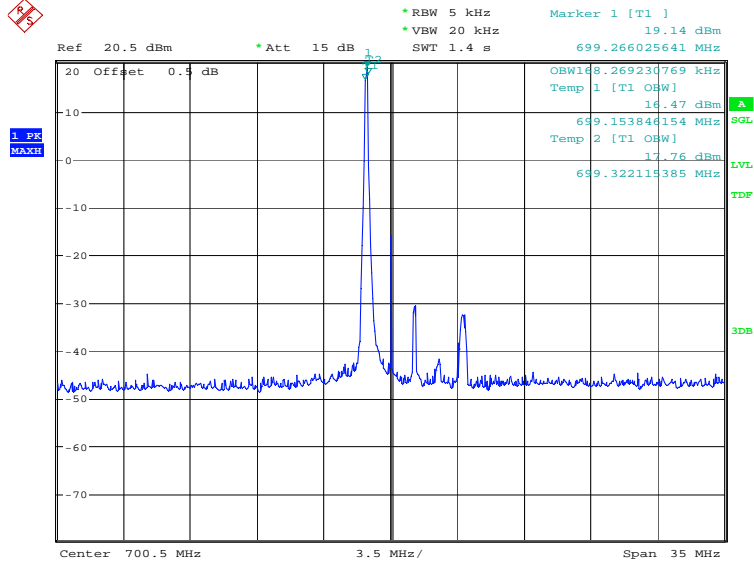
Date: 21.NOV.2019 16:25:02

HIGH BAND EDGE BLOCK-20MHz-100%RB



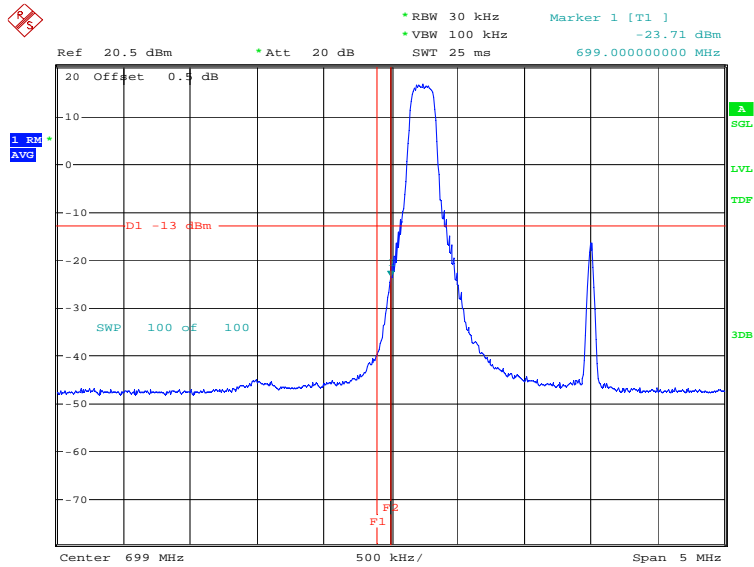
Date: 21.NOV.2019 16:27:58

LTE band 12
OBW: 1RB-low_offset



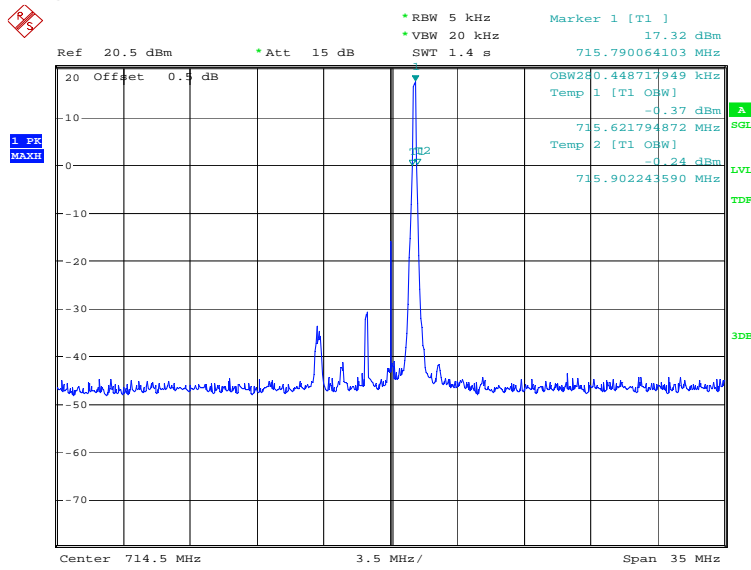
Date: 26.NOV.2019 18:25:35

LOW BAND EDGE BLOCK-1RB-low_offset



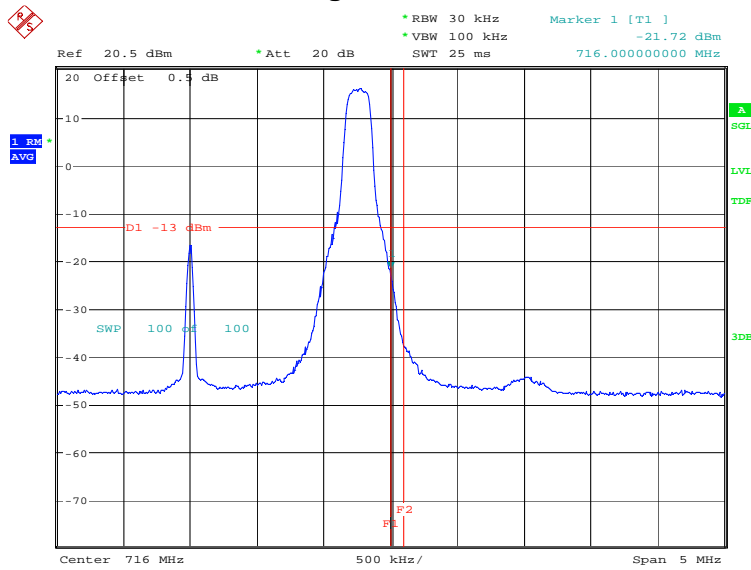
Date: 26.NOV.2019 18:25:50

OBW: 1RB-high_offset



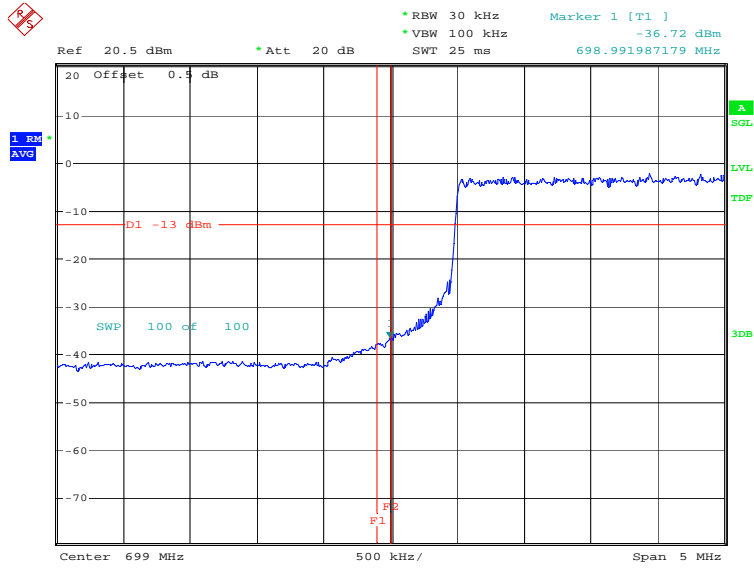
Date: 26.NOV.2019 18:28:48

HIGH BAND EDGE BLOCK-1RB-high_offset



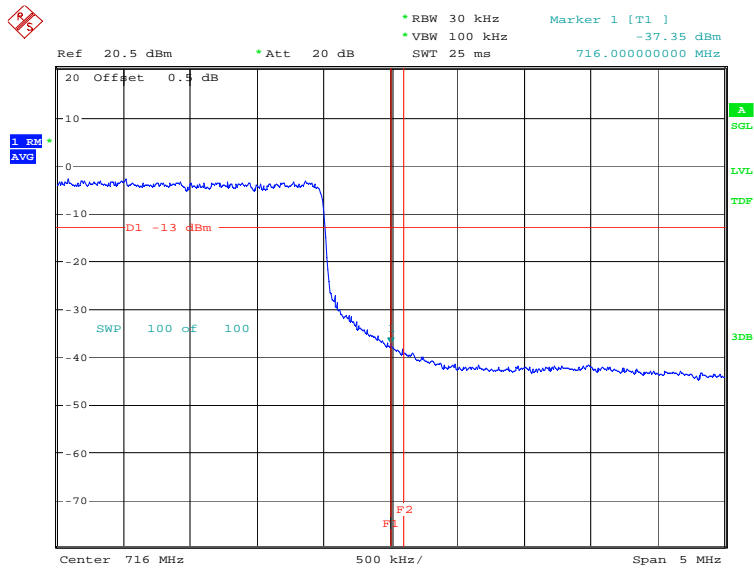
Date: 26.NOV.2019 18:29:03

LOW BAND EDGE BLOCK-10MHz-100%RB



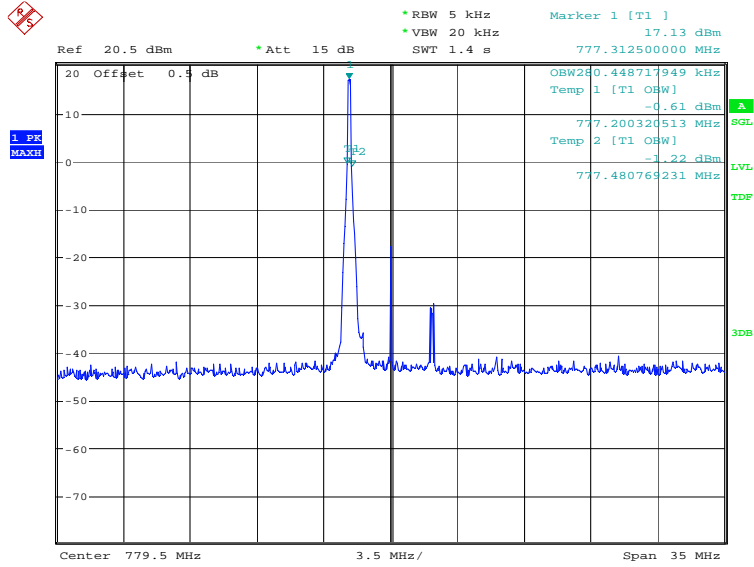
Date: 26.NOV.2019 18:26:22

HIGH BAND EDGE BLOCK-10MHz-100%RB



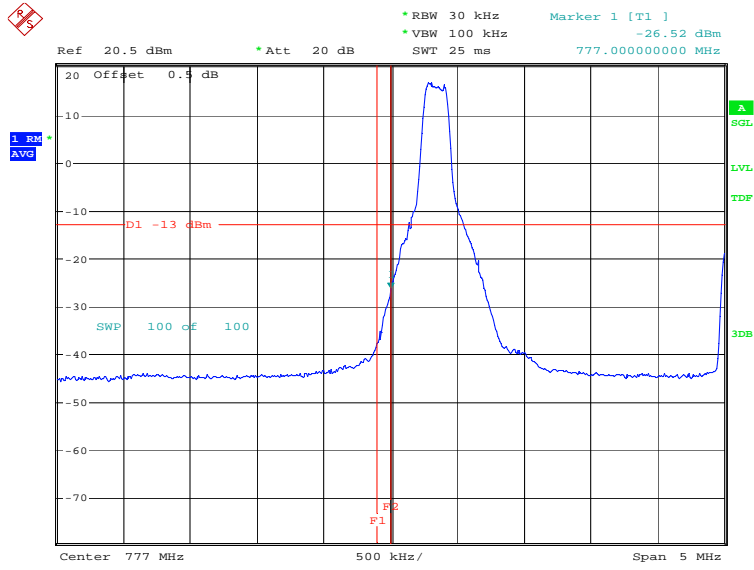
Date: 26.NOV.2019 18:29:34

LTE band 13
OBW: 1RB-low_offset

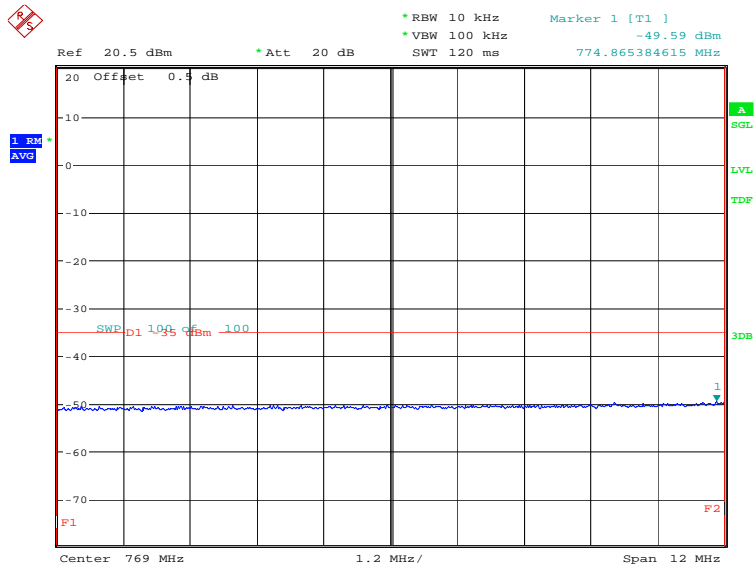


Date: 28.NOV.2019 18:32:30

LOW BAND EDGE BLOCK-1RB-low_offset

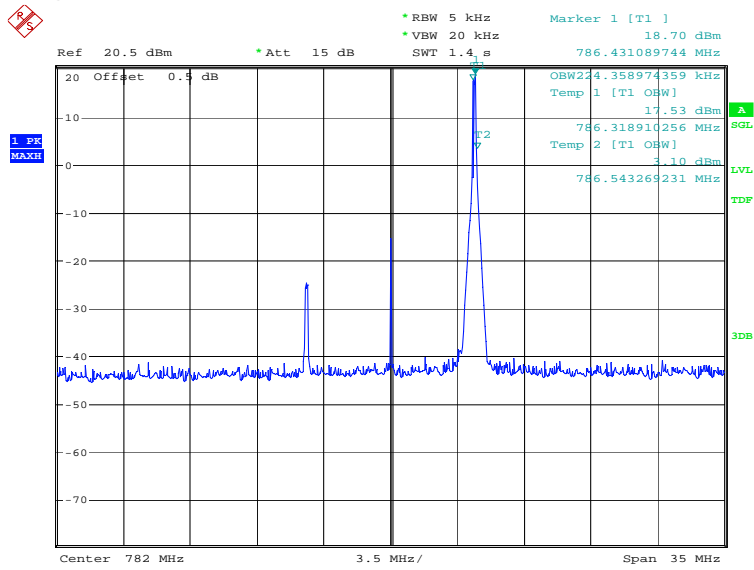


Date: 28.NOV.2019 18:34:08



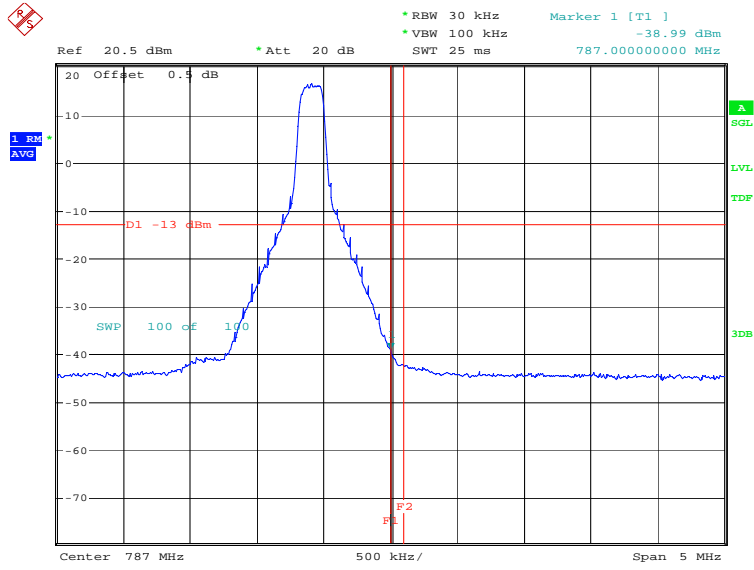
Date: 28.NOV.2019 18:35:46

OBW: 1RB-high_offset

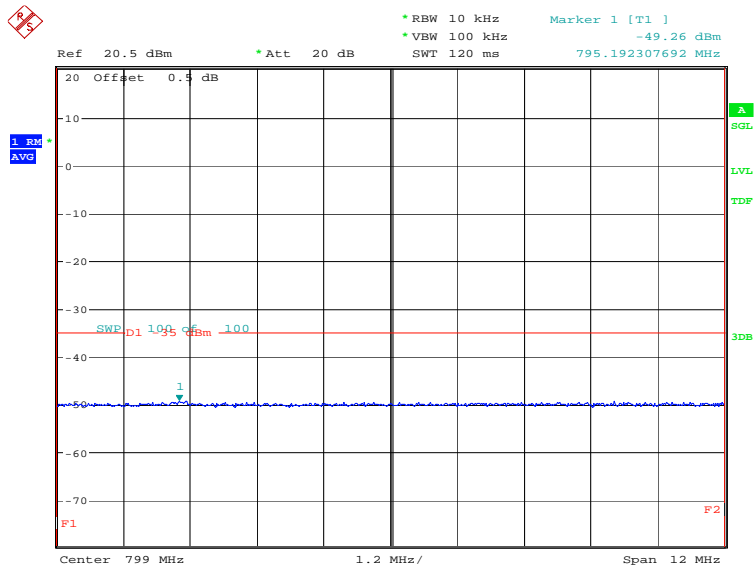


Date: 28.NOV.2019 18:40:37

HIGH BAND EDGE BLOCK-1RB-high_offset

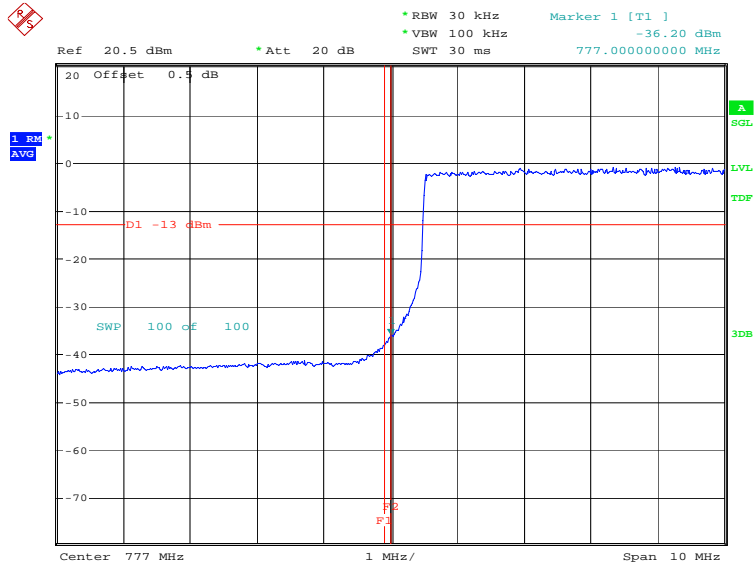


Date: 28.NOV.2019 18:42:16

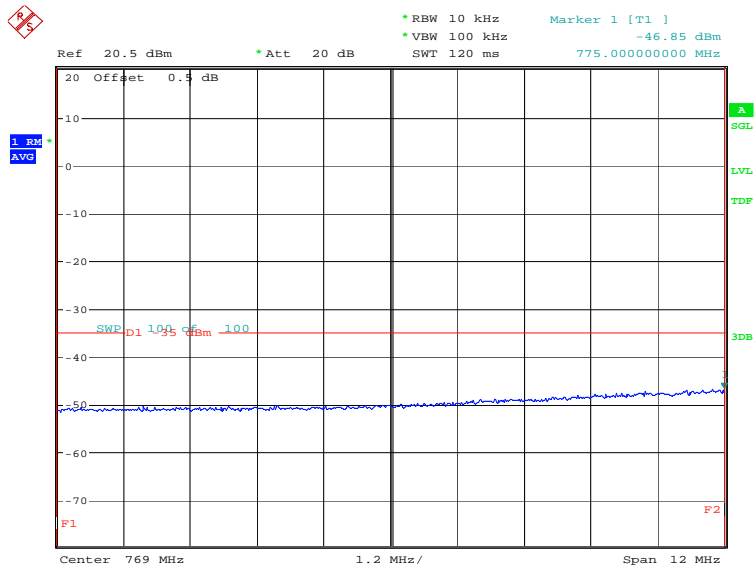


Date: 28.NOV.2019 18:43:53

LOW BAND EDGE BLOCK-10MHz-100%RB

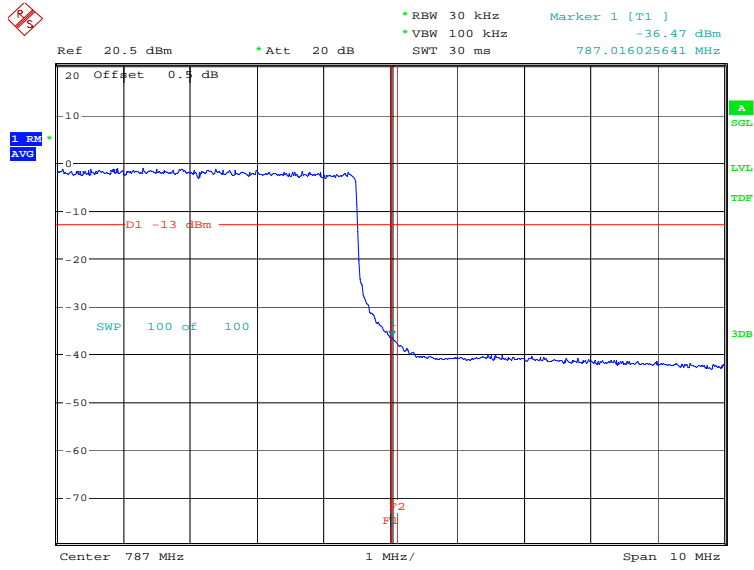


Date: 28.NOV.2019 18:37:40

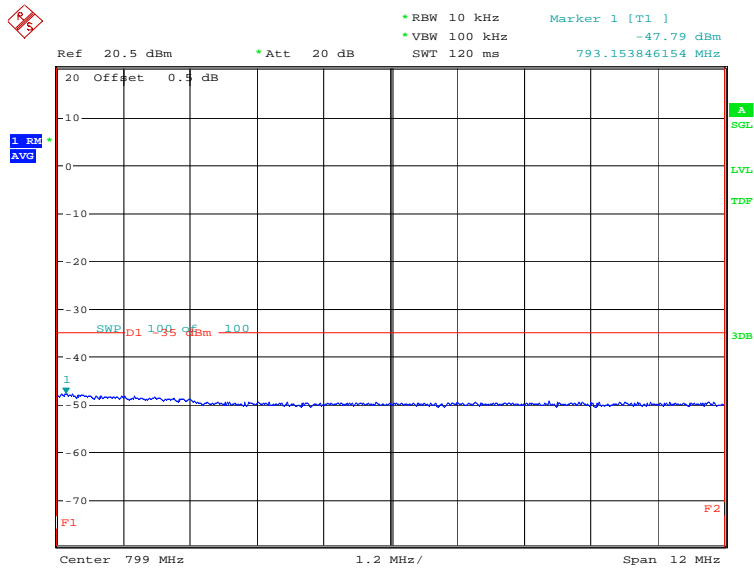


Date: 28.NOV.2019 18:39:18

HIGH BAND EDGE BLOCK-10MHz-100%RB

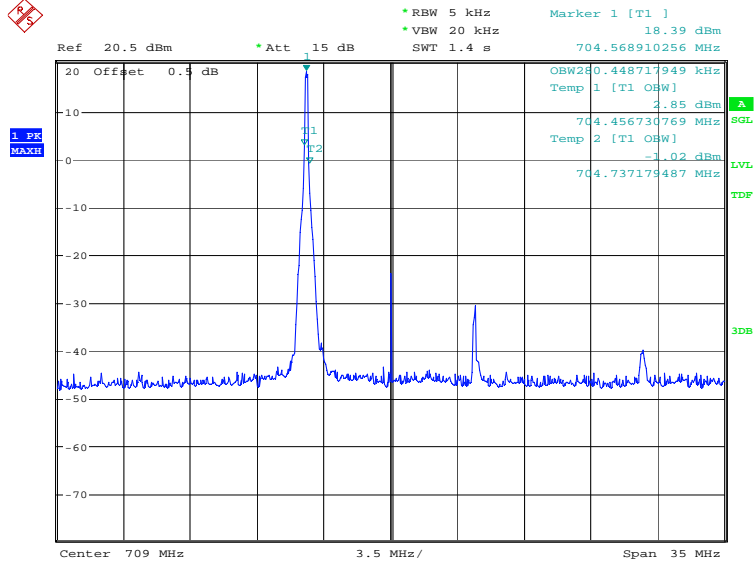


Date: 28.NOV.2019 18:45:45



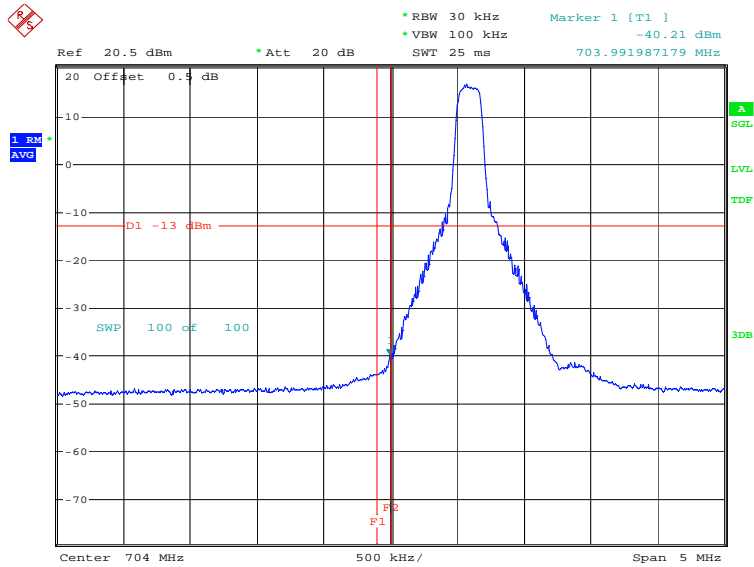
Date: 28.NOV.2019 18:47:23

LTE band 17
OBW: 1RB-low_offset



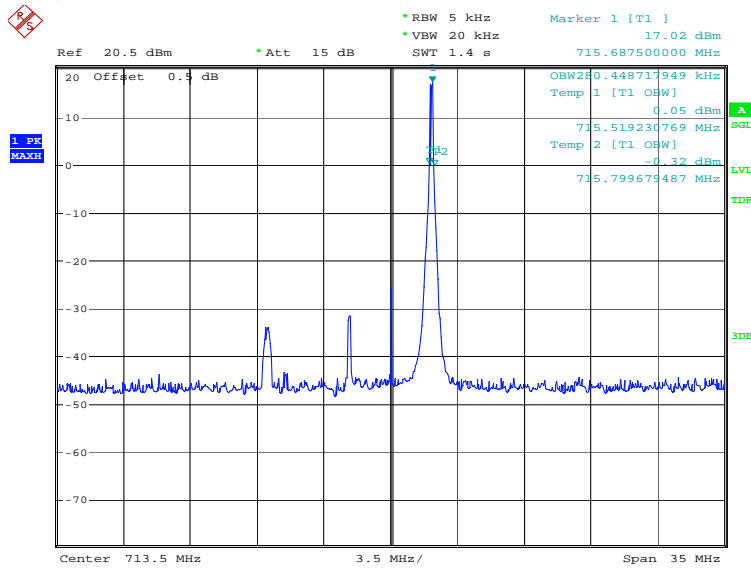
Date: 3.MAR.2020 15:13:28

LOW BAND EDGEBLOCK-1RB-low_offset



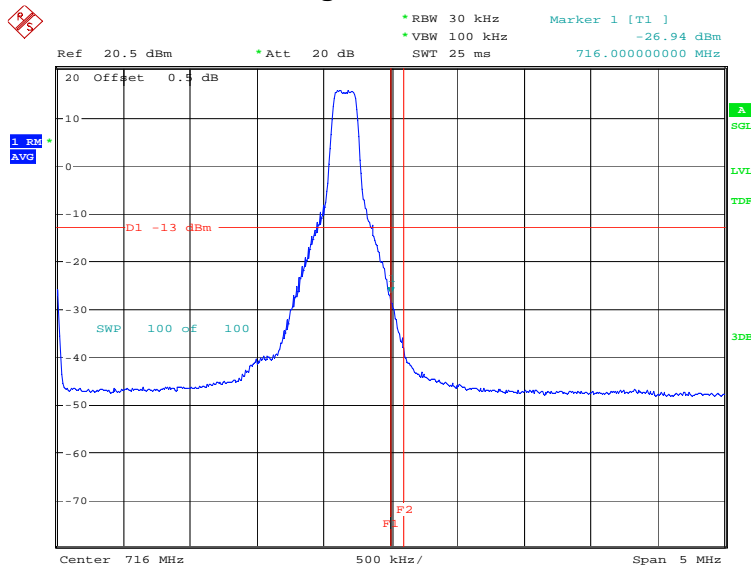
Date: 3.MAR.2020 15:15:07

OBW: 1RB-high_offset



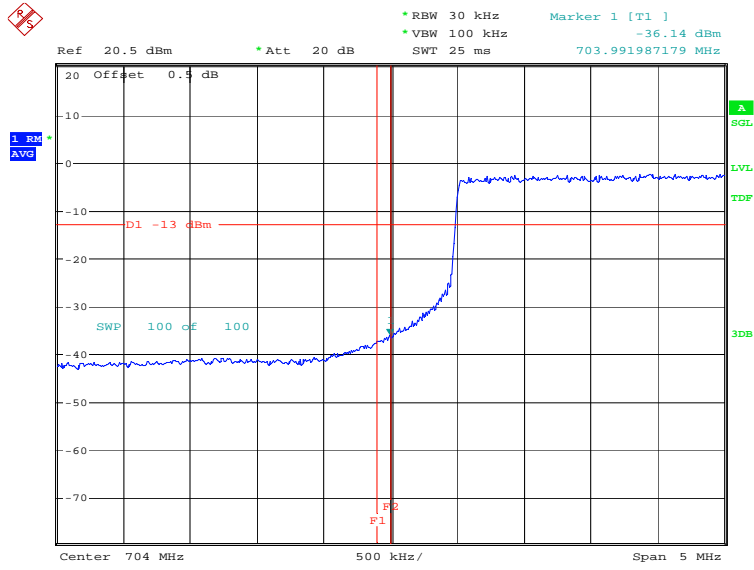
Date: 3.MAR.2020 15:20:16

HIGH BAND EDGEBLOCK-1RB-high_offset



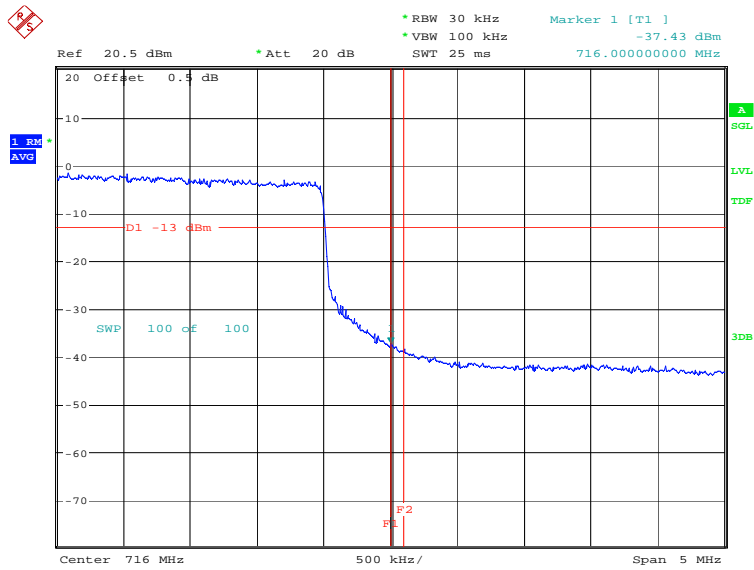
Date: 3.MAR.2020 15:21:54

LOW BAND EDGEBLOCK-10MHz-100%RB



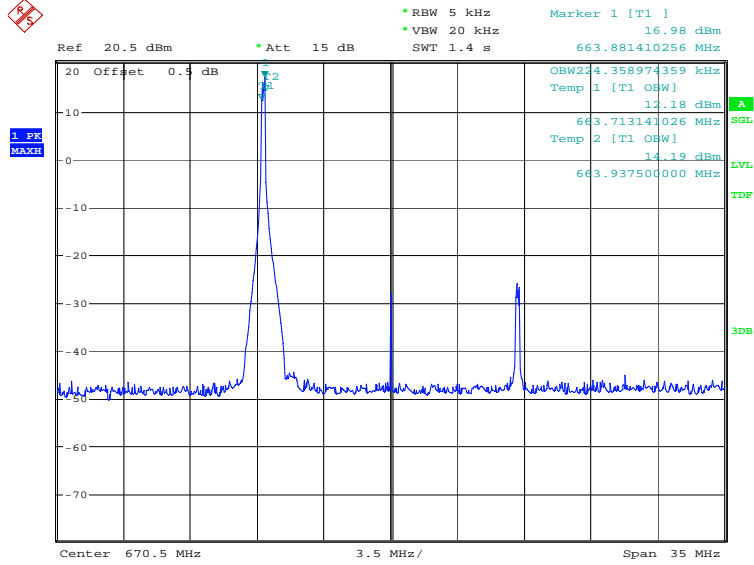
Date: 3.MAR.2020 15:16:59

HIGH BAND EDGEBLOCK-10MHz-100%RB



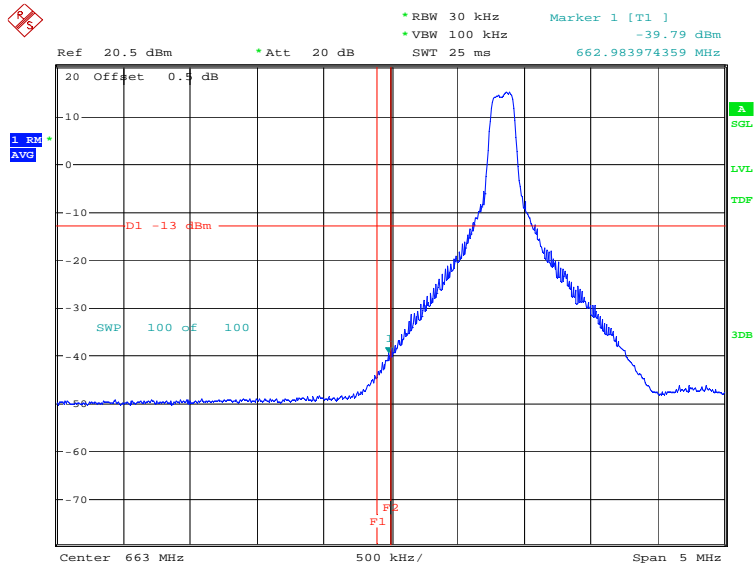
Date: 3.MAR.2020 15:23:49

LTE band 71
OBW: 1RB-low_offset



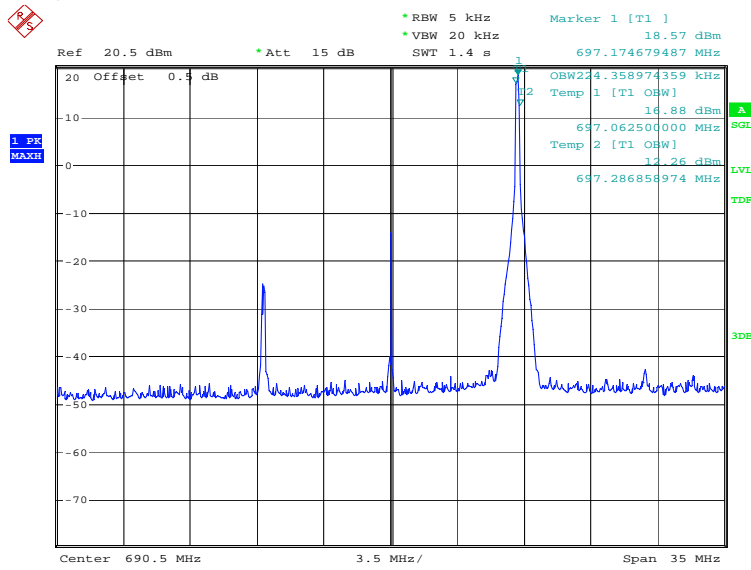
Date: 26.NOV.2019 18:56:19

LOW BAND EDGE BLOCK-1RB-low_offset



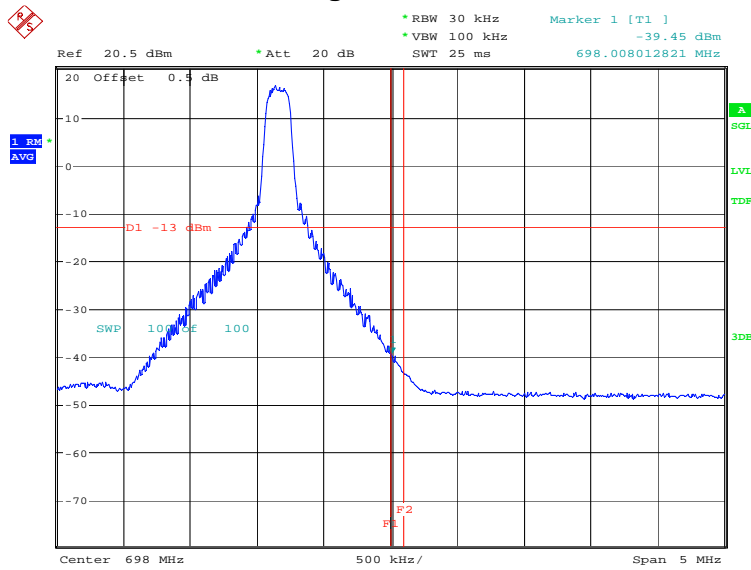
Date: 26.NOV.2019 18:56:35

OBW: 1RB-high_offset



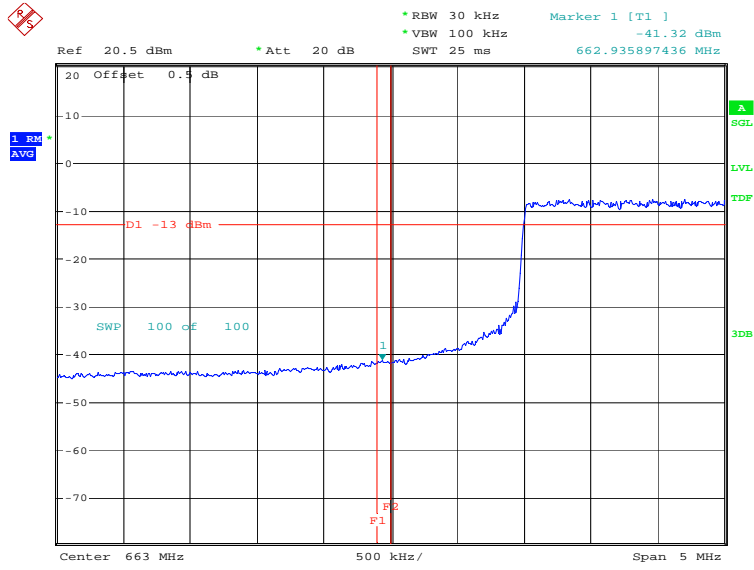
Date: 26.NOV.2019 18:59:30

HIGH BAND EDGE BLOCK-1RB-high_offset



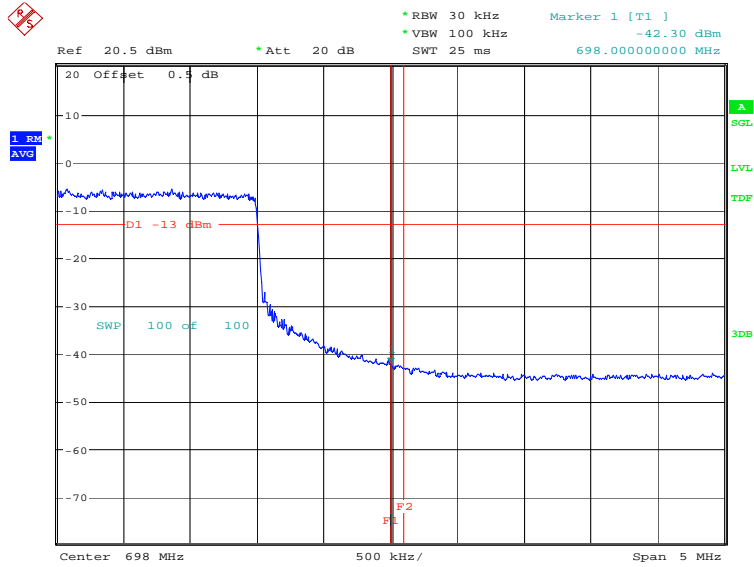
Date: 26.NOV.2019 18:59:45

LOW BAND EDGE BLOCK-20MHz-100%RB



Date: 26.NOV.2019 18:57:06

HIGH BAND EDGE BLOCK-20MHz-100%RB



Date: 26.NOV.2019 19:00:17

A.7 CONDUCTED SPURIOUS EMISSION

A.7.1 Measurement Method

The following steps outline the procedure used to measure the conducted emissions from the EUT.

1. In measuring unwanted emissions, the spectrum shall be investigated from 30 MHz or the lowest radio frequency signal generated in the equipment, whichever is lower, without going below 9 kHz, up to at least the frequency given below:
 - (a) If the equipment operates below 10 GHz: to the tenth harmonic of the highest fundamental frequency or to 40 GHz, whichever is lower.
 - (b) If the equipment operates at or above 10 GHz: to the fifth harmonic of the highest fundamental frequency or to 100 GHz, whichever is lower.
2. Determine EUT transmit frequencies: below outlines the band edge frequencies pertinent to conducted emissions testing.
3. The number of sweep points of spectrum analyzer is set to 30001 which is greater than span/RBW.

A.7.2 Measurement Limit

Part 22.917, Part 24.238 and Part 27.53(h) specify that the power of any emission outside of the authorized operating frequency ranges must be attenuated below the transmitting power (P) by a factor of at least $43 + 10\log(P)$ dB.

The specification that emissions shall be attenuated below the transmitter power (P) by at least $43 + 10\log(P)$ dB, translates in the relevant power range (1 to 0.001 W) to -13 dBm. At 1 W the specified minimum attenuation becomes 43 dB and relative to a 30 dBm (1 W) carrier becomes a limit of -13 dBm. At 0.001 W (0 dBm) the minimum attenuation is 13 dB, which again yields a limit of -13 dBm. In this way a translation of the specification from relative to absolute terms is carried out.

Part 27.53(m)(4) specifies for mobile digital stations, the attenuation factor shall be not less than $40 + 10\log(P)$ dB on all frequencies between the channel edge and 5 megahertz from the channel edge, $43 + 10\log(P)$ dB on all frequencies between 5 megahertz and X megahertz from the channel edge, and $55 + 10\log(P)$ dB on all frequencies more than X megahertz from the channel edge, where X is the greater of 6 megahertz or the actual emission bandwidth as defined in paragraph (m)(6) of this section. In addition, the attenuation factor shall not be less than $43 + 10\log(P)$ dB on all frequencies between 2490.5 MHz and 2496 MHz and $55 + 10\log(P)$ dB at or below 2490.5 MHz. Mobile Satellite Service licensees operating on frequencies below 2495 MHz may also submit a documented interference complaint against BRS licensees operating on channel BRS Channel 1 on the same terms and conditions as adjacent channel BRS or EBS licensees.

Part 27.53(c) states for operations in the 746–758 MHz band and the 776–788 MHz band, the power of any emission outside the licensee's frequency band(s) of operation



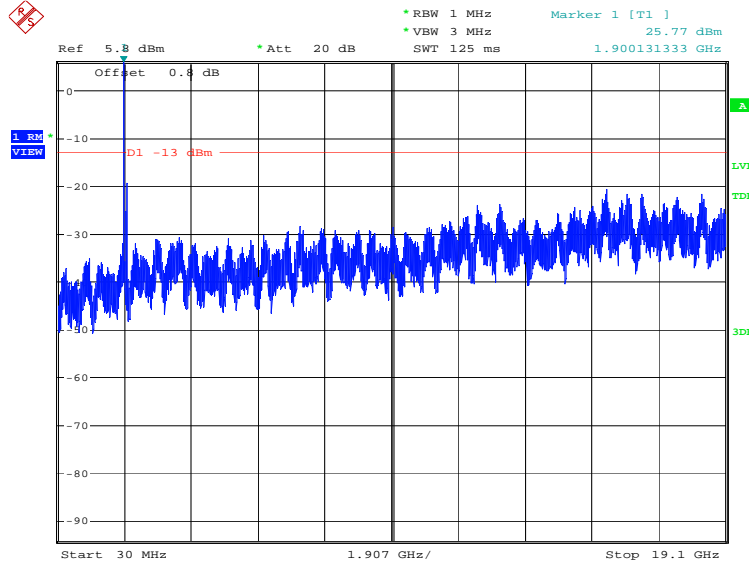
shall be attenuated below the transmitter power (P) within the licensed band(s) of operation, measured in watts, in accordance with the following:(1) On any frequency outside the 746-758 MHz band, the power of any emission shall be attenuated outside the band below the transmitter power (P) by at least $43 + 10 \log (P)$ dB;(2) On any frequency outside the 776-788 MHz band, the power of any emission shall be attenuated outside the band below the transmitter power (P) by at least $43 + 10 \log (P)$ dB;(4) On all frequencies between 763-775 MHz and 793-805 MHz, by a factor not less than $65 + 10 \log (P)$ dB in a 6.25 kHz band segment, for mobile and portable stations.

Part 27.53(g) states for operations in the 600 MHz band and the 698-746 MHz band, the power of any emission outside a licensee's frequency band(s) of operation shall be attenuated below the transmitter power (P) within the licensed band(s) of operation, measured in watts, by at least $43 + 10 \log (P)$ dB. Compliance with this provision is based on the use of measurement instrumentation employing a resolution bandwidth of 100 kilohertz or greater. However, in the 100 kilohertz bands immediately outside and adjacent to a licensee's frequency block, a resolution bandwidth of at least 30 kHz may be employed.

A. 7.2 Measurement result

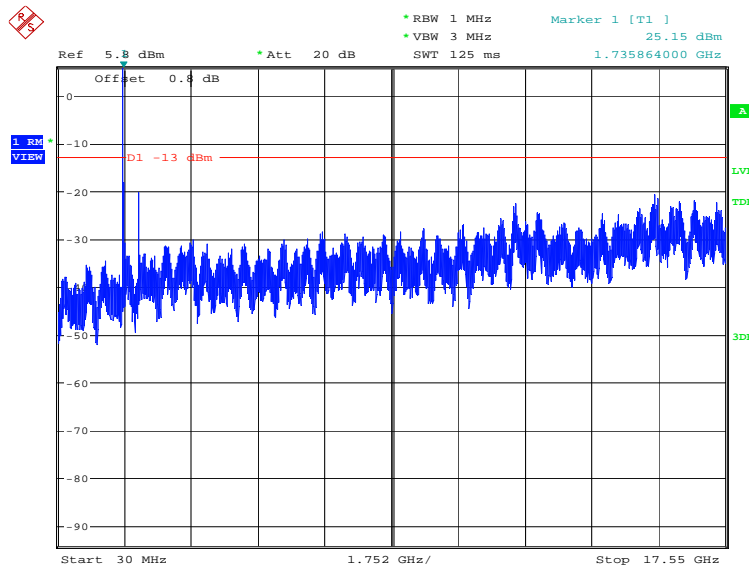
Only the worst case result is given below

LTE band 2: 30MHz – 19.1GHz



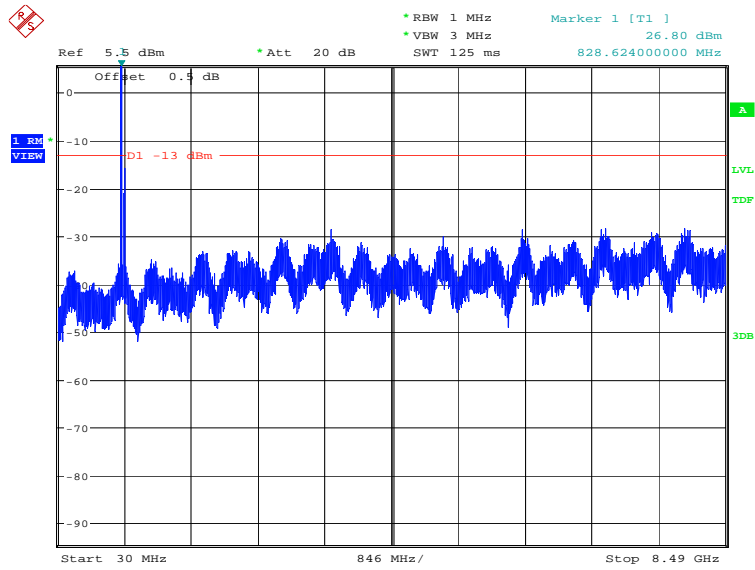
Date: 26.NOV.2019 19:06:36

LTE band 4: 30MHz – 17.55GHz



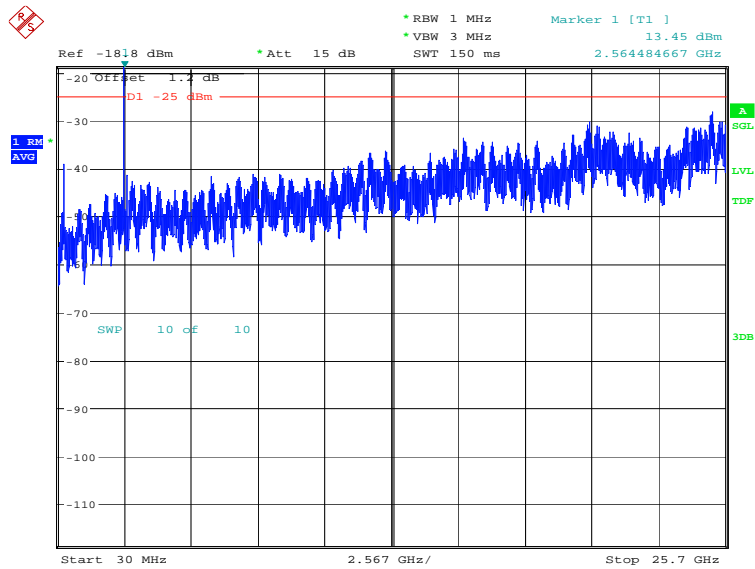
Date: 26.NOV.2019 19:33:27

LTE band 5: 30MHz – 8.49GHz



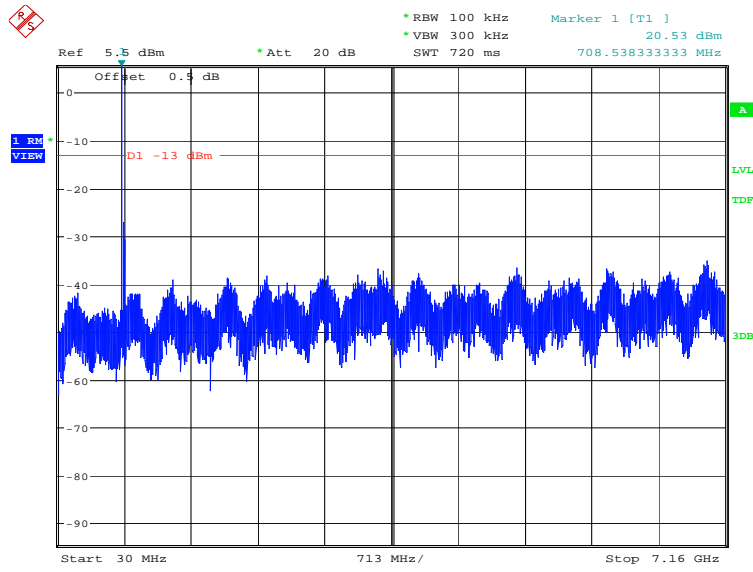
Date: 26.NOV.2019 19:35:43

LTE band 7: 30MHz – 25.7GHz



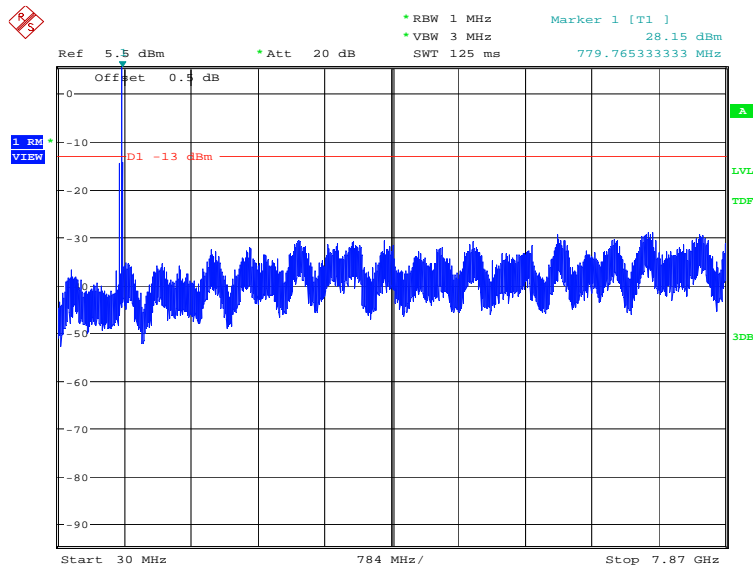
Date: 21.NOV.2019 16:44:27

LTE band 12: 30MHz – 7.16GHz



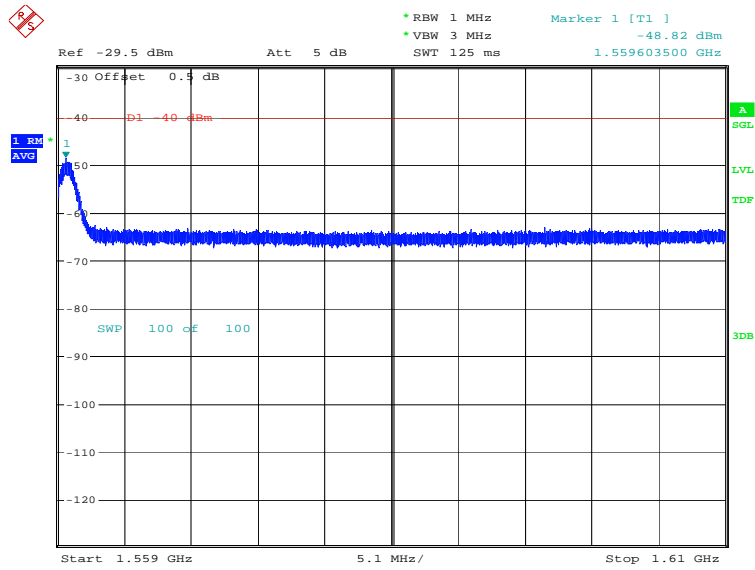
Date: 26.NOV.2019 19:36:11

LTE band 13: 30MHz – 7.87GHz



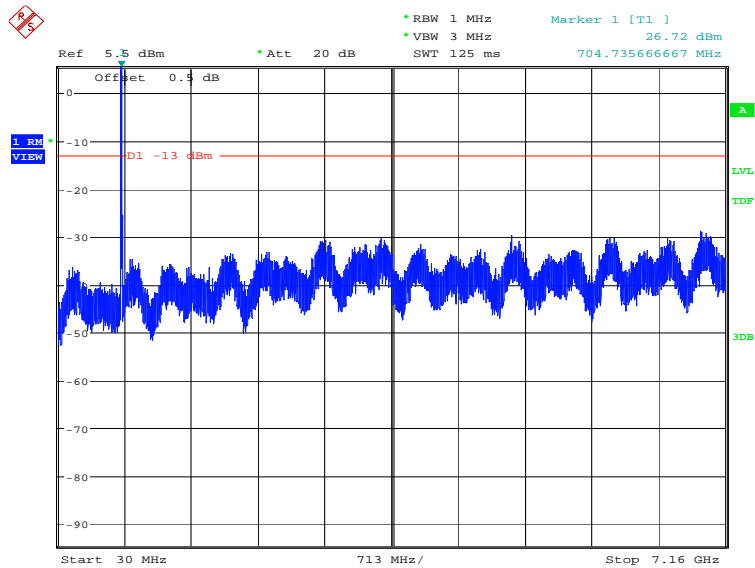
Date: 26.NOV.2019 19:37:09

LTE band 13: 1559MHz – 1610MHz



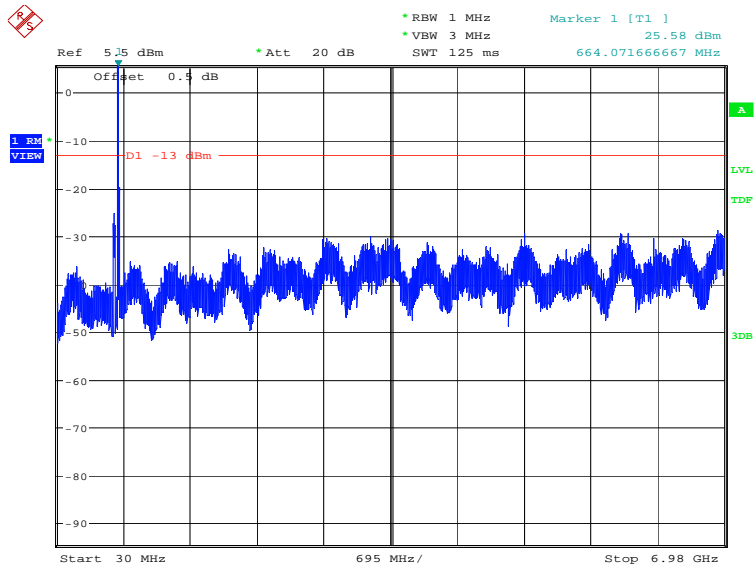
Date: 26.NOV.2019 19:37:43

LTE band 17: 30MHz – 7.16GHz



Date: 3.MAR.2020 15:26:57

LTE band 71: 30MHz – 6.98GHz



Date: 26.NOV.2019 19:38:33

A.8 PEAK-TO-AVERAGE POWER RATIO

The peak-to-average power ratio (PAPR) of the transmitter output power must not exceed 13 dB. The PAPR measurements should be made using either an instrument with complementary cumulative distribution function (CCDF) capabilities to determine that PAPR will not exceed 13 dB for more than 0.1 percent of the time or other Commission approved procedure. The measurement must be performed using a signal corresponding to the highest PAPR expected during periods of continuous transmission.

- a) Refer to instrument's analyzer instruction manual for details on how to use the power statistics/CCDF function;
- b) Set resolution/measurement bandwidth \geq signal's occupied bandwidth;
- c) Set the number of counts to a value that stabilizes the measured CCDF curve;
- d) Set the measurement interval to 1 ms
- e) Record the maximum PAPR level associated with a probability of 0.1%

A.8.1 Measurement limit

not exceed 13 dB

A.8.2 Measurement results

LTE band 2, 20MHz

Frequency(MHz)	PAPR(dB)	
1880.0	QPSK	16QAM
	6.92	7.50

LTE band 4, 20MHz

Frequency(MHz)	PAPR(dB)	
1732.5	QPSK	16QAM
	6.67	7.37

LTE band 7, 20MHz

Frequency(MHz)	PAPR(dB)	
2535.0	QPSK	16QAM
	7.18	7.63

LTE band 12, 10MHz

Frequency(MHz)	PAPR(dB)	
707.5	QPSK	16QAM
	5.13	6.06

LTE band 13, 10MHz

Frequency(MHz)	PAPR(dB)	
782.0	QPSK	16QAM
	5.35	6.12

LTE band 17,10MHz

Frequency(MHz)	PAPR(dB)	
710.0	QPSK	16QAM
	5.29	6.19

LTE band 71, 20MHz

Frequency(MHz)	PAPR(dB)	
680.5	QPSK	16QAM
	6.44	7.15

ANNEX B: Accreditation Certificate

<p>United States Department of Commerce National Institute of Standards and Technology</p> 	
<hr/> Certificate of Accreditation to ISO/IEC 17025:2005 <hr/>	
NVLAP LAB CODE: 600118-0	
Telecommunication Technology Labs, CAICT Beijing China	
<i>is accredited by the National Voluntary Laboratory Accreditation Program for specific services, listed on the Scope of Accreditation, for:</i>	
Electromagnetic Compatibility & Telecommunications	
<i>This laboratory is accredited in accordance with the recognized International Standard ISO/IEC 17025:2005. This accreditation demonstrates technical competence for a defined scope and the operation of a laboratory quality management system (refer to joint ISO-ILAC-IAF Communique dated January 2009).</i>	
<hr/> 2019-09-26 through 2020-09-30 <i>Effective Dates</i>	 For the National Voluntary Laboratory Accreditation Program

END OF REPORT