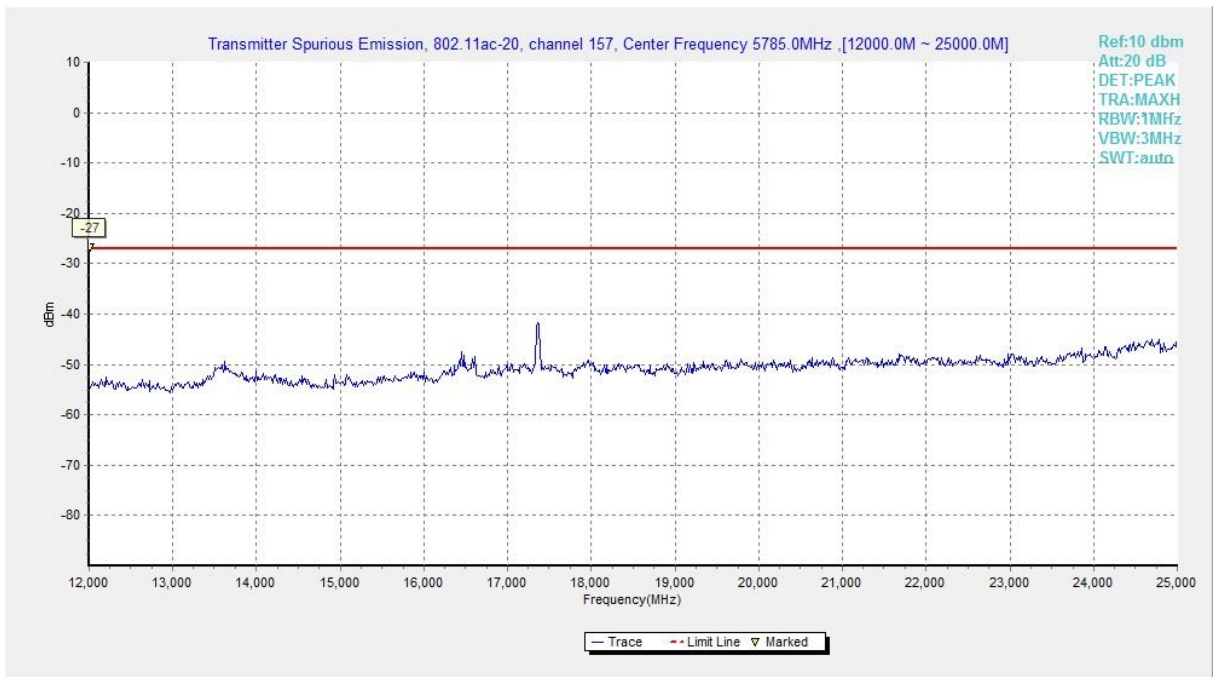
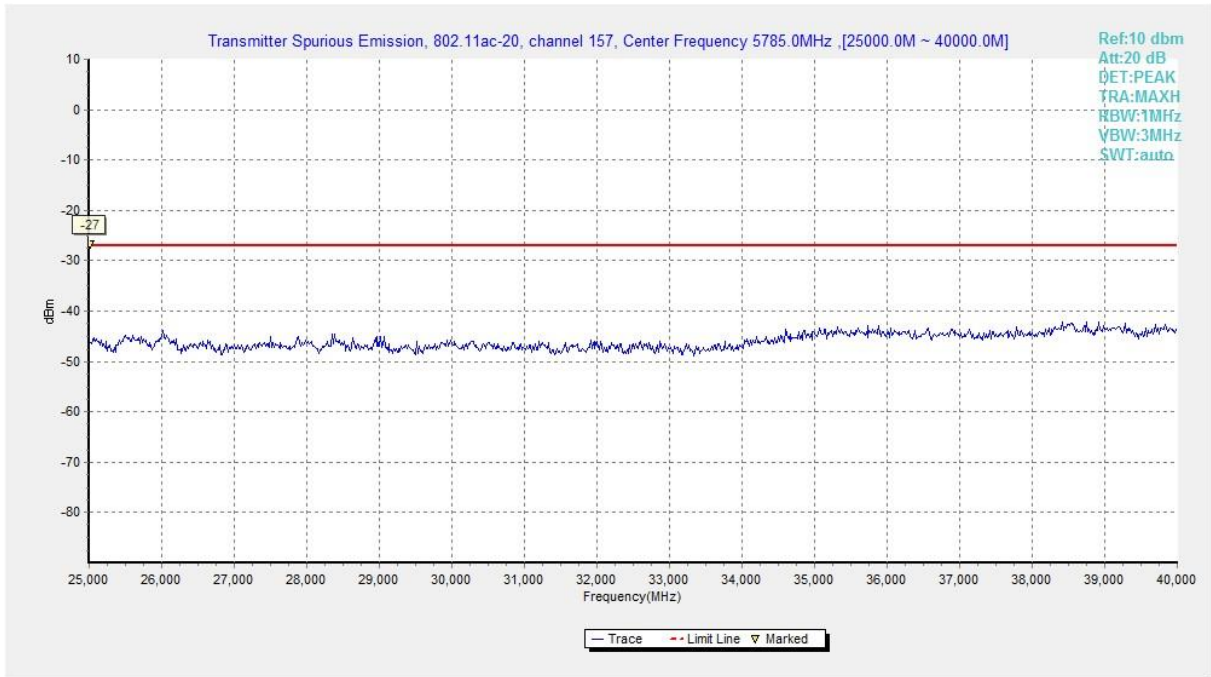


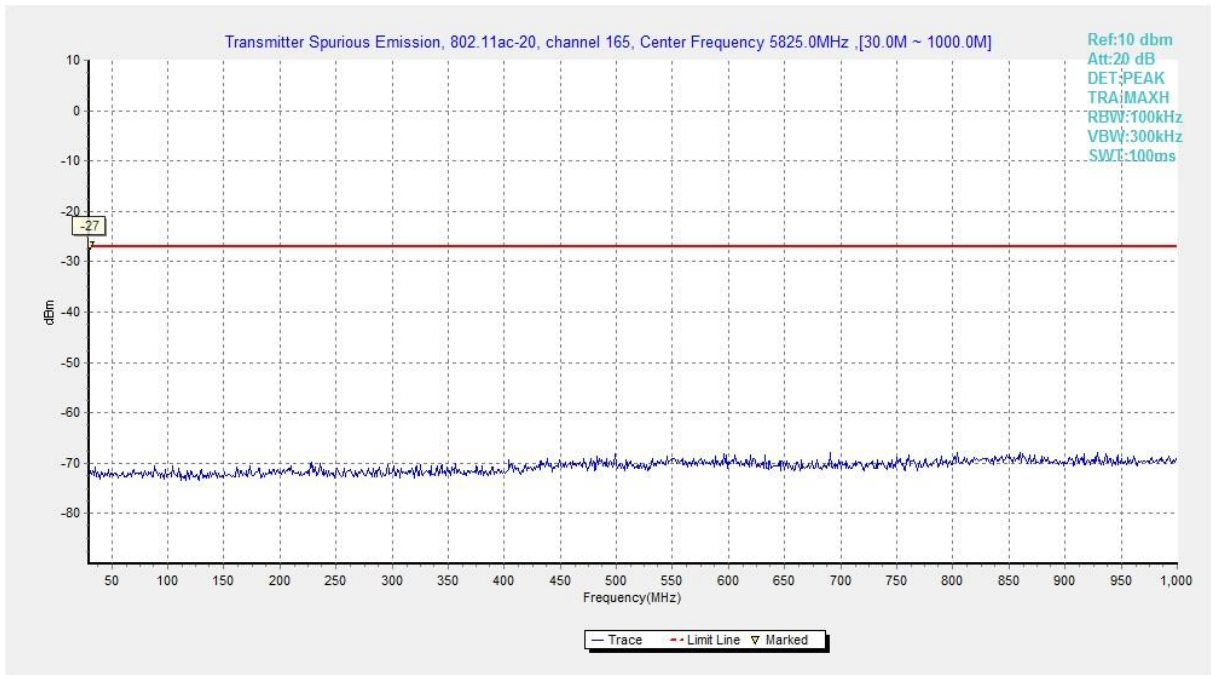
**Fig. 44 Conducted Spurious Emission (802.11ac-HT20, Ch157, 1 GHz -12 GHz)**



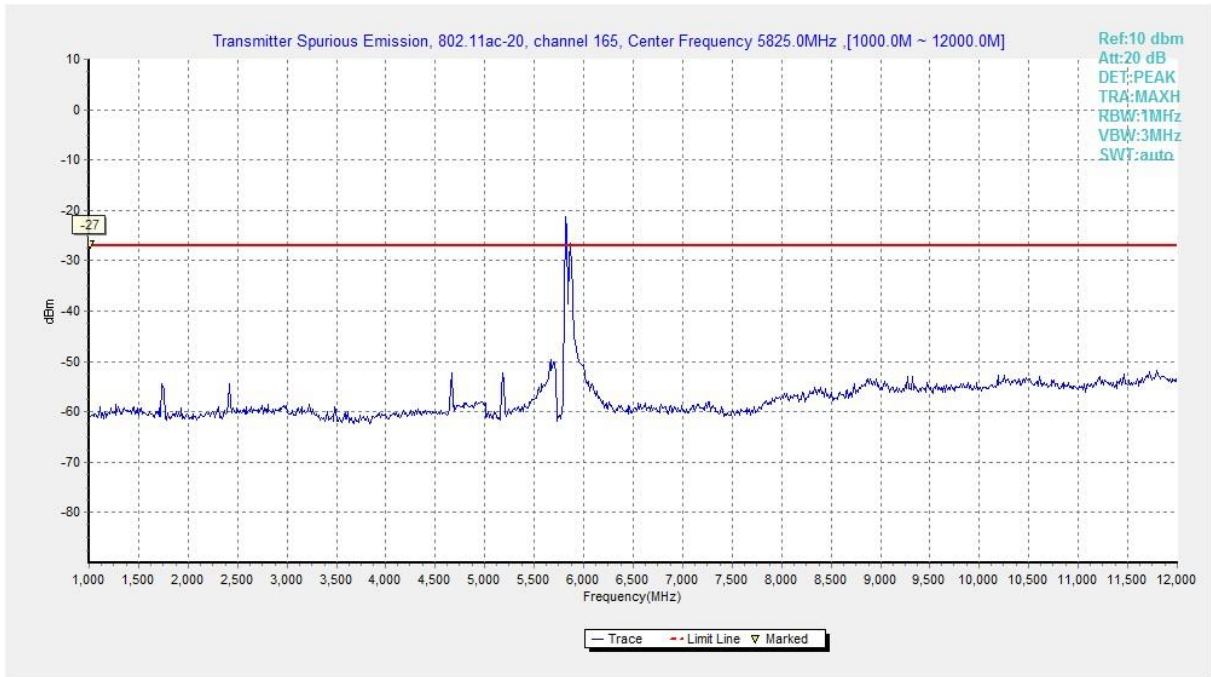
**Fig. 45 Conducted Spurious Emission (802.11ac-HT20, Ch157, 12 GHz-25 GHz)**



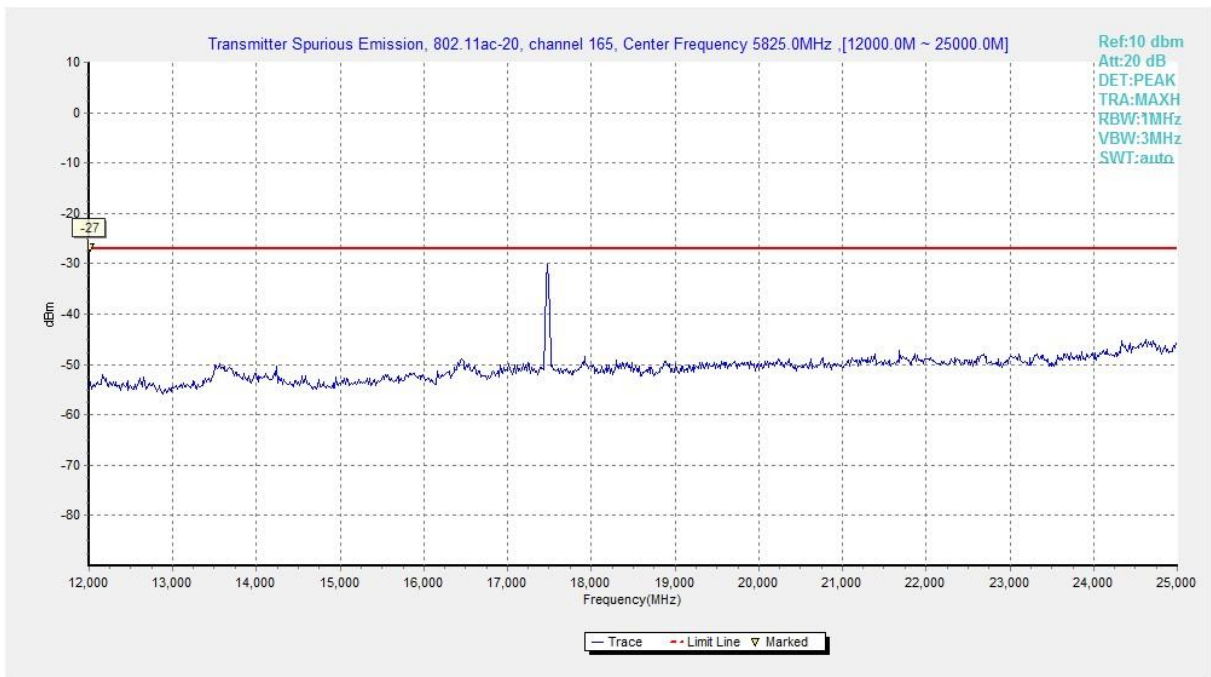
**Fig. 46 Conducted Spurious Emission (802.11ac-HT20, Ch157, 25 GHz-40 GHz)**



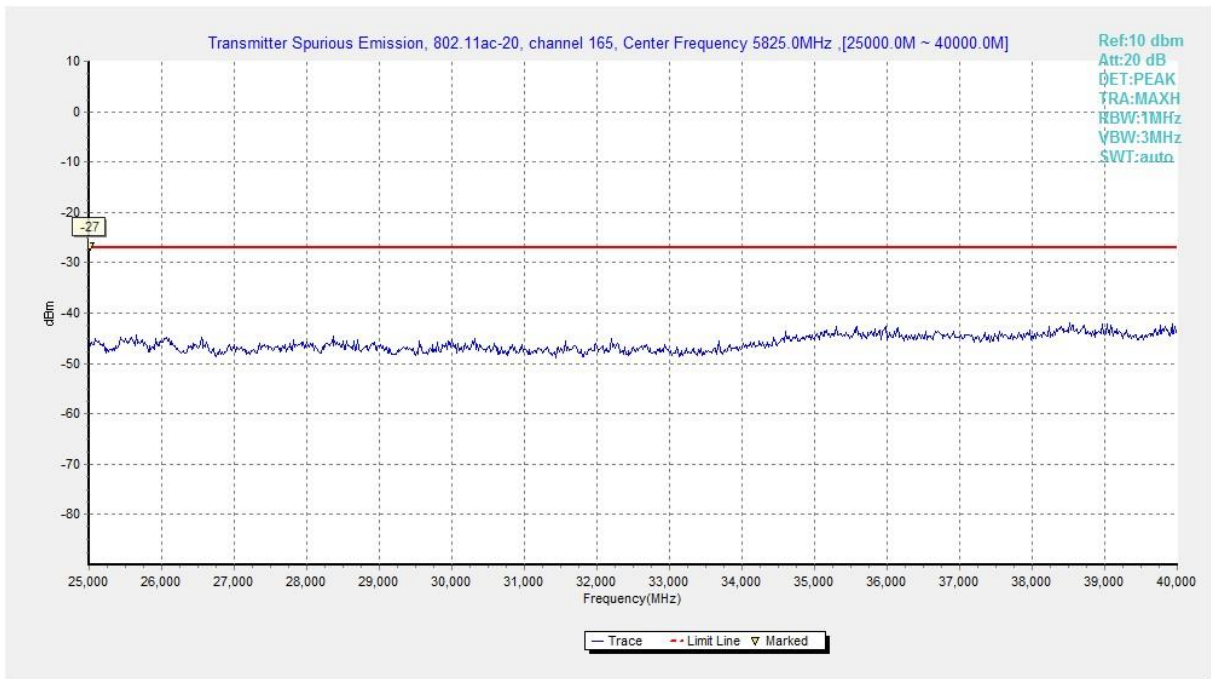
**Fig. 47 Conducted Spurious Emission (802.11ac-HT20, Ch165, 30 MHz-1 GHz)**



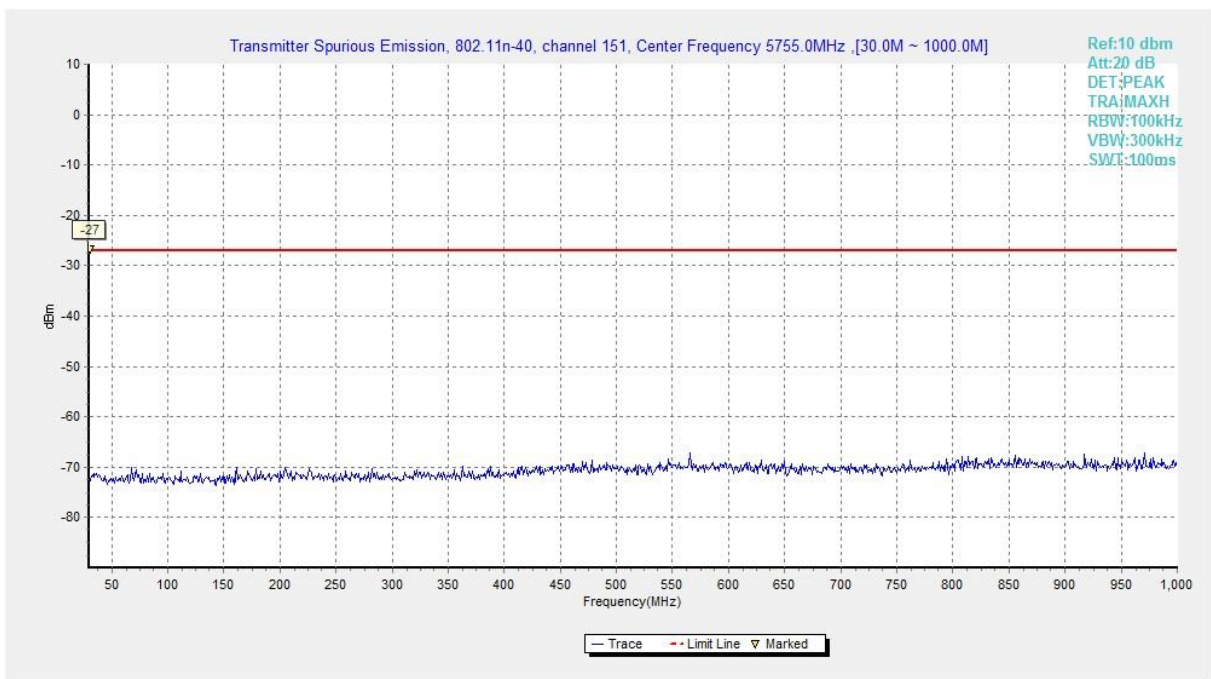
**Fig. 48 Conducted Spurious Emission (802.11ac-HT20, Ch165, 1 GHz -12 GHz)**



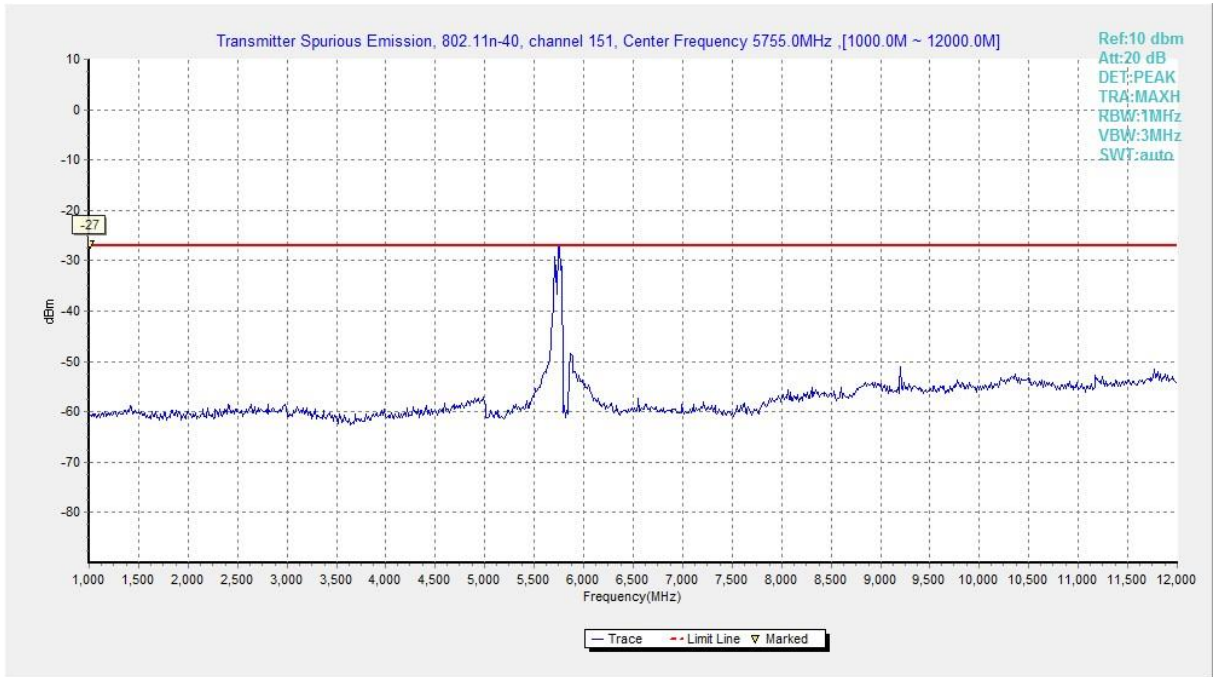
**Fig. 49 Conducted Spurious Emission (802.11ac-HT20, Ch165, 12 GHz-25 GHz)**



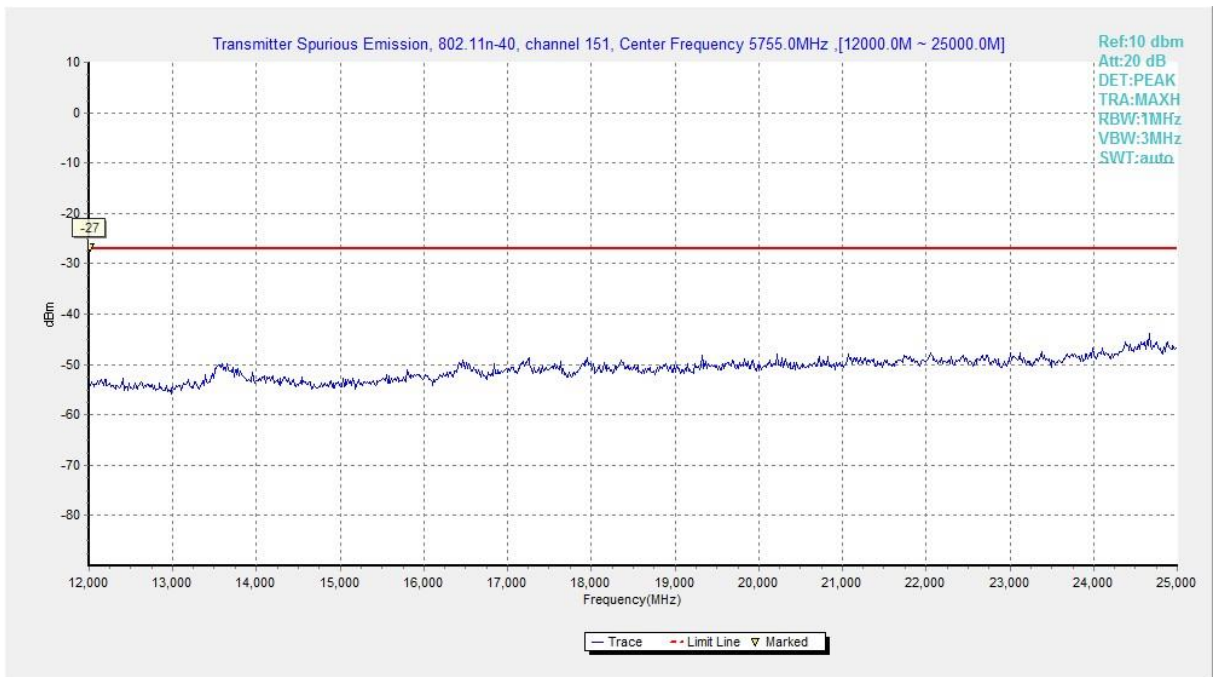
**Fig. 50 Conducted Spurious Emission (802.11ac-HT20, Ch165, 25 GHz-40 GHz)**



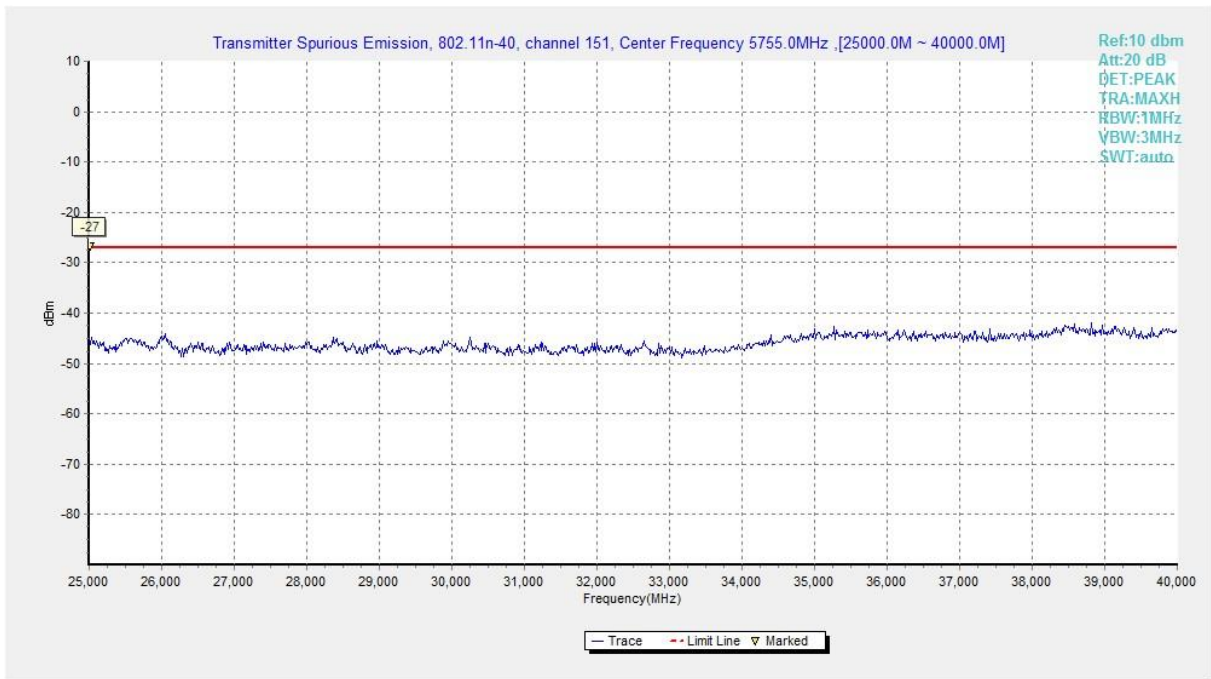
**Fig. 51 Conducted Spurious Emission (802.11n-HT40, Ch151, 30 MHz-1 GHz)**



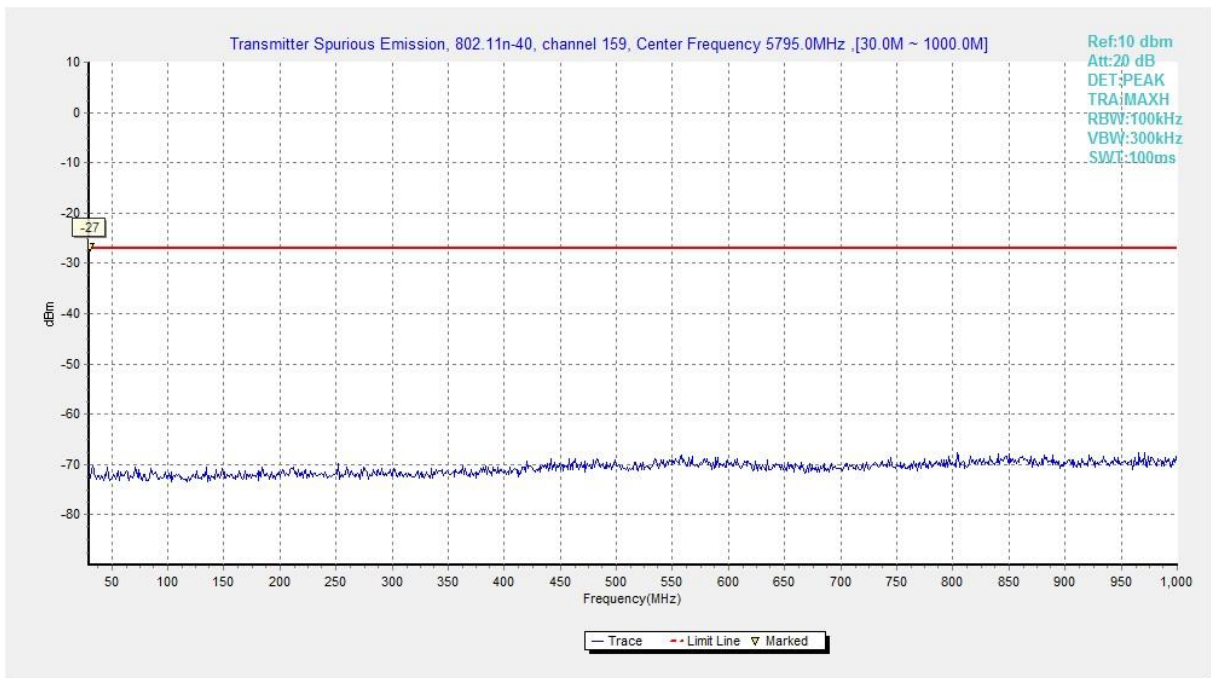
**Fig. 52 Conducted Spurious Emission (802.11n-HT40, Ch151, 1 GHz -12 GHz)**



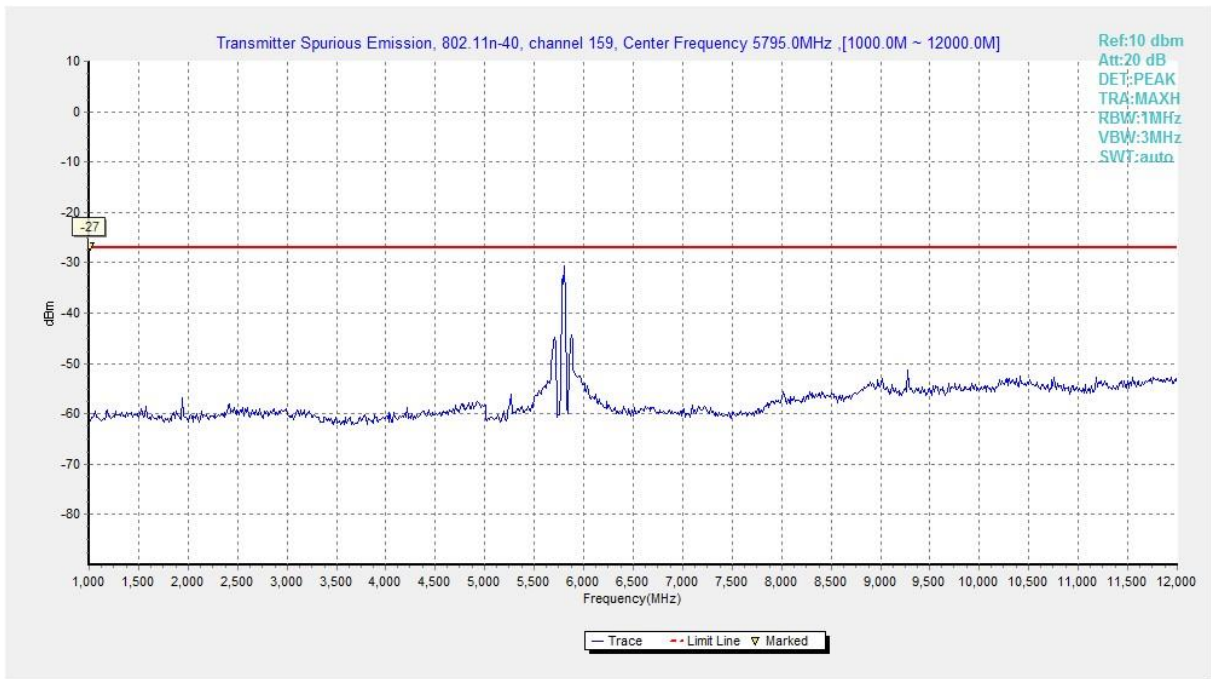
**Fig. 53 Conducted Spurious Emission (802.11n-HT40, Ch151, 12 GHz-25 GHz)**



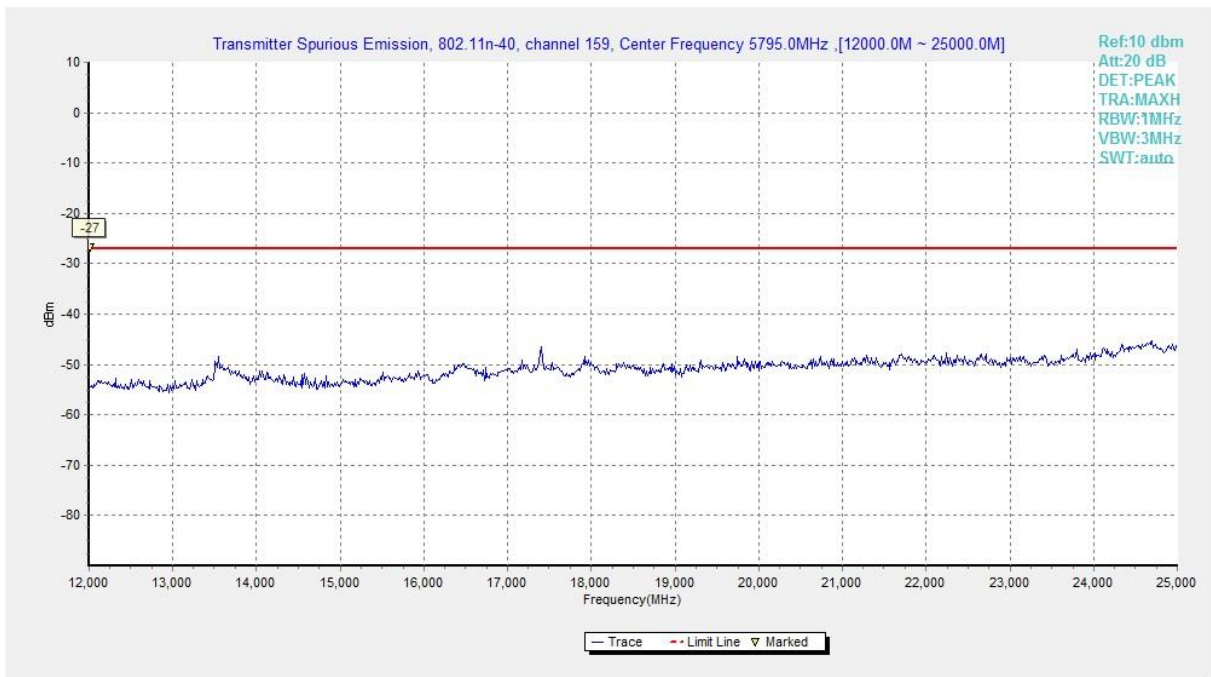
**Fig. 54 Conducted Spurious Emission (802.11n-HT40, Ch151, 25 GHz-40 GHz)**



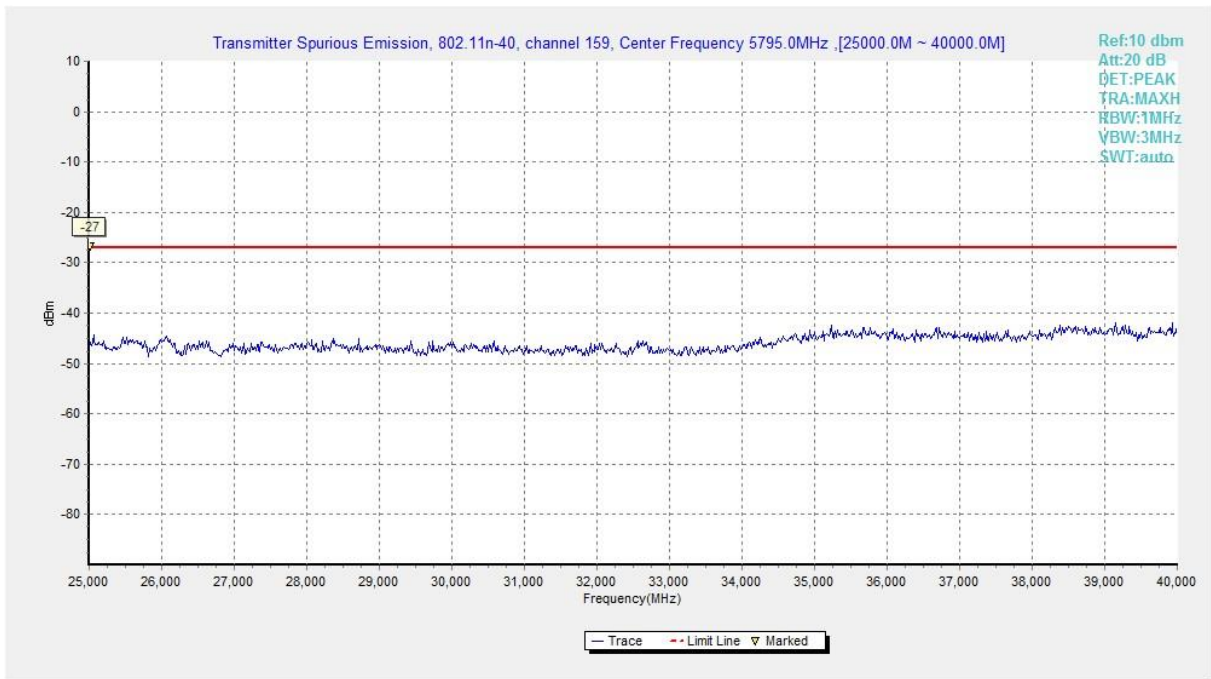
**Fig. 55 Conducted Spurious Emission (802.11n-HT40, Ch159, 30 MHz-1 GHz)**



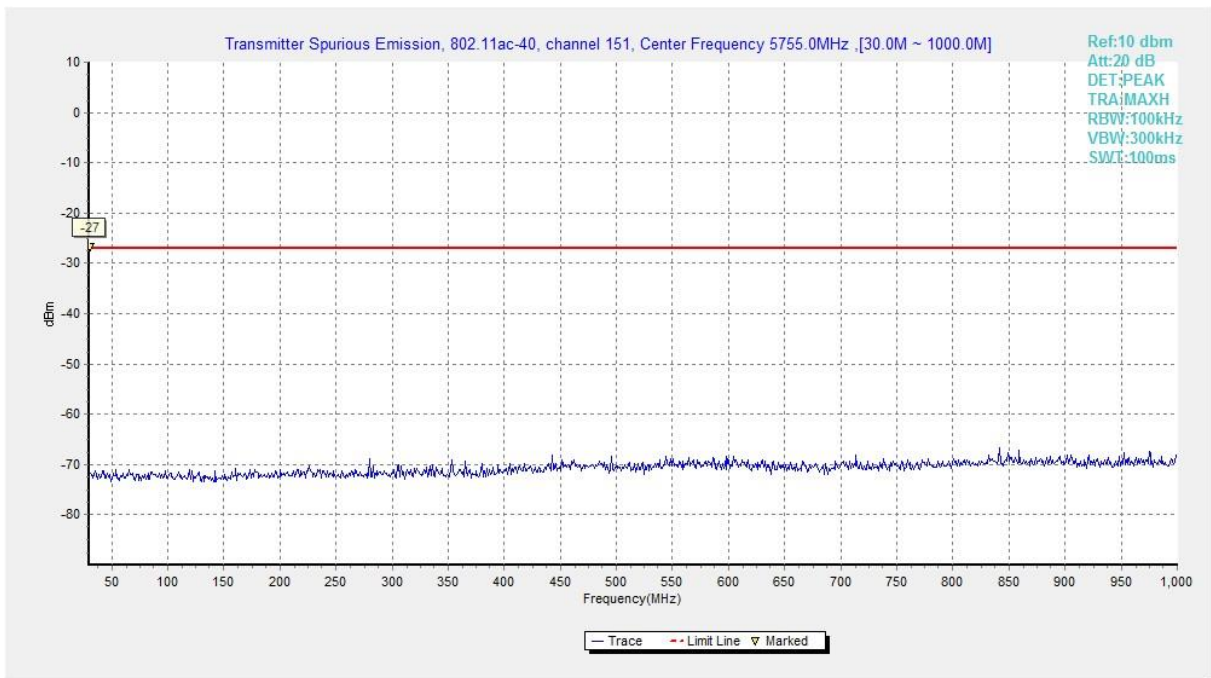
**Fig. 56 Conducted Spurious Emission (802.11n-HT40, Ch159, 1 GHz -12 GHz)**



**Fig. 57 Conducted Spurious Emission (802.11n-HT40, Ch159, 12 GHz-25 GHz)**

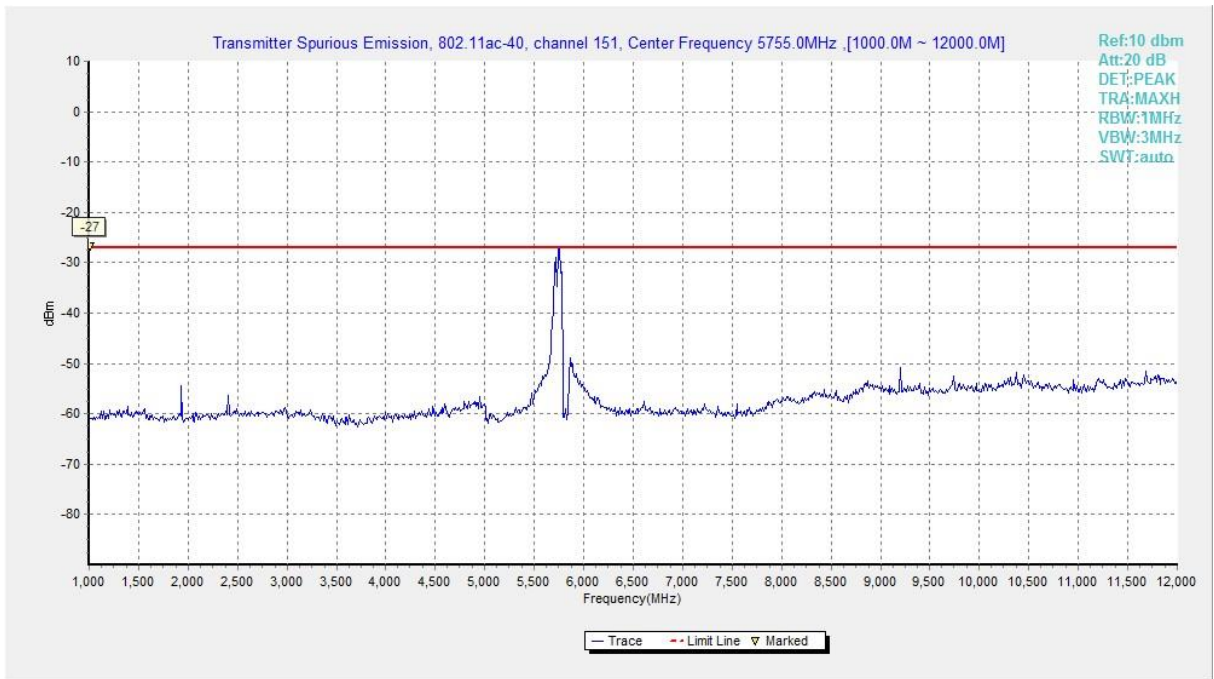


**Fig. 58 Conducted Spurious Emission (802.11n-HT40, Ch159, 25 GHz-40 GHz)**

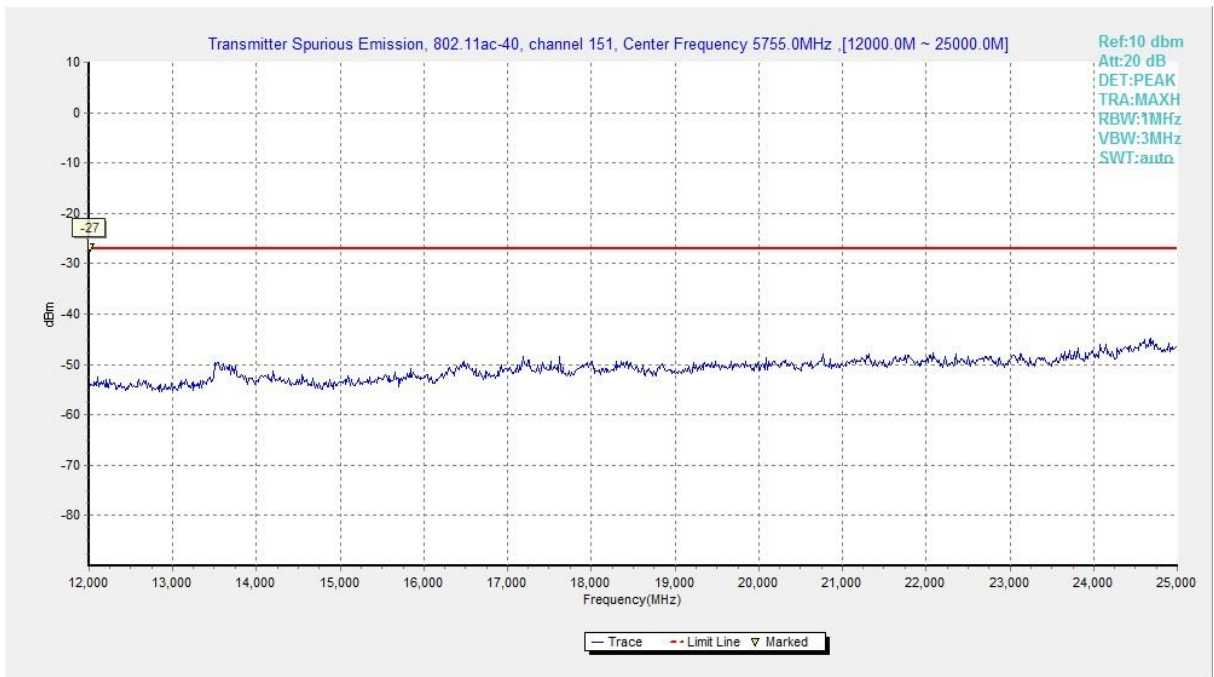


**Fig. 59 Conducted Spurious Emission (802.11ac-HT40, Ch151, 30 MHz-1 GHz)**

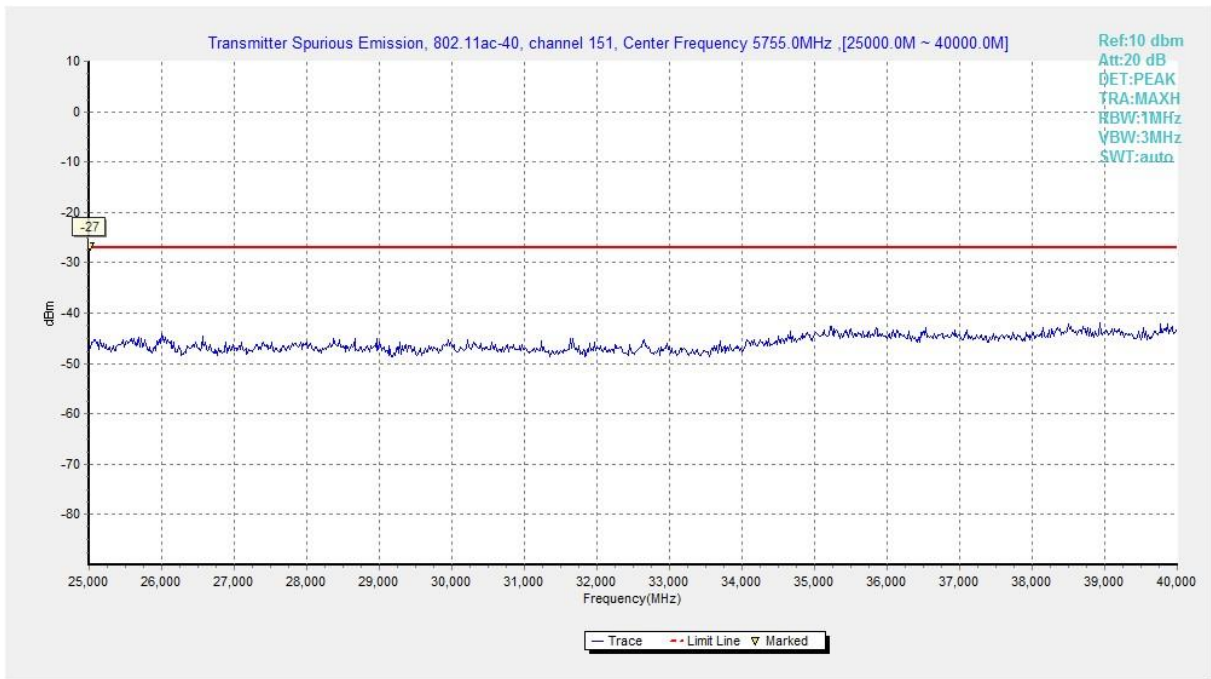




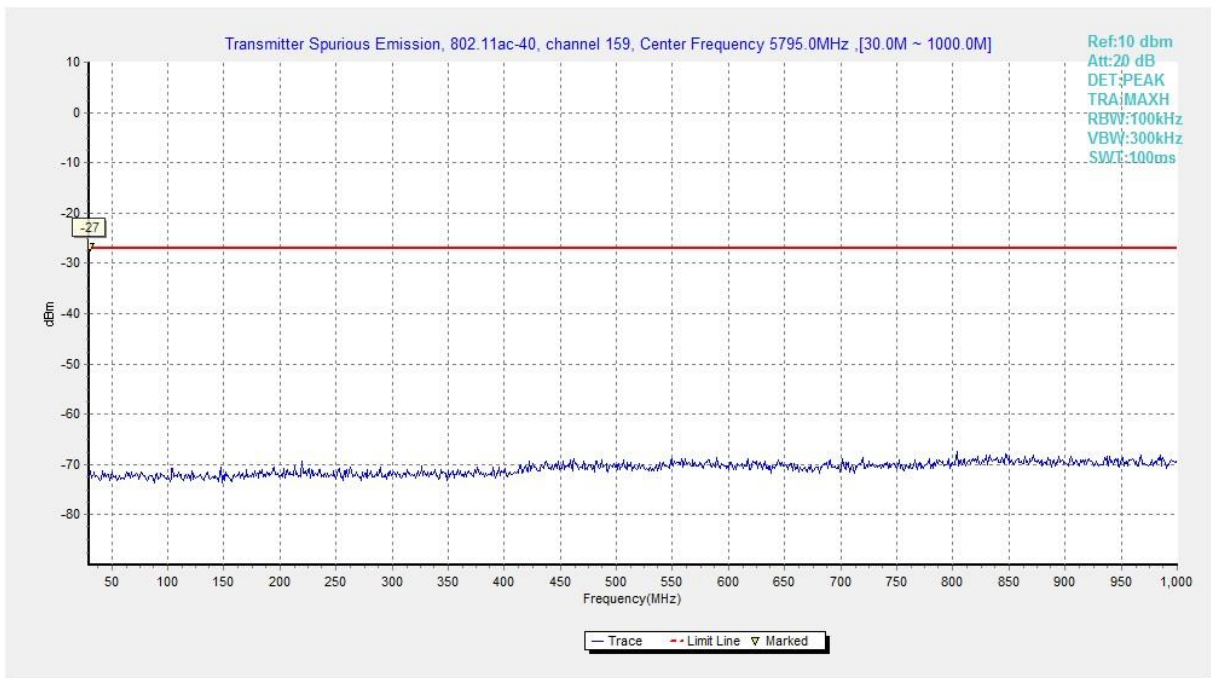
**Fig. 60 Conducted Spurious Emission (802.11ac-HT40, Ch151, 1 GHz -12 GHz)**



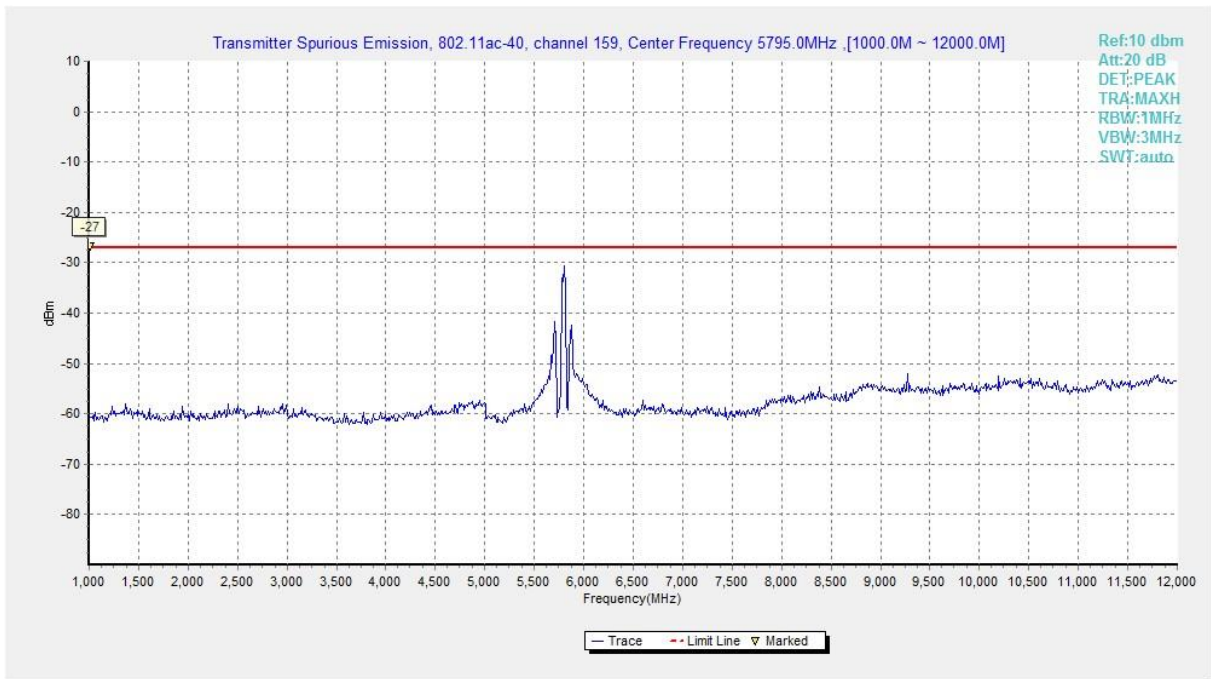
**Fig. 61 Conducted Spurious Emission (802.11ac-HT40, Ch151, 12 GHz-25 GHz)**



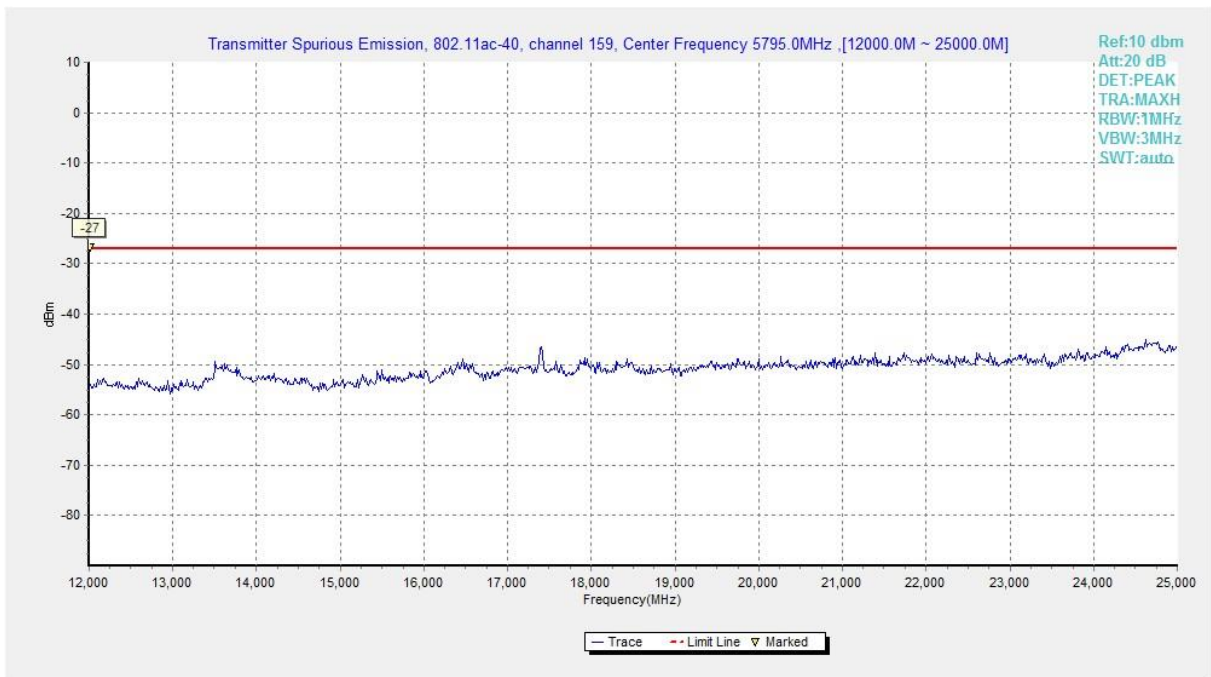
**Fig. 62 Conducted Spurious Emission (802.11ac-HT40, Ch151, 25 GHz-40 GHz)**



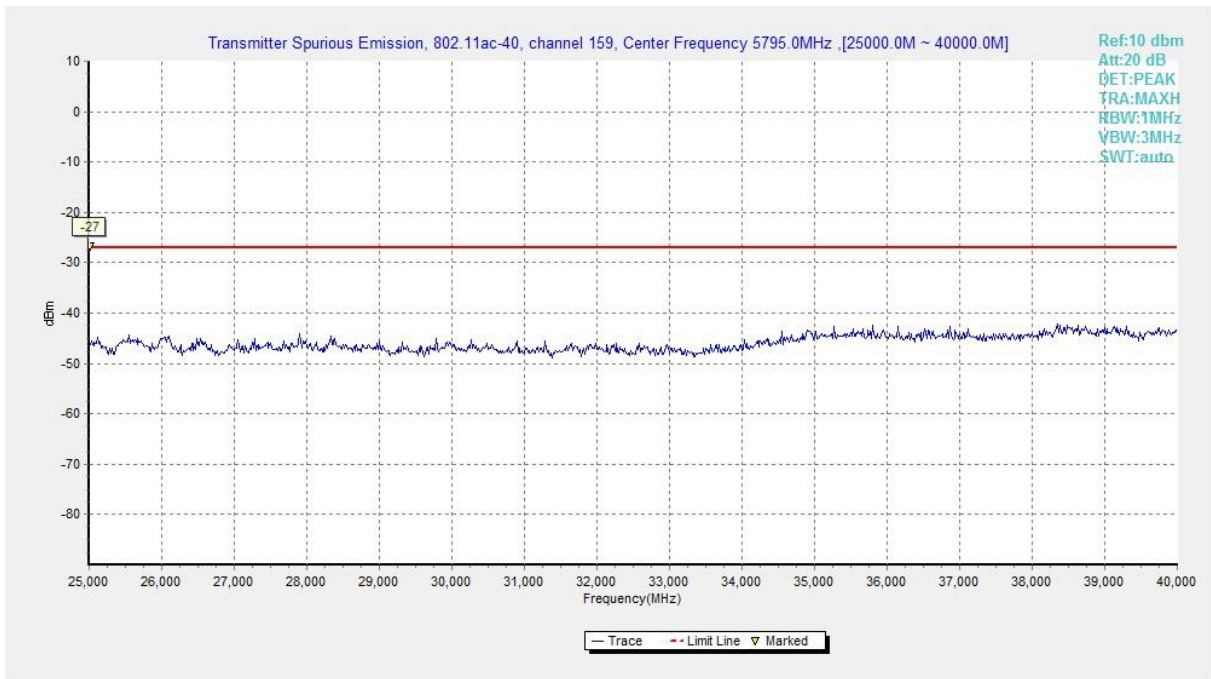
**Fig. 63 Conducted Spurious Emission (802.11ac-HT40, Ch159, 30 MHz-1 GHz)**



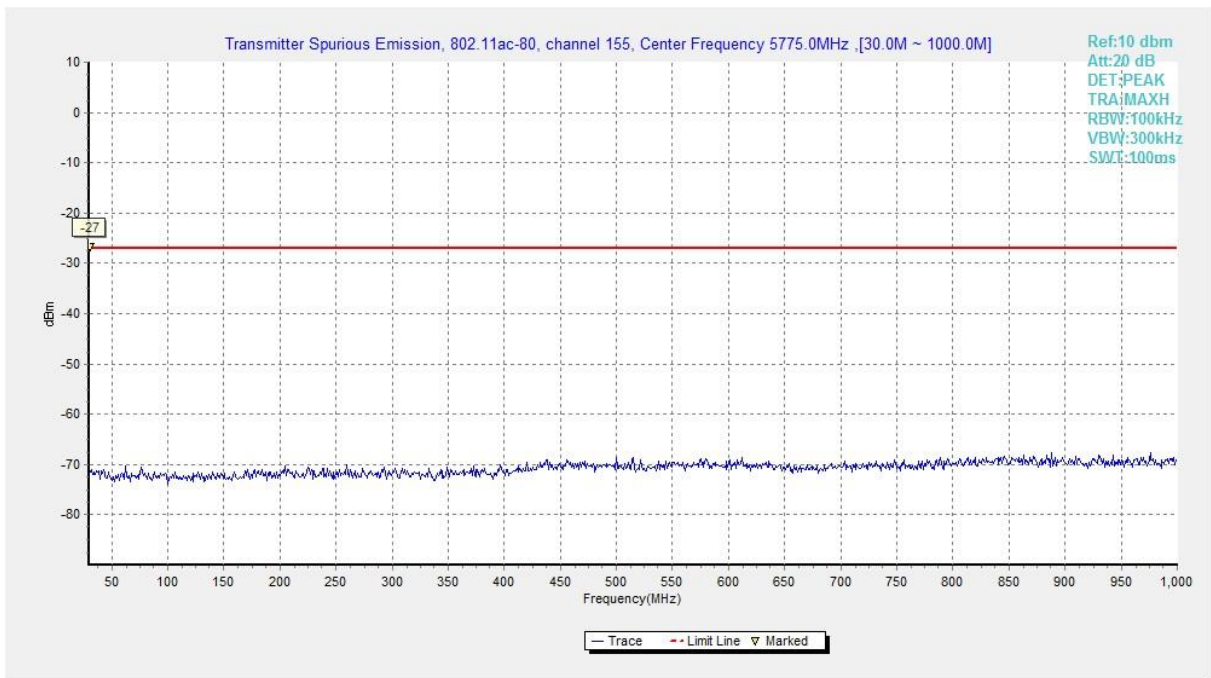
**Fig. 64 Conducted Spurious Emission (802.11ac-HT40, Ch159, 1 GHz -12 GHz)**



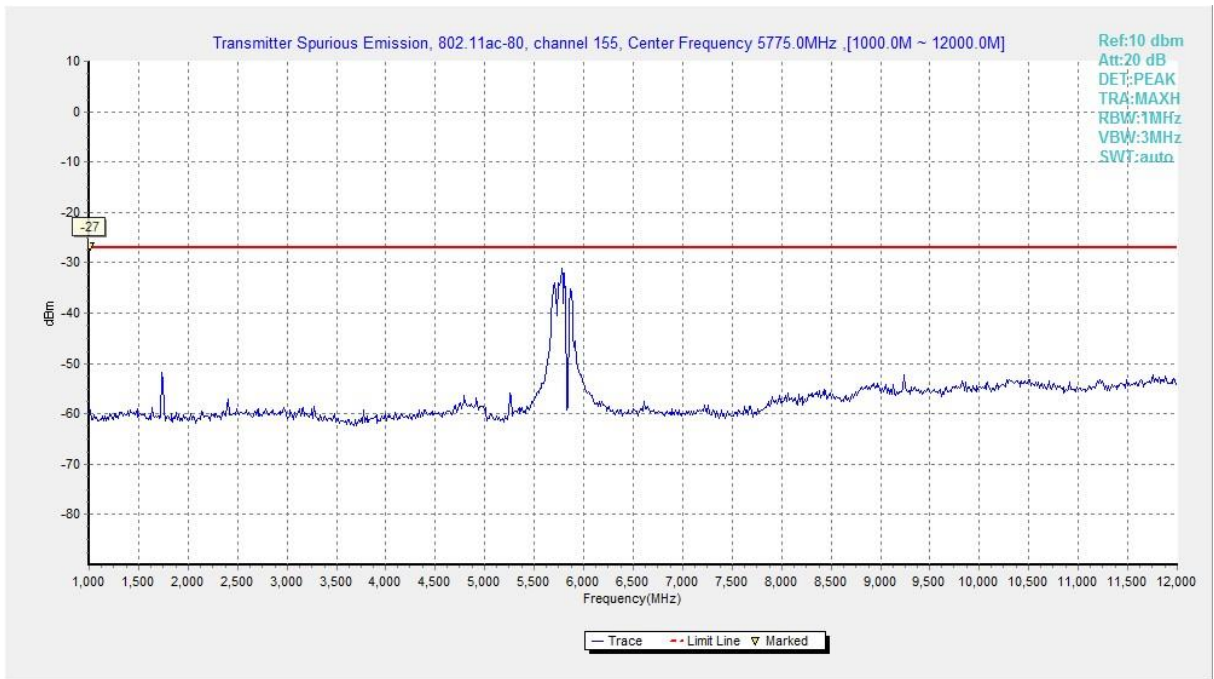
**Fig. 65 Conducted Spurious Emission (802.11ac-HT40, Ch159, 12 GHz-25 GHz)**



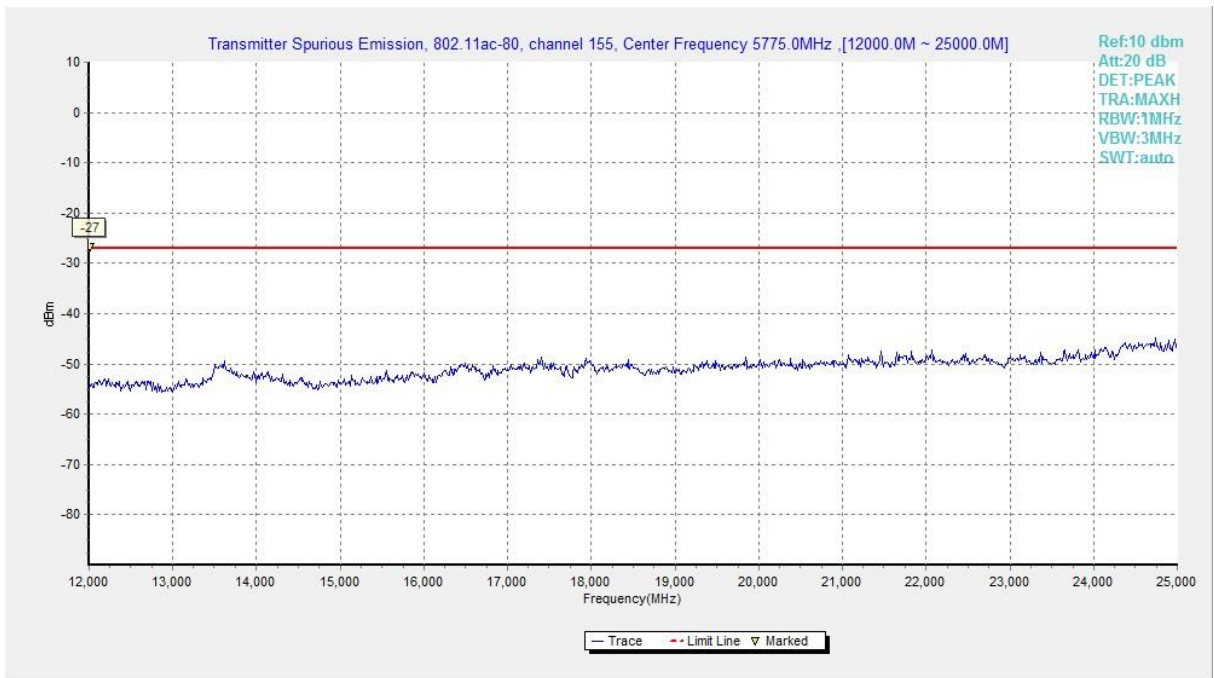
**Fig. 66 Conducted Spurious Emission (802.11ac-HT40, Ch159, 25 GHz-40 GHz)**



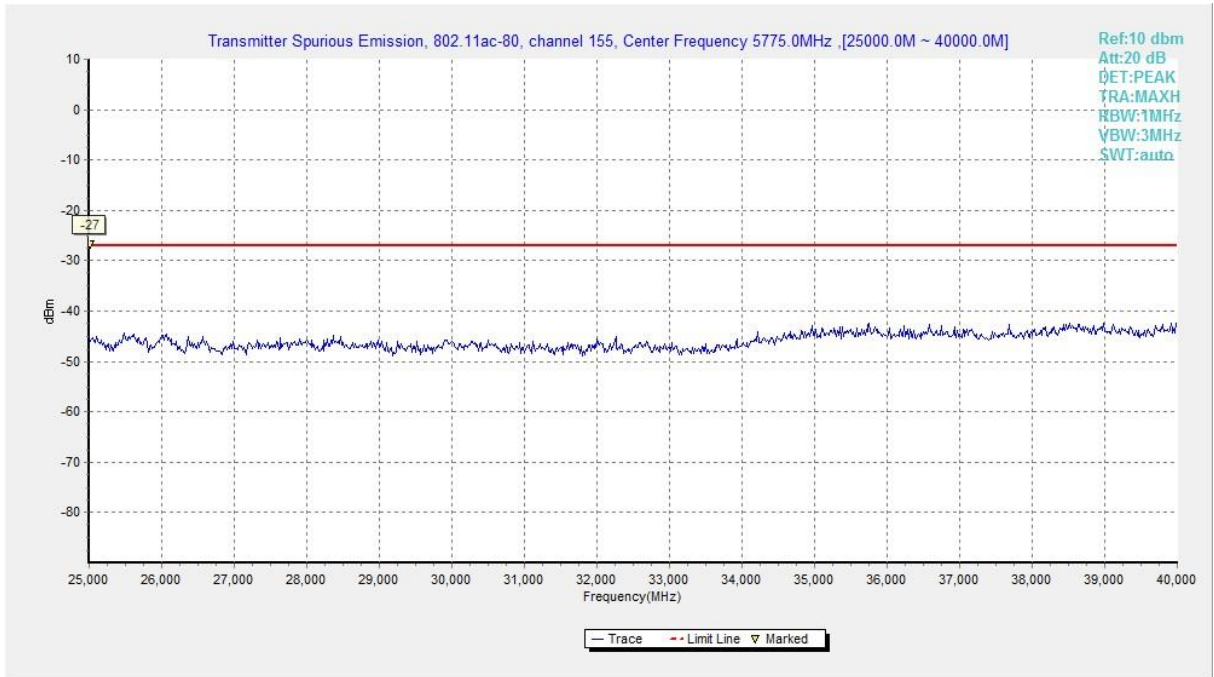
**Fig. 67 Conducted Spurious Emission (802.11ac-HT80, Ch155, 30 MHz-1 GHz)**



**Fig. 68 Conducted Spurious Emission (802.11ac-HT80, Ch155, 1 GHz -12 GHz)**



**Fig. 69 Conducted Spurious Emission (802.11ac-HT80, Ch155, 12 GHz-25 GHz)**



**Fig. 70 Conducted Spurious Emission (802.11ac-HT80, Ch155, 25 GHz-40 GHz)**

### A.5.2 Transmitter Spurious Emission - Radiated

#### Measurement Limit:

Standard	Frequency (MHz)	Limit (dBm/MHz)
FCC 47 CFR Part 15.407	5725MHz~5850MHz	< -27

The measurement is made according to ANSI C63.10 .

In addition, radiated emissions which fall in the restricted bands, as defined in § 15.205(a), must also comply with the radiated emission limits specified in § 15.209(a) (see § 15.205(c)).

#### Limit in restricted band:

Frequency of emission (MHz)	Field strength (uV/m)	Field strength (dBµV/m)	Measurement distance(m)
30-88	100	40.0	3
88-216	150	43.5	3
216-960	200	46.0	3
Above 960	500	54.0	3

#### Measurement Results:

##### Note:

A "reference path loss" is established and the  $A_{Rpl}$  is the attenuation of "reference path loss", and including the gain of receive antenna, the gain of the preamplifier, the cable loss.

$P_{Mea}$  is the field strength recorded from the instrument.

#### Average Results:

##### 802.11a

Ch149

Frequency (MHz)	Meas. Result (dBµV/m)	Cable loss (dB)	Antenna Factor (dB/m)	Receiver Reading (dBµV)	Antenna Pol. (H/V)
17235.5	42.97	-25.95	40.10	28.82	H
17233.3	42.87	-25.95	40.10	28.71	H
17232.2	42.72	-25.95	40.10	28.56	H
17237.7	42.59	-25.95	40.10	28.43	H
17238.8	42.56	-25.95	40.10	28.40	H
5724.992	55.01	-16.34	34.20	37.16	H

Ch157

Frequency (MHz)	Meas. Result (dBμV/m)	Cable loss (dB)	Antenna Factor (dB/m)	Receiver Reading (dBμV)	Antenna Pol. (H/V)
17357.6	43.34	-25.95	40.10	29.18	H
17356.5	43.25	-25.95	40.10	29.09	H
17354.3	43.19	-25.95	40.10	29.03	H
17353.2	43.06	-25.95	40.10	28.91	H
17358.7	42.80	-25.95	40.10	28.65	H
17359.8	42.68	-25.95	40.10	28.53	H

Ch165

Frequency (MHz)	Meas. Result (dBμV/m)	Cable loss (dB)	Antenna Factor (dB/m)	Receiver Reading (dBμV)	Antenna Pol. (H/V)
17474.2	41.39	-26.85	43.40	24.85	H
17475.3	41.34	-26.85	43.40	24.79	H
17473.1	41.13	-26.85	43.40	24.58	H
17477.5	41.03	-26.85	43.40	24.48	H
17470.9	40.95	-26.85	43.40	24.41	H
5850.227	50.22	-16.24	34.20	32.26	H

**802.11n-HT20**

Ch149

Frequency (MHz)	Meas. Result (dBμV/m)	Cable loss (dB)	Antenna Factor (dB/m)	Receiver Reading (dBμV)	Antenna Pol. (H/V)
17235.5	42.38	-25.95	40.10	28.23	H
17234.4	42.02	-25.95	40.10	27.86	H
17233.3	41.99	-25.95	40.10	27.83	H
17239.9	41.90	-25.95	40.10	27.74	H
17237.7	41.86	-25.95	40.10	27.70	H
5724.911	58.62	-16.34	34.20	40.76	H

Ch157

Frequency (MHz)	Meas. Result (dBμV/m)	Cable loss (dB)	Antenna Factor (dB/m)	Receiver Reading (dBμV)	Antenna Pol. (H/V)
17357.6	42.80	-25.95	40.10	28.65	H
17354.3	42.68	-25.95	40.10	28.53	H
17356.5	42.54	-25.95	40.10	28.38	H



17359.8	42.24	-25.95	40.10	28.08	H
17358.7	41.90	-25.95	40.10	27.75	H
17355.4	41.87	-25.95	40.10	27.71	H

Ch165

Frequency (MHz)	Meas. Result (dB $\mu$ V/m)	Cable loss (dB)	Antenna Factor (dB/m)	Receiver Reading (dB $\mu$ V)	Antenna Pol. (H/V)
17474.2	40.51	-26.85	43.40	23.96	H
17470.9	40.12	-26.85	43.40	23.57	H
17476.4	39.91	-26.85	43.40	23.36	H
17475.3	39.85	-26.85	43.40	23.30	H
17477.5	39.81	-26.85	43.40	23.26	H
5850.135	51.17	-16.24	34.20	33.21	H

**802.11n-HT40**

Ch151

Frequency (MHz)	Meas. Result (dB $\mu$ V/m)	Cable loss (dB)	Antenna Factor (dB/m)	Receiver Reading (dB $\mu$ V)	Antenna Pol. (H/V)
17234.4	41.92	-25.95	40.10	27.76	H
17238.8	41.64	-25.95	40.10	27.49	H
17233.3	41.56	-25.95	40.10	27.41	H
17237.7	41.50	-25.95	40.10	27.34	H
17236.6	41.42	-25.95	40.10	27.26	H
5724.807	43.23	-16.34	34.20	25.37	H

Ch159

Frequency (MHz)	Meas. Result (dB $\mu$ V/m)	Cable loss (dB)	Antenna Factor (dB/m)	Receiver Reading (dB $\mu$ V)	Antenna Pol. (H/V)
17357.6	41.32	-25.95	40.10	27.16	H
17355.4	41.04	-25.95	40.10	26.89	H
17353.2	41.01	-25.95	40.10	26.86	H
17356.5	40.86	-25.95	40.10	26.71	H
17359.8	40.69	-25.95	40.10	26.54	H
5911.899	43.58	-16.36	34.20	25.75	H

**802.11ac-HT20**

Ch149

Frequency (MHz)	Meas. Result (dBμV/m)	Cable loss (dB)	Antenna Factor (dB/m)	Receiver Reading (dBμV)	Antenna Pol. (H/V)
17237.7	39.61	-25.95	40.10	25.45	H
17235.5	39.54	-25.95	40.10	25.39	H
17236.6	39.51	-25.95	40.10	25.36	H
17238.8	39.33	-25.95	40.10	25.18	H
17233.3	39.32	-25.95	40.10	25.17	H
17234.4	39.17	-25.95	40.10	25.02	H

Ch157

Frequency (MHz)	Meas. Result (dBμV/m)	Cable loss (dB)	Antenna Factor (dB/m)	Receiver Reading (dBμV)	Antenna Pol. (H/V)
17354.3	41.00	-25.95	40.10	26.85	H
17356.5	40.98	-25.95	40.10	26.83	H
17352.1	40.56	-25.95	40.10	26.41	H
17359.8	40.30	-25.95	40.10	26.15	H
17353.2	40.25	-25.95	40.10	26.10	H
17358.7	40.17	-25.95	40.10	26.02	H

Ch165

Frequency (MHz)	Meas. Result (dBμV/m)	Cable loss (dB)	Antenna Factor (dB/m)	Receiver Reading (dBμV)	Antenna Pol. (H/V)
17474.2	39.59	-26.85	43.40	23.04	H
17475.3	39.35	-26.85	43.40	22.80	H
17480.8	39.22	-26.85	43.40	22.68	H
17476.4	38.91	-26.85	43.40	22.37	H
17479.7	38.78	-26.85	43.40	22.24	H
17469.8	38.72	-26.85	43.40	22.17	H

**802.11ac-HT40**

Ch151

Frequency (MHz)	Meas. Result (dBμV/m)	Cable loss (dB)	Antenna Factor (dB/m)	Receiver Reading (dBμV)	Antenna Pol. (H/V)
17235.5	42.45	-25.95	40.10	28.29	V
17236.6	42.01	-25.95	40.10	27.86	V
17238.8	41.97	-25.95	40.10	27.82	V
17237.7	41.74	-25.95	40.10	27.59	V
17233.3	41.61	-25.95	40.10	27.46	V
17241	41.51	-25.95	40.10	27.36	V

Ch159

Frequency (MHz)	Meas. Result (dBμV/m)	Cable loss (dB)	Antenna Factor (dB/m)	Receiver Reading (dBμV)	Antenna Pol. (H/V)
17355.4	41.32	-25.95	40.10	27.16	H
17354.3	41.01	-25.95	40.10	26.85	H
17360.9	40.83	-25.95	40.10	26.67	H
17357.6	40.80	-25.95	40.10	26.65	H
17356.5	40.70	-25.95	40.10	26.55	H
17358.7	40.51	-25.95	40.10	26.36	H

**802.11ac-HT80**

Ch155

Frequency (MHz)	Meas. Result (dBμV/m)	Cable loss (dB)	Antenna Factor (dB/m)	Receiver Reading (dBμV)	Antenna Pol. (H/V)
17993.4	36.27	-25.50	43.40	18.37	H
17992.3	36.16	-25.50	43.40	18.26	H
17984.6	36.07	-25.50	43.40	18.17	H
17982.4	36.06	-25.50	43.40	18.16	H
17987.9	36.02	-25.50	43.40	18.12	H
17974.7	35.97	-25.50	43.40	18.07	H

**Peak Results:**

**802.11a**

Ch149

Frequency (MHz)	Meas. Result (dBμV/m)	Cable loss (dB)	Antenna Factor (dB/m)	Receiver Reading (dBμV)	Antenna Pol. (H/V)
17236.6	53.77	-25.95	40.10	39.62	V
17235.5	53.75	-25.95	40.10	39.59	V
17243.2	53.72	-25.95	40.10	39.57	V
17238.8	53.70	-25.95	40.10	39.55	V
17239.9	53.04	-25.95	40.10	38.88	V
5724.784	71.57	-16.34	34.20	53.71	V

Ch157

Frequency (MHz)	Meas. Result (dBμV/m)	Cable loss (dB)	Antenna Factor (dB/m)	Receiver Reading (dBμV)	Antenna Pol. (H/V)
17357.6	54.64	-25.95	40.10	40.48	V
17359.8	53.98	-25.95	40.10	39.82	V
17351	53.81	-25.95	40.10	39.66	V
17366.4	53.69	-25.95	40.10	39.54	V
17358.7	53.47	-25.95	40.10	39.31	V
17356.5	53.40	-25.95	40.10	39.25	V

Ch165

Frequency (MHz)	Meas. Result (dBμV/m)	Cable loss (dB)	Antenna Factor (dB/m)	Receiver Reading (dBμV)	Antenna Pol. (H/V)
17476.4	52.73	-26.85	43.40	36.18	V
17475.3	52.56	-26.85	43.40	36.01	V
17479.7	52.39	-26.85	43.40	35.84	V
17474.2	51.84	-26.85	43.40	35.29	V
17473.1	51.82	-26.85	43.40	35.27	V
5851.653	68.27	-16.24	34.20	50.31	H

**802.11n-HT20**

Ch149

Frequency (MHz)	Meas. Result (dBμV/m)	Cable loss (dB)	Antenna Factor (dB/m)	Receiver Reading (dBμV)	Antenna Pol. (H/V)
17235.5	53.37	-25.95	40.10	39.22	V
17238.8	53.08	-25.95	40.10	38.93	V
17239.9	52.99	-25.95	40.10	38.84	V
17237.7	52.50	-25.95	40.10	38.35	V
17228.9	52.43	-25.95	40.10	38.28	V
5724.957	76.24	-16.34	34.20	58.38	H

Ch157

Frequency (MHz)	Meas. Result (dBμV/m)	Cable loss (dB)	Antenna Factor (dB/m)	Receiver Reading (dBμV)	Antenna Pol. (H/V)
17363.1	53.18	-25.95	40.10	39.03	H
17356.5	53.00	-25.95	40.10	38.85	V
17359.8	52.78	-25.95	40.10	38.63	V
17354.3	52.78	-25.95	40.10	38.63	V
17355.4	52.77	-25.95	40.10	38.62	H
17357.6	52.74	-25.95	40.10	38.59	V

Ch165

Frequency (MHz)	Meas. Result (dBμV/m)	Cable loss (dB)	Antenna Factor (dB/m)	Receiver Reading (dBμV)	Antenna Pol. (H/V)
17481.9	51.43	-26.85	43.40	34.89	V
17475.3	51.38	-26.85	43.40	34.84	V
17477.5	51.36	-26.85	43.40	34.81	V
17476.4	50.36	-26.85	43.40	33.81	V
17464.3	50.22	-26.85	43.40	33.67	V
5850.998	67.05	-16.24	34.20	49.08	H

**802.11n-HT40**

Ch151

Frequency (MHz)	Meas. Result (dBμV/m)	Cable loss (dB)	Antenna Factor (dB/m)	Receiver Reading (dBμV)	Antenna Pol. (H/V)
17242.1	53.37	-25.95	40.10	39.21	V
17235.5	53.03	-25.95	40.10	38.87	V
17236.6	52.81	-25.95	40.10	38.66	V
17234.4	52.54	-25.95	40.10	38.38	V
17237.7	52.51	-25.95	40.10	38.35	V
5724.635	62.17	-16.34	34.20	44.31	H

Ch159

Frequency (MHz)	Meas. Result (dBμV/m)	Cable loss (dB)	Antenna Factor (dB/m)	Receiver Reading (dBμV)	Antenna Pol. (H/V)
17354.3	54.06	-25.95	40.10	39.90	H
17355.4	51.93	-25.95	40.10	37.78	H
17359.8	51.71	-25.95	40.10	37.56	H
17353.2	51.45	-25.95	40.10	37.29	H
17356.5	51.31	-25.95	40.10	37.16	H
5899.623	56.27	-16.36	34.20	38.43	V

**802.11ac-HT20**

Ch149

Frequency (MHz)	Meas. Result (dBμV/m)	Cable loss (dB)	Antenna Factor (dB/m)	Receiver Reading (dBμV)	Antenna Pol. (H/V)
17236.6	51.41	-25.95	40.10	37.26	H
17232.2	49.95	-25.95	40.10	35.80	H
17235.5	49.86	-25.95	40.10	35.70	H
17233.3	49.81	-25.95	40.10	35.66	H
17238.8	49.66	-25.95	40.10	35.50	H
17248.7	49.55	-25.95	40.10	35.40	H

Ch157

Frequency (MHz)	Meas. Result (dBμV/m)	Cable loss (dB)	Antenna Factor (dB/m)	Receiver Reading (dBμV)	Antenna Pol. (H/V)
17354.3	53.43	-25.95	40.10	39.27	H
17362	51.82	-25.95	40.10	37.66	H
17359.8	51.15	-25.95	40.10	37.00	H
17365.3	51.11	-25.95	40.10	36.96	H
17357.6	50.85	-25.95	40.10	36.70	H
17356.5	50.84	-25.95	40.10	36.69	H

Ch165

Frequency (MHz)	Meas. Result (dBμV/m)	Cable loss (dB)	Antenna Factor (dB/m)	Receiver Reading (dBμV)	Antenna Pol. (H/V)
17474.2	52.05	-26.85	43.40	35.50	H
17480.8	50.26	-26.85	43.40	33.72	H
17475.3	50.16	-26.85	43.40	33.61	H
17479.7	50.04	-26.85	43.40	33.49	H
17476.4	49.88	-26.85	43.40	33.34	H
17477.5	49.65	-26.85	43.40	33.11	V

**802.11ac-HT40**

Ch151

Frequency (MHz)	Meas. Result (dBμV/m)	Cable loss (dB)	Antenna Factor (dB/m)	Receiver Reading (dBμV)	Antenna Pol. (H/V)
17227.8	53.96	-25.95	40.10	39.81	V
17233.3	53.73	-25.95	40.10	39.57	V
17237.7	53.32	-25.95	40.10	39.16	V
17235.5	53.30	-25.95	40.10	39.14	V
17236.6	53.21	-25.95	40.10	39.05	V
17234.4	53.10	-25.95	40.10	38.95	V

Ch159

Frequency (MHz)	Meas. Result (dBμV/m)	Cable loss (dB)	Antenna Factor (dB/m)	Receiver Reading (dBμV)	Antenna Pol. (H/V)
17359.8	52.46	-25.95	40.10	38.30	H
17358.7	51.91	-25.95	40.10	37.76	H
17355.4	51.65	-25.95	40.10	37.49	H
17356.5	51.55	-25.95	40.10	37.40	H
17354.3	51.51	-25.95	40.10	37.35	H
17353.2	51.38	-25.95	40.10	37.22	H

**802.11ac-HT80**

Ch155

Frequency (MHz)	Meas. Result (dBμV/m)	Cable loss (dB)	Antenna Factor (dB/m)	Receiver Reading (dBμV)	Antenna Pol. (H/V)
17983.5	48.34	-25.50	43.40	30.44	H
17799.8	48.01	-25.50	43.40	30.12	V
17879	48.01	-25.50	43.40	30.11	V
17975.8	47.99	-25.50	43.40	30.09	H
17374.1	48.20	-25.95	40.10	34.05	H
17979.1	47.93	-25.50	43.40	30.03	V

**Conclusion: PASS**



## A.6. Band Edges Compliance

### A6.1 Band Edges - conducted

#### Measurement Limit:

Standard	Limit (dBm/MHz)
FCC 47 CFR Part 15.407(b)(4)	All emissions shall be limited to a level of -27 dBm/MHz at 75 MHz or more above or below the band edge increasing linearly to 10 dBm/MHz at 25 MHz above or below the band edge, and from 25 MHz above or below the band edge increasing linearly to a level of 15.6 dBm/MHz at 5 MHz above or below the band edge, and from 5 MHz above or below the band edge increasing linearly to a level of 27 dBm/MHz at the band edge.

The measurement is made according to KDB 789033 D02

#### Measurement Uncertainty:

Measurement Uncertainty	0.75dB
-------------------------	--------

#### Measurement Result:

Mode	Channel	Test Results	Conclusion
802.11a	5745 MHz	Fig.71	P
	5825 MHz	Fig.72	P
802.11n HT20	5745 MHz	Fig.73	P
	5825 MHz	Fig.74	P
802.11ac HT20	5745 MHz	Fig.75	P
	5825 MHz	Fig.76	P
802.11n HT40	5755 MHz	Fig.77	P
	5795 MHz	Fig.78	P
802.11ac HT40	5755 MHz	Fig.79	P
	5795 MHz	Fig.80	P
802.11ac HT80	5775 MHz	Fig.81	P
	5775 MHz	Fig.82	P

**Conclusion: PASS**

Test graphs as below:

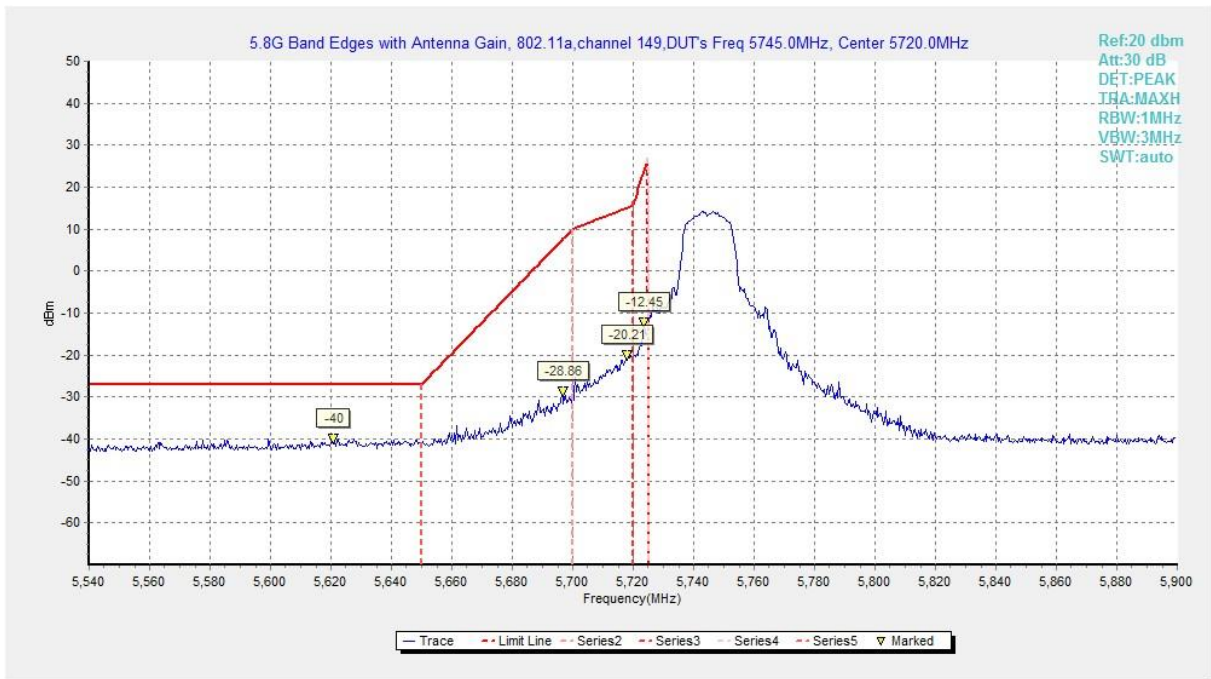


Fig. 71 Band Edges (802.11a, 5745MHz)

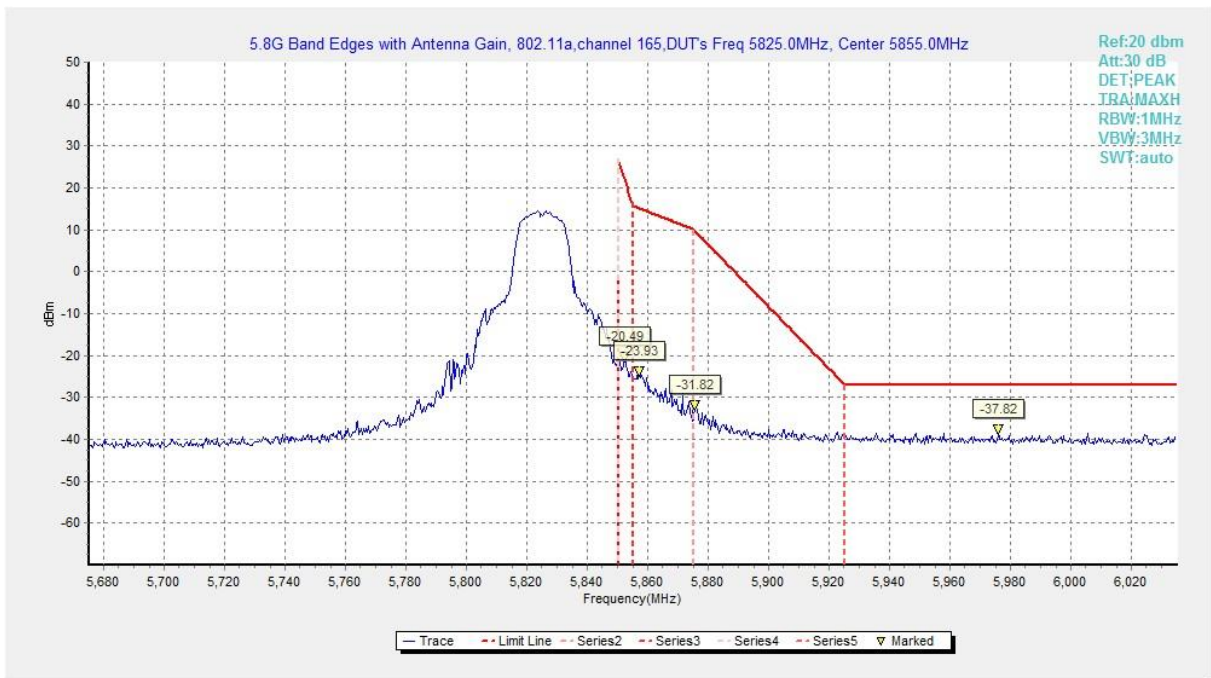
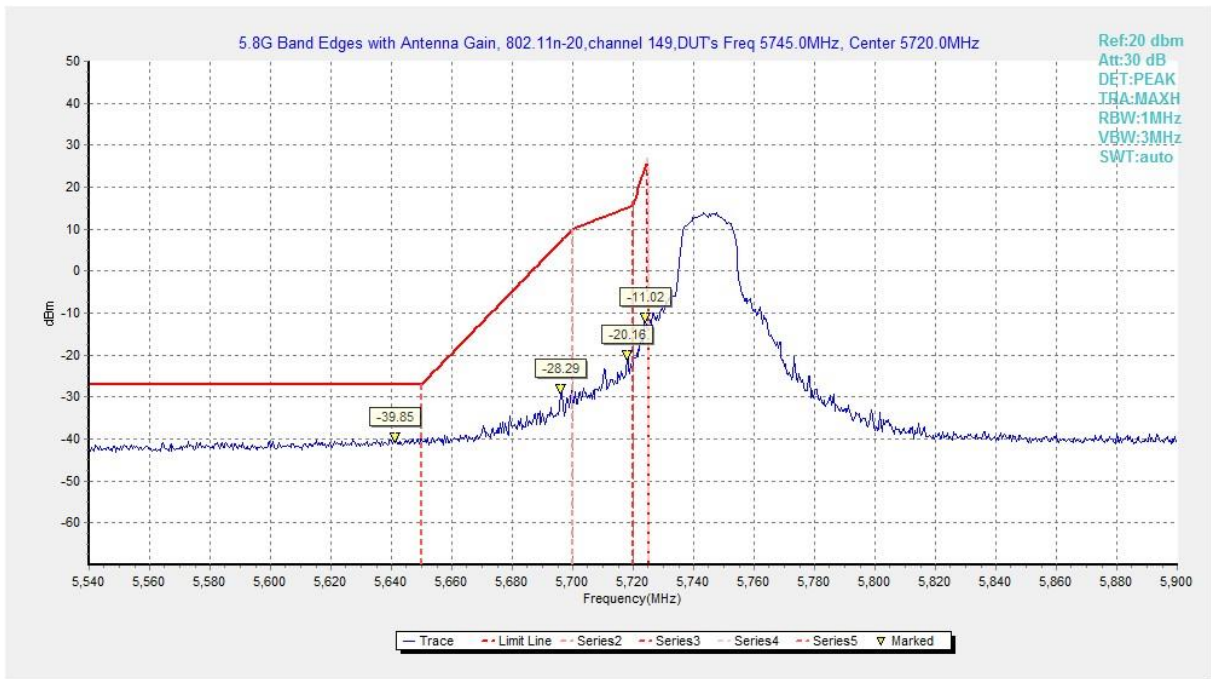
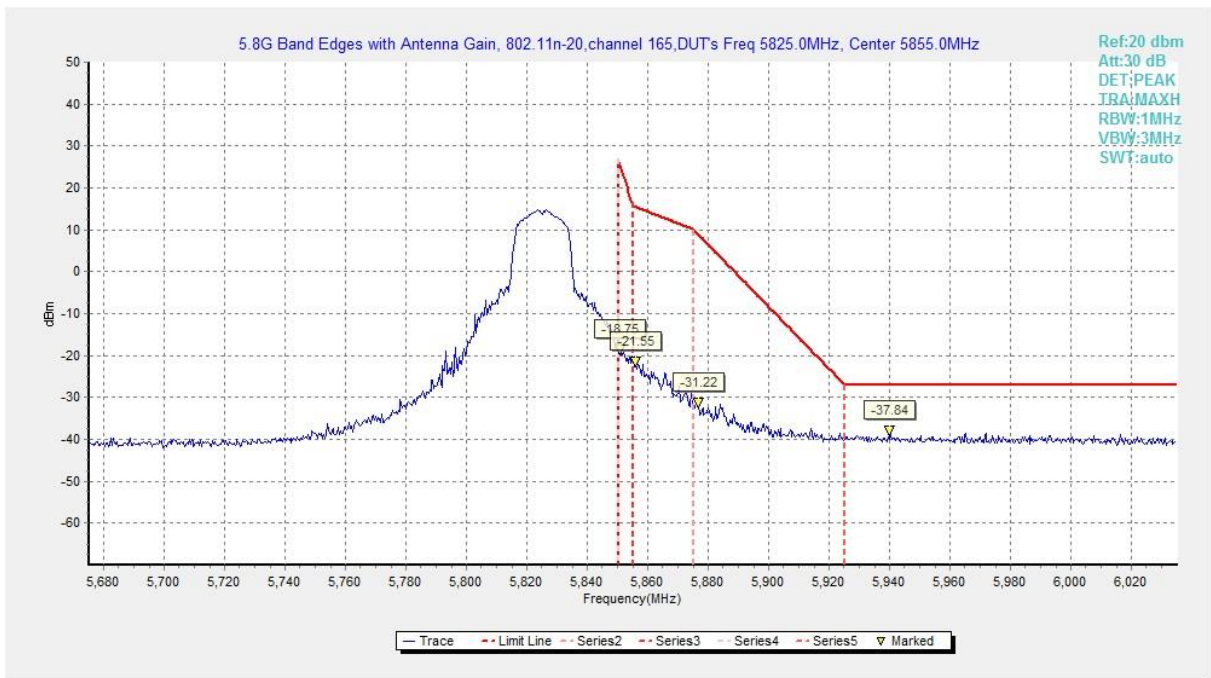


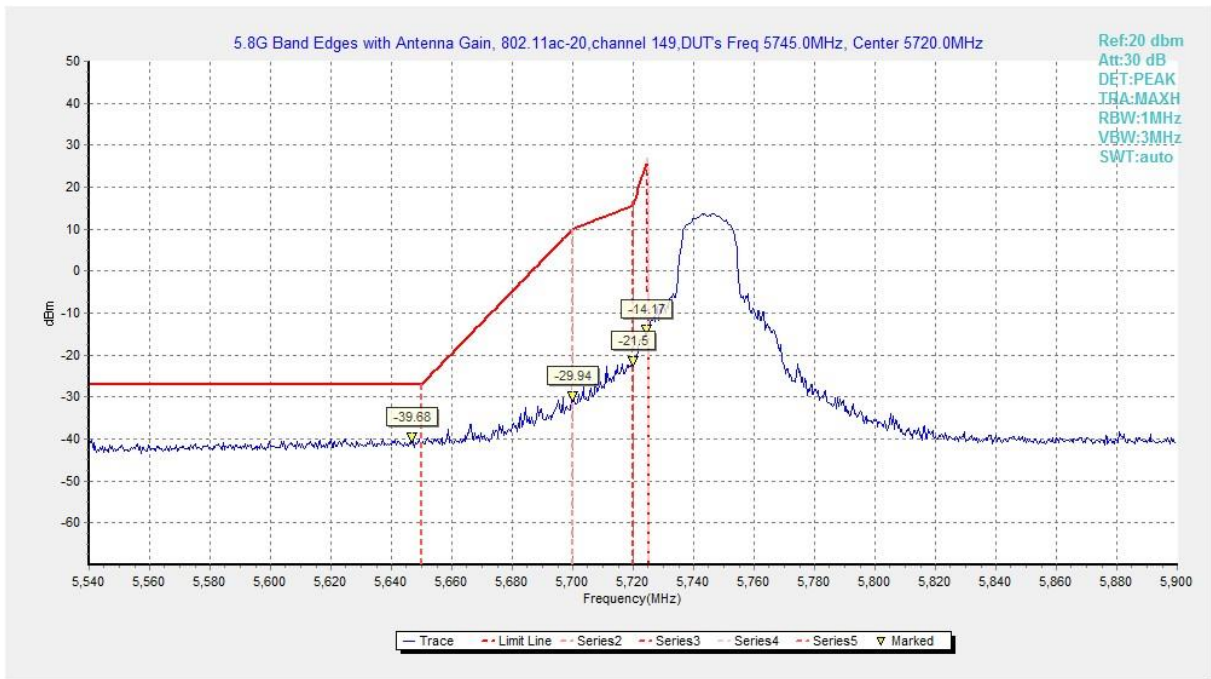
Fig. 72 Band Edges (802.11a, 5825MHz)



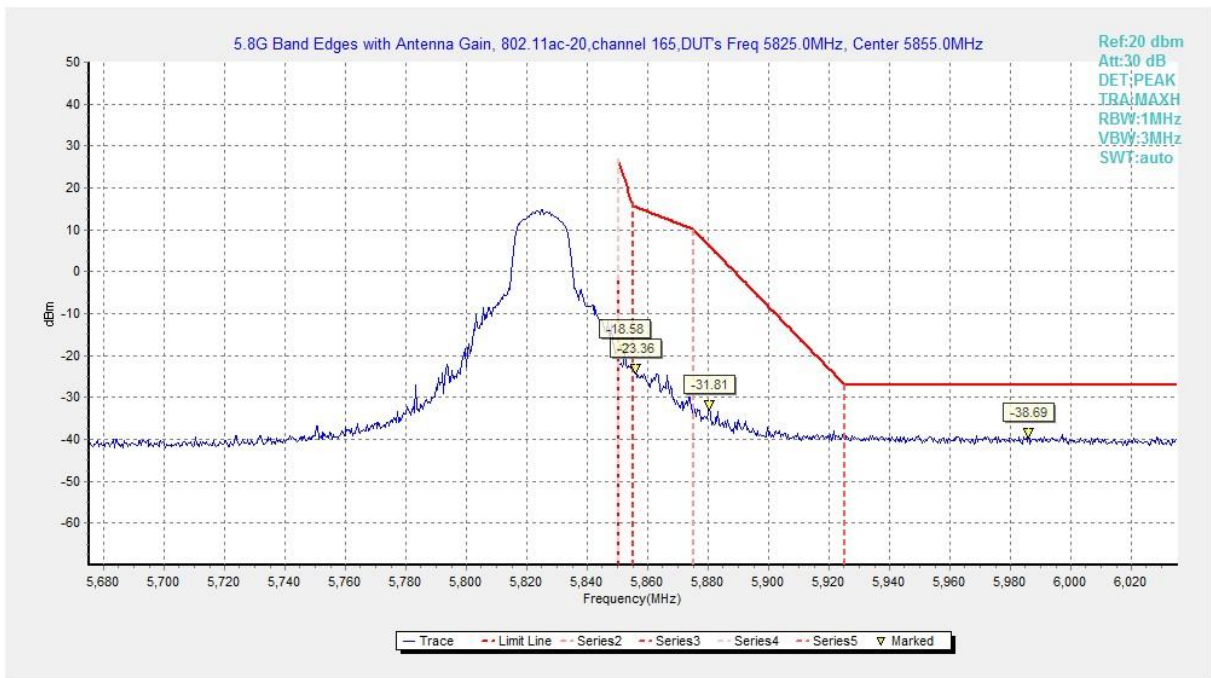
**Fig. 73 Band Edges (802.11n-HT20, 5745MHz)**



**Fig. 74 Band Edges (802.11n-HT20, 5825MHz)**



**Fig. 75 Band Edges (802.11ac-HT20, 5745MHz)**



**Fig. 76 Band Edges (802.11ac-HT20, 5825MHz)**

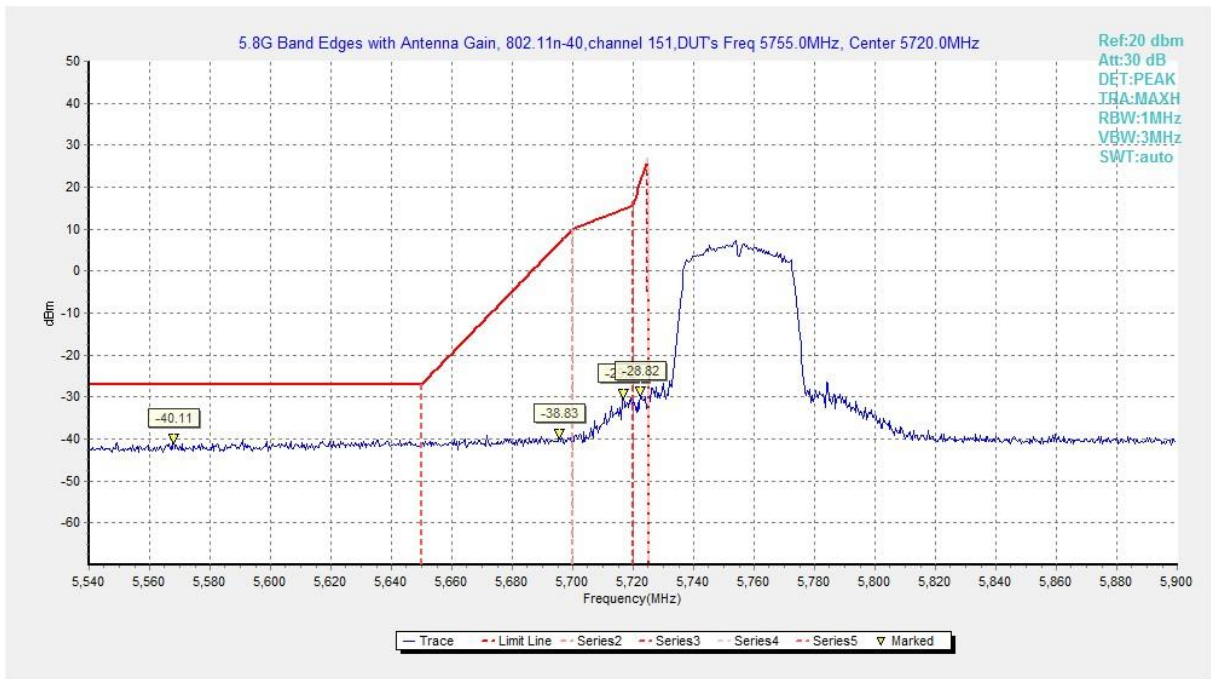


Fig. 77 Band Edges (802.11n-HT40, 5755MHz)

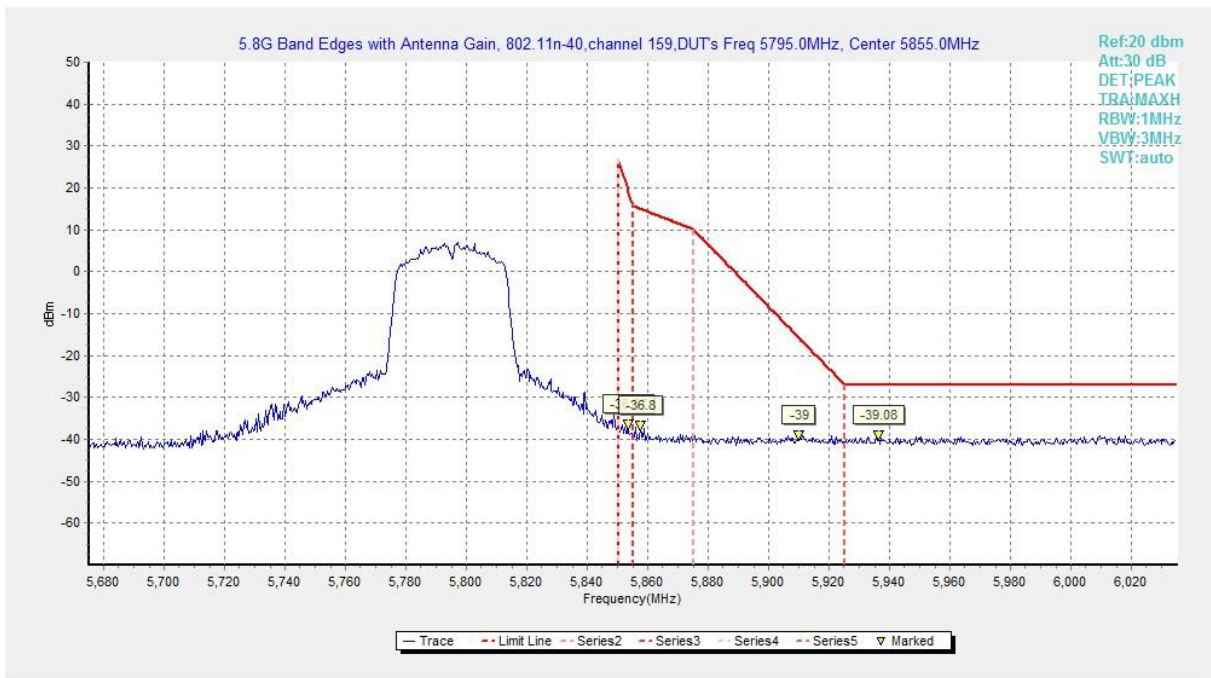
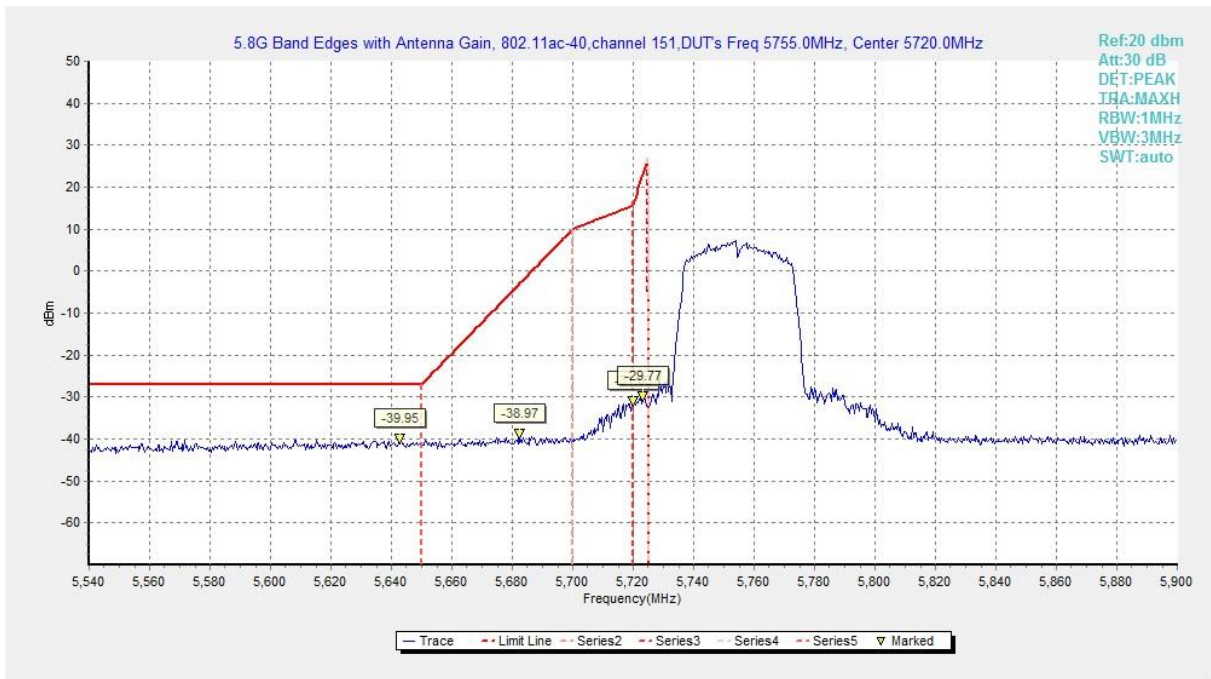


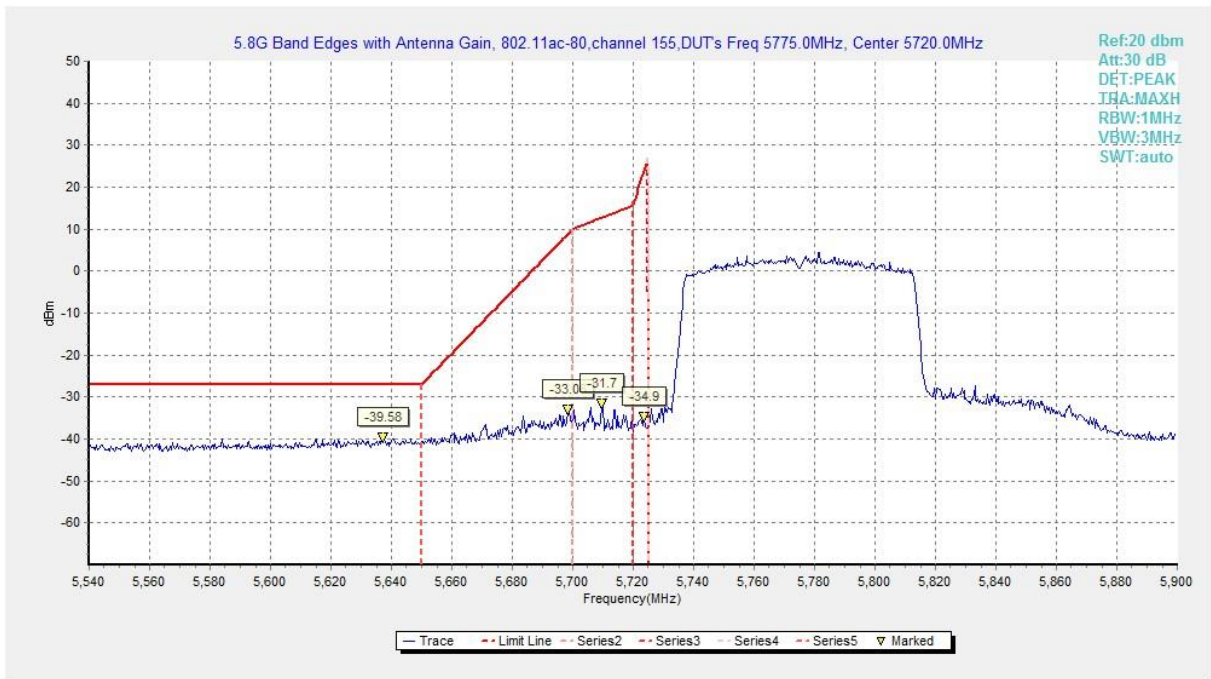
Fig. 78 Band Edges (802.11n-HT40, 5795MHz)



**Fig. 79 Band Edges (802.11ac-HT40, 5755MHz)**



**Fig. 80 Band Edges (802.11ac-HT40, 5795MHz)**



**Fig. 81 Band Edges (802.11ac-HT80, 5775MHz)**



**Fig. 82 Band Edges (802.11ac-HT80, 5775MHz)**

**A6.2 Band Edges - Radiated**

**Measurement Limit:**

Standard	Limit (dBm/MHz)	
FCC 47 CFR Part 15.407	at the band edge	27
	at 5 MHz above or below the band edge	15.6
	at 25 MHz above or below the band edge	10
	at 75 MHz or more above or below the band edge	-27
	Note: increasing linearly from point to point.	

The measurement is made according to KDB 789033 D02

In addition, radiated emissions which fall in the restricted bands, as defined in § 15.205(a), must also comply with the radiated emission limits specified in § 15.209(a) (see § 15.205(c)).

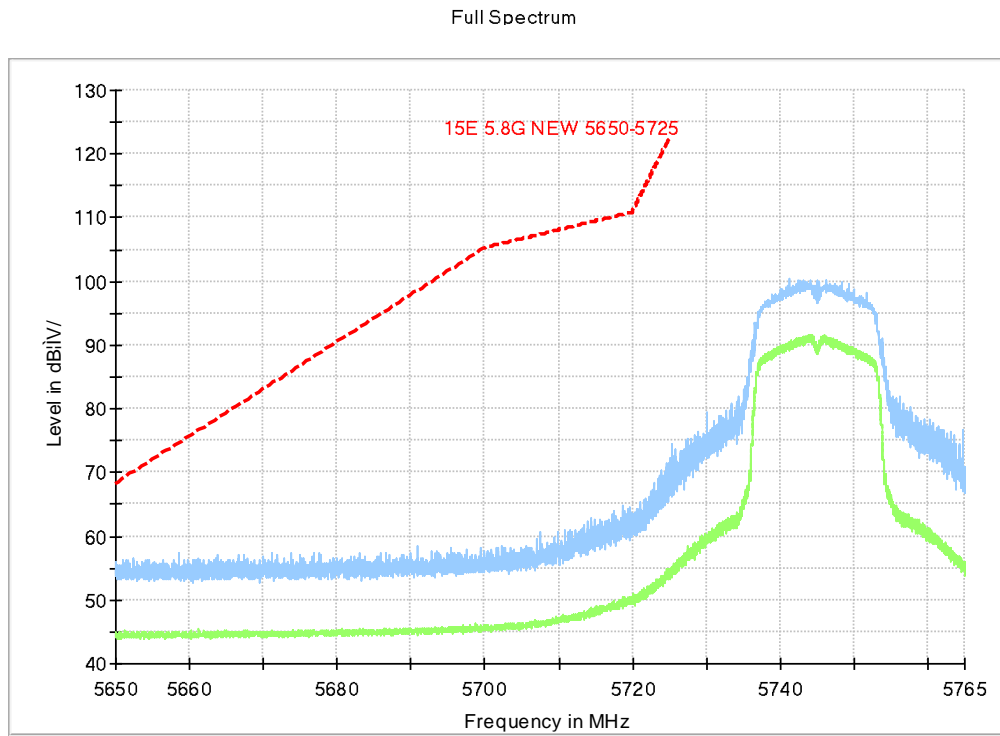
**Measurement Result:**

Mode	Channel	Test Results	Conclusion
802.11a	5745 MHz	Fig.83	P
	5825 MHz	Fig.84	P
802.11n HT20	5745 MHz	Fig.85	P
	5825 MHz	Fig.86	P
802.11ac HT20	5745 MHz	Fig.87	P
	5825 MHz	Fig.88	P
802.11n HT40	5755 MHz	Fig.89	P
	5795 MHz	Fig.90	P
802.11ac HT40	5755 MHz	Fig.91	P
	5795 MHz	Fig.92	P
802.11ac HT80	5775 MHz	Fig.93	P
	5775 MHz	Fig.94	P

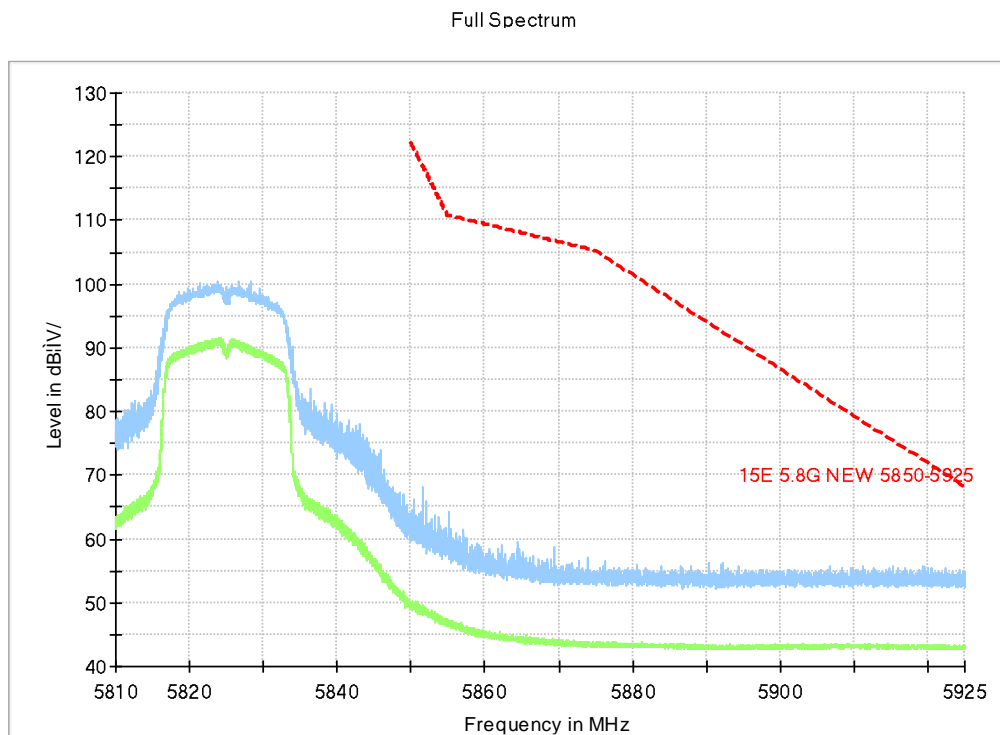
**Conclusion: PASS**

**Test graphs as below:**

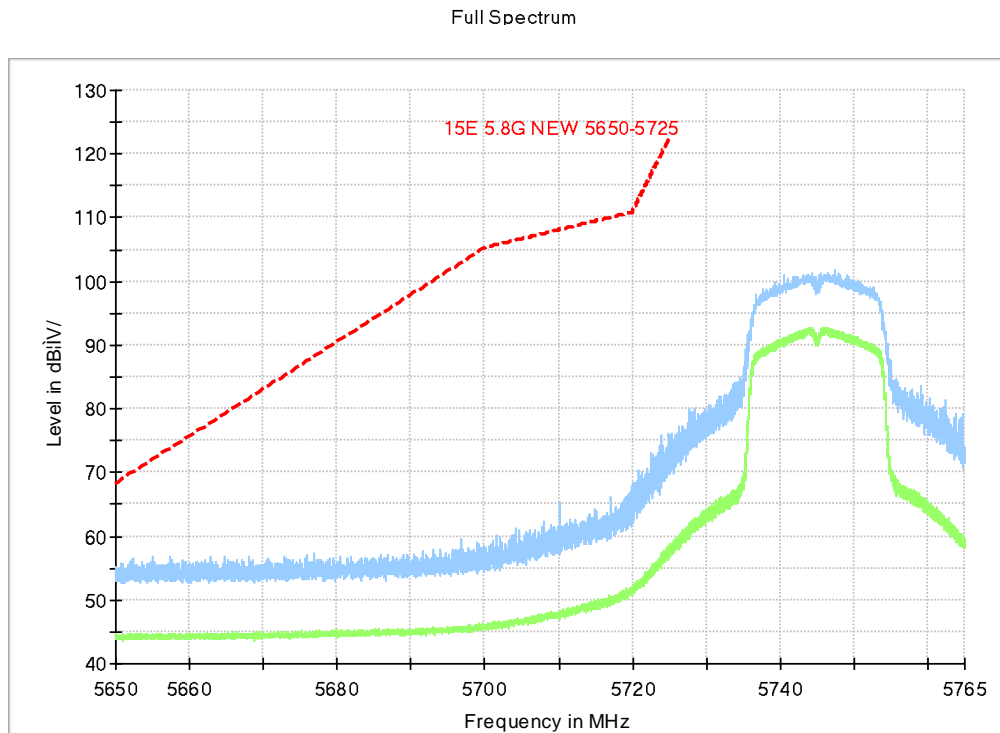




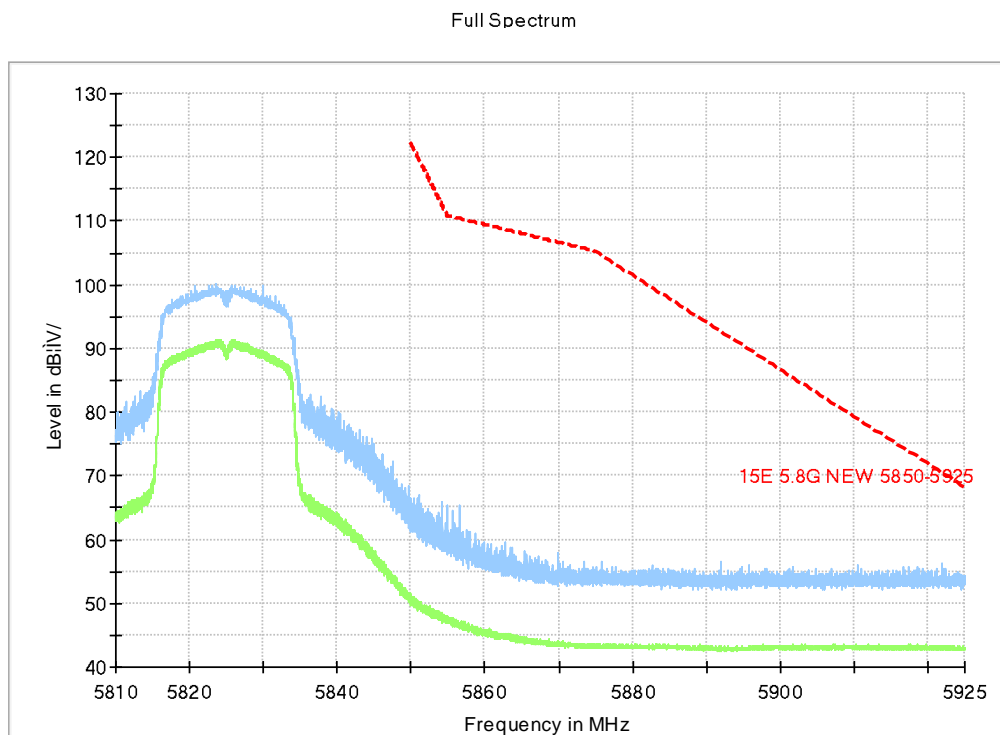
**Fig. 83 Band Edges (802.11a, 5745MHz)**



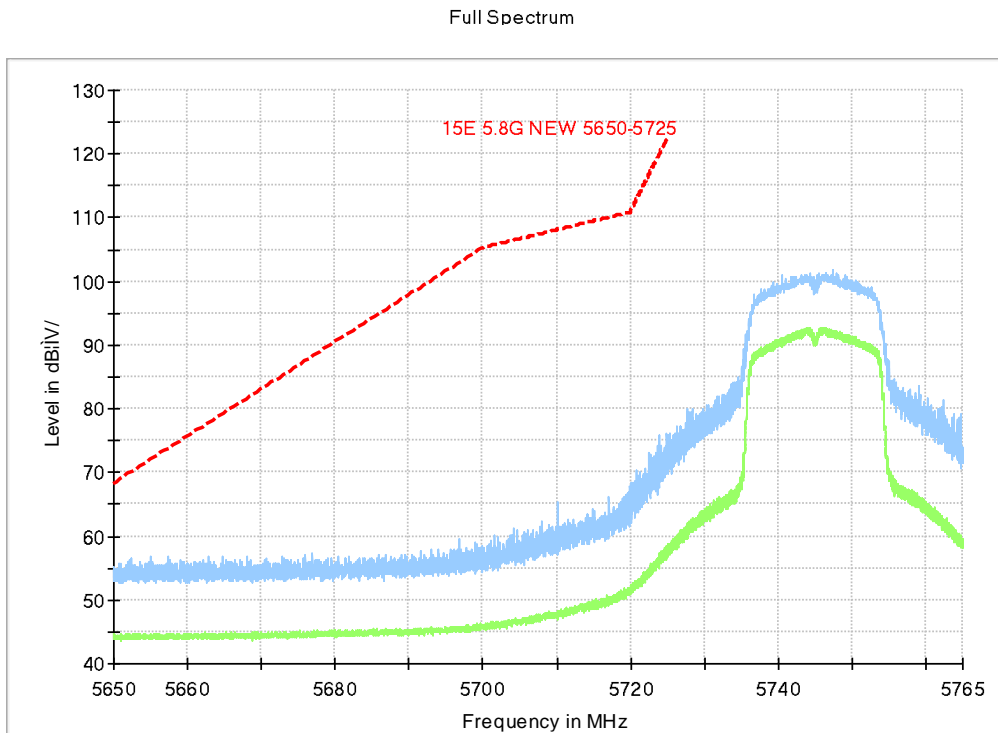
**Fig. 84 Band Edges (802.11a, 5825MHz)**



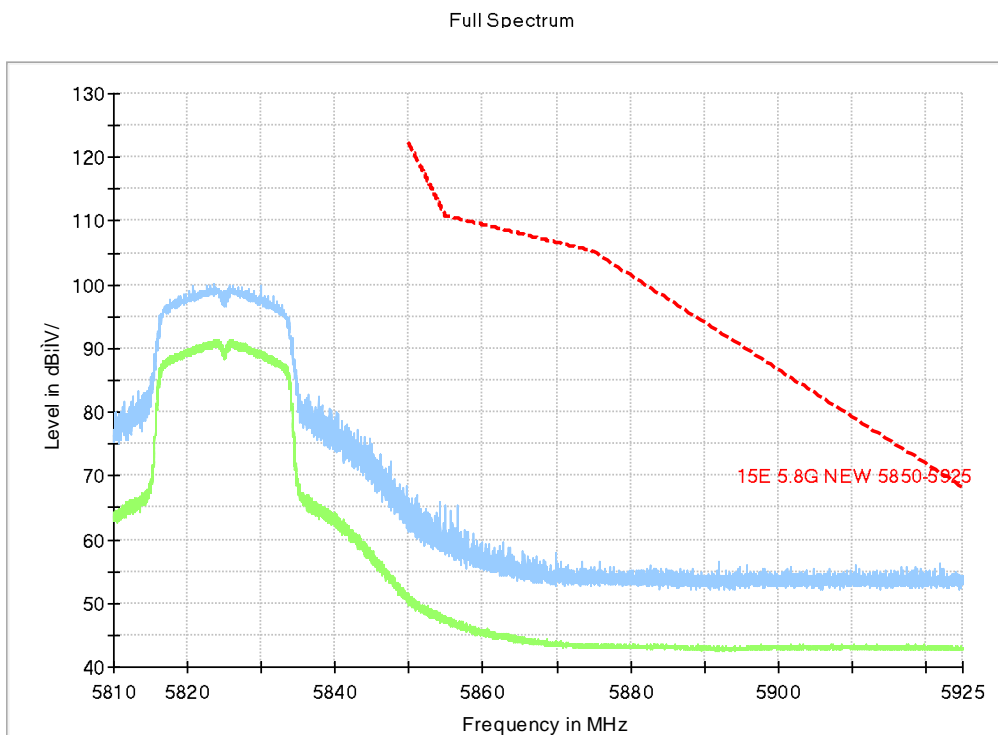
**Fig. 85 Band Edges (802.11n-HT20, 5745MHz)**



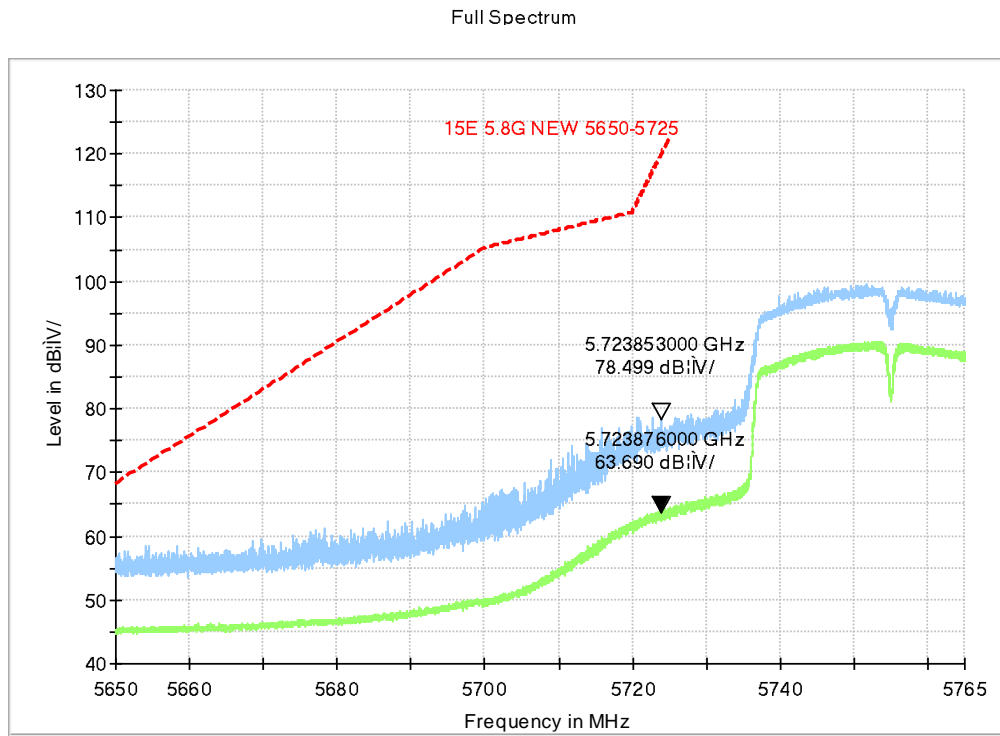
**Fig. 86 Band Edges (802.11n-HT20, 5825MHz)**



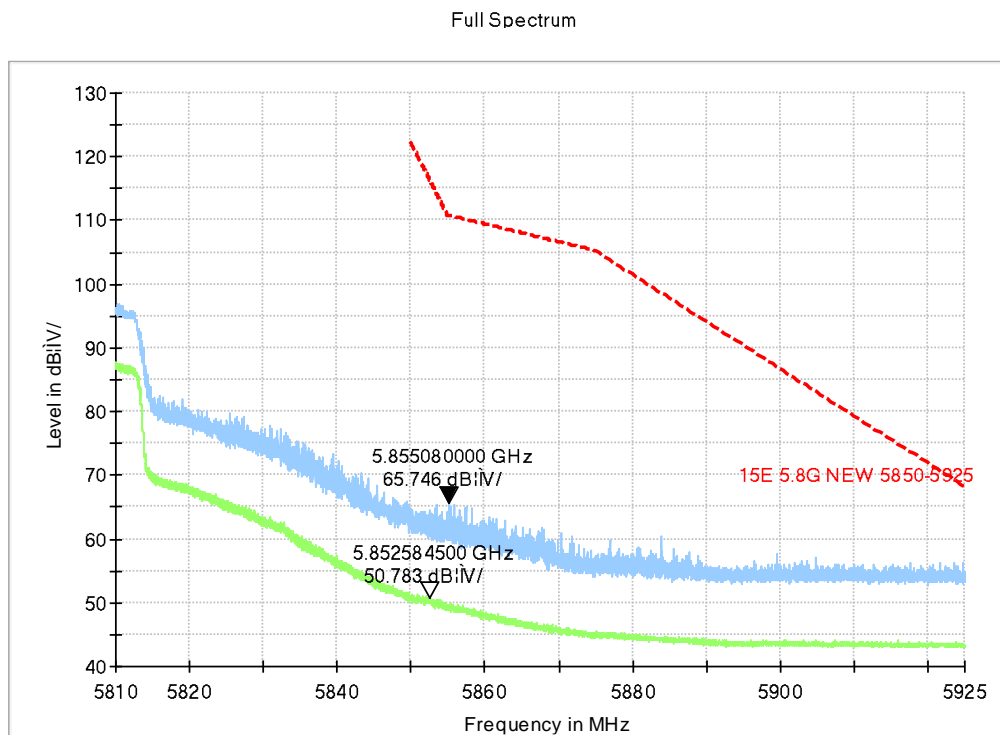
**Fig. 87 Band Edges (802.11ac-HT20, 5745MHz)**



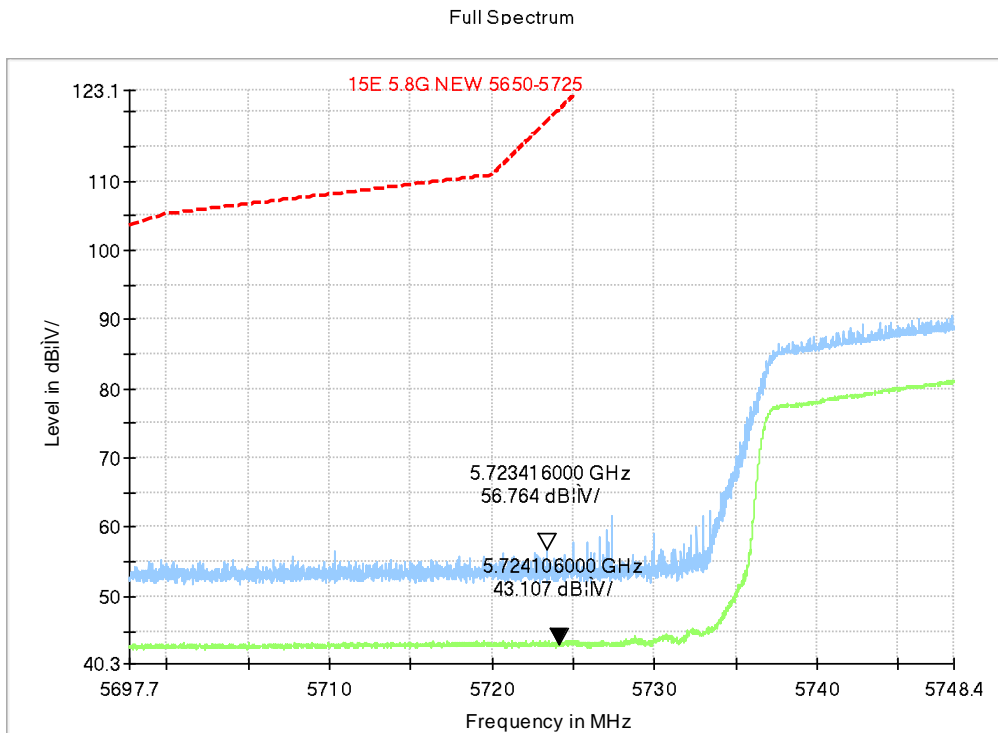
**Fig. 88 Band Edges (802.11ac-HT20, 5825MHz)**



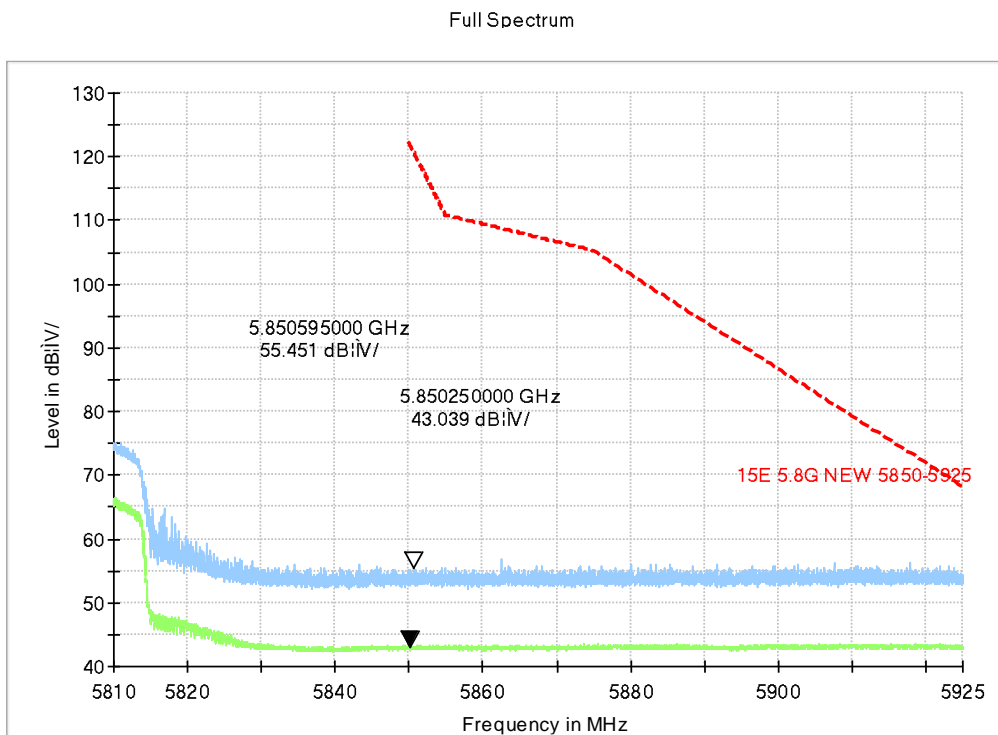
**Fig. 89 Band Edges (802.11n-HT40, 5755MHz)**



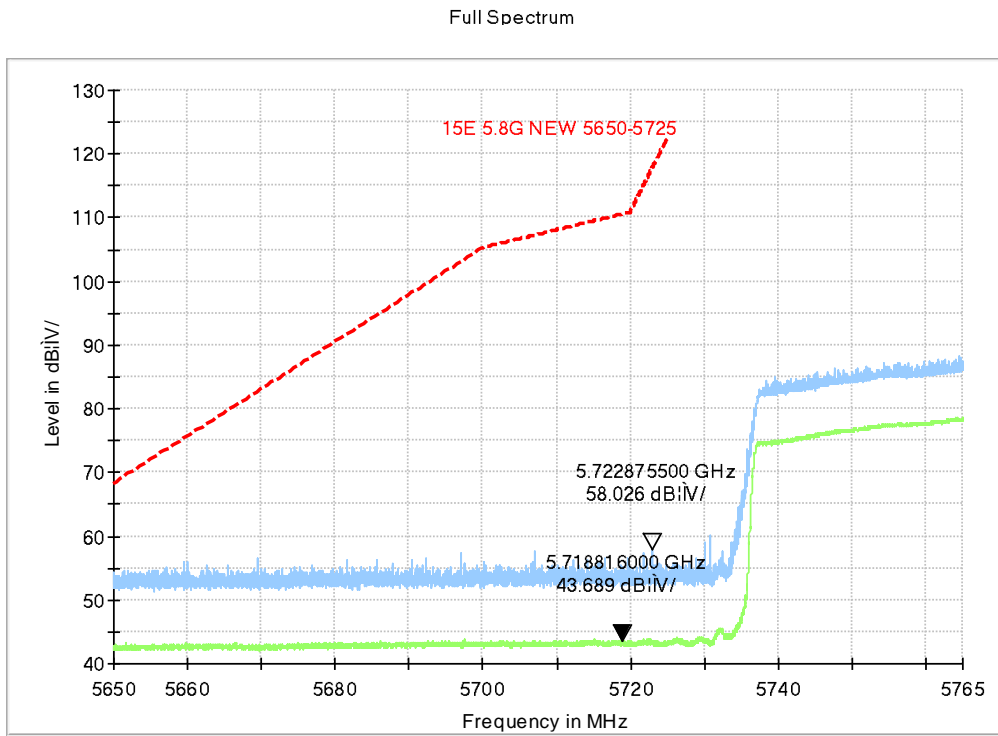
**Fig. 90 Band Edges (802.11n-HT40, 5795MHz)**



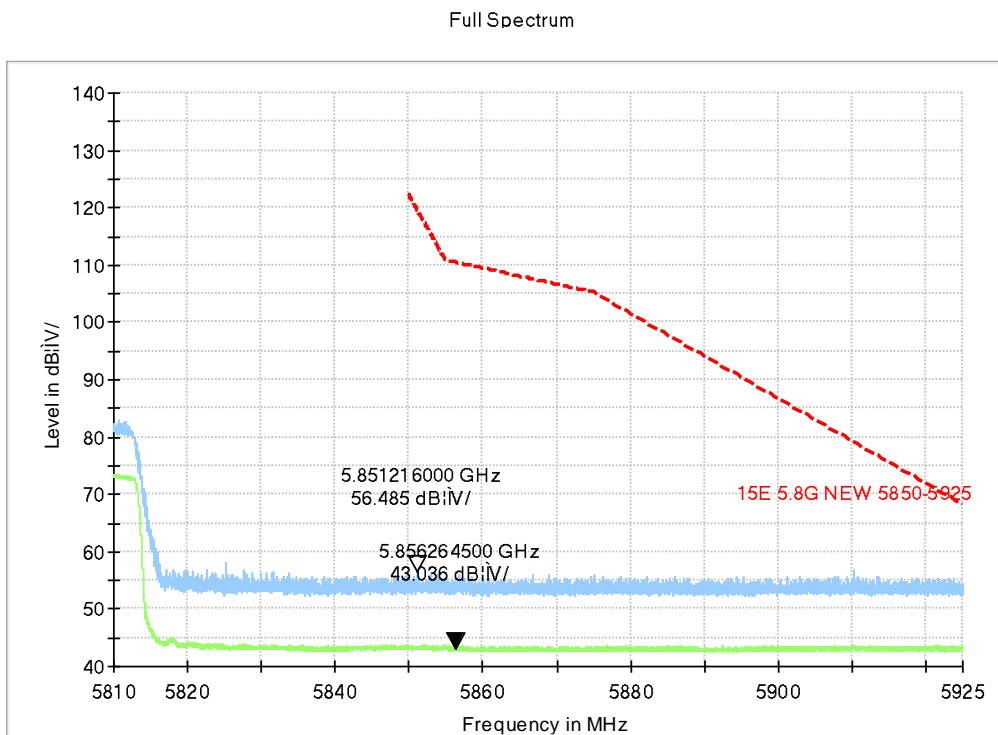
**Fig. 91 Band Edges (802.11ac-HT40, 5755MHz)**



**Fig. 92 Band Edges (802.11ac-HT40, 5795MHz)**



**Fig. 93 Band Edges (802.11ac-HT80, 5775MHz)**



**Fig. 94 Band Edges (802.11ac-HT80, 5775MHz)**

### A.7. AC Powerline Conducted Emission

**Test Condition:**

Voltage (V)	Frequency (Hz)
110	60

**Measurement uncertainty:**

Expanded measurement uncertainty for this test item is  $U = 3.2\text{dB}$ ,  $k=2$ .

**Measurement Result and limit:**

WLAN (Quasi-peak Limit)

Frequency range (MHz)	Quasi-peak Limit (dB $\mu$ V)	Result (dB $\mu$ V)		Conclusion
		With charger		
		802.11a	Idle	
0.15 to 0.5	66 to 56	Fig. 95	Fig. 96	<b>P</b>
0.5 to 5	56			
5 to 30	60			

NOTE: The limit decreases linearly with the logarithm of the frequency in the range 0.15 MHz to 0.5 MHz.

WLAN (Average Limit)

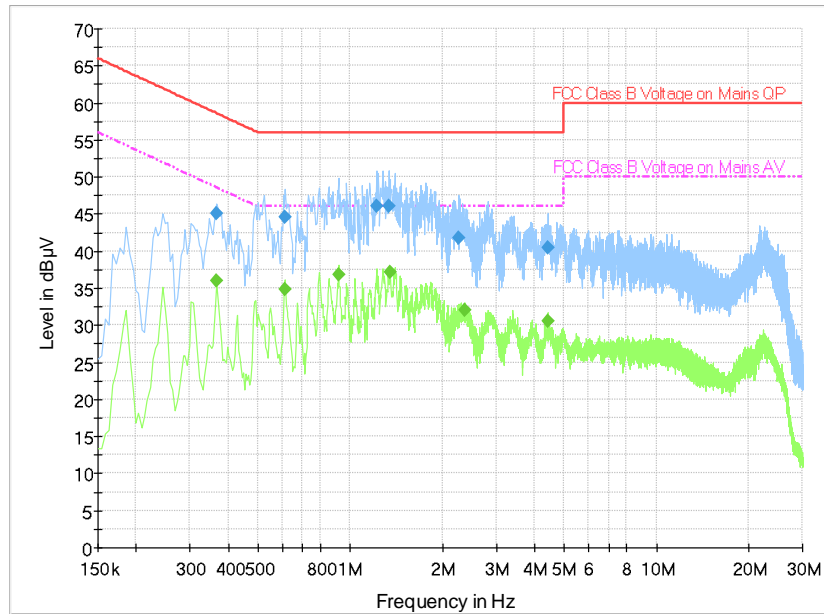
Frequency range (MHz)	Average Limit (dB $\mu$ V)	Result (dB $\mu$ V)		Conclusion
		With charger		
		802.11a	Idle	
0.15 to 0.5	56 to 46	Fig.95	Fig.96	<b>P</b>
0.5 to 5	46			
5 to 30	50			

NOTE: The limit decreases linearly with the logarithm of the frequency in the range 0.15 MHz to 0.5 MHz.

The measurement is made according to ANSI C63.10 .

**Conclusion: PASS**

Test graphs as below:



**Fig. 95 AC Powerline Conducted Emission-802.11a**

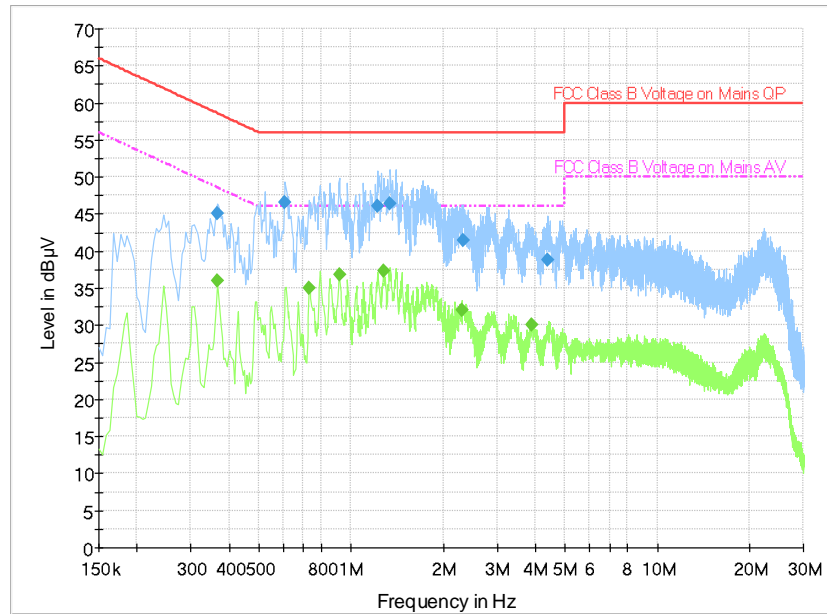
Measurement Result 1:

Frequency (MHz)	QuasiPeak (dBµV)	Meas. Time (ms)	Bandwidth (kHz)	Filter	Line	Corr. (dB)	Margin (dB)	Limit (dBµV)
0.366000	45.1	2000.0	9.000	On	L1	19.8	13.5	58.6
0.613500	44.7	2000.0	9.000	On	L1	19.8	11.3	56.0
1.216500	46.1	2000.0	9.000	On	L1	19.6	9.9	56.0
1.338000	46.1	2000.0	9.000	On	L1	19.6	9.9	56.0
2.269500	41.7	2000.0	9.000	On	L1	19.7	14.3	56.0
4.420500	40.4	2000.0	9.000	On	L1	19.6	15.6	56.0

Measurement Result 2:

Frequency (MHz)	QuasiPeak (dBµV)	Meas. Time (ms)	Bandwidth (kHz)	Filter	Line	Corr. (dB)	Margin (dB)	Limit (dBµV)
0.366000	36.0	2000.0	9.000	On	L1	19.8	12.6	48.6
0.613500	34.9	2000.0	9.000	On	L1	19.8	11.1	46.0
0.915000	36.8	2000.0	9.000	On	L1	19.7	9.2	46.0
1.347000	37.2	2000.0	9.000	On	L1	19.6	8.8	46.0
2.364000	32.0	2000.0	9.000	On	L1	19.7	14.0	46.0
4.420500	30.6	2000.0	9.000	On	L1	19.6	15.4	46.0





**Fig. 96 AC Powerline Conducted Emission-Idle**

Measurement Result 1:

Frequency (MHz)	QuasiPeak (dBµV)	Meas. Time (ms)	Bandwidth (kHz)	Filter	Line	Corr. (dB)	Margin (dB)	Limit (dBµV)
0.366000	45.1	2000.0	9.000	On	L1	19.8	13.5	58.6
0.609000	46.5	2000.0	9.000	On	L1	19.8	9.5	56.0
1.216500	46.1	2000.0	9.000	On	L1	19.6	9.9	56.0
1.342500	46.4	2000.0	9.000	On	L1	19.6	9.6	56.0
2.328000	41.5	2000.0	9.000	On	L1	19.7	14.5	56.0
4.398000	38.9	2000.0	9.000	On	L1	19.6	17.1	56.0

Measurement Result 2:

Frequency (MHz)	QuasiPeak (dBµV)	Meas. Time (ms)	Bandwidth (kHz)	Filter	Line	Corr. (dB)	Margin (dB)	Limit (dBµV)
0.366000	35.9	2000.0	9.000	On	L1	19.8	12.6	48.6
0.730500	35.0	2000.0	9.000	On	L1	19.8	11.0	46.0
0.915000	36.9	2000.0	9.000	On	L1	19.7	9.1	46.0
1.284000	37.4	2000.0	9.000	On	L1	19.6	8.6	46.0
2.305500	32.1	2000.0	9.000	On	L1	19.7	13.9	46.0
3.880500	30.1	2000.0	9.000	On	L1	19.6	15.9	46.0

**ANNEX B: Accreditation Certificate**

United States Department of Commerce  
National Institute of Standards and Technology

**NVLAP**<sup>®</sup>

---

**Certificate of Accreditation to ISO/IEC 17025:2005**

---

NVLAP LAB CODE: 600118-0

**Telecommunication Technology Labs, CAICT**  
Beijing  
China

*is accredited by the National Voluntary Laboratory Accreditation Program for specific services,  
listed on the Scope of Accreditation, for:*

**Electromagnetic Compatibility & Telecommunications**

*This laboratory is accredited in accordance with the recognized International Standard ISO/IEC 17025:2005.  
This accreditation demonstrates technical competence for a defined scope and the operation of a laboratory quality  
management system (refer to joint ISO-ILAC-IAF Communique dated January 2009).*

---

2018-09-28 through 2019-09-30  
*Effective Dates*



  
*For the National Voluntary Laboratory Accreditation Program*

\*\*\* END OF REPORT BODY \*\*\*