



TEST REPORT

No. I18Z60513-WMD03

for

TCL Communication Ltd.

LTE/UMTS/GSM Smartphone

Model Name: 5059J

FCC ID: 2ACCJB101

with

Hardware Version: PIO

Software Version: 6J1QH1

Issued Date: 2018-03-29



Note:

The test results in this test report relate only to the devices specified in this report. This report shall not be reproduced except in full without the written approval of CTTL.

The report must not be used by the client to claim product certification, approval, or endorsement by NVLAP, NIST, or any agency of the U.S. Government.

Test Laboratory:

CTTL, Telecommunication Technology Labs, CAICT

No. 52, Huayuan North Road, Haidian District, Beijing, P. R. China 100191.

Tel:+86(0)10-62304633-2512, Fax:+86(0)10-62304633-2504

Email: cttl_terminals@caict.ac.cn, website: www.caict.ac.cn

REPORT HISTORY

| Report Number | Revision | Description | Issue Date |
|----------------------|-----------------|-------------------------|-------------------|
| I18Z60513-WMD03 | Rev.0 | 1 st edition | 2018-03-29 |



CONTENTS

| | |
|---|------------|
| 1. TEST LABORATORY | 4 |
| 1.1. TESTING LOCATION | 4 |
| 1.2. TESTING ENVIRONMENT | 4 |
| 1.3. PROJECT DATA..... | 4 |
| 1.4. SIGNATURE | 4 |
| 2. CLIENT INFORMATION | 5 |
| 2.1. APPLICANT INFORMATION..... | 5 |
| 2.2. MANUFACTURER INFORMATION..... | 5 |
| 3. EQUIPMENT UNDER TEST (EUT) AND ANCILLARY EQUIPMENT (AE) | 6 |
| 3.1. ABOUT EUT | 6 |
| 3.2. INTERNAL IDENTIFICATION OF EUT USED DURING THE TEST | 6 |
| 3.3. INTERNAL IDENTIFICATION OF AE USED DURING THE TEST..... | 6 |
| 3.4. GENERAL DESCRIPTION | 7 |
| 4. REFERENCE DOCUMENTS | 8 |
| 4.1. REFERENCE DOCUMENTS FOR TESTING | 8 |
| 5. LABORATORY ENVIRONMENT | 9 |
| 6. SUMMARY OF TEST RESULTS..... | 10 |
| 6.1. SUMMARY OF TEST RESULTS | 10 |
| 6.2. STATEMENTS | 12 |
| 7. TEST EQUIPMENTS UTILIZED..... | 13 |
| ANNEX A: MEASUREMENT RESULTS | 14 |
| A.1 OUTPUT POWER..... | 14 |
| A.2 EMISSION LIMIT | 34 |
| A.3 FREQUENCY STABILITY | 46 |
| A.4 OCCUPIED BANDWIDTH | 50 |
| A.5 EMISSION BANDWIDTH..... | 72 |
| A.6 BAND EDGE COMPLIANCE | 93 |
| A.7 CONDUCTED SPURIOUS EMISSION | 113 |
| A.8 PEAK-TO-AVERAGE POWER RATIO | 118 |
| ANNEX B: ACCREDITATION CERTIFICATE | 119 |

1. Test Laboratory

1.1. Testing Location

Location 1: CTTL(huayuan North Road)

Address: No. 52, Huayuan North Road, Haidian District, Beijing,
P. R. China 100191

Location 2: CTTL(Shouxiang)

Address: No. 51 Shouxiang Science Building, Xueyuan Road,
Haidian District, Beijing, P. R. China 100191

1.2. Testing Environment

Normal Temperature: 15-35°C

Relative Humidity: 20-75%

1.3. Project data

Testing Start Date: 2018-01-08

Testing End Date: 2018-03-15

1.4. Signature



Shen Yi

(Prepared this test report)



Zhou Yu

(Reviewed this test report)



Zhao Hui Lin

Deputy Director of the laboratory

(Approved this test report)



2. Client Information

2.1. Applicant Information

Company Name: TCL Communication Ltd.
7/F, Block F4, TCL Communication Technology Building, TCL
Address /Post: International E City, Zhong Shan Yuan Road, Nanshan District,
Shenzhen, Guangdong, P.R. China 518052
Contact: Zhizhou Gong
Email: zhizhou.gong@tcl.com
Telephone: 0086-755-36611722
Fax: 0086-755-36612000 ext: 81722

2.2. Manufacturer Information

Company Name: TCL Communication Ltd.
7/F, Block F4, TCL Communication Technology Building, TCL
Address /Post: International E City, Zhong Shan Yuan Road, Nanshan District,
Shenzhen, Guangdong, P.R. China 518052
Contact: Zhizhou Gong
Email: zhizhou.gong@tcl.com
Telephone: 0086-755-36611722
Fax: 0086-755-36612000 ext: 81722

3. Equipment Under Test (EUT) and Ancillary Equipment (AE)

3.1. About EUT

| | |
|-------------------------|---|
| Description | LTE/UMTS/GSM Smartphone |
| Model Name | 5059J |
| FCC ID | 2ACCJB101 |
| Antenna | Integrated |
| Output power | 23.76dBm maximum EIRP measured for Band 4 |
| Extreme vol. Limits | 3.5VDC to 4.4VDC (nominal: 3.85VDC) |
| Extreme temp. Tolerance | -10°C to +60°C |

Note: Components list, please refer to documents of the manufacturer; it is also included in the original test record of CTTL, Telecommunication Technology Labs, Academy of Telecommunication Research, MIIT

The EUT is a variant model of 5059A/2ACCJB101. All the result is coming from the initial model.

3.2. Internal Identification of EUT used during the test

| EUT ID* | IMEI | HW Version | SW Version | Date of receipt |
|---------|------|------------|------------|-----------------|
| \ | \ | \ | \ | \ |

*EUT ID: is used to identify the test sample in the lab internally.

3.3. Internal Identification of AE used during the test

| AE ID* | Description |
|--------------|----------------|
| AE1 | Battery |
| AE2 | Battery |
| AE3 | Travel charger |
| AE4 | Travel charger |
| AE1 | |
| Model | CAC2400008C1 |
| Capacitance | 2400mAh |
| AE2 | |
| Model | CAC2400009C7 |
| Capacitance | 2400mAh |
| AE3 | |
| Model | CBA0058AGAC5 |
| Manufacturer | PUAN |
| AE4 | |
| Model | CBA0058AGAC2 |
| Manufacturer | TENPAO |

*AE ID: is used to identify the test sample in the lab internally.



3.4. General Description

The Equipment Under Test (EUT) is a model of LTE/UMTS/GSM Smartphone with integrated antenna. Manual and specifications of the EUT were provided to fulfil the test.

4. Reference Documents

4.1. Reference Documents for testing

The following documents listed in this section are referred for testing.

| Reference | Title | Version |
|------------------|---|--------------------|
| FCC Part 24 | PERSONAL COMMUNICATIONS SERVICES | 10-1-17 Edition |
| FCC Part 22 | PUBLIC MOBILE SERVICES | 10-1-17 Edition |
| FCC Part 27 | MISCELLANEOUS WIRELESS COMMUNICATIONS SERVICES | 10-1-17 Edition |
| ANSI/TIA-603-E | Land Mobile FM or PM Communications Equipment Measurement and Performance Standards | 2016 |
| TIA-102.CAAA-E | DIGITAL C4FMCQPSK TRANSCEIVER MEASUREMENT METHODS | 2016 |
| ANSI C63.26 | American National Standard for Compliance Testing of Transmitters Used in Licensed Radio Services | 2015 |
| KDB 971168 D01 | MEASUREMENT GUIDANCE FOR CERTIFICATION OF LICENSED DIGITAL TRANSMITTERS | v02r03 |

5. LABORATORY ENVIRONMENT

Control room / conducted chamber did not exceed following limits along the EMC testing:

| | |
|--------------------------|----------------------------|
| Temperature | Min. = 15 °C, Max. = 35 °C |
| Relative humidity | Min. = 20 %, Max. = 80 % |
| Shielding effectiveness | > 110 dB |
| Electrical insulation | >2 MΩ |
| Ground system resistance | < 0.5 Ω |

Fully-anechoic chamber 2 (8.6 meters X 6.1 meters X 3.85 meters) did not exceed following limits along the EMC testing:

| | |
|---|---|
| Temperature | Min. = 15 °C, Max. = 30 °C |
| Relative humidity | Min. = 35 %, Max. = 60 % |
| Shielding effectiveness | > 110 dB |
| Electrical insulation | >2 MΩ |
| Ground system resistance | < 1 Ω |
| Site voltage standing-wave ratio (S_{VSWR}) | Between 0 and 6 dB, from 1GHz to 18GHz |
| Uniformity of field strength | Between 0 and 6 dB, from 80 to 4000 MHz |

Semi-anechoic chamber 2 / Fully-anechoic chamber 3 (10 meters X 6.7 meters X 6.15 meters) did not exceed following limits along the EMC testing:

| | |
|---|---|
| Temperature | Min. = 15 °C, Max. = 30 °C |
| Relative humidity | Min. = 35 %, Max. = 60 % |
| Shielding effectiveness | > 100 dB |
| Electrical insulation | >2 MΩ |
| Ground system resistance | < 0.5 Ω |
| Normalised site attenuation (NSA) | < ±3.5 dB, 3 m distance |
| Site voltage standing-wave ratio (S_{VSWR}) | Between 0 and 6 dB, from 1GHz to 18GHz |
| Uniformity of field strength | Between 0 and 6 dB, from 80 to 3000 MHz |

6. SUMMARY OF TEST RESULTS

6.1. Summary of test results

| Abbreviations used in this clause: | | |
|------------------------------------|---------|---|
| Verdict Column | P | Pass |
| | F | Fail |
| | NA | Not applicable |
| | NM | Not measured |
| Location Column | A/B/C/D | The test is performed in test location A, B, C or D which are described in section 1.1 of this report |

LTE Band 2

| Items | Test Name | Clause in FCC rules | Section in this report | Verdict |
|-------|-----------------------------|----------------------|------------------------|---------|
| 1 | Output Power | 24.232(c) | A.1 | P |
| 2 | Emission Limit | 24.238(a), 2.1051 | A.2 | P |
| 3 | Frequency Stability | 24.235, 2.1055 | A.3 | P |
| 4 | Occupied Bandwidth | 2.1049(h)(i) | A.4 | P |
| 5 | Emission Bandwidth | 24.238(a) | A.5 | P |
| 6 | Band Edge Compliance | 24.238(a) | A.6 | P |
| 7 | Conducted Spurious Emission | 24.238, 2.1057 | A.7 | P |
| 8 | Peak to Average Power Ratio | 24.232 (d) | A.8 | P |

LTE Band 5

| Items | Test Name | Clause in FCC rules | Section in this report | Verdict |
|-------|-----------------------------|--------------------------|------------------------|---------|
| 1 | Output Power | §2.1046(a), 22.913(a) | A.1 | P |
| 2 | Emission Limit | 22.917, 2.1051 | A.2 | P |
| 3 | Frequency Stability | 22.235, 2.1055 | A.3 | P |
| 4 | Occupied Bandwidth | 2.1049(h)(i) | A.4 | P |
| 5 | Emission Bandwidth | 22.917(b) | A.5 | P |
| 6 | Band Edge Compliance | 22.917(b) | A.6 | P |
| 7 | Conducted Spurious Emission | 22.917, 2.1057 | A.7 | P |



LTE Band 7

| Items | Test Name | Clause in FCC rules | Section in this report | Verdict |
|-------|-----------------------------|---------------------|------------------------|---------|
| 1 | Output Power | 27.50(h)(2) | A.1 | P |
| 2 | Emission Limit | 27.53(m), 2.1051 | A.2 | P |
| 3 | Frequency Stability | 27.54, 2.1055 | A.3 | P |
| 4 | Occupied Bandwidth | 2.1049(h)(i) | A.4 | P |
| 5 | Emission Bandwidth | 27.53(m) | A.5 | P |
| 6 | Band Edge Compliance | 27.53(m) | A.6 | P |
| 7 | Conducted Spurious Emission | 27.53(m), 2.1057 | A.7 | P |
| 8 | Peak to Average Power Ratio | 27.50(a) | A.8 | P |

LTE Band 12

| Items | Test Name | Clause in FCC rules | Section in this report | Verdict |
|-------|-----------------------------|---------------------|------------------------|---------|
| 1 | Output Power | 27.50(c)(10) | A.1 | P |
| 2 | Emission Limit | 27.53(g), 2.1051 | A.2 | P |
| 3 | Frequency Stability | 27.54, 2.1055 | A.3 | P |
| 4 | Occupied Bandwidth | 2.1049(h)(i) | A.4 | P |
| 5 | Emission Bandwidth | 27.53(g) | A.5 | P |
| 6 | Band Edge Compliance | 27.53(g) | A.6 | P |
| 7 | Conducted Spurious Emission | 27.53(g), 2.1057 | A.7 | P |
| 8 | Peak to Average Power Ratio | 27.50(a) | A.8 | P |

LTE Band 13

| Items | Test Name | Clause in FCC rules | Section in this report | Verdict |
|-------|-----------------------------|---------------------|------------------------|---------|
| 1 | Output Power | 27.50(b)(10) | A.1 | P |
| 2 | Emission Limit | 27.53(c), 2.1051 | A.2 | P |
| 3 | Frequency Stability | 27.54, 2.1055 | A.3 | P |
| 4 | Occupied Bandwidth | 2.1049(h)(i) | A.4 | P |
| 5 | Emission Bandwidth | 27.53(c) | A.5 | P |
| 6 | Band Edge Compliance | 27.53(c) | A.6 | P |
| 7 | Conducted Spurious Emission | 27.53(c), 2.1057 | A.7 | P |
| 8 | Peak to Average Power Ratio | 27.50(a) | A.8 | P |

6.2. Statements

The test cases listed in section 6.1 of this report for the EUT specified in section 3 were performed by CTTL according to the standards or reference documents in section 4.1

The EUT met all applicable requirements of the standards or reference documents in section 4.1.

This report only deals with the LTE functions among the features described in section 3.

7. Test Equipments Utilized

| NO. | Description | TYPE | series number | MANUFACTURE | CAL DUE DATE | Calibration interval |
|-----|-------------------------------------|----------|---------------|--------------|--------------|----------------------|
| 1 | Test Receiver | ESU26 | 100235 | R&S | 2018-04-01 | 1 year |
| 2 | Test Receiver | ESU26 | 100376 | R&S | 2018-04-27 | 1 year |
| 3 | EMI Antenna | 3117 | 00058889 | ETS-Lindgren | 2020-05-27 | 3 year |
| 4 | Wideband Radio Communication Tester | CMW500 | 159082 | R&S | 2019-01-05 | 1 year |
| 5 | Spectrum Analyzer | FSU26 | 200030 | R&S | 2018-06-11 | 1 year |
| 6 | EMI Antenna | VULB9163 | 9163-235 | Schwarzbeck | 2019-05-10 | 3 year |
| 7 | Signal Generator | SMF100A | 101295 | R&S | 2018-12-23 | 1 year |
| 8 | Climate chamber | SH-242 | 93008556 | ESPEC | 2019-12-21 | 2 year |
| 9 | Loop Antenna | HFH2-Z2 | 829324/007 | R&S | 2018-12-14 | 3 year |

ANNEX A: MEASUREMENT RESULTS

A.1 OUTPUT POWER

A.1.1 Summary

During the process of testing, the EUT was controlled via Rhode & Schwarz Digital Radio Communication tester (CMW500) to ensure max power transmission and proper modulation. In all cases, output power is within the specified limits.

A.1.2 Conducted

A.1.2.1 Method of Measurements

The EUT was set up for the max output power with pseudo random data modulation. These measurements were done at 3 frequencies (bottom, middle and top of operational frequency range) for each bandwidth.

A.1.2.2 Measurement result

LTE band 2

| Bandwidth | RB size/offset | Frequency (MHz) | Power(dBm) | |
|-----------|----------------|-----------------|------------|-------|
| | | | QPSK | 16QAM |
| 1.4MHz | 1 RB high | 1909.3 | 21.41 | 21.89 |
| | | 1880.0 | 22.91 | 22.24 |
| | | 1850.7 | 22.90 | 21.91 |
| | 1 RB low | 1909.3 | 22.84 | 21.88 |
| | | 1880.0 | 22.87 | 22.23 |
| | | 1850.7 | 22.90 | 21.89 |
| | 50% RB mid | 1909.3 | 22.96 | 21.95 |
| | | 1880.0 | 22.97 | 22.14 |
| | | 1850.7 | 22.99 | 22.16 |
| | 100% RB | 1909.3 | 21.90 | 21.02 |
| | | 1880.0 | 21.99 | 20.91 |
| | | 1850.7 | 21.91 | 21.16 |
| 3MHz | 1 RB high | 1908.5 | 22.93 | 21.74 |
| | | 1880.0 | 22.94 | 22.26 |
| | | 1851.5 | 22.90 | 21.89 |
| | 1 RB low | 1908.5 | 21.68 | 21.76 |
| | | 1880.0 | 22.71 | 22.28 |
| | | 1851.5 | 22.90 | 21.96 |
| | 50% RB mid | 1908.5 | 21.89 | 21.03 |
| | | 1880.0 | 21.97 | 21.06 |
| | | 1851.5 | 21.91 | 21.00 |



| | | | | |
|-------|------------|--------|-------|-------|
| | 100% RB | 1908.5 | 21.85 | 20.94 |
| | | 1880.0 | 21.91 | 20.98 |
| | | 1851.5 | 21.87 | 20.90 |
| 5MHz | 1 RB high | 1907.5 | 22.81 | 21.86 |
| | | 1880.0 | 22.92 | 21.98 |
| | | 1852.5 | 22.83 | 22.28 |
| | 1 RB low | 1907.5 | 22.79 | 21.81 |
| | | 1880.0 | 22.93 | 21.96 |
| | | 1852.5 | 22.85 | 22.31 |
| | 50% RB mid | 1907.5 | 21.90 | 20.98 |
| | | 1880.0 | 21.91 | 21.02 |
| | | 1852.5 | 21.92 | 21.14 |
| | 100% RB | 1907.5 | 21.87 | 20.83 |
| | | 1880.0 | 21.93 | 20.89 |
| | | 1852.5 | 21.93 | 21.00 |
| 10MHz | 1 RB high | 1905.0 | 22.80 | 21.84 |
| | | 1880.0 | 22.90 | 21.84 |
| | | 1855.0 | 22.96 | 22.23 |
| | 1 RB low | 1905.0 | 22.87 | 21.82 |
| | | 1880.0 | 22.89 | 21.79 |
| | | 1855.0 | 22.90 | 22.21 |
| | 50% RB mid | 1905.0 | 21.89 | 20.94 |
| | | 1880.0 | 21.94 | 20.98 |
| | | 1855.0 | 21.92 | 21.00 |
| | 100% RB | 1905.0 | 21.91 | 20.87 |
| | | 1880.0 | 21.89 | 20.89 |
| | | 1855.0 | 21.89 | 20.96 |
| 15MHz | 1 RB high | 1902.5 | 22.76 | 22.10 |
| | | 1880.0 | 22.75 | 21.73 |
| | | 1857.5 | 22.86 | 22.13 |
| | 1 RB low | 1902.5 | 22.84 | 22.22 |
| | | 1880.0 | 22.84 | 21.69 |
| | | 1857.5 | 22.86 | 22.14 |
| | 50% RB mid | 1902.5 | 21.89 | 20.87 |
| | | 1880.0 | 21.97 | 20.99 |
| | | 1857.5 | 21.93 | 20.98 |
| | 100% RB | 1902.5 | 21.86 | 20.81 |
| | | 1880.0 | 21.96 | 20.96 |
| | | 1857.5 | 21.94 | 20.97 |



| | | | | |
|-------|------------|--------|-------|-------|
| 20MHz | 1 RB high | 1900.0 | 22.56 | 21.99 |
| | | 1880.0 | 22.59 | 22.03 |
| | | 1860.0 | 22.67 | 22.13 |
| | 1 RB low | 1900.0 | 22.59 | 22.05 |
| | | 1880.0 | 22.62 | 21.95 |
| | | 1860.0 | 22.61 | 22.08 |
| | 50% RB mid | 1900.0 | 21.87 | 20.88 |
| | | 1880.0 | 21.92 | 20.89 |
| | | 1860.0 | 21.91 | 20.94 |
| | 100% RB | 1900.0 | 21.78 | 20.75 |
| | | 1880.0 | 21.94 | 20.96 |
| | | 1860.0 | 21.88 | 20.93 |

LTE band 5

| Bandwidth | RB size/offset | Frequency (MHz) | Power(dBm) | |
|-----------|----------------|-----------------|------------|-------|
| | | | QPSK | 16QAM |
| 1.4MHz | 1 RB high | 848.3 | 22.74 | 21.81 |
| | | 836.5 | 22.71 | 21.97 |
| | | 824.7 | 22.72 | 21.70 |
| | 1 RB low | 848.3 | 22.63 | 21.80 |
| | | 836.5 | 22.65 | 22.00 |
| | | 824.7 | 22.13 | 21.68 |
| | 50% RB mid | 848.3 | 22.83 | 21.87 |
| | | 836.5 | 22.79 | 21.93 |
| | | 824.7 | 22.78 | 21.86 |
| | 100% RB | 848.3 | 21.73 | 20.91 |
| | | 836.5 | 21.71 | 20.66 |
| | | 824.7 | 21.75 | 20.89 |
| 3MHz | 1 RB high | 847.5 | 22.83 | 22.21 |
| | | 836.5 | 22.71 | 21.66 |
| | | 825.5 | 22.87 | 21.71 |
| | 1 RB low | 847.5 | 22.74 | 22.15 |
| | | 836.5 | 22.72 | 21.79 |
| | | 825.5 | 22.75 | 21.69 |
| | 50% RB mid | 847.5 | 21.75 | 20.95 |
| | | 836.5 | 21.78 | 20.84 |
| | | 825.5 | 21.85 | 20.98 |
| | 100% RB | 847.5 | 21.78 | 20.84 |
| | | 836.5 | 21.76 | 20.74 |
| | | 825.5 | 21.77 | 20.79 |
| 5MHz | 1 RB high | 846.5 | 22.66 | 21.82 |
| | | 836.5 | 22.64 | 21.76 |
| | | 826.5 | 22.73 | 22.19 |
| | 1 RB low | 846.5 | 22.67 | 21.78 |
| | | 836.5 | 22.70 | 21.87 |
| | | 826.5 | 22.70 | 22.15 |
| | 50% RB mid | 846.5 | 21.76 | 20.90 |
| | | 836.5 | 21.76 | 20.91 |
| | | 826.5 | 21.82 | 21.03 |
| | 100% RB | 846.5 | 21.80 | 20.80 |
| | | 836.5 | 21.74 | 20.77 |
| | | 826.5 | 21.77 | 20.84 |
| 10MHz | 1 RB high | 844.0 | 22.78 | 21.86 |



| | | | | |
|--|------------|-------|-------|-------|
| | | 836.5 | 22.88 | 21.65 |
| | | 829.0 | 22.83 | 22.19 |
| | 1 RB low | 844.0 | 22.73 | 21.67 |
| | | 836.5 | 22.76 | 21.75 |
| | | 829.0 | 22.75 | 21.84 |
| | 50% RB mid | 844.0 | 21.88 | 20.96 |
| | | 836.5 | 21.85 | 20.88 |
| | | 829.0 | 21.89 | 20.96 |
| | 100% RB | 844.0 | 21.93 | 20.97 |
| | | 836.5 | 21.79 | 20.75 |
| | | 829.0 | 21.93 | 20.99 |

LTE band 7

| Bandwidth | RB size/offset | Frequency (MHz) | Power(dBm) | |
|-----------|----------------|-----------------|------------|-------|
| | | | QPSK | 16QAM |
| 5MHz | 1 RB high | 2567.5 | 23.29 | 22.31 |
| | | 2535 | 23.25 | 22.28 |
| | | 2502.5 | 23.21 | 22.56 |
| | 1 RB low | 2567.5 | 23.31 | 22.25 |
| | | 2535 | 23.29 | 22.24 |
| | | 2502.5 | 23.24 | 22.57 |
| | 50% RB mid | 2567.5 | 22.29 | 21.30 |
| | | 2535 | 22.21 | 21.24 |
| | | 2502.5 | 22.25 | 21.35 |
| | 100% RB | 2567.5 | 22.27 | 21.16 |
| | | 2535 | 22.19 | 21.18 |
| | | 2502.5 | 22.23 | 21.24 |
| 10MHz | 1 RB high | 2565 | 23.36 | 22.24 |
| | | 2535 | 23.28 | 22.14 |
| | | 2505 | 23.25 | 22.50 |
| | 1 RB low | 2565 | 23.44 | 22.19 |
| | | 2535 | 23.35 | 22.13 |
| | | 2505 | 23.32 | 22.56 |
| | 50% RB mid | 2565 | 22.33 | 21.35 |
| | | 2535 | 22.27 | 21.26 |
| | | 2505 | 22.26 | 21.28 |
| | 100% RB | 2565 | 22.27 | 21.25 |
| | | 2535 | 22.25 | 21.21 |
| | | 2505 | 22.22 | 21.22 |
| 15MHz | 1 RB high | 2562.5 | 23.24 | 22.47 |
| | | 2535 | 23.23 | 22.49 |
| | | 2507.5 | 23.08 | 21.88 |
| | 1 RB low | 2562.5 | 23.33 | 22.47 |
| | | 2535 | 23.29 | 22.44 |
| | | 2507.5 | 23.22 | 22.06 |
| | 50% RB mid | 2562.5 | 22.46 | 21.41 |
| | | 2535 | 22.34 | 21.30 |
| | | 2507.5 | 22.32 | 21.29 |
| | 100% RB | 2562.5 | 22.41 | 21.33 |
| | | 2535 | 22.33 | 21.27 |
| | | 2507.5 | 22.29 | 21.25 |
| 20MHz | 1 RB high | 2560 | 23.04 | 22.36 |



| | | | | |
|--|------------|------|-------|-------|
| | | 2535 | 23.02 | 22.27 |
| | | 2510 | 22.99 | 22.27 |
| | 1 RB low | 2560 | 23.10 | 22.38 |
| | | 2535 | 23.08 | 22.24 |
| | | 2510 | 23.08 | 22.46 |
| | 50% RB mid | 2560 | 22.28 | 21.22 |
| | | 2535 | 22.25 | 21.22 |
| | | 2510 | 22.23 | 21.22 |
| | 100% RB | 2560 | 22.19 | 21.15 |
| | | 2535 | 22.28 | 21.23 |
| | | 2510 | 22.10 | 21.12 |

LTE band 12

| Bandwidth | RB size/offset | Frequency (MHz) | Power(dBm) | |
|-----------|----------------|-----------------|------------|-------|
| | | | QPSK | 16QAM |
| 1.4MHz | 1 RB high | 715.3 | 22.55 | 21.64 |
| | | 707.5 | 22.60 | 21.72 |
| | | 699.7 | 22.62 | 21.62 |
| | 1 RB low | 715.3 | 22.52 | 21.59 |
| | | 707.5 | 22.62 | 21.70 |
| | | 699.7 | 22.59 | 21.60 |
| | 50% RB mid | 715.3 | 22.67 | 21.86 |
| | | 707.5 | 22.68 | 21.76 |
| | | 699.7 | 22.70 | 21.87 |
| | 100% RB | 715.3 | 21.74 | 20.84 |
| | | 707.5 | 21.67 | 20.81 |
| | | 699.7 | 21.67 | 20.78 |
| 3MHz | 1 RB high | 714.5 | 22.66 | 21.64 |
| | | 707.5 | 22.62 | 21.53 |
| | | 700.5 | 22.71 | 22.03 |
| | 1 RB low | 714.5 | 22.64 | 21.63 |
| | | 707.5 | 22.59 | 21.58 |
| | | 700.5 | 22.69 | 21.98 |
| | 50% RB mid | 714.5 | 21.77 | 20.76 |
| | | 707.5 | 21.79 | 20.83 |
| | | 700.5 | 21.77 | 20.82 |
| | 100% RB | 714.5 | 21.69 | 20.61 |
| | | 707.5 | 21.70 | 20.70 |
| | | 700.5 | 21.71 | 20.73 |
| 5MHz | 1 RB high | 713.5 | 22.56 | 21.66 |
| | | 707.5 | 22.60 | 21.69 |
| | | 701.5 | 22.57 | 22.08 |
| | 1 RB low | 713.5 | 22.51 | 21.57 |
| | | 707.5 | 22.61 | 21.74 |
| | | 701.5 | 22.49 | 22.02 |
| | 50% RB mid | 713.5 | 21.75 | 20.76 |
| | | 707.5 | 21.72 | 20.80 |
| | | 701.5 | 21.74 | 20.84 |
| | 100% RB | 713.5 | 21.70 | 20.61 |
| | | 707.5 | 21.71 | 20.69 |
| | | 701.5 | 21.68 | 20.69 |
| 10MHz | 1 RB high | 711.0 | 22.68 | 22.00 |
| | | 707.5 | 22.56 | 21.58 |

| | | | | |
|--|------------|-------|-------|-------|
| | 1 RB low | 704.0 | 22.62 | 21.54 |
| | | 711.0 | 22.64 | 21.99 |
| | | 707.5 | 22.59 | 21.64 |
| | | 704.0 | 22.58 | 21.52 |
| | 50% RB mid | 711.0 | 21.68 | 20.67 |
| | | 707.5 | 21.74 | 20.82 |
| | | 704.0 | 21.76 | 20.74 |
| | 100% RB | 711.0 | 21.65 | 20.61 |
| | | 707.5 | 21.75 | 20.73 |
| | | 704.0 | 21.77 | 20.74 |

LTE band 13

| Bandwidth | RB size/offset | Frequency (MHz) | Power(dBm) | |
|-----------|----------------|-----------------|------------|-------|
| | | | QPSK | 16QAM |
| 5MHz | 1 RB high | 784.5 | 22.65 | 21.68 |
| | | 782 | 22.71 | 21.76 |
| | | 779.5 | 22.66 | 22.11 |
| | 1 RB low | 784.5 | 22.67 | 21.71 |
| | | 782 | 22.73 | 21.73 |
| | | 779.5 | 22.60 | 22.04 |
| | 50% RB mid | 784.5 | 21.72 | 20.81 |
| | | 782 | 21.74 | 20.86 |
| | | 779.5 | 21.74 | 20.94 |
| | 100% RB | 784.5 | 21.67 | 20.64 |
| | | 782 | 21.73 | 20.75 |
| | | 779.5 | 21.75 | 20.80 |
| 10MHz | 1 RB high | 782.0 | 22.74 | 21.98 |
| | 1 RB low | 782.0 | 22.74 | 21.96 |
| | 50% RB mid | 782.0 | 21.75 | 20.86 |
| | 100% RB | 782.0 | 21.78 | 20.81 |

A.1.3 Radiated

A.1.3.1 Description

This is the test for the maximum radiated power from the EUT.

Rule Part 22.913(a) specifies "Mobile stations are limited to 2.0 watts EIRP."

Rule Part 24.232(b) specifies, "Mobile/portable stations are limited to 2 watts e.i.r.p. Peak power" and 24.232(c) specifies that "Peak transmit power must be measured over any interval of continuous transmission using instrumentation calibrated in terms of an rms-equivalent voltage."

Rule Part 27.50(d) specifies "Fixed, mobile, and portable (handheld) stations operating in the 1710–1755 MHz band are limited to 1 watt EIRP".

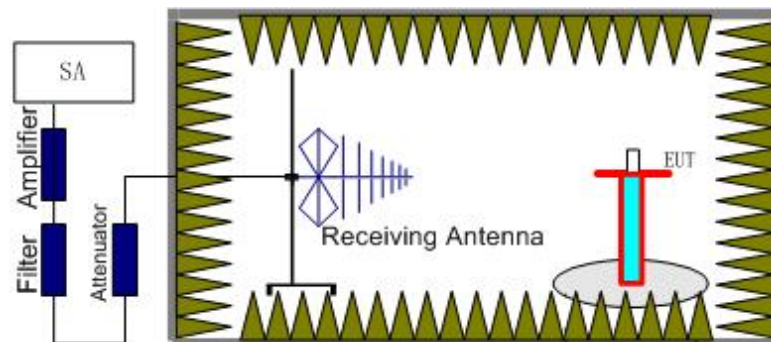
Rule Part 27.50(h)(2) specifies "Mobile stations are limited to 2.0 watts EIRP."

Rule Part 27.50(c) specifies "Portable stations (hand-held de-vices) are limited to 3 watts ERP."

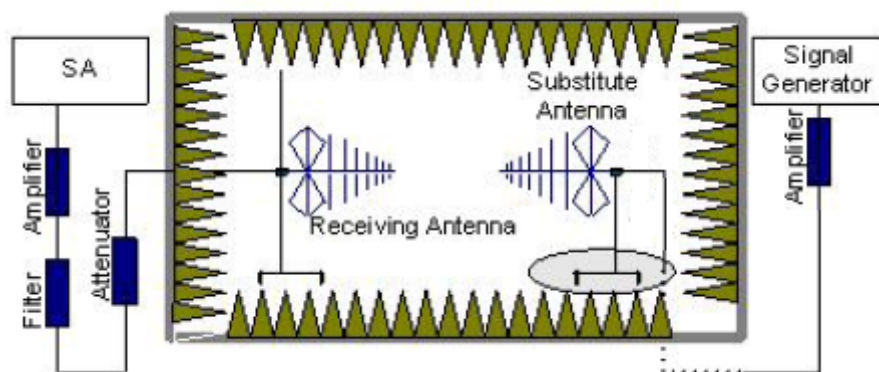
A.1.3.2 Method of Measurement

The measurements procedures in TIA-603-E are used.

1. EUT was placed on a 1.5 meter high non-conductive stand at a 3 meter test distance from the receive antenna. A receiving antenna was placed on the antenna mast 3 meters from the EUT for emission measurements. The height of receiving antenna is 1.5m. The test setup refers to figure below. Detected emissions were maximized at each frequency by rotating the EUT through 360° and adjusting the receiving antenna polarization. The radiated emission measurements of all transmit frequencies in three channels (High, Middle, Low) were measured with peak detector.



2. The EUT is then put into continuously transmitting mode at its maximum power level during the test. And the maximum value of the receiver should be recorded as (Pr).
3. The EUT shall be replaced by a substitution antenna. The test setup refers to figure below.



In the chamber, a substitution antenna for the frequency band of interest is placed at the reference point of the chamber. An RF signal source for the frequency band of interest is connected to the substitution antenna with a cable that has been constructed to not interfere with the radiation pattern of the antenna. A power (P_{Mea}) is applied to the input of the substitution antenna. Adjust the level of the signal generator output until the value of the receiver reaches the previously recorded (P_r). The power of signal source (P_{Mea}) is recorded. The test should be performed by rotating the test item and adjusting the receiving antenna polarization.

4. An amplifier should be connected to the Signal Source output port. And the cable should be connected between the amplifier and the substitution antenna.
The cable loss (P_{cl}), the substitution antenna Gain (G_a) and the amplifier Gain (P_{Ag}) should be recorded after test.

The measurement results are obtained as described below:

$$\text{Power (EIRP)} = P_{Mea} - P_{Ag} - P_{cl} - G_a$$

5. This value is EIRP since the measurement is calibrated using an antenna of known gain (unit dBi) and known input power.
6. ERP can be calculated from EIRP by subtracting the gain of the dipole, $ERP = EIRP - 2.15$.

A.1.3.3 Measurement result

LTE Band 2- EIRP 24. 232(b)

Limits: ≤33dBm (2W)

LTE Band 2_1.4MHz_QPSK

| Frequency(MHz) | P _{Mea} (dBm) | P _c (dB) | P _{Ag} (dB) | G _a Antenna Gain(dB) | EIRP(dBm) | Limit(dBm) | Margin(dB) | Polarization |
|----------------|------------------------|---------------------|----------------------|---------------------------------|-----------|------------|------------|--------------|
| 1850.70 | -28.23 | 2.92 | 43.75 | 4.87 | 23.31 | 33.00 | 9.69 | V |
| 1880.00 | -28.11 | 2.85 | 43.75 | 4.82 | 23.31 | 33.00 | 9.69 | V |
| 1909.30 | -28.49 | 2.87 | 43.77 | 4.76 | 22.91 | 33.00 | 10.09 | V |

LTE Band 2_3MHz_QPSK

| Frequency(MHz) | P _{Mea} (dBm) | P _c (dB) | P _{Ag} (dB) | G _a Antenna Gain(dB) | EIRP(dBm) | Limit(dBm) | Margin(dB) | Polarization |
|----------------|------------------------|---------------------|----------------------|---------------------------------|-----------|------------|------------|--------------|
| 1851.50 | -28.23 | 2.87 | 43.75 | 4.87 | 23.26 | 33.00 | 9.74 | V |
| 1880.00 | -28.14 | 2.85 | 43.75 | 4.82 | 23.28 | 33.00 | 9.72 | V |
| 1908.50 | -28.53 | 2.89 | 43.78 | 4.76 | 22.90 | 33.00 | 10.10 | V |

LTE Band 2_5MHz_QPSK

| Frequency(MHz) | P _{Mea} (dBm) | P _c (dB) | P _{Ag} (dB) | G _a Antenna Gain(dB) | EIRP(dBm) | Limit(dBm) | Margin(dB) | Polarization |
|----------------|------------------------|---------------------|----------------------|---------------------------------|-----------|------------|------------|--------------|
| 1852.50 | -28.20 | 2.87 | 43.75 | 4.87 | 23.29 | 33.00 | 9.71 | V |
| 1880.00 | -28.09 | 2.85 | 43.75 | 4.82 | 23.33 | 33.00 | 9.67 | V |
| 1907.50 | -28.50 | 2.84 | 43.77 | 4.77 | 22.88 | 33.00 | 10.12 | V |

LTE Band 2_10MHz_QPSK

| Frequency(MHz) | P _{Mea} (dBm) | P _c (dB) | P _{Ag} (dB) | G _a Antenna Gain(dB) | EIRP(dBm) | Limit(dBm) | Margin(dB) | Polarization |
|----------------|------------------------|---------------------|----------------------|---------------------------------|-----------|------------|------------|--------------|
| 1855.00 | -28.08 | 2.88 | 43.74 | 4.86 | 23.40 | 33.00 | 9.60 | V |
| 1880.00 | -28.01 | 2.85 | 43.75 | 4.82 | 23.41 | 33.00 | 9.59 | V |
| 1905.00 | -28.58 | 2.87 | 43.77 | 4.77 | 22.83 | 33.00 | 10.17 | V |

LTE Band 2_15MHz_QPSK

| Frequency(MHz) | P _{Mea} (dBm) | P _c (dB) | P _{Ag} (dB) | G _a Antenna Gain(dB) | EIRP(dBm) | Limit(dBm) | Margin(dB) | Polarization |
|----------------|------------------------|---------------------|----------------------|---------------------------------|-----------|------------|------------|--------------|
| 1857.50 | -28.06 | 2.87 | 43.75 | 4.86 | 23.42 | 33.00 | 9.58 | V |
| 1880.00 | -28.07 | 2.85 | 43.75 | 4.82 | 23.35 | 33.00 | 9.65 | V |
| 1902.50 | -28.73 | 2.86 | 43.77 | 4.78 | 22.68 | 33.00 | 10.32 | V |

LTE Band 2_20 MHz_QPSK

| Frequency(MHz) | P _{Mea} (dBm) | P _c (dB) | P _{Ag} (dB) | G _a Antenna Gain(dB) | EIRP(dBm) | Limit(dBm) | Margin(dB) | Polarization |
|----------------|------------------------|---------------------|----------------------|---------------------------------|-----------|------------|------------|--------------|
| 1860.00 | -27.76 | 2.86 | 43.75 | 4.85 | 23.70 | 33.00 | 9.30 | V |
| 1880.00 | -27.98 | 2.85 | 43.75 | 4.82 | 23.44 | 33.00 | 9.56 | V |
| 1900.00 | -28.67 | 2.87 | 43.77 | 4.78 | 22.75 | 33.00 | 10.25 | V |

LTE Band 2_1.4MHz_16QAM

| Frequency(MHz) | P _{Mea} (dBm) | P _c (dB) | P _{Ag} (dB) | G _a Antenna Gain(dB) | EIRP(dBm) | Limit(dBm) | Margin(dB) | Polarization |
|----------------|------------------------|---------------------|----------------------|---------------------------------|-----------|------------|------------|--------------|
| 1850.70 | -29.17 | 2.92 | 43.75 | 4.87 | 22.37 | 33.00 | 10.63 | V |
| 1880.00 | -29.07 | 2.85 | 43.75 | 4.82 | 22.35 | 33.00 | 10.65 | V |
| 1909.30 | -29.33 | 2.87 | 43.77 | 4.76 | 22.07 | 33.00 | 10.93 | V |

LTE Band 2_3MHz_16QAM

| Frequency(MHz) | P _{Mea} (dBm) | P _c (dB) | P _{Ag} (dB) | G _a Antenna Gain(dB) | EIRP(dBm) | Limit(dBm) | Margin(dB) | Polarization |
|----------------|------------------------|---------------------|----------------------|---------------------------------|-----------|------------|------------|--------------|
| 1851.50 | -29.20 | 2.87 | 43.75 | 4.87 | 22.29 | 33.00 | 10.71 | V |
| 1880.00 | -28.97 | 2.85 | 43.75 | 4.82 | 22.45 | 33.00 | 10.55 | V |
| 1908.50 | -29.39 | 2.89 | 43.78 | 4.76 | 22.04 | 33.00 | 10.96 | V |

LTE Band 2_5MHz_16QAM

| Frequency(MHz) | P _{Mea} (dBm) | P _c (dB) | P _{Ag} (dB) | G _a Antenna Gain(dB) | EIRP(dBm) | Limit(dBm) | Margin(dB) | Polarization |
|----------------|------------------------|---------------------|----------------------|---------------------------------|-----------|------------|------------|--------------|
| 1852.50 | -28.98 | 2.87 | 43.75 | 4.87 | 22.51 | 33.00 | 10.49 | V |
| 1880.00 | -29.01 | 2.85 | 43.75 | 4.82 | 22.41 | 33.00 | 10.59 | V |
| 1907.50 | -29.22 | 2.84 | 43.77 | 4.77 | 22.16 | 33.00 | 10.84 | V |

LTE Band 2_10MHz_16QAM

| Frequency(MHz) | P _{Mea} (dBm) | P _c (dB) | P _{Ag} (dB) | G _a Antenna Gain(dB) | EIRP(dBm) | Limit(dBm) | Margin(dB) | Polarization |
|----------------|------------------------|---------------------|----------------------|---------------------------------|-----------|------------|------------|--------------|
| 1855.00 | -29.01 | 2.88 | 43.74 | 4.86 | 22.47 | 33.00 | 10.53 | V |
| 1880.00 | -28.84 | 2.85 | 43.75 | 4.82 | 22.58 | 33.00 | 10.42 | V |
| 1905.00 | -29.48 | 2.87 | 43.77 | 4.77 | 21.93 | 33.00 | 11.07 | V |

LTE Band 2_15MHz_16QAM

| Frequency(MHz) | P _{Mea} (dBm) | P _c (dB) | P _{Ag} (dB) | G _a Antenna Gain(dB) | EIRP(dBm) | Limit(dBm) | Margin(dB) | Polarization |
|----------------|------------------------|---------------------|----------------------|---------------------------------|-----------|------------|------------|--------------|
| 1857.50 | -29.01 | 2.87 | 43.75 | 4.86 | 22.47 | 33.00 | 10.53 | V |
| 1880.00 | -28.89 | 2.85 | 43.75 | 4.82 | 22.53 | 33.00 | 10.47 | V |
| 1902.50 | -29.63 | 2.86 | 43.77 | 4.78 | 21.78 | 33.00 | 11.22 | V |

LTE Band 2_20 MHz_16QAM

| Frequency(MHz) | P _{Mea} (dBm) | P _c (dB) | P _{Ag} (dB) | G _a Antenna Gain(dB) | EIRP(dBm) | Limit(dBm) | Margin(dB) | Polarization |
|----------------|------------------------|---------------------|----------------------|---------------------------------|-----------|------------|------------|--------------|
| 1860.00 | -28.67 | 2.86 | 43.75 | 4.85 | 22.79 | 33.00 | 10.21 | V |
| 1880.00 | -28.80 | 2.85 | 43.75 | 4.82 | 22.62 | 33.00 | 10.38 | V |
| 1900.00 | -29.69 | 2.87 | 43.77 | 4.78 | 21.73 | 33.00 | 11.27 | V |



LTE Band 5- ERP 22.913(a)

Limits: ≤38.45dBm (7W)

LTE Band 5_1.4MHz_QPSK

| Frequency(MHz) | P _{Mea} (dBm) | P _{cl} (dB) | P _{Ag} (dB) | G _a Antenna Gain(dB) | Correction (dB) | ERP(dBm) | Limit(dBm) | Margin(dB) | Polarization |
|----------------|------------------------|----------------------|----------------------|---------------------------------|-----------------|----------|------------|------------|--------------|
| 824.70 | -30.81 | 2.26 | 45.79 | 0.95 | 2.15 | 20.34 | 38.45 | 18.11 | H |
| 836.50 | -29.87 | 2.26 | 45.66 | 0.82 | 2.15 | 21.02 | 38.45 | 17.43 | H |
| 848.30 | -30.55 | 2.27 | 45.55 | 0.80 | 2.15 | 20.22 | 38.45 | 18.23 | H |

LTE Band 5_3MHz_QPSK

| Frequency(MHz) | P _{Mea} (dBm) | P _{cl} (dB) | P _{Ag} (dB) | G _a Antenna Gain(dB) | Correction (dB) | ERP(dBm) | Limit(dBm) | Margin(dB) | Polarization |
|----------------|------------------------|----------------------|----------------------|---------------------------------|-----------------|----------|------------|------------|--------------|
| 825.50 | -30.88 | 2.26 | 45.79 | 0.94 | 2.15 | 20.26 | 38.45 | 18.19 | H |
| 836.50 | -29.91 | 2.26 | 45.66 | 0.82 | 2.15 | 20.98 | 38.45 | 17.47 | H |
| 847.50 | -30.53 | 2.27 | 45.56 | 0.81 | 2.15 | 20.26 | 38.45 | 18.19 | H |

LTE Band 5_5MHz_QPSK

| Frequency(MHz) | P _{Mea} (dBm) | P _{cl} (dB) | P _{Ag} (dB) | G _a Antenna Gain(dB) | Correction (dB) | ERP(dBm) | Limit(dBm) | Margin(dB) | Polarization |
|----------------|------------------------|----------------------|----------------------|---------------------------------|-----------------|----------|------------|------------|--------------|
| 826.50 | -30.72 | 2.25 | 45.77 | 0.93 | 2.15 | 20.38 | 38.45 | 18.07 | H |
| 836.50 | -29.90 | 2.26 | 45.66 | 0.82 | 2.15 | 20.99 | 38.45 | 17.46 | H |
| 846.50 | -30.41 | 2.26 | 45.56 | 0.82 | 2.15 | 20.38 | 38.45 | 18.07 | H |

LTE Band 5_10MHz_QPSK

| Frequency(MHz) | P _{Mea} (dBm) | P _{cl} (dB) | P _{Ag} (dB) | G _a Antenna Gain(dB) | Correction (dB) | ERP(dBm) | Limit(dBm) | Margin(dB) | Polarization |
|----------------|------------------------|----------------------|----------------------|---------------------------------|-----------------|----------|------------|------------|--------------|
| 829.00 | -30.19 | 2.13 | 45.74 | 0.90 | 2.15 | 20.73 | 38.45 | 17.72 | H |
| 836.50 | -29.86 | 2.26 | 45.66 | 0.82 | 2.15 | 21.03 | 38.45 | 17.42 | H |
| 844.00 | -30.29 | 2.26 | 45.59 | 0.82 | 2.15 | 20.53 | 38.45 | 17.92 | H |



LTE Band 5_1.4MHz_16QAM

| Frequency(MHz) | P _{Mea} (dBm) | P _{ci} (dB) | P _{Ag} (dB) | G _a Antenna Gain(dB) | Correction (dB) | ERP(dBm) | Limit(dBm) | Margin(dB) | Polarization |
|----------------|------------------------|----------------------|----------------------|---------------------------------|-----------------|----------|------------|------------|--------------|
| 824.70 | -31.87 | 2.26 | 45.79 | 0.95 | 2.15 | 19.28 | 38.45 | 19.17 | H |
| 836.50 | -30.82 | 2.26 | 45.66 | 0.82 | 2.15 | 20.07 | 38.45 | 18.38 | H |
| 848.30 | -31.61 | 2.27 | 45.55 | 0.80 | 2.15 | 19.16 | 38.45 | 19.29 | H |

LTE Band 5_3MHz_16QAM

| Frequency(MHz) | P _{Mea} (dBm) | P _{ci} (dB) | P _{Ag} (dB) | G _a Antenna Gain(dB) | Correction (dB) | ERP(dBm) | Limit(dBm) | Margin(dB) | Polarization |
|----------------|------------------------|----------------------|----------------------|---------------------------------|-----------------|----------|------------|------------|--------------|
| 825.50 | -31.90 | 2.26 | 45.79 | 0.94 | 2.15 | 19.24 | 38.45 | 19.21 | H |
| 836.50 | -30.78 | 2.26 | 45.66 | 0.82 | 2.15 | 20.11 | 38.45 | 18.34 | H |
| 847.50 | -31.43 | 2.27 | 45.56 | 0.81 | 2.15 | 19.36 | 38.45 | 19.09 | H |

LTE Band 5_5MHz_16QAM

| Frequency(MHz) | P _{Mea} (dBm) | P _{ci} (dB) | P _{Ag} (dB) | G _a Antenna Gain(dB) | Correction (dB) | ERP(dBm) | Limit(dBm) | Margin(dB) | Polarization |
|----------------|------------------------|----------------------|----------------------|---------------------------------|-----------------|----------|------------|------------|--------------|
| 826.50 | -31.58 | 2.25 | 45.77 | 0.93 | 2.15 | 19.52 | 38.45 | 18.93 | H |
| 836.50 | -30.86 | 2.26 | 45.66 | 0.82 | 2.15 | 20.03 | 38.45 | 18.42 | H |
| 846.50 | -31.19 | 2.26 | 45.56 | 0.82 | 2.15 | 19.60 | 38.45 | 18.85 | H |

LTE Band 5_10MHz_16QAM

| Frequency(MHz) | P _{Mea} (dBm) | P _{ci} (dB) | P _{Ag} (dB) | G _a Antenna Gain(dB) | Correction (dB) | ERP(dBm) | Limit(dBm) | Margin(dB) | Polarization |
|----------------|------------------------|----------------------|----------------------|---------------------------------|-----------------|----------|------------|------------|--------------|
| 829.00 | -31.12 | 2.13 | 45.74 | 0.90 | 2.15 | 19.80 | 38.45 | 18.65 | H |
| 836.50 | -30.68 | 2.26 | 45.66 | 0.82 | 2.15 | 20.21 | 38.45 | 18.24 | H |
| 844.00 | -31.22 | 2.26 | 45.59 | 0.82 | 2.15 | 19.60 | 38.45 | 18.85 | H |



LTE Band 7- EIRP 27.50(h)(2)

Limits: ≤33 dBm (2W)

LTE Band 7_5MHz_QPSK

| Frequency(MHz) | P _{Mea} (dBm) | P _c (dB) | P _{Ag} (dB) | G _a Antenna Gain(dB) | EIRP(dBm) | Limit(dBm) | Margin(dB) | Polarization |
|----------------|------------------------|---------------------|----------------------|---------------------------------|-----------|------------|------------|--------------|
| 2502.50 | -38.20 | 3.58 | 45.68 | 6.10 | 17.16 | 33.00 | 15.84 | H |
| 2535.00 | -37.76 | 3.63 | 44.82 | 6.16 | 16.85 | 33.00 | 16.15 | H |
| 2567.50 | -38.75 | 3.65 | 44.92 | 6.22 | 16.04 | 33.00 | 16.96 | H |

LTE Band 7_10MHz_QPSK

| Frequency(MHz) | P _{Mea} (dBm) | P _c (dB) | P _{Ag} (dB) | G _a Antenna Gain(dB) | EIRP(dBm) | Limit(dBm) | Margin(dB) | Polarization |
|----------------|------------------------|---------------------|----------------------|---------------------------------|-----------|------------|------------|--------------|
| 2505.00 | -38.28 | 3.59 | 45.64 | 6.11 | 17.06 | 33.00 | 15.94 | H |
| 2535.00 | -37.64 | 3.63 | 44.82 | 6.16 | 16.97 | 33.00 | 16.03 | H |
| 2565.00 | -38.68 | 3.65 | 44.97 | 6.22 | 16.16 | 33.00 | 16.84 | H |

LTE Band 7_15MHz_QPSK

| Frequency(MHz) | P _{Mea} (dBm) | P _c (dB) | P _{Ag} (dB) | G _a Antenna Gain(dB) | EIRP(dBm) | Limit(dBm) | Margin(dB) | Polarization |
|----------------|------------------------|---------------------|----------------------|---------------------------------|-----------|------------|------------|--------------|
| 2507.50 | -37.77 | 3.59 | 44.92 | 6.11 | 16.85 | 33.00 | 16.15 | H |
| 2535.00 | -37.75 | 3.63 | 44.82 | 6.16 | 16.86 | 33.00 | 16.14 | H |
| 2562.50 | -39.34 | 3.65 | 45.67 | 6.21 | 16.19 | 33.00 | 16.81 | H |

LTE Band 7_20MHz_QPSK

| Frequency(MHz) | P _{Mea} (dBm) | P _c (dB) | P _{Ag} (dB) | G _a Antenna Gain(dB) | EIRP(dBm) | Limit(dBm) | Margin(dB) | Polarization |
|----------------|------------------------|---------------------|----------------------|---------------------------------|-----------|------------|------------|--------------|
| 2510.00 | -38.11 | 3.58 | 45.36 | 6.12 | 16.95 | 33.00 | 16.05 | H |
| 2535.00 | -37.67 | 3.63 | 44.82 | 6.16 | 16.94 | 33.00 | 16.06 | H |
| 2560.00 | -39.56 | 3.64 | 45.98 | 6.21 | 16.27 | 33.00 | 16.73 | H |

LTE Band 7_5MHz_16QAM

| Frequency(MHz) | P _{Mea} (dBm) | P _c (dB) | P _{Ag} (dB) | G _a Antenna Gain(dB) | EIRP(dBm) | Limit(dBm) | Margin(dB) | Polarization |
|----------------|------------------------|---------------------|----------------------|---------------------------------|-----------|------------|------------|--------------|
| 2502.50 | -39.11 | 3.58 | 45.68 | 6.10 | 16.25 | 33.00 | 16.75 | H |
| 2535.00 | -38.69 | 3.63 | 44.82 | 6.16 | 15.92 | 33.00 | 17.08 | H |
| 2567.50 | -39.48 | 3.65 | 44.92 | 6.22 | 15.31 | 33.00 | 17.69 | H |

LTE Band 7_10MHz_16QAM

| Frequency(MHz) | P _{Mea} (dBm) | P _c (dB) | P _{Ag} (dB) | G _a Antenna Gain(dB) | EIRP(dBm) | Limit(dBm) | Margin(dB) | Polarization |
|----------------|------------------------|---------------------|----------------------|---------------------------------|-----------|------------|------------|--------------|
| 2505.00 | -39.22 | 3.59 | 45.64 | 6.11 | 16.12 | 33.00 | 16.88 | H |
| 2535.00 | -38.47 | 3.63 | 44.82 | 6.16 | 16.14 | 33.00 | 16.86 | H |
| 2565.00 | -39.64 | 3.65 | 44.97 | 6.22 | 15.20 | 33.00 | 17.80 | H |

LTE Band 7_15MHz_16QAM

| Frequency(MHz) | P _{Mea} (dBm) | P _c (dB) | P _{Ag} (dB) | G _a Antenna Gain(dB) | EIRP(dBm) | Limit(dBm) | Margin(dB) | Polarization |
|----------------|------------------------|---------------------|----------------------|---------------------------------|-----------|------------|------------|--------------|
| 2507.50 | -38.72 | 3.59 | 44.92 | 6.11 | 15.90 | 33.00 | 17.10 | H |
| 2535.00 | -38.58 | 3.63 | 44.82 | 6.16 | 16.03 | 33.00 | 16.97 | H |
| 2562.50 | -41.26 | 3.65 | 45.67 | 6.21 | 14.27 | 33.00 | 18.73 | H |

LTE Band 7_20MHz_16QAM

| Frequency(MHz) | P _{Mea} (dBm) | P _c (dB) | P _{Ag} (dB) | G _a Antenna Gain(dB) | EIRP(dBm) | Limit(dBm) | Margin(dB) | Polarization |
|----------------|------------------------|---------------------|----------------------|---------------------------------|-----------|------------|------------|--------------|
| 2510.00 | -39.06 | 3.58 | 45.36 | 6.12 | 16.00 | 33.00 | 17.00 | H |
| 2535.00 | -38.48 | 3.63 | 44.82 | 6.16 | 16.13 | 33.00 | 16.87 | H |
| 2560.00 | -40.59 | 3.64 | 45.98 | 6.21 | 15.24 | 33.00 | 17.76 | H |



LTE Band 12 - ERP 27.50(c)(10)

Limits: ≤34.77dBm (3W)

LTE Band 12_1.4MHz_QPSK

| Frequency(MHz) | P _{Mea} (dBm) | P _{ci} (dB) | P _{Ag} (dB) | G _a Antenna Gain(dB) | Correction (dB) | ERP(dBm) | Limit(dBm) | Margin(dB) | Polarization |
|----------------|------------------------|----------------------|----------------------|---------------------------------|-----------------|----------|------------|------------|--------------|
| 699.70 | -39.92 | 1.90 | 44.66 | 0.77 | 2.15 | 9.56 | 34.77 | 25.21 | H |
| 707.50 | -39.73 | 1.91 | 44.94 | 0.62 | 2.15 | 9.89 | 34.77 | 24.88 | H |
| 715.30 | -39.50 | 1.92 | 45.26 | 0.50 | 2.15 | 10.33 | 34.77 | 24.44 | H |

LTE Band 12_3MHz_QPSK

| Frequency(MHz) | P _{Mea} (dBm) | P _{ci} (dB) | P _{Ag} (dB) | G _a Antenna Gain(dB) | Correction (dB) | ERP(dBm) | Limit(dBm) | Margin(dB) | Polarization |
|----------------|------------------------|----------------------|----------------------|---------------------------------|-----------------|----------|------------|------------|--------------|
| 700.50 | -39.87 | 1.90 | 44.68 | 0.76 | 2.15 | 9.62 | 34.77 | 25.15 | H |
| 707.50 | -39.82 | 1.91 | 44.94 | 0.62 | 2.15 | 9.80 | 34.77 | 24.97 | H |
| 714.50 | -39.52 | 1.92 | 45.26 | 0.50 | 2.15 | 10.31 | 34.77 | 24.46 | H |

LTE Band 12_5MHz_QPSK

| Frequency(MHz) | P _{Mea} (dBm) | P _{ci} (dB) | P _{Ag} (dB) | G _a Antenna Gain(dB) | Correction (dB) | ERP(dBm) | Limit(dBm) | Margin(dB) | Polarization |
|----------------|------------------------|----------------------|----------------------|---------------------------------|-----------------|----------|------------|------------|--------------|
| 701.50 | -39.85 | 1.90 | 44.81 | 0.74 | 2.15 | 9.75 | 34.77 | 25.02 | H |
| 707.50 | -39.85 | 1.91 | 44.94 | 0.62 | 2.15 | 9.77 | 34.77 | 25.00 | H |
| 713.50 | -39.57 | 1.92 | 45.22 | 0.50 | 2.15 | 10.22 | 34.77 | 24.55 | H |

LTE Band 12_10MHz_QPSK

| Frequency(MHz) | P _{Mea} (dBm) | P _{ci} (dB) | P _{Ag} (dB) | G _a Antenna Gain(dB) | Correction (dB) | ERP(dBm) | Limit(dBm) | Margin(dB) | Polarization |
|----------------|------------------------|----------------------|----------------------|---------------------------------|-----------------|----------|------------|------------|--------------|
| 704.00 | -39.74 | 1.91 | 44.93 | 0.70 | 2.15 | 9.95 | 34.77 | 24.82 | H |
| 707.50 | -39.76 | 1.91 | 44.94 | 0.62 | 2.15 | 9.86 | 34.77 | 24.91 | H |
| 711.00 | -39.85 | 1.92 | 45.19 | 0.53 | 2.15 | 9.94 | 34.77 | 24.83 | H |

LTE Band 12_1.4MHz_16QAM

| Frequency(MHz) | P _{Mea} (dBm) | P _{ci} (dB) | P _{Ag} (dB) | G _a Antenna Gain(dB) | Correction (dB) | ERP(dBm) | Limit(dBm) | Margin(dB) | Polarization |
|----------------|------------------------|----------------------|----------------------|---------------------------------|-----------------|----------|------------|------------|--------------|
| 699.70 | -40.89 | 1.90 | 44.66 | 0.77 | 2.15 | 8.59 | 34.77 | 26.18 | H |
| 707.50 | -40.54 | 1.91 | 44.94 | 0.62 | 2.15 | 9.08 | 34.77 | 25.69 | H |
| 715.30 | -40.62 | 1.92 | 45.26 | 0.50 | 2.15 | 9.21 | 34.77 | 25.56 | H |

LTE Band 12_3MHz_16QAM

| Frequency(MHz) | P _{Mea} (dBm) | P _{ci} (dB) | P _{Ag} (dB) | G _a Antenna Gain(dB) | Correction (dB) | ERP(dBm) | Limit(dBm) | Margin(dB) | Polarization |
|----------------|------------------------|----------------------|----------------------|---------------------------------|-----------------|----------|------------|------------|--------------|
| 700.50 | -40.90 | 1.90 | 44.68 | 0.76 | 2.15 | 8.59 | 34.77 | 26.18 | H |
| 707.50 | -40.57 | 1.91 | 44.94 | 0.62 | 2.15 | 9.05 | 34.77 | 25.72 | H |
| 714.50 | -40.63 | 1.92 | 45.26 | 0.50 | 2.15 | 9.20 | 34.77 | 25.57 | H |

LTE Band 12_5MHz_16QAM

| Frequency(MHz) | P _{Mea} (dBm) | P _{ci} (dB) | P _{Ag} (dB) | G _a Antenna Gain(dB) | Correction (dB) | ERP(dBm) | Limit(dBm) | Margin(dB) | Polarization |
|----------------|------------------------|----------------------|----------------------|---------------------------------|-----------------|----------|------------|------------|--------------|
| 701.50 | -40.78 | 1.90 | 44.81 | 0.74 | 2.15 | 8.82 | 34.77 | 25.95 | H |
| 707.50 | -40.66 | 1.91 | 44.94 | 0.62 | 2.15 | 8.96 | 34.77 | 25.81 | H |
| 713.50 | -40.49 | 1.92 | 45.22 | 0.50 | 2.15 | 9.30 | 34.77 | 25.47 | H |

LTE Band 12_10MHz_16QAM

| Frequency(MHz) | P _{Mea} (dBm) | P _{ci} (dB) | P _{Ag} (dB) | G _a Antenna Gain(dB) | Correction (dB) | ERP(dBm) | Limit(dBm) | Margin(dB) | Polarization |
|----------------|------------------------|----------------------|----------------------|---------------------------------|-----------------|----------|------------|------------|--------------|
| 704.00 | -40.66 | 1.91 | 44.93 | 0.70 | 2.15 | 9.03 | 34.77 | 25.74 | H |
| 707.50 | -40.66 | 1.91 | 44.94 | 0.62 | 2.15 | 8.96 | 34.77 | 25.81 | H |
| 711.00 | -40.70 | 1.92 | 45.19 | 0.53 | 2.15 | 9.09 | 34.77 | 25.68 | H |



LTE Band 13- ERP 27.50(b)(10)

Limits: ≤34.77 dBm (3W)

LTE Band 13_5MHz_QPSK

| Frequency(MHz) | P _{Mea} (dBm) | P _{cl} (dB) | P _{Ag} (dB) | G _a Antenna Gain(dB) | Correction (dB) | ERP(dBm) | Limit(dBm) | Margin(dB) | Polarization |
|----------------|------------------------|----------------------|----------------------|---------------------------------|-----------------|----------|------------|------------|--------------|
| 779.50 | -34.37 | 2.01 | 45.64 | 0.04 | 2.15 | 15.47 | 34.77 | 19.30 | V |
| 782.00 | -34.25 | 2.01 | 45.65 | 0.09 | 2.15 | 15.65 | 34.77 | 19.12 | V |
| 784.50 | -34.18 | 2.01 | 45.67 | 0.16 | 2.15 | 15.81 | 34.77 | 18.96 | V |

LTE Band 13_10MHz_QPSK

| Frequency(MHz) | P _{Mea} (dBm) | P _{cl} (dB) | P _{Ag} (dB) | G _a Antenna Gain(dB) | Correction (dB) | ERP(dBm) | Limit(dBm) | Margin(dB) | Polarization |
|----------------|------------------------|----------------------|----------------------|---------------------------------|-----------------|----------|------------|------------|--------------|
| 782.00 | -34.16 | 2.01 | 45.65 | 0.09 | 2.15 | 15.74 | 34.77 | 19.03 | V |

LTE Band 13_5MHz_16QAM

| Frequency(MHz) | P _{Mea} (dBm) | P _{cl} (dB) | P _{Ag} (dB) | G _a Antenna Gain(dB) | Correction (dB) | ERP(dBm) | Limit(dBm) | Margin(dB) | Polarization |
|----------------|------------------------|----------------------|----------------------|---------------------------------|-----------------|----------|------------|------------|--------------|
| 779.50 | -35.10 | 2.01 | 45.64 | 0.04 | 2.15 | 14.74 | 34.77 | 20.03 | V |
| 782.00 | -35.02 | 2.01 | 45.65 | 0.09 | 2.15 | 14.88 | 34.77 | 19.89 | V |
| 784.50 | -35.10 | 2.01 | 45.67 | 0.16 | 2.15 | 14.89 | 34.77 | 19.88 | V |

LTE Band 13_10MHz_16QAM

| Frequency(MHz) | P _{Mea} (dBm) | P _{cl} (dB) | P _{Ag} (dB) | G _a Antenna Gain(dB) | Correction (dB) | ERP(dBm) | Limit(dBm) | Margin(dB) | Polarization |
|----------------|------------------------|----------------------|----------------------|---------------------------------|-----------------|----------|------------|------------|--------------|
| 782.00 | -34.93 | 2.01 | 45.65 | 0.09 | 2.15 | 14.97 | 34.77 | 19.80 | V |

Peak EIRP(dBm) = P_{Mea}(-29.18dBm) - G_a (-5.04dBi) - P_{Ag} (-44.14 dB) - P_{cl} (3.76dB) = 23.76dBm

ANALYZER SETTINGS:

RBW = VBW = 8MHz for occupied bandwidths equal to or less than 5MHz.

RBW = VBW = 20MHz for occupied bandwidths equal to or greater than 10MHz.

Note: Expanded measurement uncertainty is $U = 0.96$ dB, $k = 2$.

A.2 EMISSION LIMIT

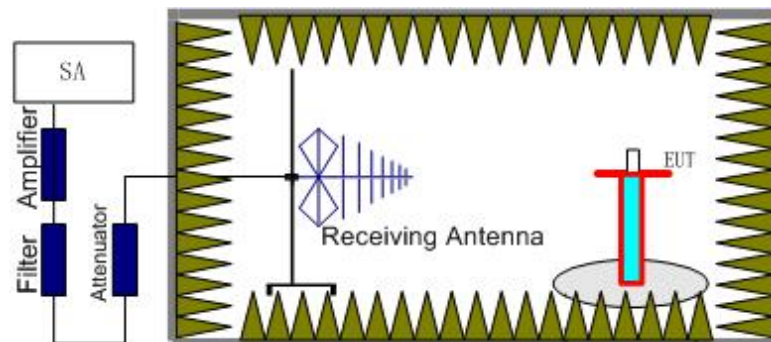
A.2.1 Measurement Method

The measurements procedures in TIA-603-E are used. This measurement is carried out in fully-anechoic chamber FAC-3.

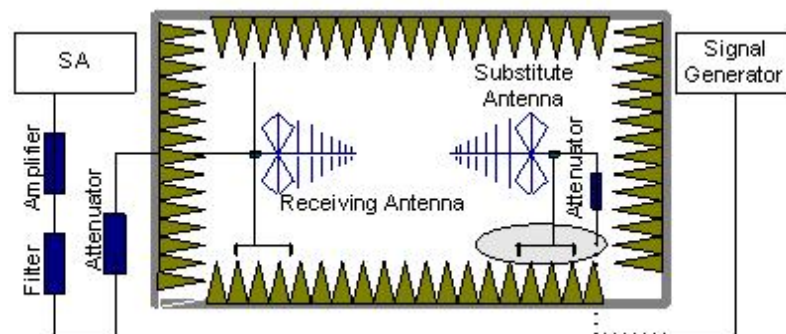
The spectrum was scanned from 30 MHz to the 10th harmonic of the highest frequency generated within the equipment, which is the transmitted carrier. The resolution bandwidth is set 1MHz. The spectrum was scanned with the mobile station transmitting at carrier frequencies that pertain to low, mid and high channels of the LTE Bands 2 5 7 12 13.

The procedure of radiated spurious emissions is as follows:

1. EUT was placed on a 1.5 meter high non-conductive stand at a 3 meter test distance from the receive antenna. A receiving antenna was placed on the antenna mast 3 meters from the EUT for emission measurements. The height of receiving antenna is 1.5m. The test setup refers to figure below. Detected emissions were maximized at each frequency by rotating the EUT through 360° and adjusting the receiving antenna polarization. The radiated emission measurements of all non-harmonic and harmonics of the transmit frequency through the 10th harmonic were measured with peak detector.



2. The EUT is then put into continuously transmitting mode at its maximum power level during the test. And the maximum value of the receiver should be recorded as (Pr).
3. The EUT shall be replaced by a substitution antenna. The test setup refers to figure below.



In the chamber, an substitution antenna for the frequency band of interest is placed at the reference point of the chamber. An RF Signal source for the frequency band of interest is connected to the substitution antenna with a cable that has been constructed to not interfere

with the radiation pattern of the antenna. A power (P_{Mea}) is applied to the input of the substitution antenna. Adjust the level of the signal generator output until the value of the receiver reaches the previously recorded (P_r). The power of signal source (P_{Mea}) is recorded. The test should be performed by rotating the test item and adjusting the receiving antenna polarization.

4. The Path loss (P_{pl}) between the Signal Source with the Substitution Antenna and the Substitution Antenna Gain (G_a) should be recorded after test.

An amplifier should be connected in for the test.

The Path loss (P_{pl}) is the summation of the cable loss and the gain of the amplifier.

The measurement results are obtained as described below:

$$\text{Power (EIRP)} = P_{Mea} + P_{pl} + G_a$$

5. This value is EIRP since the measurement is calibrated using an antenna of known gain (unit: dBi) and known input power.
6. ERP can be calculated from EIRP by subtracting the gain of the dipole, $ERP = EIRP - 2.15\text{dB}$.

A.2.2 Measurement Limit

Part 22.917, Part 24.238(a), Part 27.53(g), Part 27.53(h) specify that the power of any emission outside of the authorized operating frequency ranges must be attenuated below the transmitting power (P) by a factor of at least $43 + 10 \log(P)$ dB.

The specification that emissions shall be attenuated below the transmitter power (P) by at least $43 + 10 \log(P)$ dB, translates in the relevant power range (1 to 0.001 W) to -13 dBm. At 1 W the specified minimum attenuation becomes 43 dB and relative to a 30 dBm (1 W) carrier becomes a limit of -13 dBm. At 0.001 W (0 dBm) the minimum attenuation is 13 dB, which again yields a limit of -13 dBm. In this way a translation of the specification from relative to absolute terms is carried out.

Part 27.53(m) states that for mobile digital stations, the attenuation factor shall be not less than $40 + 10 \log(P)$ dB on all frequencies between the channel edge and 5 megahertz from the channel edge, $43 + 10 \log(P)$ dB on all frequencies between 5 megahertz and X megahertz from the channel edge, and $55 + 10 \log(P)$ dB on all frequencies more than X megahertz from the channel edge, where X is the greater of 6 megahertz or the actual emission bandwidth as defined in paragraph (m)(6) of this section. In addition, the attenuation factor shall not be less than $43 + 10 \log(P)$ dB on all frequencies between 2490.5 MHz and 2496 MHz and $55 + 10 \log(P)$ dB at or below 2490.5 MHz. Mobile Satellite Service licensees operating on frequencies below 2495 MHz may also submit a documented interference complaint against BRS licensees operating on channel BRS Channel 1 on the same terms and conditions as adjacent channel BRS or EBS licensees.

A.2.3 Measurement Results

Radiated emissions measurements were made only at the upper, middle, and lower carrier frequencies of the LTE Bands 2 4 5 7 12 13. It was decided that measurements at these three carrier frequencies would be sufficient to demonstrate compliance with emissions limits because it was seen that all the significant spurs occur well outside the band and no radiation was seen from a carrier in one block of the LTE Bands 2 4 5 7 12 13 into any of the other blocks. The equipment must still, however, meet emissions requirements with the carrier at all frequencies over which it is capable of operating and it is the manufacturer's responsibility to verify this. The evaluated frequency range is from 30MHz to 26GHz.

LTE Band 2, 1.4MHz, QPSK, Channel 18607

| Frequency(MHz) | P _{Mea} (dB m) | Path Loss | Antenna Gain | Peak EIRP(dBm) | Limit (dBm) | Margin(dB) | Polarization |
|-----------------|-------------------------|-----------|--------------|-----------------|-------------|-------------|--------------|
| 3702.02 | -47.88 | 6.42 | 8.48 | -45.82 | -13.00 | 32.82 | H |
| 5557.02 | -47.93 | 7.19 | 10.59 | -44.53 | -13.00 | 31.53 | H |
| 7381.01 | -53.74 | 8.11 | 12.06 | -49.79 | -13.00 | 36.79 | V |
| 9290.01 | -53.63 | 9.13 | 13.27 | -49.49 | -13.00 | 36.49 | H |
| 11107.01 | -51.04 | 9.81 | 13.18 | -47.67 | -13.00 | 34.67 | V |
| 12925.01 | -48.89 | 10.50 | 13.46 | -45.93 | -13.00 | 32.93 | H |

LTE Band 2, 1.4MHz, QPSK, Channel 18900

| Frequency(MHz) | P _{Mea} (dB m) | Path Loss | Antenna Gain | Peak EIRP(dBm) | Limit (dBm) | Margin(dB) | Polarization |
|-----------------|-------------------------|-----------|--------------|-----------------|-------------|-------------|--------------|
| 3760.02 | -50.00 | 6.26 | 8.56 | -47.70 | -13.00 | 34.70 | H |
| 5643.02 | -40.81 | 7.27 | 10.57 | -37.51 | -13.00 | 24.51 | V |
| 7512.01 | -54.16 | 8.34 | 12.21 | -50.29 | -13.00 | 37.29 | V |
| 9407.01 | -54.06 | 9.07 | 13.34 | -49.79 | -13.00 | 36.79 | H |
| 11288.01 | -50.78 | 9.92 | 13.14 | -47.56 | -13.00 | 34.56 | V |
| 13117.01 | -47.79 | 10.86 | 13.66 | -44.99 | -13.00 | 31.99 | H |

LTE Band 2, 1.4MHz, QPSK, Channel 19193

| Frequency(MHz) | P _{Mea} (dB m) | Path Loss | Antenna Gain | Peak EIRP(dBm) | Limit (dBm) | Margin(dB) | Polarization |
|-----------------|-------------------------|-----------|--------------|-----------------|-------------|-------------|--------------|
| 3819.02 | -54.20 | 6.08 | 8.65 | -51.63 | -13.00 | 38.63 | H |
| 5732.02 | -51.74 | 7.29 | 10.55 | -48.48 | -13.00 | 35.48 | H |
| 7654.01 | -53.59 | 8.22 | 12.32 | -49.49 | -13.00 | 36.49 | H |
| 9519.01 | -53.30 | 9.47 | 13.38 | -49.39 | -13.00 | 36.39 | H |
| 11463.01 | -50.46 | 9.91 | 13.11 | -47.26 | -13.00 | 34.26 | V |
| 13411.01 | -47.75 | 10.58 | 14.08 | -44.25 | -13.00 | 31.25 | V |

LTE Band 2, 1.4MHz, 16QAM, Channel 18607

| Frequency(MHz) | P _{Mea} (dBm) | Path Loss | Antenna Gain | Peak EIRP(dBm) | Limit (dBm) | Margin(dB) | Polarization |
|----------------|------------------------|-----------|--------------|----------------|-------------|------------|--------------|
| 3702.02 | -49.38 | 6.42 | 8.48 | -47.32 | -13.00 | 34.32 | H |
| 5555.02 | -54.80 | 7.19 | 10.59 | -51.40 | -13.00 | 38.40 | H |
| 7439.01 | -54.20 | 8.23 | 12.13 | -50.30 | -13.00 | 37.30 | V |
| 9239.01 | -53.85 | 9.02 | 13.24 | -49.63 | -13.00 | 36.63 | V |
| 11091.01 | -51.24 | 9.85 | 13.18 | -47.91 | -13.00 | 34.91 | H |
| 12934.01 | -49.14 | 10.49 | 13.46 | -46.17 | -13.00 | 33.17 | V |

LTE Band 2, 1.4MHz, 16QAM, Channel 18900

| Frequency(MHz) | P _{Mea} (dBm) | Path Loss | Antenna Gain | Peak EIRP(dBm) | Limit (dBm) | Margin(dB) | Polarization |
|----------------|------------------------|-----------|--------------|----------------|-------------|------------|--------------|
| 3760.02 | -51.19 | 6.26 | 8.56 | -48.89 | -13.00 | 35.89 | H |
| 5644.02 | -45.38 | 7.27 | 10.57 | -42.08 | -13.00 | 29.08 | V |
| 7472.01 | -53.95 | 8.32 | 12.17 | -50.10 | -13.00 | 37.10 | H |
| 9376.01 | -54.01 | 9.06 | 13.33 | -49.74 | -13.00 | 36.74 | H |
| 11248.01 | -51.16 | 9.69 | 13.15 | -47.70 | -13.00 | 34.70 | V |
| 13199.01 | -47.51 | 10.50 | 13.78 | -44.23 | -13.00 | 31.23 | V |

LTE Band 2, 1.4MHz, 16QAM, Channel 19193

| Frequency(MHz) | P _{Mea} (dBm) | Path Loss | Antenna Gain | Peak EIRP(dBm) | Limit (dBm) | Margin(dB) | Polarization |
|----------------|------------------------|-----------|--------------|----------------|-------------|------------|--------------|
| 3801.02 | -54.50 | 6.14 | 8.62 | -52.02 | -13.00 | 39.02 | H |
| 5733.02 | -52.69 | 7.29 | 10.55 | -49.43 | -13.00 | 36.43 | H |
| 7649.01 | -53.81 | 8.20 | 12.32 | -49.69 | -13.00 | 36.69 | H |
| 9522.01 | -53.75 | 9.46 | 13.38 | -49.83 | -13.00 | 36.83 | V |
| 11407.01 | -50.60 | 10.05 | 13.12 | -47.53 | -13.00 | 34.53 | H |
| 13412.01 | -47.70 | 10.58 | 14.08 | -44.20 | -13.00 | 31.20 | V |



LTE Band 5, 1.4MHz, QPSK, Channel 20407

| Frequency(MHz) | P _{Mea} (dBm) | Path Loss | Antenna Gain | Correction (dB) | Peak ERP(dBm) | Limit (dBm) | Margin(dB) | Polarization |
|----------------|------------------------|-----------|--------------|-----------------|---------------|-------------|------------|--------------|
| 1662.01 | -54.25 | 3.57 | 5.21 | 2.15 | -54.76 | -13.00 | 41.76 | V |
| 2512.00 | -46.55 | 4.64 | 6.12 | 2.15 | -47.22 | -13.00 | 34.22 | H |
| 3343.02 | -53.00 | 5.31 | 7.82 | 2.15 | -52.64 | -13.00 | 39.64 | H |
| 4177.02 | -52.71 | 6.15 | 9.08 | 2.15 | -51.93 | -13.00 | 38.93 | V |
| 5024.01 | -52.98 | 6.56 | 9.93 | 2.15 | -51.76 | -13.00 | 38.76 | H |
| 5869.01 | -51.62 | 7.30 | 10.53 | 2.15 | -50.54 | -13.00 | 37.54 | H |

LTE Band 5, 1.4MHz, QPSK, Channel 20525

| Frequency(MHz) | P _{Mea} (dBm) | Path Loss | Antenna Gain | Correction (dB) | Peak ERP(dBm) | Limit (dBm) | Margin(dB) | Polarization |
|----------------|------------------------|-----------|--------------|-----------------|---------------|-------------|------------|--------------|
| 1678.01 | -53.93 | 3.58 | 5.18 | 2.15 | -54.48 | -13.00 | 41.48 | V |
| 2496.00 | -46.71 | 4.62 | 6.09 | 2.15 | -47.39 | -13.00 | 34.39 | H |
| 3337.02 | -53.29 | 5.31 | 7.81 | 2.15 | -52.94 | -13.00 | 39.94 | H |
| 4176.02 | -52.79 | 6.15 | 9.08 | 2.15 | -52.01 | -13.00 | 39.01 | V |
| 5025.01 | -53.01 | 6.56 | 9.94 | 2.15 | -51.78 | -13.00 | 38.78 | V |
| 5854.01 | -52.08 | 7.25 | 10.53 | 2.15 | -50.95 | -13.00 | 37.95 | V |

LTE Band 5, 1.4MHz, QPSK, Channel 20643

| Frequency(MHz) | P _{Mea} (dBm) | Path Loss | Antenna Gain | Correction (dB) | Peak ERP(dBm) | Limit (dBm) | Margin(dB) | Polarization |
|----------------|------------------------|-----------|--------------|-----------------|---------------|-------------|------------|--------------|
| 1678.01 | -54.34 | 3.58 | 5.18 | 2.15 | -54.89 | -13.00 | 41.89 | H |
| 2523.00 | -47.36 | 4.65 | 6.14 | 2.15 | -48.02 | -13.00 | 35.02 | H |
| 3342.02 | -53.43 | 5.31 | 7.82 | 2.15 | -53.07 | -13.00 | 40.07 | H |
| 4170.02 | -53.26 | 6.14 | 9.07 | 2.15 | -52.48 | -13.00 | 39.48 | V |
| 5018.01 | -52.62 | 6.57 | 9.93 | 2.15 | -51.41 | -13.00 | 38.41 | V |
| 5844.01 | -52.35 | 7.22 | 10.53 | 2.15 | -51.19 | -13.00 | 38.19 | H |



LTE Band 5, 1.4MHz, 16QAM, Channel 20407

| Frequency(MHz) | P _{Mea} (dBm) | Path Loss | Antenna Gain | Correction (dB) | Peak ERP(dBm) | Limit (dBm) | Margin(dB) | Polarization |
|----------------|------------------------|-----------|--------------|-----------------|---------------|-------------|------------|--------------|
| 1666.01 | -54.68 | 3.58 | 5.20 | 2.15 | -55.21 | -13.00 | 42.21 | H |
| 2498.00 | -47.56 | 4.62 | 6.09 | 2.15 | -48.24 | -13.00 | 35.24 | H |
| 3344.02 | -53.38 | 5.31 | 7.83 | 2.15 | -53.01 | -13.00 | 40.01 | H |
| 4193.02 | -53.14 | 6.19 | 9.09 | 2.15 | -52.39 | -13.00 | 39.39 | H |
| 5011.01 | -52.81 | 6.58 | 9.92 | 2.15 | -51.62 | -13.00 | 38.62 | V |
| 5865.01 | -52.95 | 7.28 | 10.53 | 2.15 | -51.85 | -13.00 | 38.85 | V |

LTE Band 5, 1.4MHz, 16QAM, Channel 20525

| Frequency(MHz) | P _{Mea} (dBm) | Path Loss | Antenna Gain | Correction (dB) | Peak ERP(dBm) | Limit (dBm) | Margin(dB) | Polarization |
|----------------|------------------------|-----------|--------------|-----------------|---------------|-------------|------------|--------------|
| 1673.01 | -54.25 | 3.58 | 5.19 | 2.15 | -54.79 | -13.00 | 41.79 | V |
| 2508.00 | -47.55 | 4.63 | 6.11 | 2.15 | -48.22 | -13.00 | 35.22 | H |
| 3337.02 | -53.32 | 5.31 | 7.81 | 2.15 | -52.97 | -13.00 | 39.97 | H |
| 4189.02 | -53.09 | 6.18 | 9.09 | 2.15 | -52.33 | -13.00 | 39.33 | V |
| 5025.01 | -52.98 | 6.56 | 9.94 | 2.15 | -51.75 | -13.00 | 38.75 | V |
| 5843.01 | -51.89 | 7.21 | 10.53 | 2.15 | -50.72 | -13.00 | 37.72 | H |

LTE Band 5, 1.4MHz, 16QAM, Channel 20643

| Frequency(MHz) | P _{Mea} (dBm) | Path Loss | Antenna Gain | Correction (dB) | Peak ERP(dBm) | Limit (dBm) | Margin(dB) | Polarization |
|----------------|------------------------|-----------|--------------|-----------------|---------------|-------------|------------|--------------|
| 1663.01 | -54.07 | 3.57 | 5.21 | 2.15 | -54.58 | -13.00 | 41.58 | H |
| 2507.00 | -47.42 | 4.63 | 6.11 | 2.15 | -48.09 | -13.00 | 35.09 | H |
| 3333.02 | -53.41 | 5.30 | 7.80 | 2.15 | -53.06 | -13.00 | 40.06 | V |
| 4191.02 | -53.47 | 6.19 | 9.09 | 2.15 | -52.72 | -13.00 | 39.72 | V |
| 5032.01 | -51.88 | 6.58 | 9.94 | 2.15 | -50.67 | -13.00 | 37.67 | V |
| 5846.01 | -52.34 | 7.22 | 10.53 | 2.15 | -51.18 | -13.00 | 38.18 | V |

LTE Band 7, 5 MHz, QPSK, Channel 20775

| Frequency(MHz) | P _{Mea} (dBm) | Path Loss | Antenna Gain | Peak EIRP(dBm) | Limit (dBm) | Margin(dB) | Polarization |
|----------------|------------------------|-----------|--------------|----------------|-------------|------------|--------------|
| 5009.02 | -44.07 | 6.59 | 9.91 | -40.75 | -13.00 | 27.75 | H |
| 7511.01 | -52.45 | 8.35 | 12.21 | -48.59 | -13.00 | 35.59 | V |
| 10001.01 | -52.35 | 9.18 | 12.90 | -48.63 | -13.00 | 35.63 | H |
| 12520.01 | -49.12 | 10.23 | 13.21 | -46.14 | -13.00 | 33.14 | H |
| 15029.00 | -45.12 | 11.25 | 13.98 | -42.39 | -13.00 | 29.39 | V |
| 17508.00 | -42.87 | 12.75 | 14.91 | -40.71 | -13.00 | 27.71 | H |

LTE Band 7, 5 MHz, QPSK, Channel 21100

| Frequency(MHz) | P _{Mea} (dBm) | Path Loss | Antenna Gain | Peak EIRP(dBm) | Limit (dBm) | Margin(dB) | Polarization |
|----------------|------------------------|-----------|--------------|----------------|-------------|------------|--------------|
| 5073.02 | -45.21 | 6.70 | 10.00 | -41.91 | -13.00 | 28.91 | H |
| 7605.01 | -52.64 | 8.00 | 12.28 | -48.36 | -13.00 | 35.36 | V |
| 10149.01 | -52.11 | 9.38 | 12.96 | -48.53 | -13.00 | 35.53 | H |
| 12688.01 | -49.10 | 10.32 | 13.31 | -46.11 | -13.00 | 33.11 | V |
| 15217.00 | -45.95 | 11.38 | 13.87 | -43.46 | -13.00 | 30.46 | H |
| 17746.00 | -44.18 | 12.44 | 15.24 | -41.38 | -13.00 | 28.38 | H |

LTE Band 7, 5 MHz, QPSK, Channel 21425

| Frequency(MHz) | P _{Mea} (dBm) | Path Loss | Antenna Gain | Peak EIRP(dBm) | Limit (dBm) | Margin(dB) | Polarization |
|----------------|------------------------|-----------|--------------|----------------|-------------|------------|--------------|
| 5140.02 | -46.23 | 6.87 | 10.10 | -43.00 | -13.00 | 30.00 | H |
| 7705.01 | -53.84 | 8.42 | 12.36 | -49.90 | -13.00 | 36.90 | V |
| 10272.01 | -51.71 | 9.55 | 13.01 | -48.25 | -13.00 | 35.25 | V |
| 12841.01 | -48.73 | 10.66 | 13.40 | -45.99 | -13.00 | 32.99 | H |
| 15413.00 | -45.62 | 11.41 | 13.75 | -43.28 | -13.00 | 30.28 | V |
| 17977.00 | -43.48 | 12.90 | 15.57 | -40.81 | -13.00 | 27.81 | V |



LTE Band 7, 5 MHz, 16QAM, Channel 20775

| Frequency(MHz) | P _{Mea} (dBm) | Path Loss | Antenna Gain | Peak EIRP(dBm) | Limit (dBm) | Margin(dB) | Polarization |
|----------------|------------------------|-----------|--------------|----------------|-------------|------------|--------------|
| 5010.02 | -44.93 | 6.59 | 9.91 | -41.61 | -13.00 | 28.61 | H |
| 7512.01 | -53.45 | 8.34 | 12.21 | -49.58 | -13.00 | 36.58 | V |
| 10014.01 | -52.79 | 9.22 | 12.91 | -49.10 | -13.00 | 36.10 | V |
| 12499.01 | -49.43 | 10.18 | 13.20 | -46.41 | -13.00 | 33.41 | H |
| 15026.00 | -45.86 | 11.25 | 13.98 | -43.13 | -13.00 | 30.13 | V |
| 17523.00 | -42.84 | 12.81 | 14.93 | -40.72 | -13.00 | 27.72 | V |

LTE Band 7, 5 MHz, 16QAM, Channel 21100

| Frequency(MHz) | P _{Mea} (dBm) | Path Loss | Antenna Gain | Peak EIRP(dBm) | Limit (dBm) | Margin(dB) | Polarization |
|----------------|------------------------|-----------|--------------|----------------|-------------|------------|--------------|
| 5075.02 | -45.30 | 6.70 | 10.01 | -41.99 | -13.00 | 28.99 | H |
| 7607.01 | -51.98 | 8.00 | 12.29 | -47.69 | -13.00 | 34.69 | V |
| 10149.01 | -52.45 | 9.38 | 12.96 | -48.87 | -13.00 | 35.87 | V |
| 12656.01 | -48.51 | 10.37 | 13.29 | -45.59 | -13.00 | 32.59 | V |
| 15222.00 | -45.59 | 11.37 | 13.87 | -43.09 | -13.00 | 30.09 | V |
| 17747.00 | -43.52 | 12.44 | 15.25 | -40.71 | -13.00 | 27.71 | V |

LTE Band 7, 5 MHz, 16QAM, Channel 21425

| Frequency(MHz) | P _{Mea} (dBm) | Path Loss | Antenna Gain | Peak EIRP(dBm) | Limit (dBm) | Margin(dB) | Polarization |
|----------------|------------------------|-----------|--------------|----------------|-------------|------------|--------------|
| 5140.02 | -47.04 | 6.87 | 10.10 | -43.81 | -13.00 | 30.81 | H |
| 7706.01 | -53.86 | 8.42 | 12.36 | -49.92 | -13.00 | 36.92 | V |
| 10260.01 | -51.99 | 9.51 | 13.00 | -48.50 | -13.00 | 35.50 | H |
| 12819.01 | -48.81 | 10.72 | 13.39 | -46.14 | -13.00 | 33.14 | V |
| 15387.00 | -46.02 | 11.38 | 13.77 | -43.63 | -13.00 | 30.63 | H |
| 17965.00 | -43.55 | 12.89 | 15.55 | -40.89 | -13.00 | 27.89 | V |



LTE Band 12, 1.4MHz, QPSK, Channel 23017

| Frequency(MHz) | P _{Mea} (dBm) | Path Loss | Antenna Gain | Correction (dB) | Peak ERP(dBm) | Limit (dBm) | Margin(dB) | Polarization |
|----------------|------------------------|-----------|--------------|-----------------|---------------|-------------|------------|--------------|
| 1400.01 | -51.02 | 3.24 | 4.98 | 2.15 | -51.43 | -13.00 | 38.43 | H |
| 2099.00 | -49.04 | 4.19 | 4.90 | 2.15 | -50.48 | -13.00 | 37.48 | H |
| 2802.00 | -46.48 | 4.92 | 6.64 | 2.15 | -46.91 | -13.00 | 33.91 | V |
| 3506.02 | -53.91 | 5.53 | 8.21 | 2.15 | -53.38 | -13.00 | 40.38 | V |
| 4187.02 | -52.67 | 6.18 | 9.09 | 2.15 | -51.91 | -13.00 | 38.91 | V |
| 4911.01 | -53.51 | 6.73 | 9.81 | 2.15 | -52.58 | -13.00 | 39.58 | V |

LTE Band 12, 1.4MHz, QPSK, Channel 23095

| Frequency(MHz) | P _{Mea} (dBm) | Path Loss | Antenna Gain | Correction (dB) | Peak ERP(dBm) | Limit (dBm) | Margin(dB) | Polarization |
|----------------|------------------------|-----------|--------------|-----------------|---------------|-------------|------------|--------------|
| 1415.01 | -52.75 | 3.25 | 5.06 | 2.15 | -53.09 | -13.00 | 40.09 | V |
| 2123.00 | -48.31 | 4.21 | 4.97 | 2.15 | -49.70 | -13.00 | 36.70 | H |
| 2836.00 | -46.22 | 4.95 | 6.70 | 2.15 | -46.62 | -13.00 | 33.62 | V |
| 3541.02 | -53.48 | 5.73 | 8.26 | 2.15 | -53.10 | -13.00 | 40.10 | V |
| 4235.02 | -53.88 | 6.25 | 9.14 | 2.15 | -53.14 | -13.00 | 40.14 | V |
| 4966.01 | -53.32 | 6.66 | 9.87 | 2.15 | -52.26 | -13.00 | 39.26 | V |

LTE Band 12, 1.4MHz, QPSK, Channel 23173

| Frequency(MHz) | P _{Mea} (dBm) | Path Loss | Antenna Gain | Correction (dB) | Peak ERP(dBm) | Limit (dBm) | Margin(dB) | Polarization |
|----------------|------------------------|-----------|--------------|-----------------|---------------|-------------|------------|--------------|
| 1438.01 | -55.06 | 3.29 | 5.18 | 2.15 | -55.32 | -13.00 | 42.32 | V |
| 2146.00 | -49.78 | 4.24 | 5.04 | 2.15 | -51.13 | -13.00 | 38.13 | H |
| 2860.00 | -45.37 | 4.96 | 6.75 | 2.15 | -45.73 | -13.00 | 32.73 | V |
| 3575.02 | -52.84 | 6.08 | 8.31 | 2.15 | -52.76 | -13.00 | 39.76 | V |
| 4289.02 | -53.59 | 6.20 | 9.19 | 2.15 | -52.75 | -13.00 | 39.75 | V |
| 5006.01 | -53.27 | 6.59 | 9.91 | 2.15 | -52.10 | -13.00 | 39.10 | V |



LTE Band 12, 1.4MHz, 16QAM, Channel 23017

| Frequency(MHz) | P _{Mea} (dBm) | Path Loss | Antenna Gain | Correction (dB) | Peak ERP(dBm) | Limit (dBm) | Margin(dB) | Polarization |
|----------------|------------------------|-----------|--------------|-----------------|---------------|-------------|------------|--------------|
| 1400.01 | -52.23 | 3.24 | 4.98 | 2.15 | -52.64 | -13.00 | 39.64 | H |
| 2099.00 | -49.14 | 4.19 | 4.90 | 2.15 | -50.58 | -13.00 | 37.58 | H |
| 2806.00 | -46.16 | 4.92 | 6.65 | 2.15 | -46.58 | -13.00 | 33.58 | H |
| 3505.02 | -53.50 | 5.53 | 8.21 | 2.15 | -52.97 | -13.00 | 39.97 | H |
| 4189.02 | -52.13 | 6.18 | 9.09 | 2.15 | -51.37 | -13.00 | 38.37 | V |
| 4891.01 | -52.86 | 6.73 | 9.79 | 2.15 | -51.95 | -13.00 | 38.95 | V |

LTE Band 12, 1.4MHz 16QAM, Channel 23095

| Frequency(MHz) | P _{Mea} (dBm) | Path Loss | Antenna Gain | Correction (dB) | Peak ERP(dBm) | Limit (dBm) | Margin(dB) | Polarization |
|----------------|------------------------|-----------|--------------|-----------------|---------------|-------------|------------|--------------|
| 1415.01 | -52.03 | 3.25 | 5.06 | 2.15 | -52.37 | -13.00 | 39.37 | H |
| 2123.00 | -47.60 | 4.21 | 4.97 | 2.15 | -48.99 | -13.00 | 35.99 | H |
| 2833.00 | -46.34 | 4.95 | 6.70 | 2.15 | -46.74 | -13.00 | 33.74 | V |
| 3527.02 | -52.64 | 5.59 | 8.24 | 2.15 | -52.14 | -13.00 | 39.14 | V |
| 4243.02 | -53.69 | 6.25 | 9.14 | 2.15 | -52.95 | -13.00 | 39.95 | H |
| 4958.01 | -53.33 | 6.68 | 9.86 | 2.15 | -52.30 | -13.00 | 39.30 | V |

LTE Band 12, 1.4MHz, 16QAM, Channel 23173

| Frequency(MHz) | P _{Mea} (dBm) | Path Loss | Antenna Gain | Correction (dB) | Peak ERP(dBm) | Limit (dBm) | Margin(dB) | Polarization |
|----------------|------------------------|-----------|--------------|-----------------|---------------|-------------|------------|--------------|
| 1420.01 | -55.54 | 3.26 | 5.08 | 2.15 | -55.87 | -13.00 | 42.87 | V |
| 2131.00 | -50.05 | 4.22 | 4.99 | 2.15 | -51.43 | -13.00 | 38.43 | H |
| 2857.00 | -46.08 | 4.96 | 6.74 | 2.15 | -46.45 | -13.00 | 33.45 | V |
| 3570.02 | -53.15 | 6.03 | 8.30 | 2.15 | -53.03 | -13.00 | 40.03 | V |
| 4278.02 | -53.36 | 6.21 | 9.18 | 2.15 | -52.54 | -13.00 | 39.54 | H |
| 5011.01 | -53.53 | 6.58 | 9.92 | 2.15 | -52.34 | -13.00 | 39.34 | V |



LTE Band 13, 5MHz, QPSK, Channel 23205

| Frequency(MHz) | P _{Mea} (dBm) | Path Loss | Antenna Gain | Correction (dB) | Peak ERP(dBm) | Limit (dBm) | Margin(dB) | Polarization |
|----------------|------------------------|-----------|--------------|-----------------|---------------|-------------|------------|--------------|
| 1551.01 | -54.78 | 3.46 | 5.41 | 2.15 | -54.98 | -13.00 | 41.98 | H |
| 2337.00 | -48.63 | 4.44 | 5.61 | 2.15 | -49.61 | -13.00 | 36.61 | V |
| 3122.02 | -52.86 | 5.39 | 7.29 | 2.15 | -53.11 | -13.00 | 40.11 | V |
| 3892.02 | -52.77 | 6.10 | 8.75 | 2.15 | -52.27 | -13.00 | 39.27 | V |
| 4662.02 | -53.44 | 6.47 | 9.56 | 2.15 | -52.50 | -13.00 | 39.50 | H |
| 5463.01 | -53.59 | 6.92 | 10.55 | 2.15 | -52.11 | -13.00 | 39.11 | V |

LTE Band 13, 5MHz, QPSK, Channel 23230

| Frequency(MHz) | P _{Mea} (dBm) | Path Loss | Antenna Gain | Correction (dB) | Peak ERP(dBm) | Limit (dBm) | Margin(dB) | Polarization |
|----------------|------------------------|-----------|--------------|-----------------|---------------|-------------|------------|--------------|
| 1578.01 | -55.05 | 3.49 | 5.36 | 2.15 | -55.33 | -13.00 | 42.33 | V |
| 2346.00 | -32.92 | 4.45 | 5.64 | 2.15 | -33.88 | -13.00 | 20.88 | V |
| 3135.02 | -52.60 | 5.39 | 7.32 | 2.15 | -52.82 | -13.00 | 39.82 | H |
| 3911.02 | -53.53 | 6.12 | 8.78 | 2.15 | -53.02 | -13.00 | 40.02 | V |
| 4677.02 | -51.79 | 6.49 | 9.58 | 2.15 | -50.85 | -13.00 | 37.85 | V |
| 5481.01 | -52.82 | 6.99 | 10.57 | 2.15 | -51.39 | -13.00 | 38.39 | V |

LTE Band 13, 5MHz, QPSK, Channel 23255

| Frequency(MHz) | P _{Mea} (dBm) | Path Loss | Antenna Gain | Correction (dB) | Peak ERP(dBm) | Limit (dBm) | Margin(dB) | Polarization |
|----------------|------------------------|-----------|--------------|-----------------|---------------|-------------|------------|--------------|
| 1558.01 | -55.26 | 3.47 | 5.40 | 2.15 | -55.48 | -13.00 | 42.48 | H |
| 2368.00 | -47.67 | 4.48 | 5.70 | 2.15 | -48.60 | -13.00 | 35.60 | V |
| 3135.02 | -52.21 | 5.39 | 7.32 | 2.15 | -52.43 | -13.00 | 39.43 | V |
| 3932.02 | -53.38 | 6.12 | 8.80 | 2.15 | -52.85 | -13.00 | 39.85 | H |
| 4698.02 | -52.45 | 6.50 | 9.60 | 2.15 | -51.50 | -13.00 | 38.50 | V |
| 5493.01 | -53.47 | 7.03 | 10.59 | 2.15 | -52.06 | -13.00 | 39.06 | H |



LTE Band 13, 5MHz, 16QAM, Channel 23205

| Frequency(MHz) | P _{Mea} (dBm) | Path Loss | Antenna Gain | Correction (dB) | Peak ERP(dBm) | Limit (dBm) | Margin(dB) | Polarization |
|----------------|------------------------|-----------|--------------|-----------------|---------------|-------------|------------|--------------|
| 1546.01 | -54.87 | 3.46 | 5.42 | 2.15 | -55.06 | -13.00 | 42.06 | V |
| 2353.00 | -49.27 | 4.46 | 5.66 | 2.15 | -50.22 | -13.00 | 37.22 | H |
| 3114.02 | -52.35 | 5.37 | 7.27 | 2.15 | -52.60 | -13.00 | 39.60 | H |
| 3891.02 | -53.19 | 6.10 | 8.75 | 2.15 | -52.69 | -13.00 | 39.69 | V |
| 4679.02 | -52.77 | 6.49 | 9.58 | 2.15 | -51.83 | -13.00 | 38.83 | V |
| 5451.01 | -54.10 | 6.87 | 10.53 | 2.15 | -52.59 | -13.00 | 39.59 | H |

LTE Band 13, 5 MHz, 16QAM, Channel 23230

| Frequency(MHz) | P _{Mea} (dBm) | Path Loss | Antenna Gain | Correction (dB) | Peak ERP(dBm) | Limit (dBm) | Margin(dB) | Polarization |
|----------------|------------------------|-----------|--------------|-----------------|---------------|-------------|------------|--------------|
| 1552.01 | -54.63 | 3.46 | 5.41 | 2.15 | -54.83 | -13.00 | 41.83 | H |
| 2357.00 | -49.08 | 4.47 | 5.67 | 2.15 | -50.03 | -13.00 | 37.03 | H |
| 3137.02 | -51.76 | 5.39 | 7.33 | 2.15 | -51.97 | -13.00 | 38.97 | H |
| 3916.02 | -53.39 | 6.12 | 8.78 | 2.15 | -52.88 | -13.00 | 39.88 | V |
| 4699.02 | -51.24 | 6.50 | 9.60 | 2.15 | -50.29 | -13.00 | 37.29 | H |
| 5462.01 | -52.97 | 6.92 | 10.55 | 2.15 | -51.49 | -13.00 | 38.49 | H |

LTE Band13, 5MHz, 16QAM, Channel 23255

| Frequency(MHz) | P _{Mea} (dBm) | Path Loss | Antenna Gain | Correction (dB) | Peak ERP(dBm) | Limit (dBm) | Margin(dB) | Polarization |
|----------------|------------------------|-----------|--------------|-----------------|---------------|-------------|------------|--------------|
| 1560.01 | -54.72 | 3.47 | 5.39 | 2.15 | -54.95 | -13.00 | 41.95 | H |
| 2360.00 | -47.85 | 4.47 | 5.68 | 2.15 | -48.79 | -13.00 | 35.79 | H |
| 3123.02 | -52.64 | 5.40 | 7.30 | 2.15 | -52.89 | -13.00 | 39.89 | V |
| 3910.02 | -53.41 | 6.12 | 8.77 | 2.15 | -52.91 | -13.00 | 39.91 | V |
| 4694.02 | -52.24 | 6.50 | 9.59 | 2.15 | -51.30 | -13.00 | 38.30 | V |
| 5488.01 | -52.54 | 7.01 | 10.58 | 2.15 | -51.12 | -13.00 | 38.12 | H |

Note: The maximum value of expanded measurement uncertainty for this test item is $U = 4.2$ dB, $k = 2$.

A.3 FREQUENCY STABILITY

A.3.1 Method of Measurement

In order to measure the carrier frequency under the condition of AFC lock, it is necessary to make measurements with the EUT in a "call mode". This is accomplished with the use of R&S CMW500 DIGITAL RADIO COMMUNICATION TESTER.

1. Measure the carrier frequency at room temperature.
2. Subject the EUT to overnight soak at -10°C.
3. With the EUT, powered via nominal voltage, connected to the CMW500 and in a simulated call on middle channel for LTE band 2 5 7 12 13, measure the carrier frequency. These measurements should be made within 2 minutes of Powering up the EUT, to prevent significant self-warming.
4. Repeat the above measurements at 10°C increments from -10°C to +50°C. Allow at least 1.5 hours at each temperature, unpowered, before making measurements.
5. Re-measure carrier frequency at room temperature with nominal voltage. Vary supply voltage from minimum voltage to maximum voltage, in 0.1Volt increments re-measuring carrier frequency at each voltage. Pause at nominal voltage for 1.5 hours unpowered, to allow any self-heating to stabilize, before continuing.
6. Subject the EUT to overnight soak at +50°C.
7. With the EUT, powered via nominal voltage, connected to the CMW500 and in a simulated call on the centre channel, measure the carrier frequency. These measurements should be made within 2 minutes of Powering up the EUT, to prevent significant self-warming.
8. Repeat the above measurements at 10 °C increments from -10°C to 50°C. Allow at least 1.5 hours at each temperature, unpowered, before making measurements.
9. At all temperature levels hold the temperature to +/- 0.5°C during the measurement procedure.

A.3.2 Measurement Limit

The frequency stability shall be sufficient to ensure that the fundamental emission stays within the authorized frequency block. As this transceiver is considered "Hand carried, battery powered equipment" Section 2.1055(d) (2) applies. This requires that the lower voltage for frequency stability testing be specified by the manufacturer. This transceiver is specified to operate with an input voltage of between 3.5VDC and 4.4VDC, with a nominal voltage of 3.85VDC. Operation above or below these voltage limits is prohibited by transceiver software in order to prevent improper operation as well as to protect components from overstress. These voltages represent a tolerance from -5.4% to 10.8%. For the purposes of measuring frequency stability these voltage limits are to be used.

A.3.3 Measurement results

LTE Band 2, 1.4MHz bandwidth (worst case of all bandwidths)

Frequency Error vs Voltage

| Voltage (V) | Frequency error (Hz) | | Frequency error (ppm) | |
|----------------|----------------------|-------|-----------------------|-------|
| | QPSK | 16QAM | QPSK | 16QAM |
| 3.5 | -8.85 | 7.37 | 0.005 | 0.004 |
| 3.85 | -7.32 | 17.18 | 0.004 | 0.009 |
| 4.4 | -2.53 | 10.47 | 0.001 | 0.006 |

Frequency Error vs Temperature

| Temperature (°C) | Frequency error (Hz) | | Frequency error (ppm) | |
|---------------------|----------------------|-------|-----------------------|-------|
| | QPSK | 16QAM | QPSK | 16QAM |
| -10 | -5.74 | 12.73 | 0.003 | 0.007 |
| 0 | -4.12 | 11.92 | 0.002 | 0.006 |
| 10 | -11.20 | 10.03 | 0.006 | 0.005 |
| 20 | -3.15 | 7.10 | 0.002 | 0.004 |
| 30 | -7.95 | 4.62 | 0.004 | 0.002 |
| 40 | -7.35 | 10.47 | 0.004 | 0.006 |
| 50 | -11.39 | 12.07 | 0.006 | 0.006 |

LTE Band 5, 1.4MHz bandwidth (worst case of all bandwidths)

Frequency Error vs Voltage

| Voltage (V) | Frequency error (Hz) | | Frequency error (ppm) | |
|----------------|----------------------|-------|-----------------------|-------|
| | QPSK | 16QAM | QPSK | 16QAM |
| 3.5 | -10.04 | 14.79 | 0.012 | 0.018 |
| 3.85 | -3.55 | 11.16 | 0.004 | 0.013 |
| 4.4 | -3.53 | 13.92 | 0.004 | 0.017 |

Frequency Error vs Temperature

| Temperature (°C) | Frequency error (Hz) | | Frequency error (ppm) | |
|---------------------|----------------------|-------|-----------------------|-------|
| | QPSK | 16QAM | QPSK | 16QAM |
| -10 | -10.04 | 17.81 | 0.012 | 0.021 |
| 0 | -2.89 | 12.90 | 0.003 | 0.015 |
| 10 | -6.19 | 12.93 | 0.007 | 0.015 |
| 20 | -10.51 | 15.02 | 0.013 | 0.018 |
| 30 | -5.55 | 12.53 | 0.007 | 0.015 |
| 40 | -8.67 | 15.03 | 0.010 | 0.018 |
| 50 | -5.82 | 14.10 | 0.007 | 0.017 |



LTE Band 7, 10MHz bandwidth (worst case of all bandwidths)

Frequency Error vs Voltage

| Voltage (V) | Frequency error (Hz) | | Frequency error (ppm) | |
|----------------|----------------------|--------|-----------------------|-------|
| | QPSK | 16QAM | QPSK | 16QAM |
| 3.5 | -3.28 | -6.74 | 0.001 | 0.003 |
| 3.85 | -5.99 | -13.48 | 0.002 | 0.005 |
| 4.4 | -0.93 | -4.23 | 0.000 | 0.002 |

Frequency Error vs Temperature

| Temperature (°C) | Frequency error (Hz) | | Frequency error (ppm) | |
|---------------------|----------------------|--------|-----------------------|-------|
| | QPSK | 16QAM | QPSK | 16QAM |
| -10 | -6.09 | -3.79 | 0.002 | 0.001 |
| 0 | -4.61 | -9.90 | 0.002 | 0.004 |
| 10 | -11.40 | -10.00 | 0.004 | 0.004 |
| 20 | -3.66 | -19.21 | 0.001 | 0.008 |
| 30 | -2.33 | -12.60 | 0.001 | 0.005 |
| 40 | -6.58 | -13.52 | 0.003 | 0.005 |
| 50 | -6.42 | -10.60 | 0.003 | 0.004 |

LTE Band 12, 5MHz bandwidth (worst case of all bandwidths)

Frequency Error vs Voltage

| Voltage (V) | Frequency error (Hz) | | Frequency error (ppm) | |
|----------------|----------------------|-------|-----------------------|-------|
| | QPSK | 16QAM | QPSK | 16QAM |
| 3.5 | -8.81 | 9.77 | 0.012 | 0.014 |
| 3.85 | -8.38 | 10.86 | 0.012 | 0.015 |
| 4.4 | -5.28 | 12.79 | 0.007 | 0.018 |

Frequency Error vs Temperature

| Temperature (°C) | Frequency error (Hz) | | Frequency error (ppm) | |
|---------------------|----------------------|-------|-----------------------|-------|
| | QPSK | 16QAM | QPSK | 16QAM |
| -10 | -8.23 | 12.63 | 0.012 | 0.018 |
| 0 | -2.56 | 14.49 | 0.004 | 0.020 |
| 10 | -8.94 | 11.43 | 0.013 | 0.016 |
| 20 | -11.73 | 14.22 | 0.017 | 0.020 |
| 30 | -7.20 | 11.73 | 0.010 | 0.017 |
| 40 | -9.40 | 13.16 | 0.013 | 0.019 |
| 50 | -5.66 | 13.06 | 0.008 | 0.018 |

LTE Band 13, 5MHz bandwidth (worst case of all bandwidths)

Frequency Error vs Voltage

| Voltage (V) | Frequency error (Hz) | | Frequency error (ppm) | |
|----------------|----------------------|--------|-----------------------|-------|
| | QPSK | 16QAM | QPSK | 16QAM |
| 3.5 | -9.68 | -14.39 | 0.012 | 0.018 |
| 3.85 | -2.45 | -14.98 | 0.003 | 0.019 |
| 4.4 | -10.46 | -15.99 | 0.013 | 0.020 |

Frequency Error vs Temperature

| Temperature (°C) | Frequency error (Hz) | | Frequency error (ppm) | |
|---------------------|----------------------|--------|-----------------------|-------|
| | QPSK | 16QAM | QPSK | 16QAM |
| -10 | -4.82 | -12.23 | 0.006 | 0.016 |
| 0 | -6.78 | -12.50 | 0.009 | 0.016 |
| 10 | -2.56 | -9.63 | 0.003 | 0.012 |
| 20 | -5.34 | -15.34 | 0.007 | 0.020 |
| 30 | -5.12 | -9.50 | 0.007 | 0.012 |
| 40 | -2.92 | -10.37 | 0.004 | 0.013 |
| 50 | -12.69 | -12.46 | 0.016 | 0.016 |

Expanded measurement uncertainty for this test item is 10 Hz, $k = 2$.

A.4 OCCUPIED BANDWIDTH

A.4.1 Occupied Bandwidth Results

Occupied bandwidth measurements are only provided for selected frequencies in order to reduce the amount of submitted data. Data were taken at the extreme and mid frequencies of the US Cellular/PCS frequency bands. The table below lists the measured 99% BW. Spectrum analyzer plots are included on the following pages.

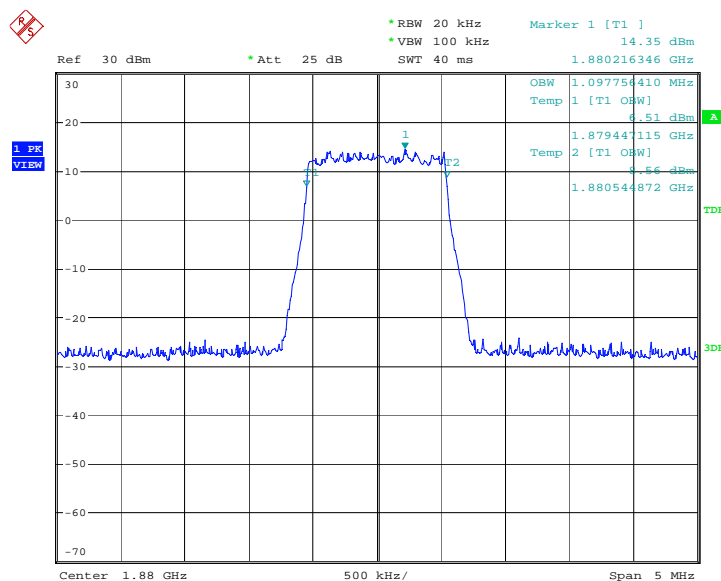
The measurement method is from KDB 971168 4.2:

- The spectrum analyzer center frequency is set to the nominal EUT channel center frequency. The frequency span for the spectrum analyzer shall be set wide enough to capture all modulation products including the emission skirts (i.e., two to five times the OBW).
- The nominal IF filter bandwidth (3 dB RBW) shall be in the range of 1 to 5 % of the anticipated OBW, and the VBW shall be at least 3 times the RBW.
- Set the reference level of the instrument as required to keep the signal from exceeding the maximum input mixer level for linear operation. In general, the peak of the spectral envelope must be at least $10\log(\text{OBW} / \text{RBW})$ below the reference level.
- Set the detection mode to peak, and the trace mode to max hold.
- Use the 99 % power bandwidth function of the spectrum analyzer and report the measured bandwidth.

LTE band 2, 1.4MHz (99%)

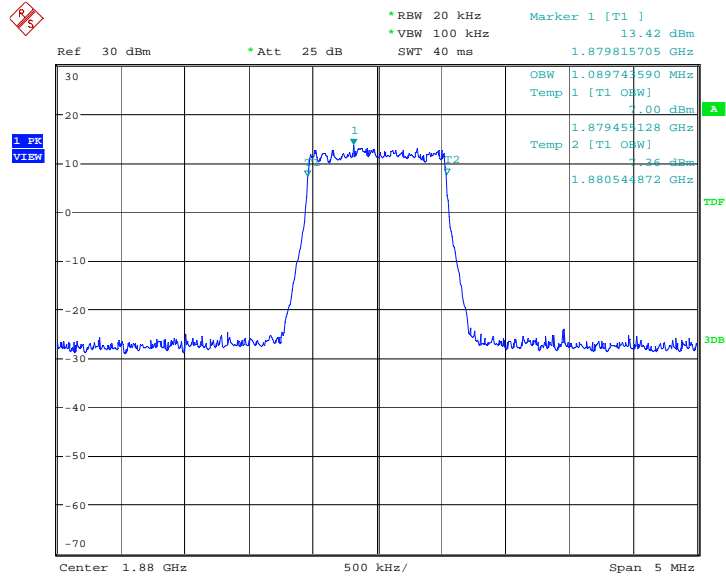
| Frequency(MHz) | Occupied Bandwidth (99%)(kHz) | |
|----------------|--------------------------------|---------|
| 1880.0 | QPSK | 16QAM |
| | 1097.76 | 1089.74 |

LTE band 2, 1.4MHz Bandwidth, QPSK (99% BW)



Date: 9.JAN.2018 17:13:50

LTE band 2, 1.4MHz Bandwidth, 16QAM (99% BW)

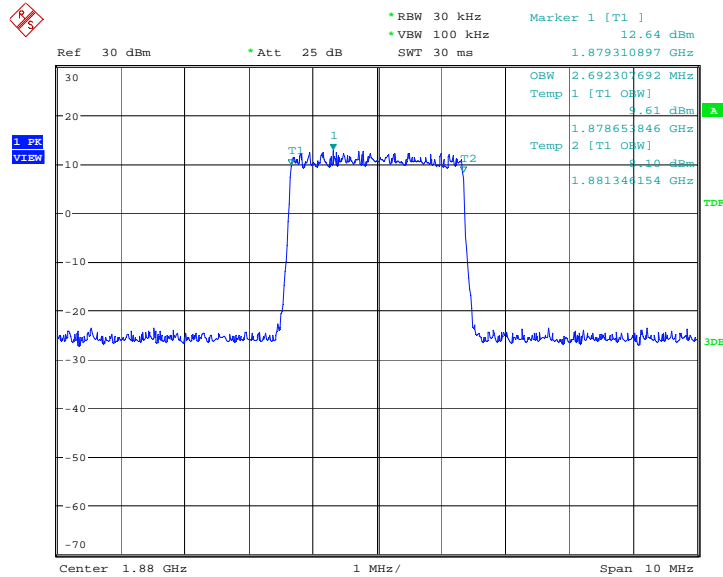


Date: 9.JAN.2018 17:14:05

LTE band 2, 3MHz (99%)

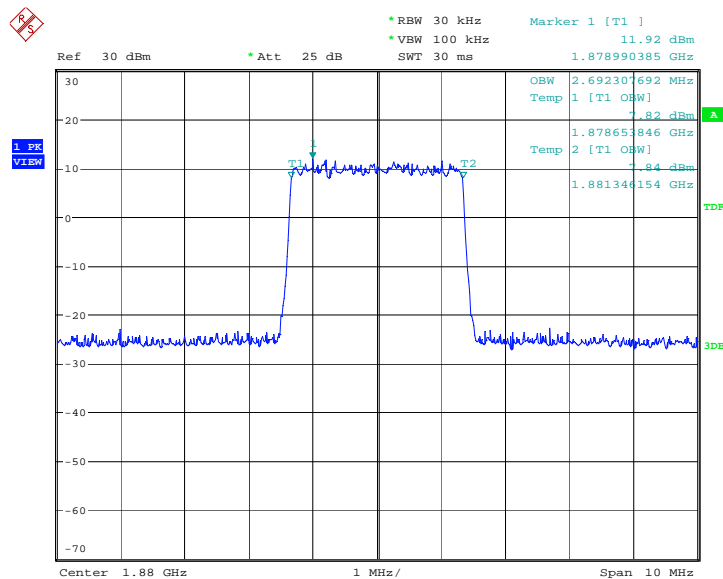
| Frequency(MHz) | Occupied Bandwidth (99%)(kHz) | |
|----------------|--------------------------------|---------|
| 1880.0 | QPSK | 16QAM |
| | 2692.31 | 2692.31 |

LTE band 2, 3MHz Bandwidth, QPSK (99% BW)



Date: 9.JAN.2018 17:20:49

LTE band 2, 3MHz Bandwidth, 16QAM (99% BW)

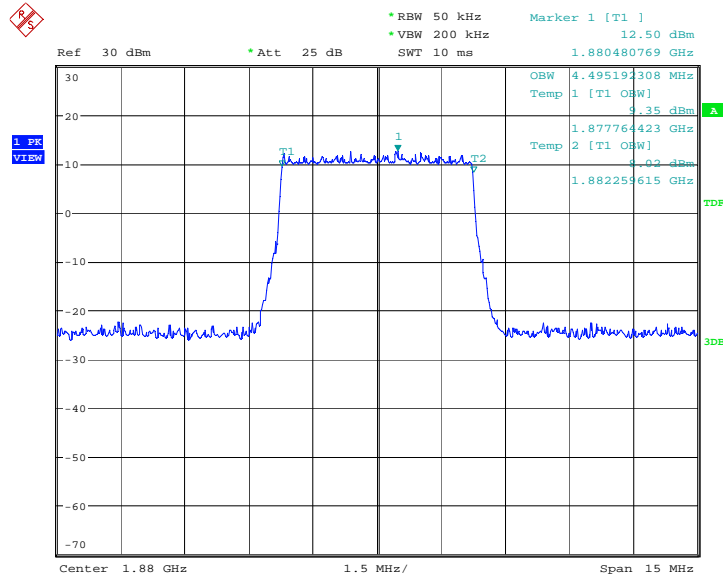


Date: 9.JAN.2018 17:21:04

LTE band 2, 5MHz (99%)

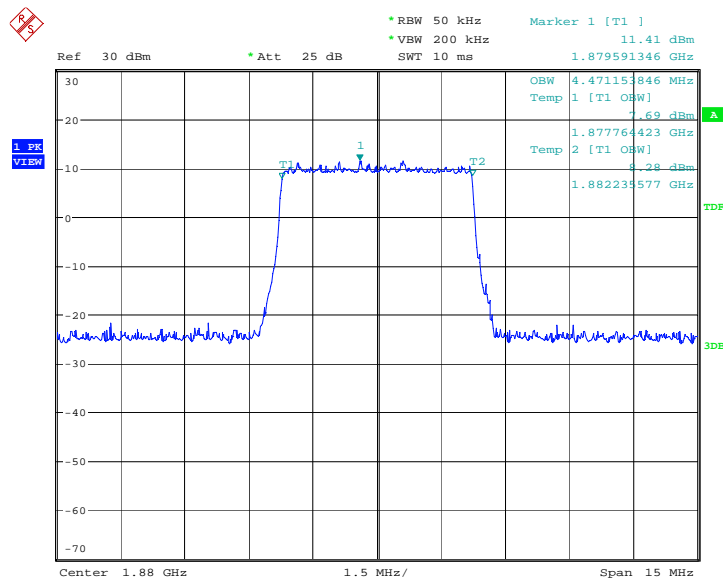
| Frequency(MHz) | Occupied Bandwidth (99%)(kHz) | |
|----------------|--------------------------------|---------|
| 1880.0 | QPSK | 16QAM |
| | 4495.19 | 4471.15 |

LTE band 2, 5MHz Bandwidth, QPSK (99% BW)



Date: 9.JAN.2018 17:27:45

LTE band 2, 5MHz Bandwidth,16QAM (99% BW)

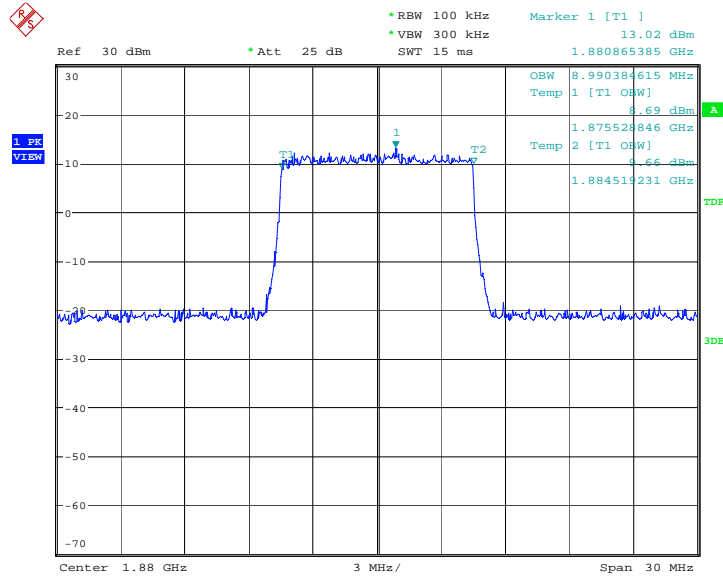


Date: 9.JAN.2018 17:27:59

LTE band 2, 10MHz (99%)

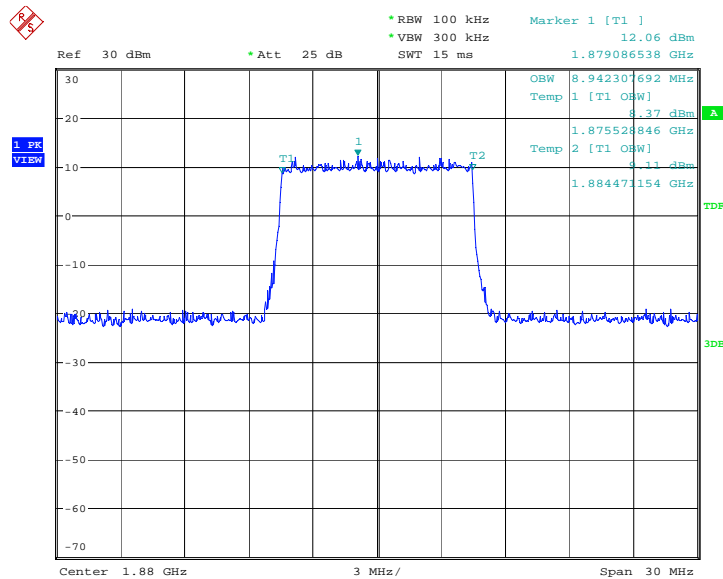
| Frequency(MHz) | Occupied Bandwidth (99%)(kHz) | |
|----------------|--------------------------------|---------|
| 1880.0 | QPSK | 16QAM |
| | 8990.38 | 8942.31 |

LTE band 2, 10MHz Bandwidth, QPSK (99% BW)



Date: 9.JAN.2018 17:34:36

LTE band 2, 10MHz Bandwidth, 16QAM (99% BW)

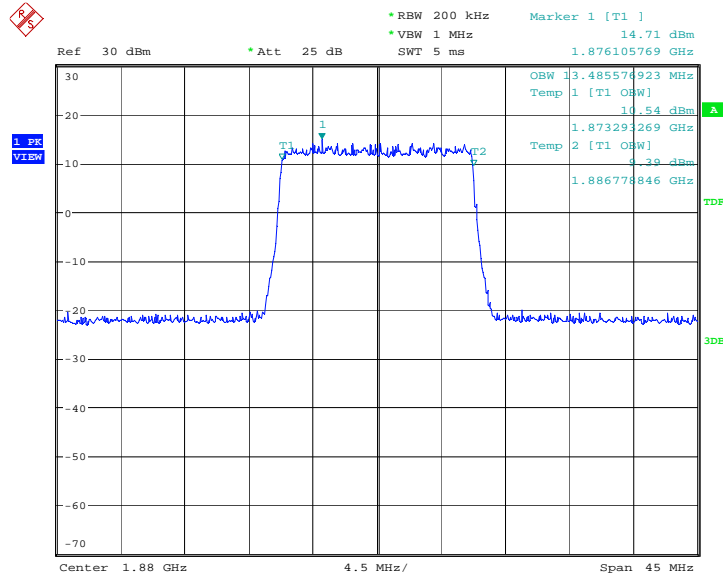


Date: 9.JAN.2018 17:34:50

LTE band 2, 15MHz (99%)

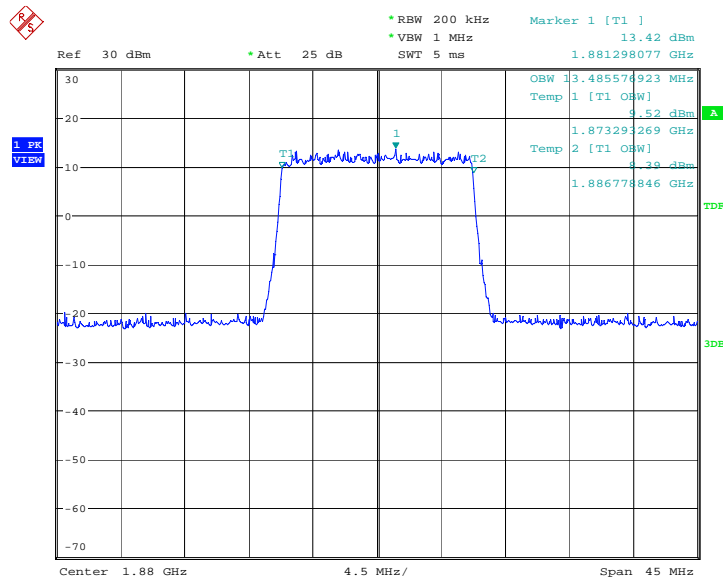
| Frequency(MHz) | Occupied Bandwidth (99%)(kHz) | |
|----------------|--------------------------------|----------|
| 1880.0 | QPSK | 16QAM |
| | 13485.58 | 13485.58 |

LTE band 2, 15MHz Bandwidth, QPSK (99% BW)



Date: 9.JAN.2018 17:42:04

LTE band 2, 15MHz Bandwidth, 16QAM (99% BW)

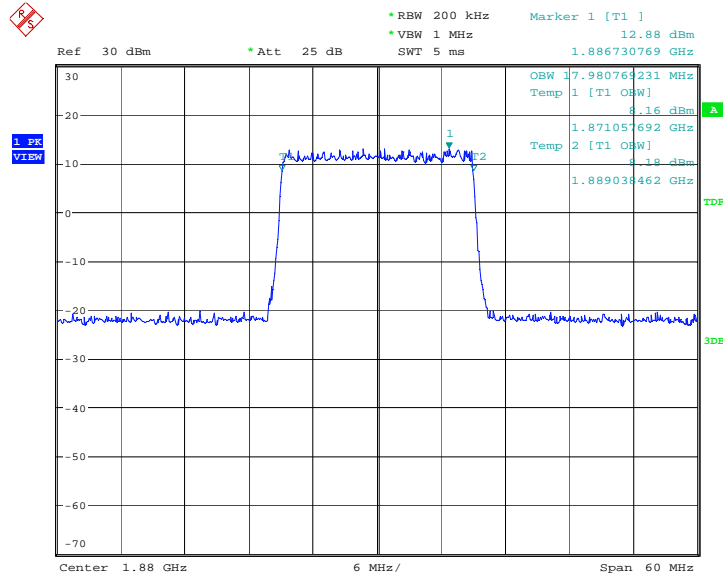


Date: 9.JAN.2018 17:42:18

LTE band 2, 20MHz (99%)

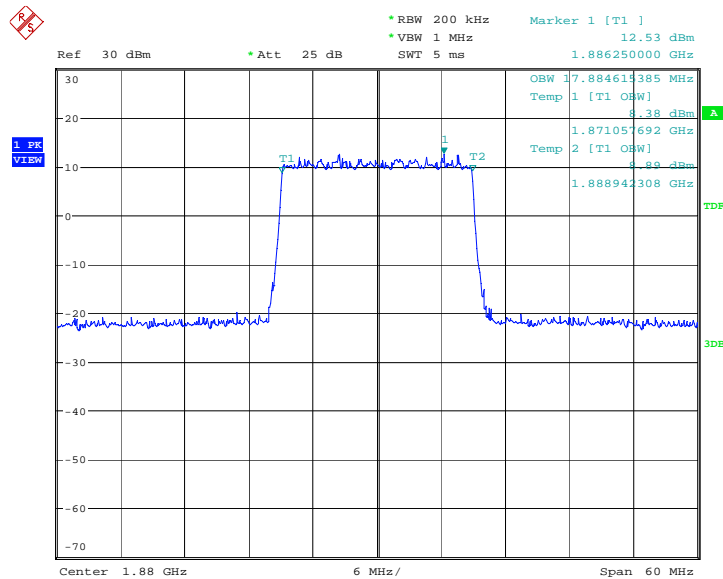
| Frequency(MHz) | Occupied Bandwidth (99%)(kHz) | |
|----------------|--------------------------------|----------|
| 1880.0 | QPSK | 16QAM |
| | 17980.77 | 17884.62 |

LTE band 2, 20MHz Bandwidth, QPSK (99% BW)



Date: 9.JAN.2018 17:49:36

LTE band 2, 20MHz Bandwidth, 16QAM (99% BW)

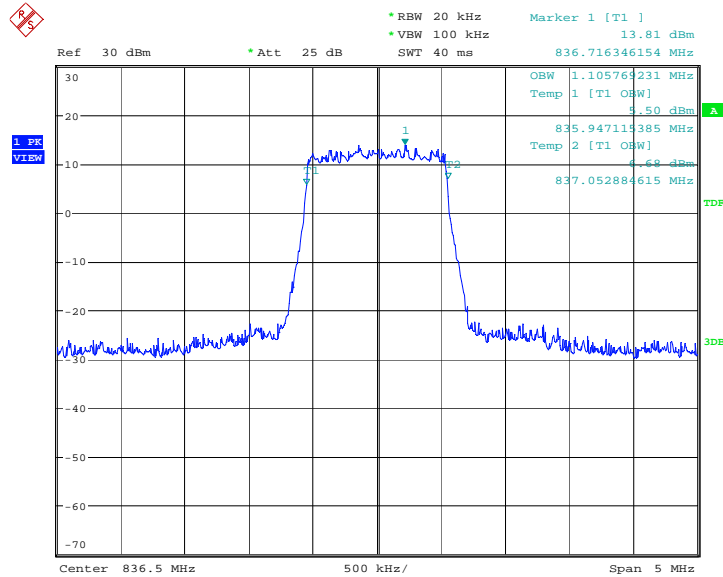


Date: 9.JAN.2018 17:49:50

LTE band 5, 1.4MHz (99%)

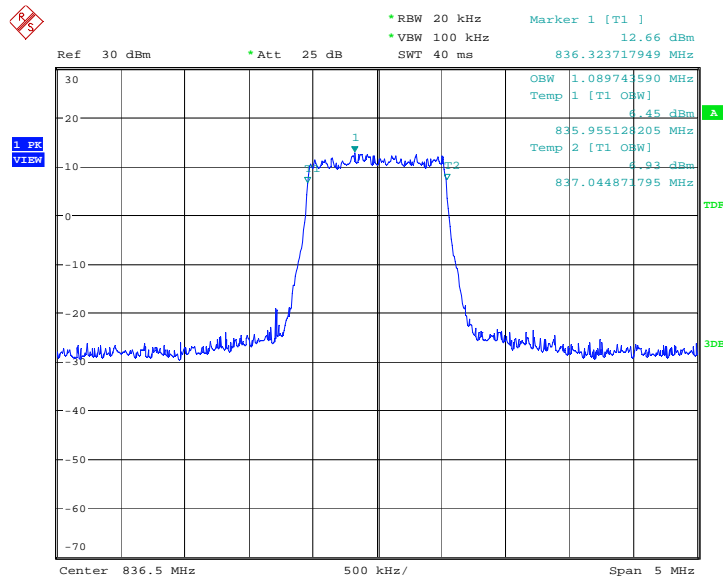
| Frequency(MHz) | Occupied Bandwidth (99%)(kHz) | |
|----------------|--------------------------------|---------|
| 836.5 | QPSK | 16QAM |
| | 1105.77 | 1089.74 |

LTE band 5, 1.4MHz Bandwidth, QPSK (99% BW)



Date: 9.JAN.2018 16:46:03

LTE band 5, 1.4MHz Bandwidth, 16QAM (99% BW)

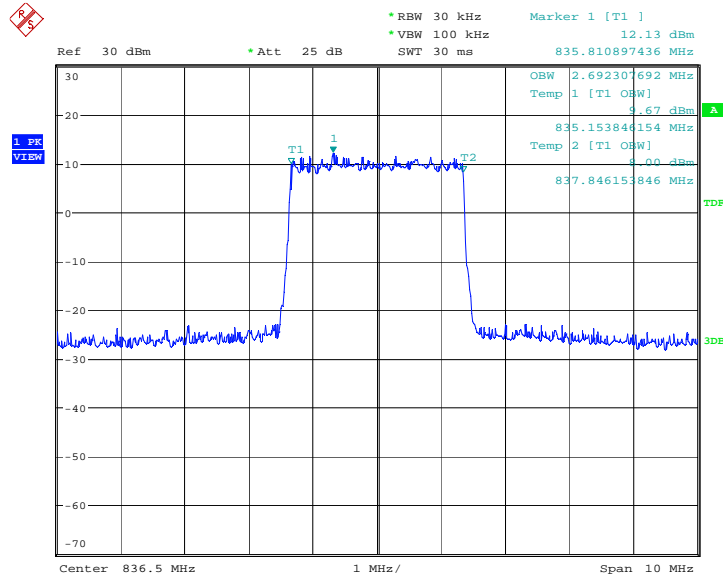


Date: 9.JAN.2018 16:46:18

LTE band 5, 3MHz (99%)

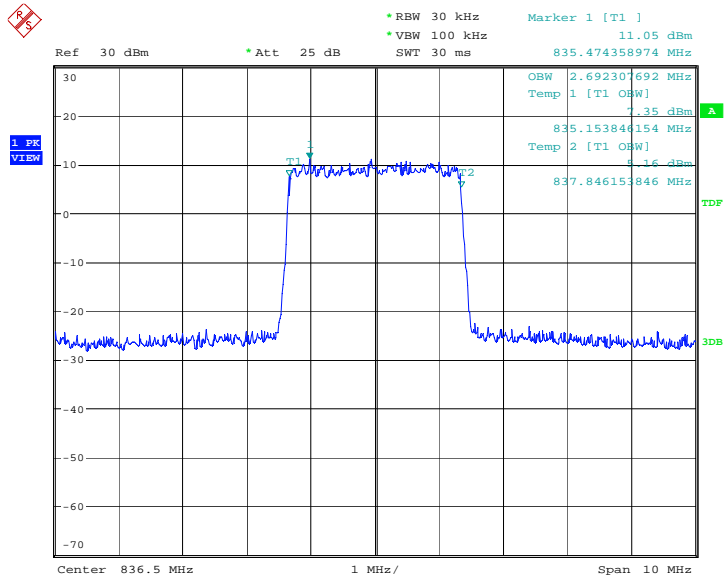
| Frequency(MHz) | Occupied Bandwidth (99%)(kHz) | |
|----------------|--------------------------------|---------|
| 836.5 | QPSK | 16QAM |
| | 2692.31 | 2692.31 |

LTE band 5, 3MHz Bandwidth, QPSK (99% BW)



Date: 9.JAN.2018 16:52:56

LTE band 5, 3MHz Bandwidth, 16QAM (99% BW)

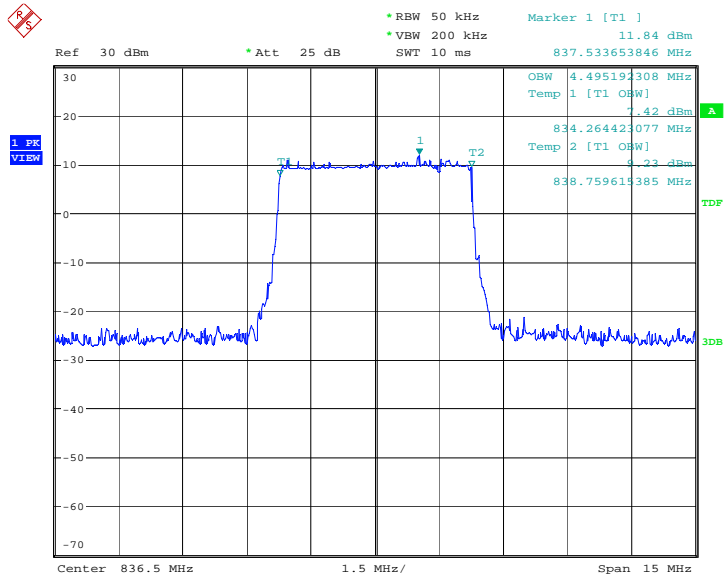


Date: 9.JAN.2018 16:53:11

LTE band 5, 5MHz (99%)

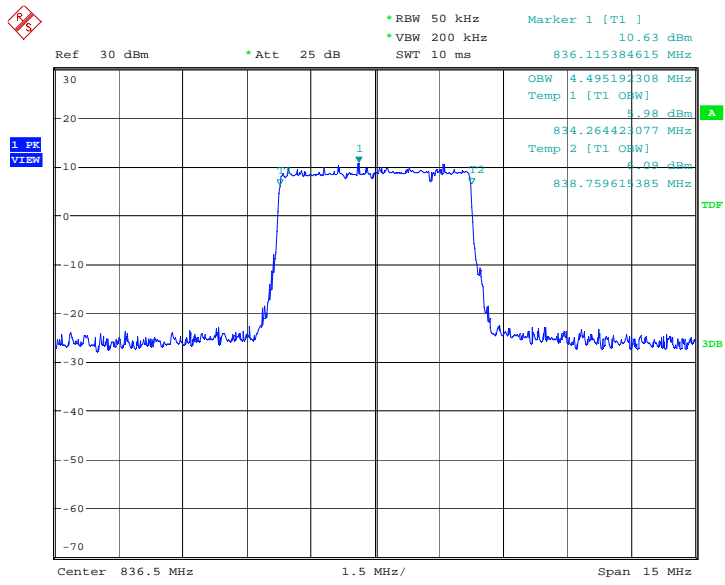
| Frequency(MHz) | Occupied Bandwidth (99%)(kHz) | |
|----------------|--------------------------------|---------|
| 836.5 | QPSK | 16QAM |
| | 4495.19 | 4495.19 |

LTE band 5, 5MHz Bandwidth, QPSK (99% BW)



Date: 9.JAN.2018 16:59:55

LTE band 5, 5MHz Bandwidth,16QAM (99% BW)

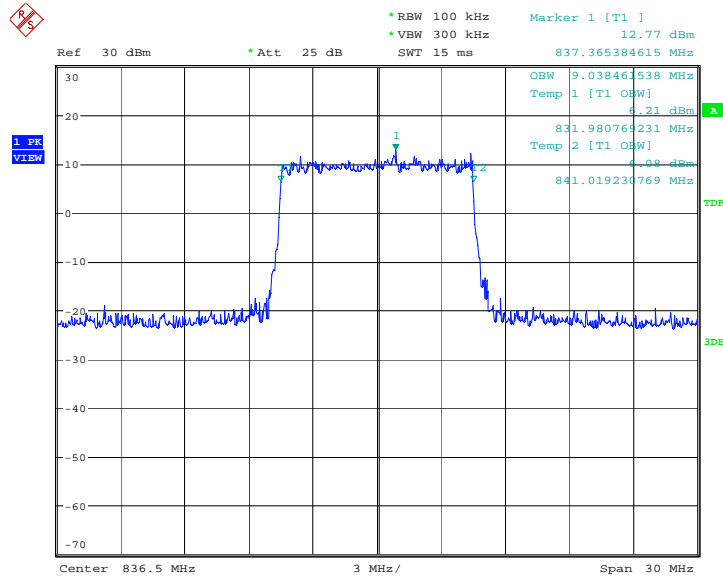


Date: 9.JAN.2018 17:00:10

LTE band 5, 10MHz (99%)

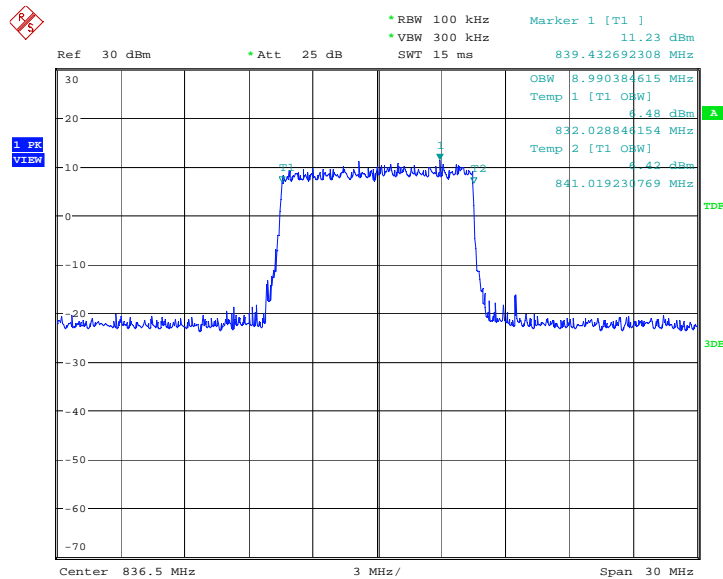
| Frequency(MHz) | Occupied Bandwidth (99%)(kHz) | |
|----------------|--------------------------------|---------|
| 836.5 | QPSK | 16QAM |
| | 9038.46 | 8990.38 |

LTE band 5, 10MHz Bandwidth, QPSK (99% BW)



Date: 9.JAN.2018 17:06:54

LTE band 5, 10MHz Bandwidth, 16QAM (99% BW)

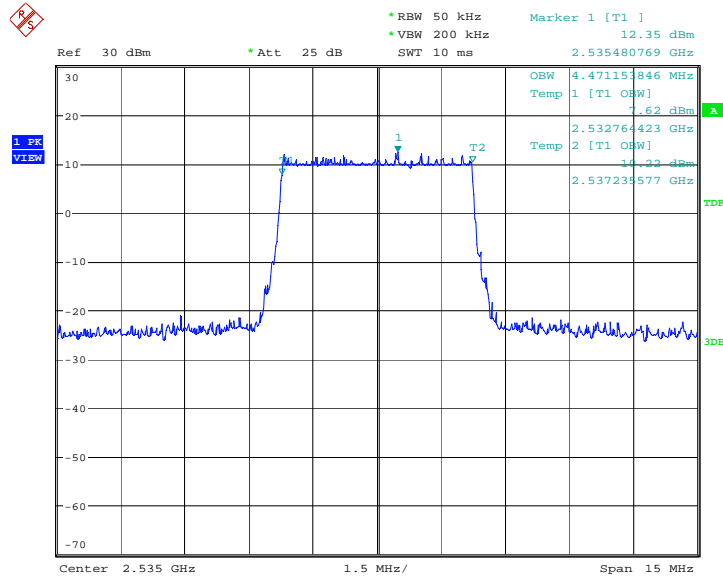


Date: 9.JAN.2018 17:07:09

LTE band 7, 5MHz (99%)

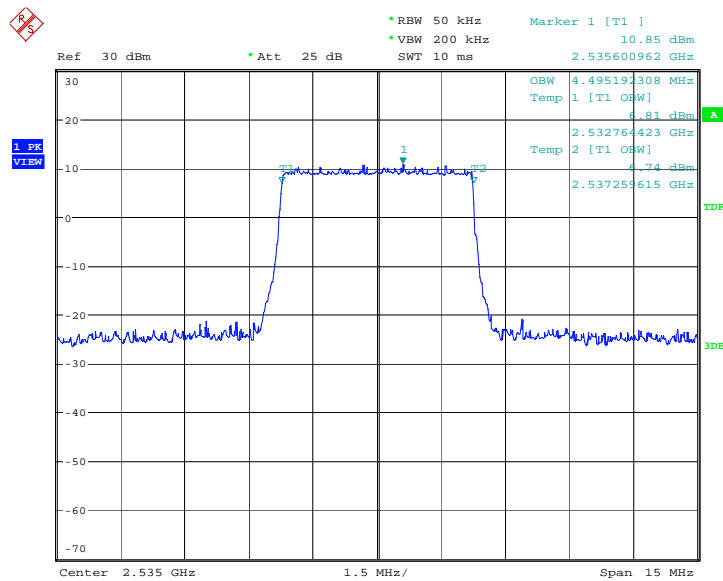
| Frequency(MHz) | Occupied Bandwidth (99%)(kHz) | |
|----------------|--------------------------------|---------|
| 2535.0 | QPSK | 16QAM |
| | 4471.15 | 4495.19 |

LTE band 7, 5MHz Bandwidth, QPSK (99% BW)



Date: 9.JAN.2018 16:02:46

LTE band 7, 5MHz Bandwidth,16QAM (99% BW)

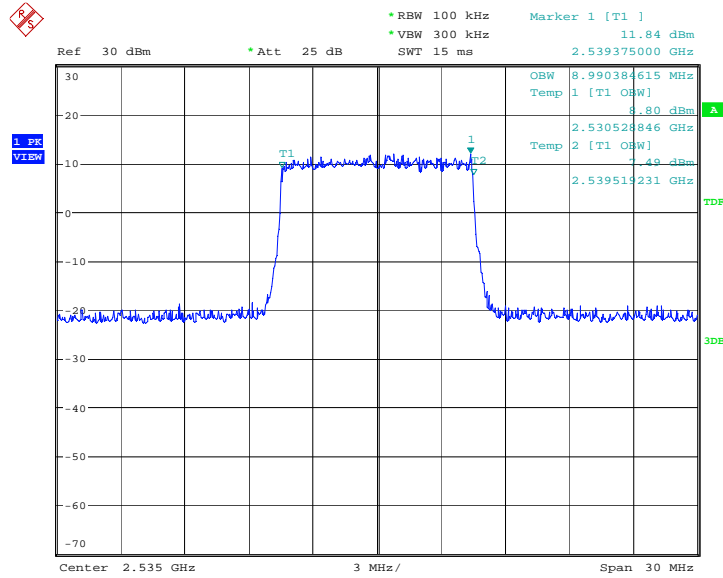


Date: 9.JAN.2018 16:03:02

LTE band 7, 10MHz (99%)

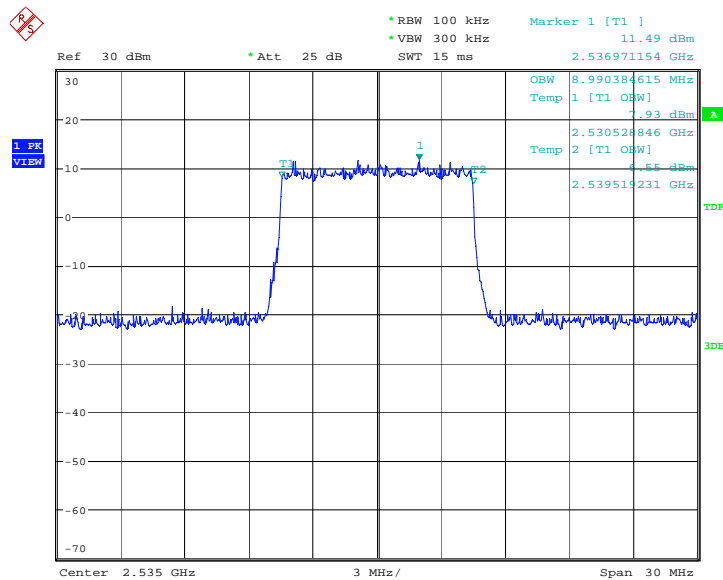
| Frequency(MHz) | Occupied Bandwidth (99%)(kHz) | |
|----------------|--------------------------------|---------|
| 2535.0 | QPSK | 16QAM |
| | 8990.38 | 8990.38 |

LTE band 7, 10MHz Bandwidth, QPSK (99% BW)



Date: 9.JAN.2018 16:09:43

LTE band 7, 10MHz Bandwidth, 16QAM (99% BW)

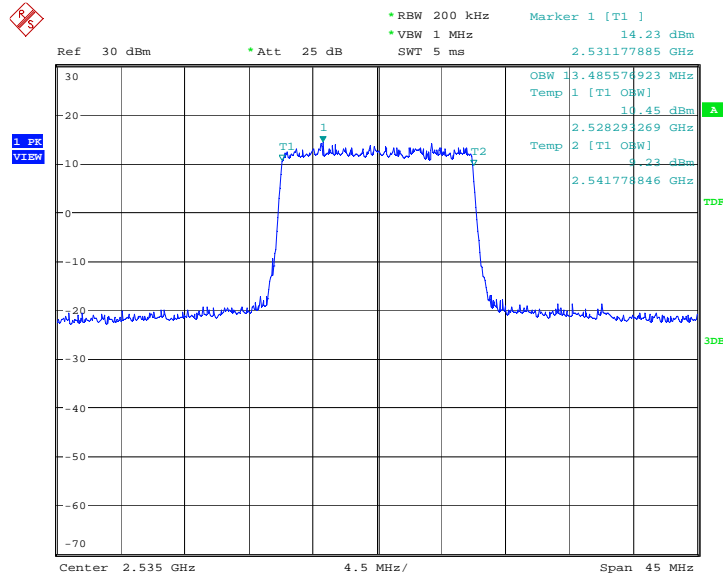


Date: 9.JAN.2018 16:09:58

LTE band 7, 15MHz (99%)

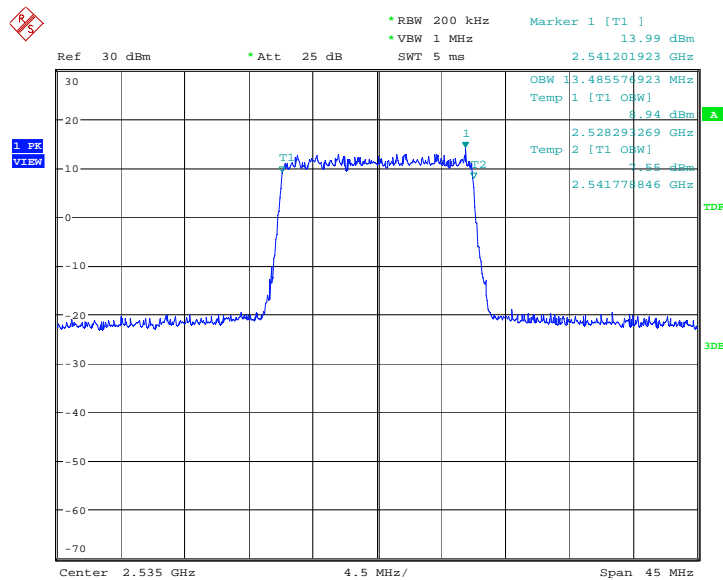
| Frequency(MHz) | Occupied Bandwidth (99%)(kHz) | |
|----------------|--------------------------------|----------|
| 2535.0 | QPSK | 16QAM |
| | 13485.58 | 13485.58 |

LTE band 7, 15MHz Bandwidth, QPSK (99% BW)



Date: 9.JAN.2018 16:17:20

LTE band 7, 15MHz Bandwidth, 16QAM (99% BW)

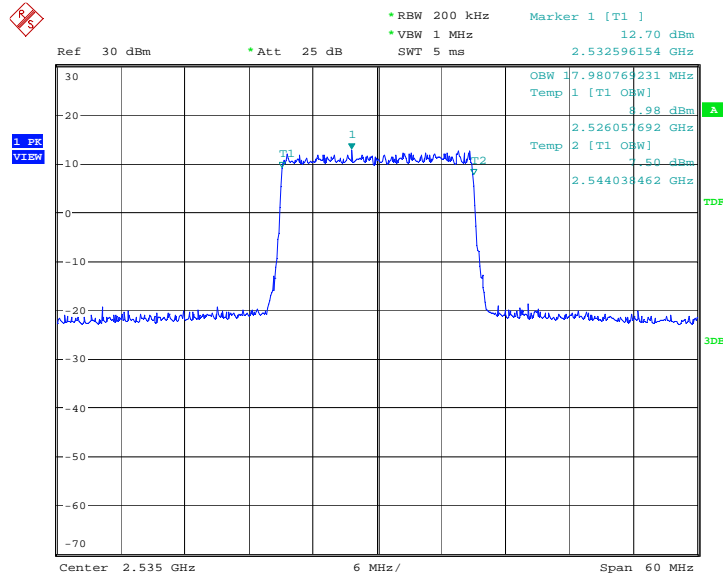


Date: 9.JAN.2018 16:17:35

LTE band 7, 20MHz (99%)

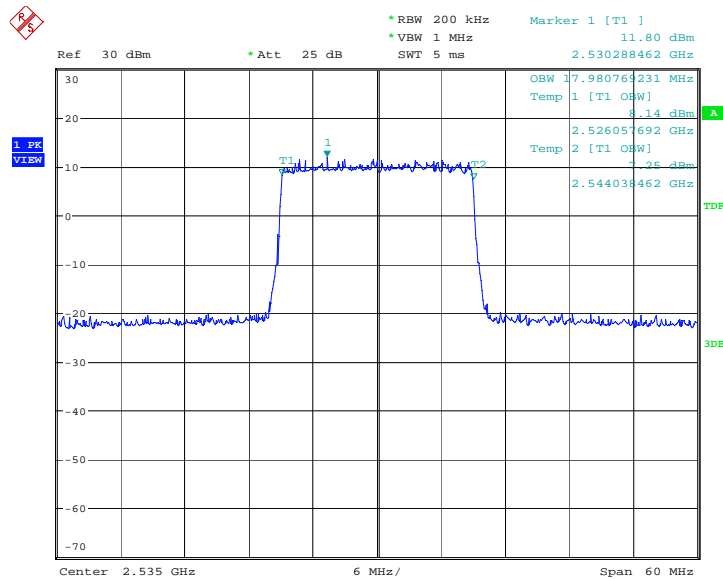
| Frequency(MHz) | Occupied Bandwidth (99%)(kHz) | |
|----------------|--------------------------------|----------|
| 2535.0 | QPSK | 16QAM |
| | 17980.77 | 17980.77 |

LTE band 7, 20MHz Bandwidth, QPSK (99% BW)



Date: 9.JAN.2018 16:25:00

LTE band 7, 20MHz Bandwidth, 16QAM (99% BW)

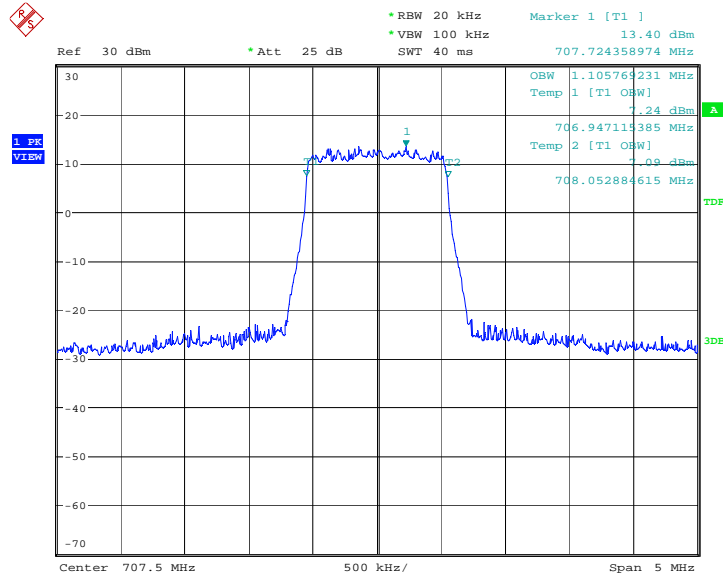


Date: 9.JAN.2018 16:25:16

LTE band 12, 1.4MHz (99%)

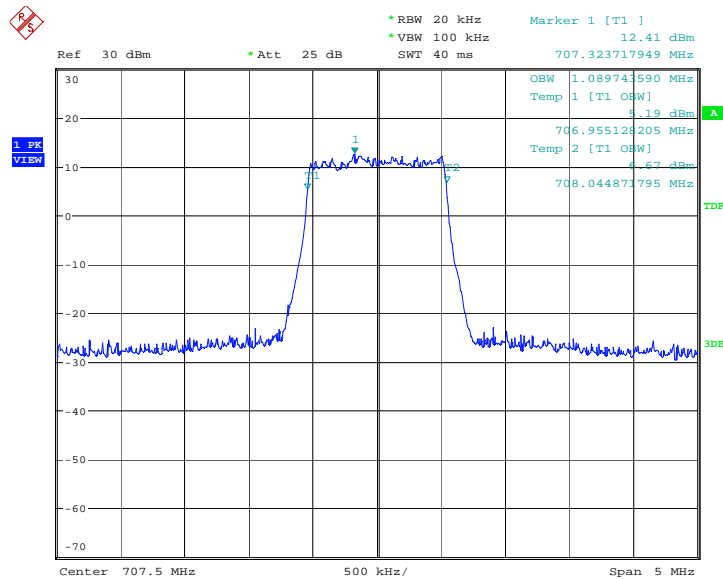
| Frequency(MHz) | Occupied Bandwidth (99%)(kHz) | |
|----------------|--------------------------------|---------|
| 707.5 | QPSK | 16QAM |
| | 1105.77 | 1089.74 |

LTE band 12, 1.4MHz Bandwidth, QPSK (99% BW)



Date: 9.JAN.2018 18:38:45

LTE band 12, 1.4MHz Bandwidth, 16QAM (99% BW)

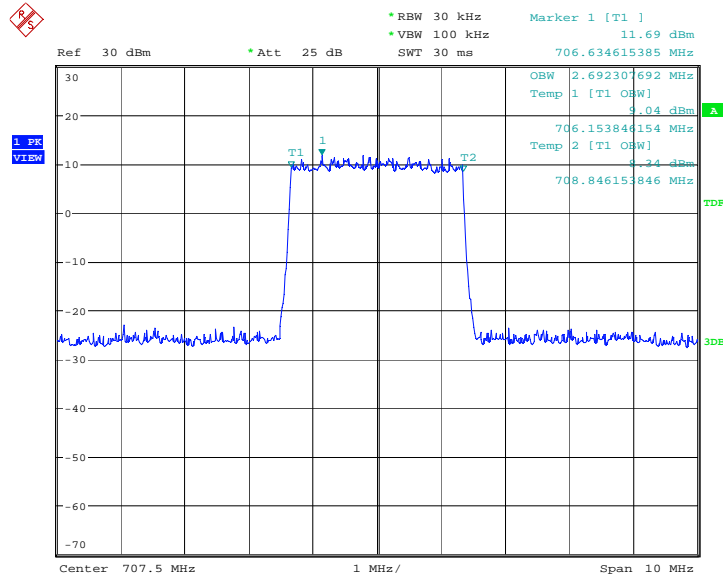


Date: 9.JAN.2018 18:38:59

LTE band 12, 3MHz (99%)

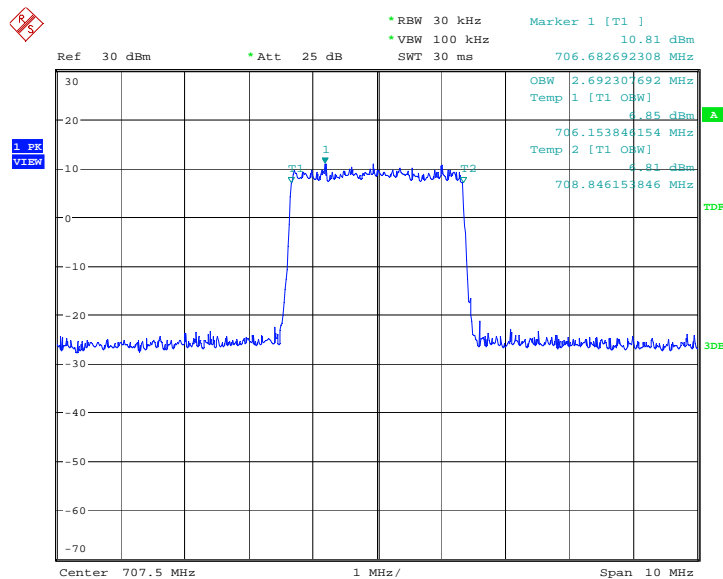
| Frequency(MHz) | Occupied Bandwidth (99%)(kHz) | |
|----------------|--------------------------------|---------|
| 707.5 | QPSK | 16QAM |
| | 2692.31 | 2692.31 |

LTE band 12, 3MHz Bandwidth, QPSK (99% BW)



Date: 9.JAN.2018 18:45:36

LTE band 12, 3MHz Bandwidth, 16QAM (99% BW)

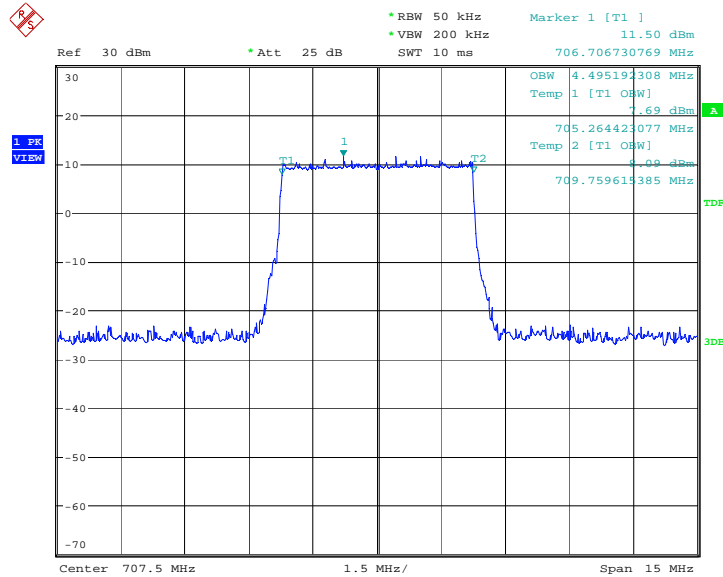


Date: 9.JAN.2018 18:45:50

LTE band 12, 5MHz (99%)

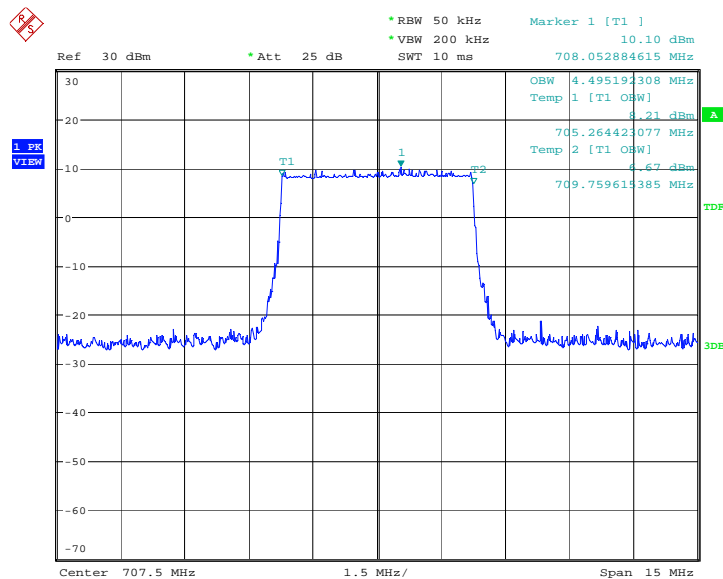
| Frequency(MHz) | Occupied Bandwidth (99%)(kHz) | |
|----------------|--------------------------------|---------|
| 707.5 | QPSK | 16QAM |
| | 4495.19 | 4495.19 |

LTE band 12, 5MHz Bandwidth, QPSK (99% BW)



Date: 9.JAN.2018 19:04:59

LTE band 12, 5MHz Bandwidth,16QAM (99% BW)

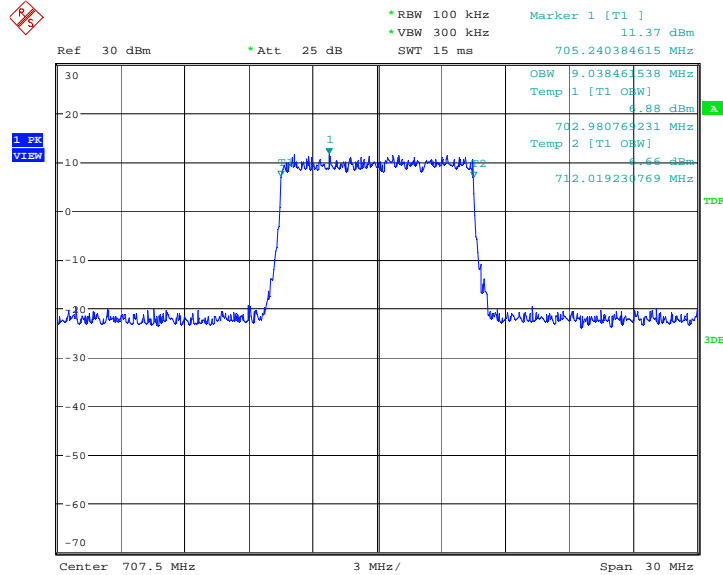


Date: 9.JAN.2018 19:20:37

LTE band 12, 10MHz (99%)

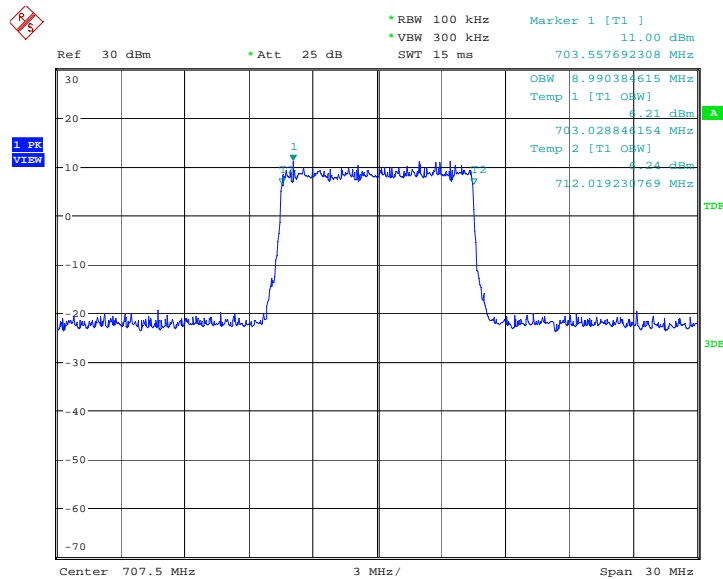
| Frequency(MHz) | Occupied Bandwidth (99%)(kHz) | |
|----------------|--------------------------------|---------|
| 707.5 | QPSK | 16QAM |
| | 9038.46 | 8990.38 |

LTE band 12, 10MHz Bandwidth, QPSK (99% BW)



Date: 9.JAN.2018 19:16:48

LTE band 12, 10MHz Bandwidth, 16QAM (99% BW)

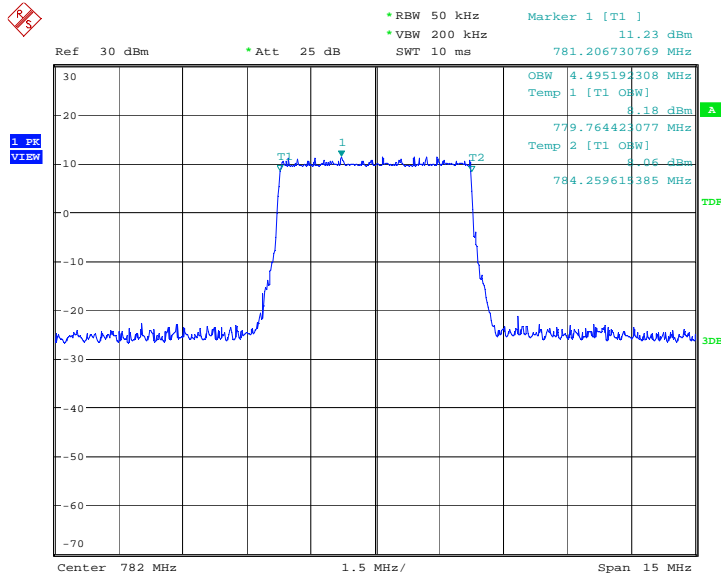


Date: 9.JAN.2018 19:23:22

LTE band 13, 5MHz (99%)

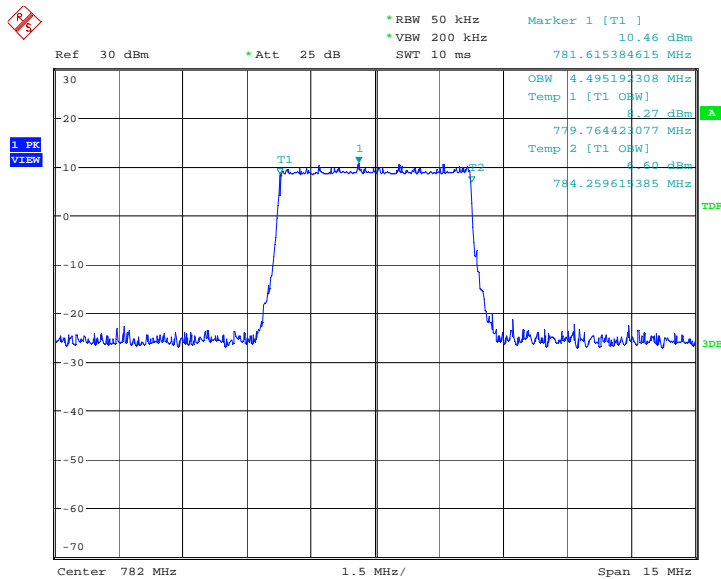
| Frequency(MHz) | Occupied Bandwidth (99%)(kHz) | |
|----------------|--------------------------------|---------|
| 782.0 | QPSK | 16QAM |
| | 4495.19 | 4495.19 |

LTE band 13, 5MHz Bandwidth, QPSK (99% BW)



Date: 9.JAN.2018 16:32:03

LTE band 13, 5MHz Bandwidth, 16QAM (99% BW)

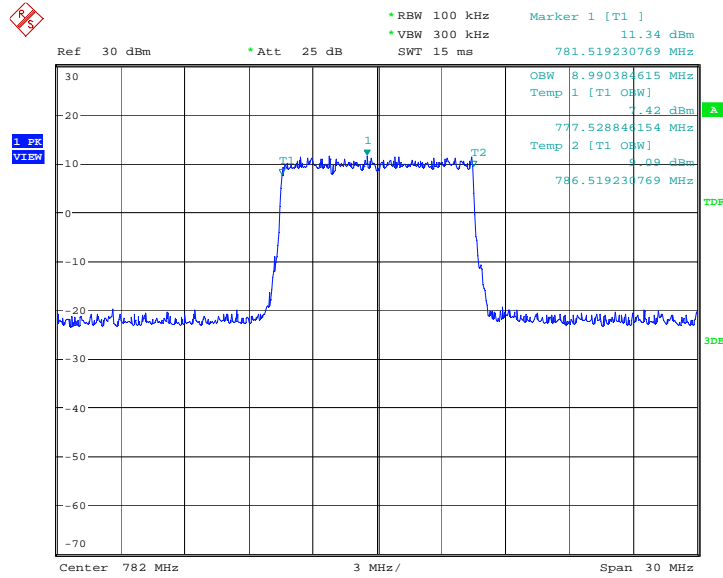


Date: 9.JAN.2018 16:32:19

LTE band 13, 10MHz (99%)

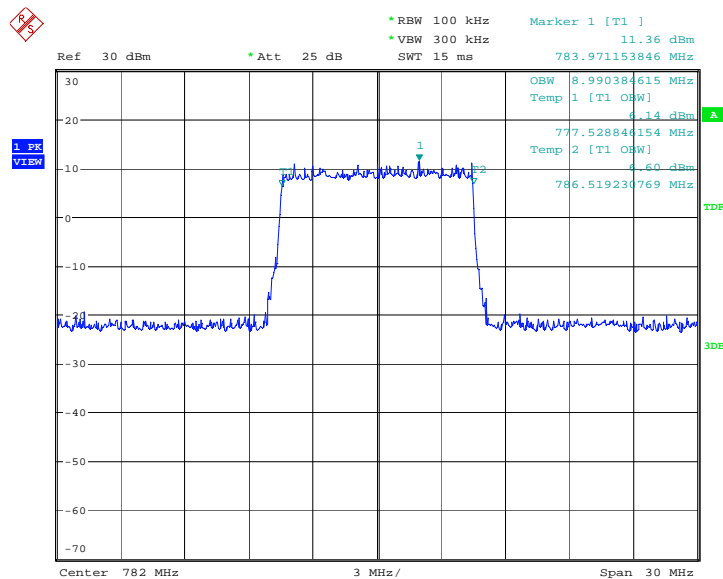
| Frequency(MHz) | Occupied Bandwidth (99%)(kHz) | |
|----------------|--------------------------------|---------|
| 782.0 | QPSK | 16QAM |
| | 8990.38 | 8990.38 |

LTE band 13, 10MHz Bandwidth, QPSK (99% BW)



Date: 9.JAN.2018 16:39:03

LTE band 13, 10MHz Bandwidth, 16QAM (99% BW)



Date: 9.JAN.2018 16:39:18

A.5 EMISSION BANDWIDTH

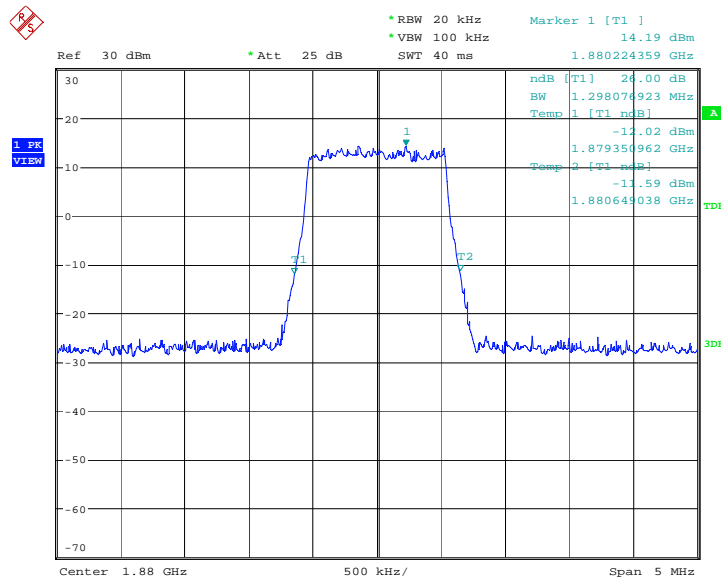
A.5.1 Emission Bandwidth Results

The emission bandwidth is defined as the width of the signal between two points, one below the carrier center frequency and one above the carrier center frequency, outside of which all emissions are attenuated at least 26 dB below the transmitter power. Table below lists the measured -26dBc BW. Spectrum analyzer plots are included on the following pages.

LTE band 2, 1.4MHz (-26dBc)

| Frequency(MHz) | Occupied Bandwidth (-26dBc)(kHz) | |
|----------------|-----------------------------------|---------|
| 1880.0 | QPSK | 16QAM |
| | 1298.08 | 1282.05 |

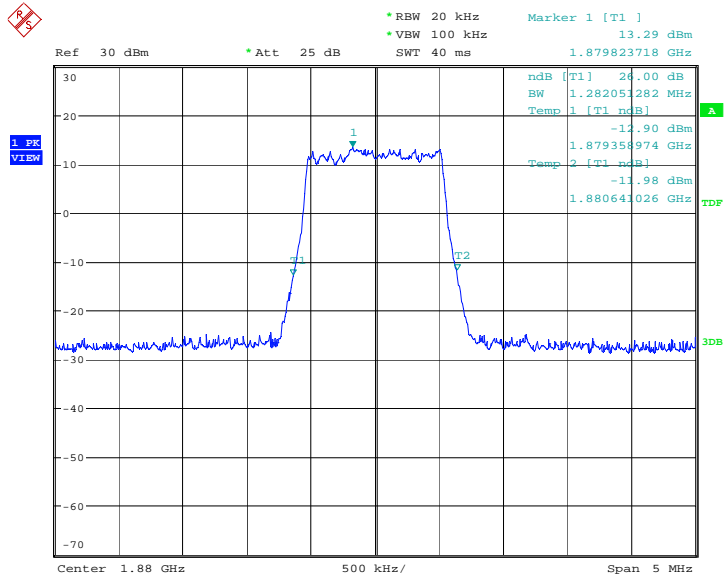
LTE band 2, 1.4MHz Bandwidth, QPSK (-26dBc BW)



Date: 9.JAN.2018 17:15:00



LTE band 2, 1.4MHz Bandwidth, 16QAM (-26dBc BW)

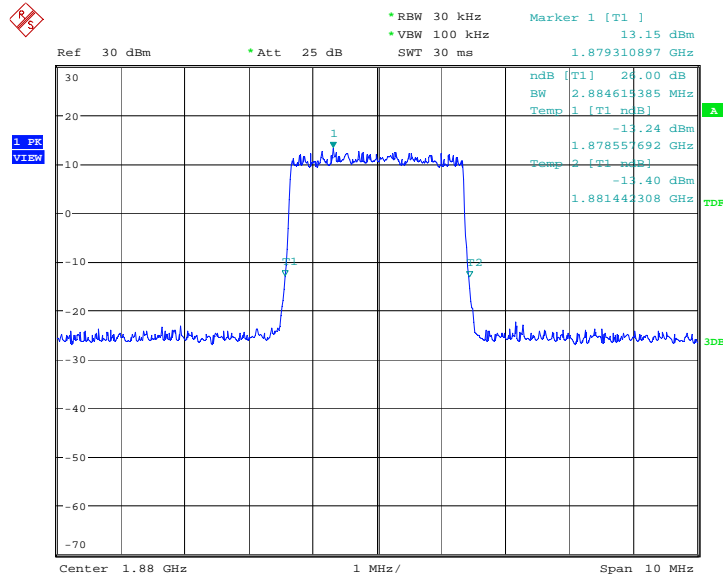


Date: 9.JAN.2018 17:15:17

LTE band 2, 3MHz (-26dBc)

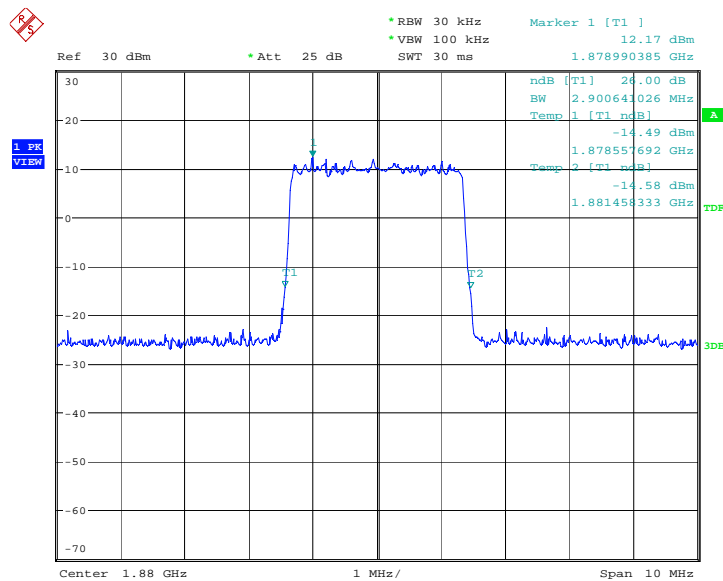
| Frequency(MHz) | Occupied Bandwidth (-26dBc)(kHz) | |
|----------------|-----------------------------------|---------|
| 1880.0 | QPSK | 16QAM |
| | 2884.62 | 2900.64 |

LTE band 2, 3MHz Bandwidth, QPSK (-26dBc BW)



Date: 9.JAN.2018 17:21:59

LTE band 2, 3MHz Bandwidth, 16QAM (-26dBc BW)

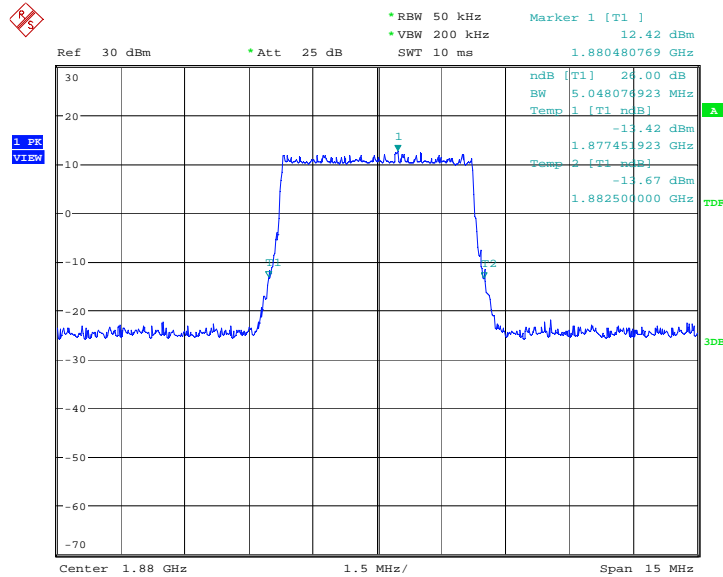


Date: 9.JAN.2018 17:22:16

LTE band 2, 5MHz (-26dBc)

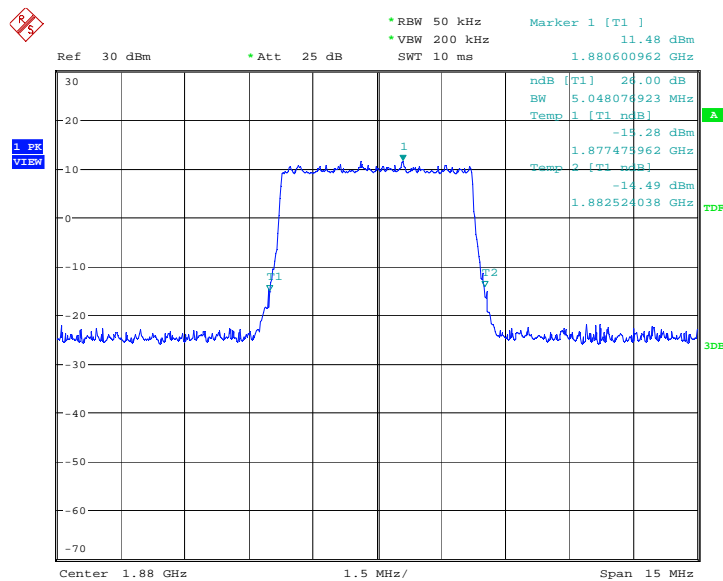
| Frequency(MHz) | Occupied Bandwidth (-26dBc)(kHz) | |
|----------------|-----------------------------------|---------|
| 1880.0 | QPSK | 16QAM |
| | 5048.08 | 5048.08 |

LTE band 2, 5MHz Bandwidth, QPSK (-26dBc BW)



Date: 9.JAN.2018 17:28:53

LTE band 2, 5MHz Bandwidth,16QAM (-26dBc BW)

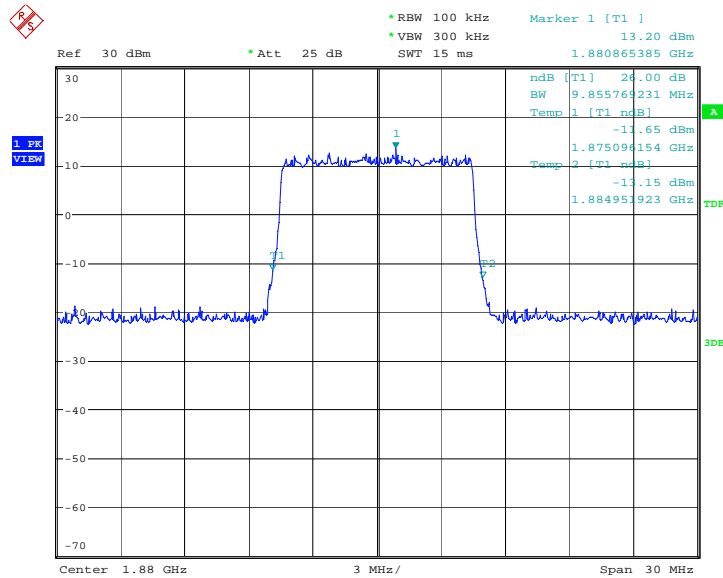


Date: 9.JAN.2018 17:29:08

LTE band 2, 10MHz (-26dBc)

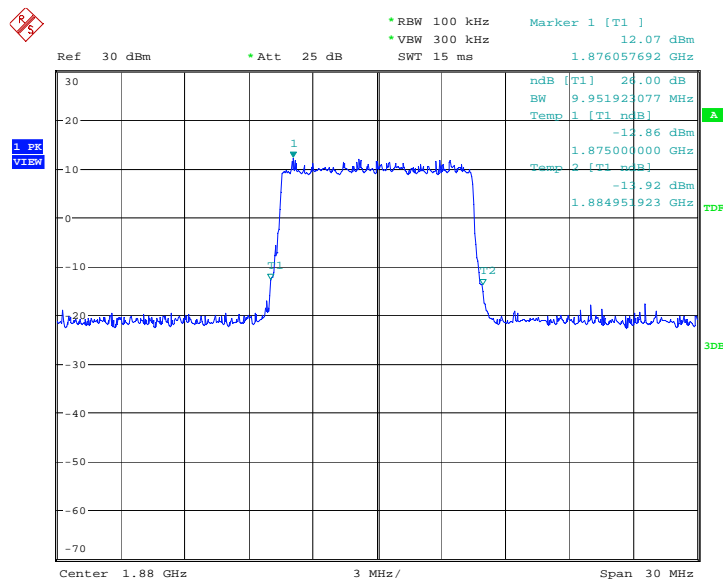
| Frequency(MHz) | Occupied Bandwidth (-26dBc)(kHz) | |
|----------------|-----------------------------------|---------|
| | 1880.0 | QPSK |
| 9855.77 | | 9951.92 |

LTE band 2, 10MHz Bandwidth, QPSK (-26dBc BW)



Date: 9.JAN.2018 17:35:44

LTE band 2, 10MHz Bandwidth, 16QAM (-26dBc BW)

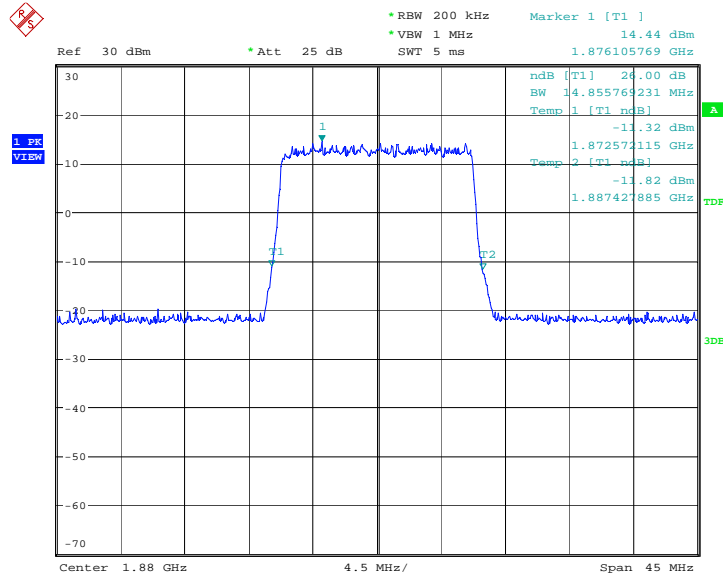


Date: 9.JAN.2018 17:35:59

LTE band 2, 15MHz (-26dBc)

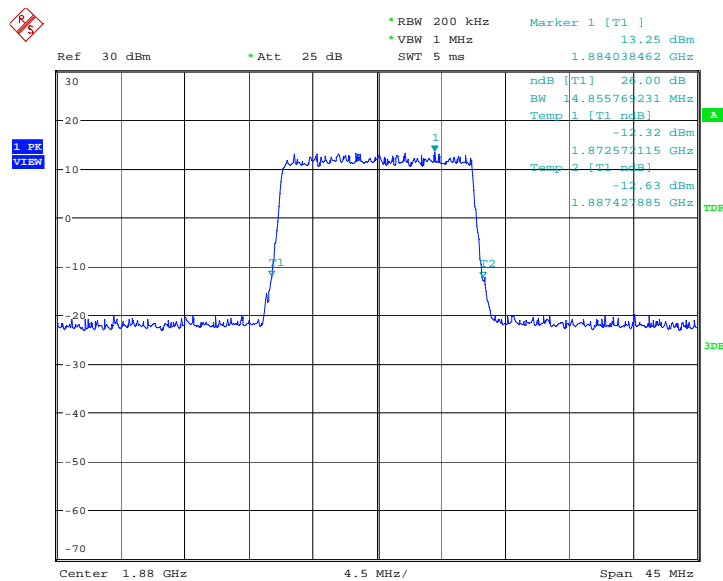
| Frequency(MHz) | Occupied Bandwidth (-26dBc)(kHz) | |
|----------------|-----------------------------------|----------|
| | 1880.0 | QPSK |
| 14855.77 | | 14855.77 |

LTE band 2, 15MHz Bandwidth, QPSK (-26dBc BW)



Date: 9.JAN.2018 17:43:12

LTE band 2, 15MHz Bandwidth, 16QAM (-26dBc BW)

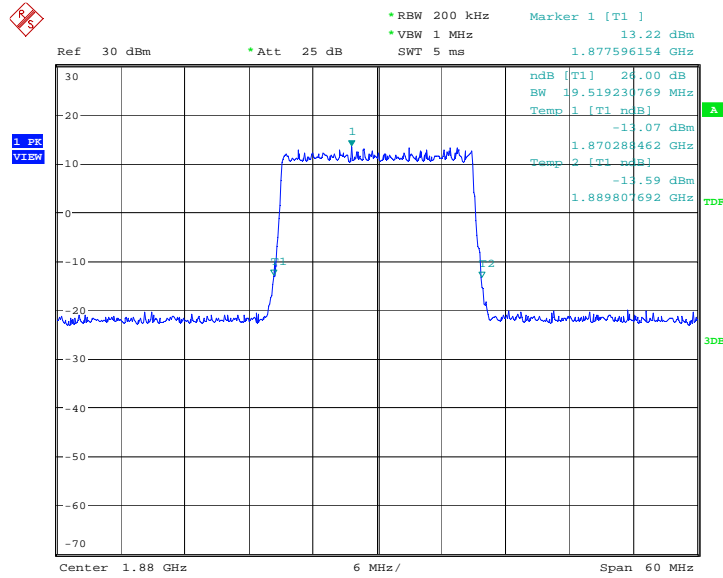


Date: 9.JAN.2018 17:43:27

LTE band 2, 20MHz (-26dBc)

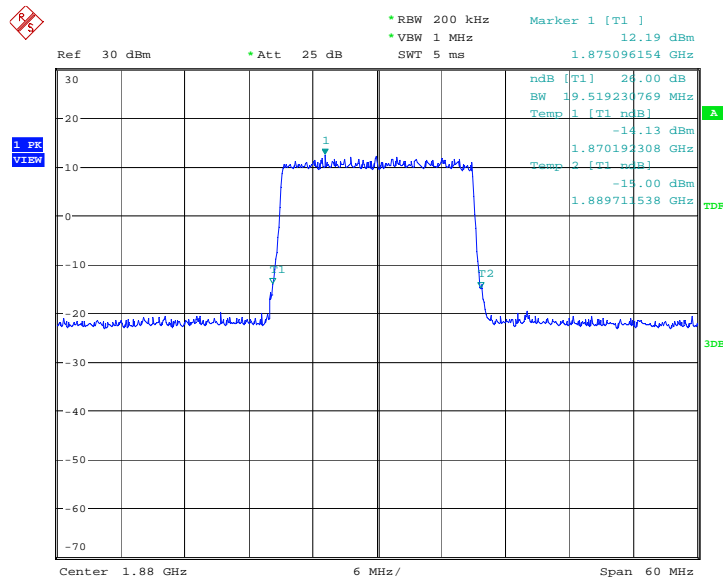
| Frequency(MHz) | Occupied Bandwidth (-26dBc)(kHz) | |
|----------------|-----------------------------------|----------|
| | 1880.0 | QPSK |
| 19519.23 | | 19519.23 |

LTE band 2, 20MHz Bandwidth, QPSK (-26dBc BW)



Date: 9.JAN.2018 17:50:43

LTE band 2, 20MHz Bandwidth, 16QAM (-26dBc BW)

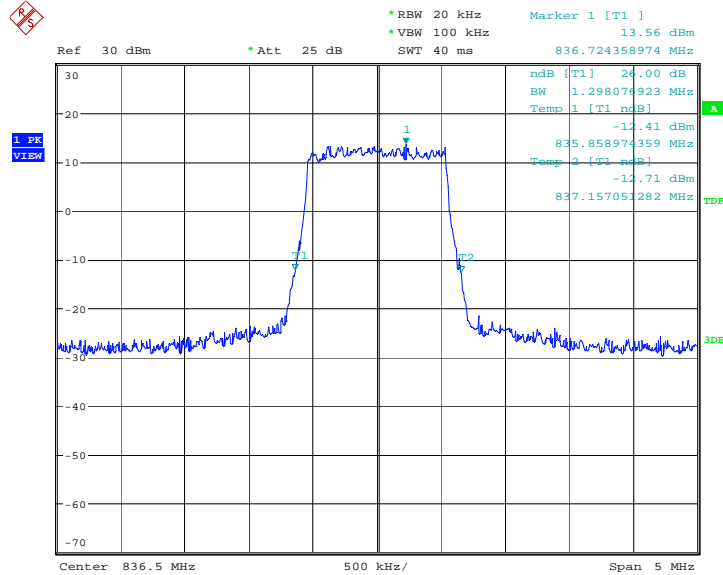


Date: 9.JAN.2018 17:50:59

LTE band 5, 1.4MHz (-26dBc)

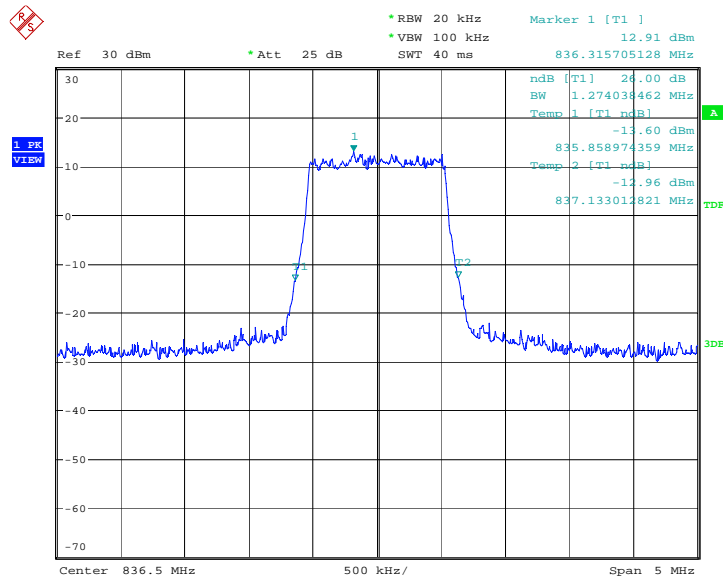
| Frequency(MHz) | Occupied Bandwidth (-26dBc)(kHz) | |
|----------------|-----------------------------------|---------|
| 836.5 | QPSK | 16QAM |
| | 1298.08 | 1274.04 |

LTE band 5, 1.4MHz Bandwidth, QPSK (-26dBc BW)



Date: 9.JAN.2018 16:47:11

LTE band 5, 1.4MHz Bandwidth, 16QAM (-26dBc BW)

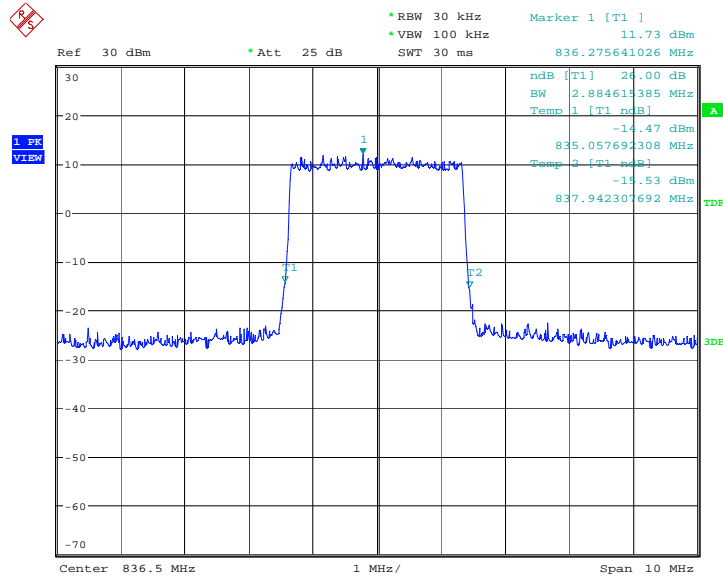


Date: 9.JAN.2018 16:47:28

LTE band 5, 3MHz (-26dBc)

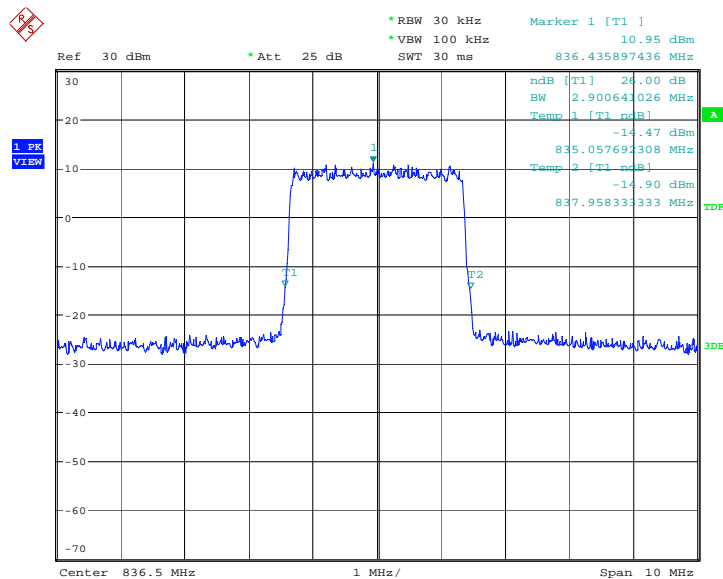
| Frequency(MHz) | Occupied Bandwidth (-26dBc)(kHz) | |
|----------------|-----------------------------------|---------|
| 836.5 | QPSK | 16QAM |
| | 2884.62 | 2900.64 |

LTE band 5, 3MHz Bandwidth, QPSK (-26dBc BW)



Date: 9.JAN.2018 16:54:06

LTE band 5, 3MHz Bandwidth, 16QAM (-26dBc BW)

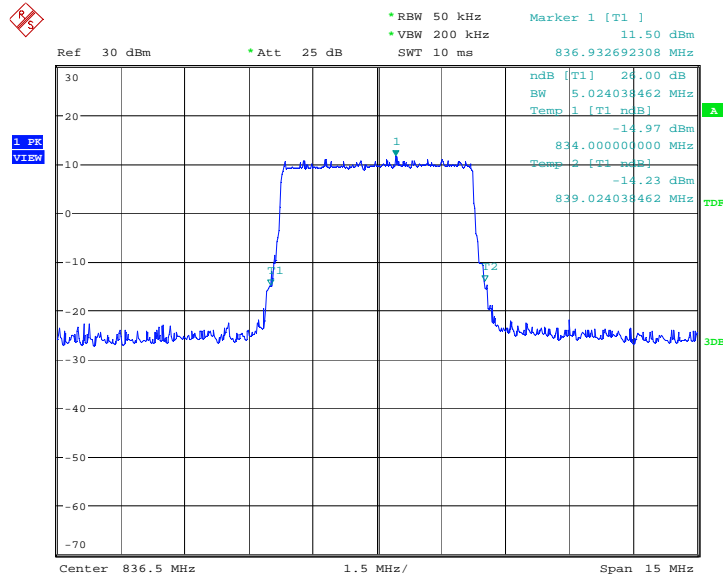


Date: 9.JAN.2018 16:54:23

LTE band 5, 5MHz (-26dBc)

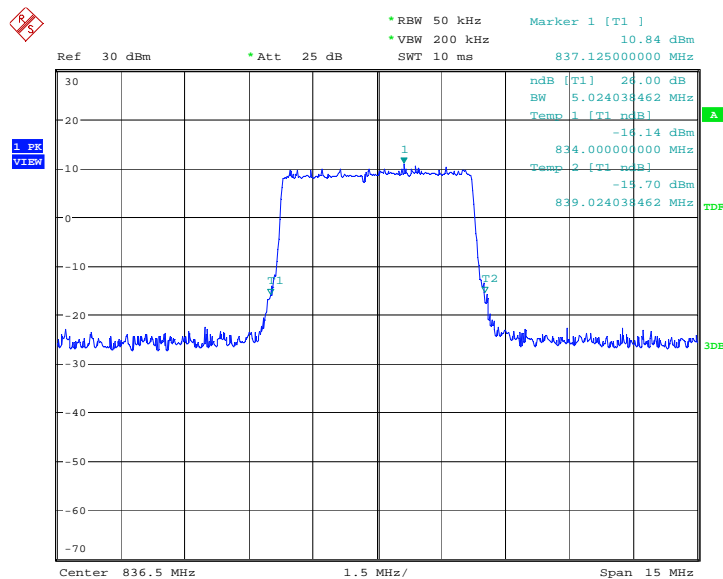
| Frequency(MHz) | Occupied Bandwidth (-26dBc)(kHz) | |
|----------------|-----------------------------------|---------|
| 836.5 | QPSK | 16QAM |
| | 5024.04 | 5024.04 |

LTE band 5, 5MHz Bandwidth, QPSK (-26dBc BW)



Date: 9.JAN.2018 17:01:05

LTE band 5, 5MHz Bandwidth,16QAM (-26dBc BW)

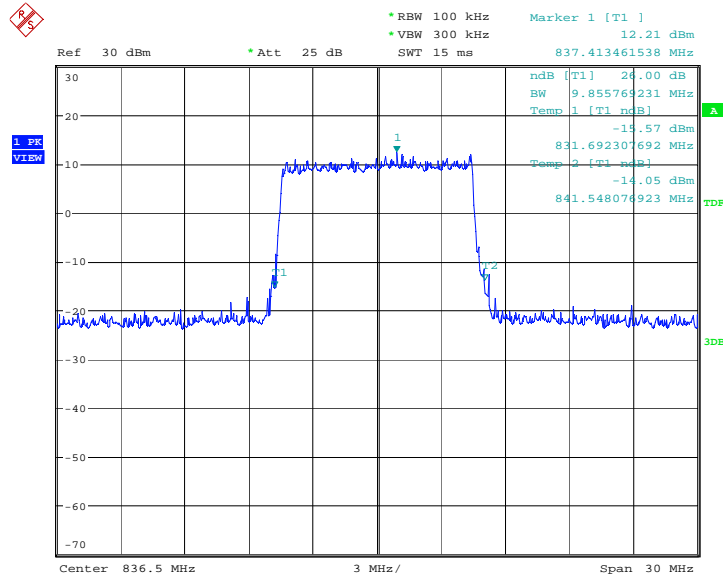


Date: 9.JAN.2018 17:01:22

LTE band 5, 10MHz (-26dBc)

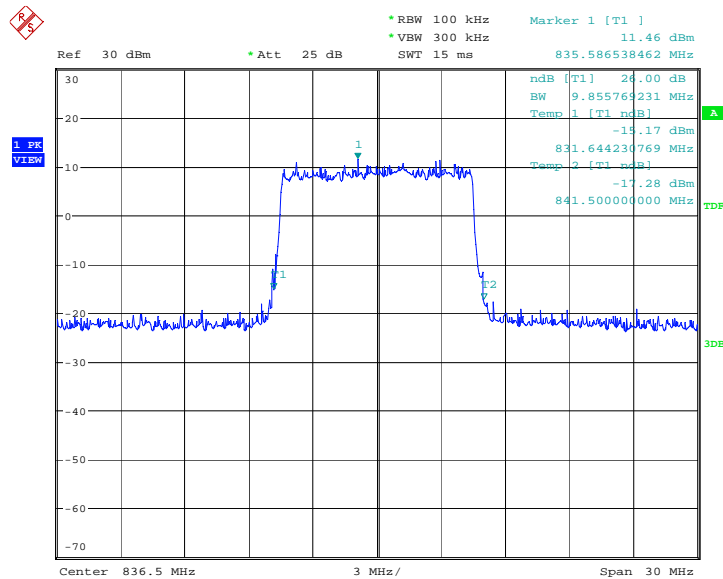
| Frequency(MHz) | Occupied Bandwidth (-26dBc)(kHz) | |
|----------------|-----------------------------------|---------|
| 836.5 | QPSK | 16QAM |
| | 9855.77 | 9855.77 |

LTE band 5, 10MHz Bandwidth, QPSK (-26dBc BW)



Date: 9.JAN.2018 17:08:02

LTE band 5, 10MHz Bandwidth, 16QAM (-26dBc BW)

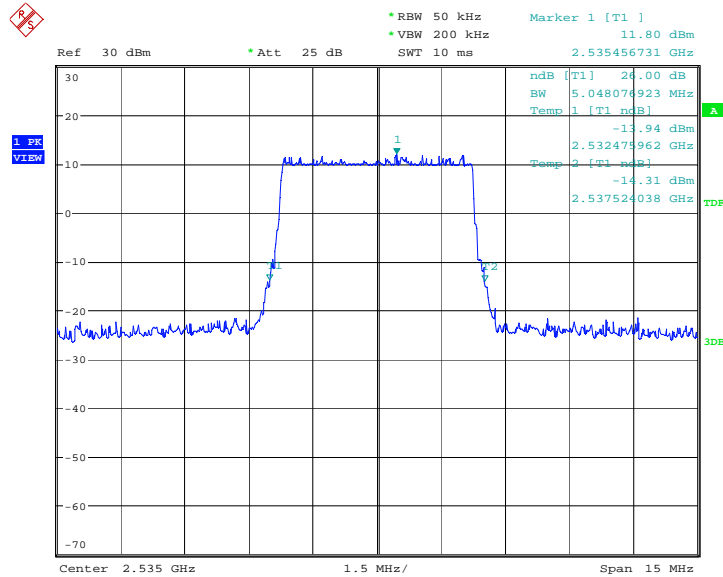


Date: 9.JAN.2018 17:08:19

LTE band 7, 5MHz (-26dBc)

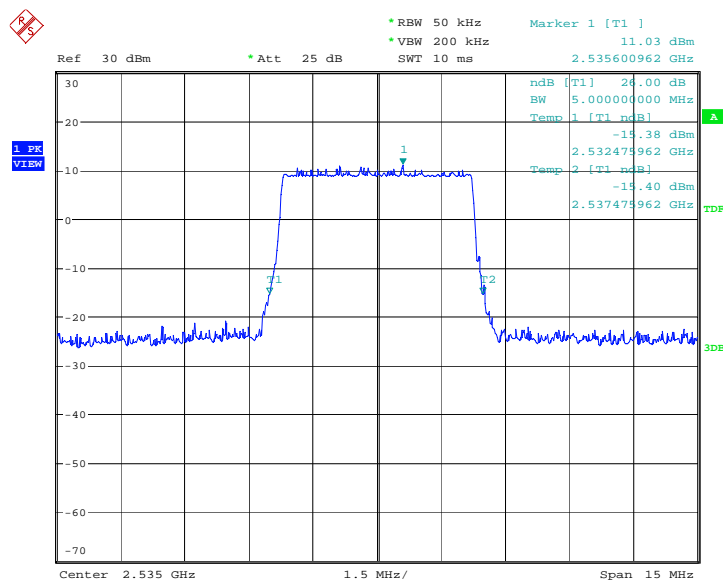
| Frequency(MHz) | Occupied Bandwidth (-26dBc)(kHz) | |
|----------------|-----------------------------------|---------|
| | 2535.0 | QPSK |
| | 5048.08 | 5000.00 |

LTE band 7, 5MHz Bandwidth, QPSK (-26dBc BW)



Date: 9.JAN.2018 16:03:57

LTE band 7, 5MHz Bandwidth,16QAM (-26dBc BW)

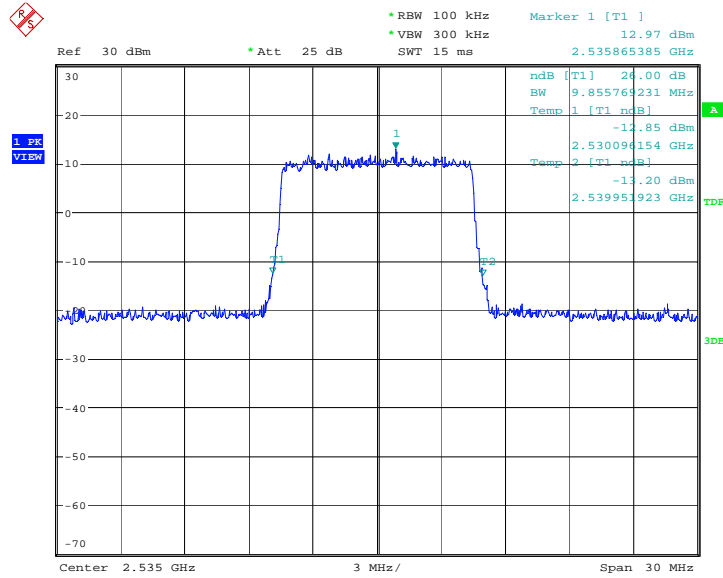


Date: 9.JAN.2018 16:04:14

LTE band 7, 10MHz (-26dBc)

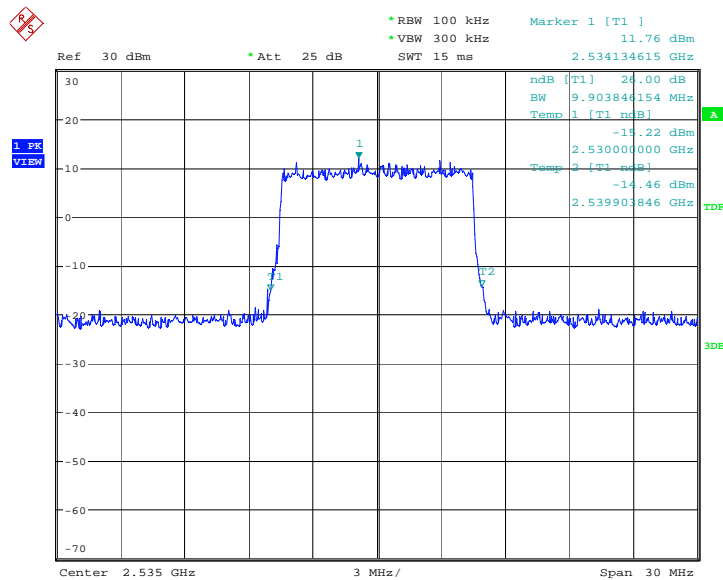
| Frequency(MHz) | Occupied Bandwidth (-26dBc)(kHz) | |
|----------------|-----------------------------------|---------|
| 2535.0 | QPSK | 16QAM |
| | 9855.77 | 9903.85 |

LTE band 7, 10MHz Bandwidth, QPSK (-26dBc BW)



Date: 9.JAN.2018 16:10:54

LTE band 7, 10MHz Bandwidth, 16QAM (-26dBc BW)

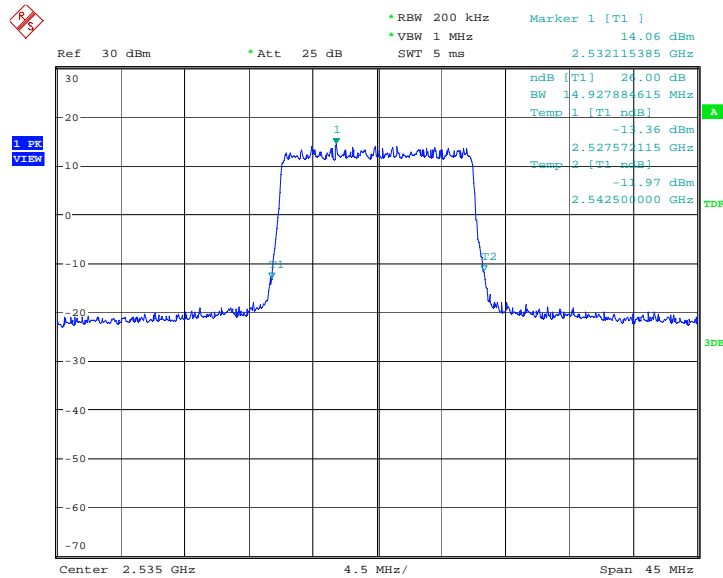


Date: 9.JAN.2018 16:11:11

LTE band 7, 15MHz (-26dBc)

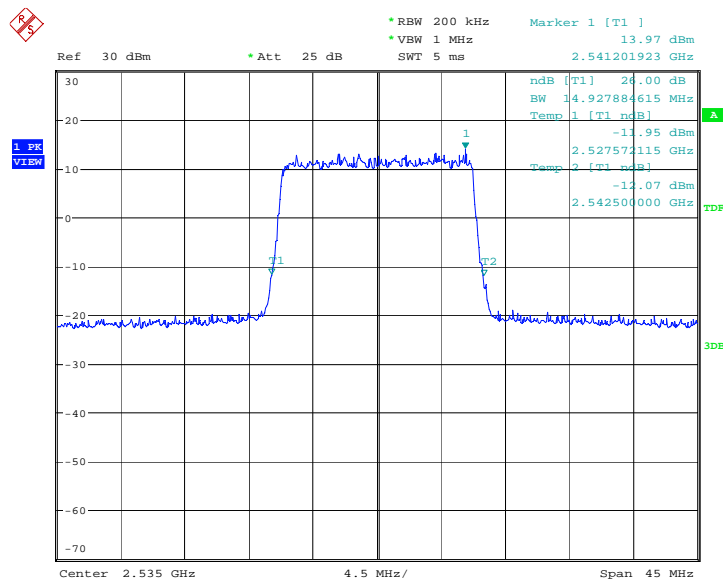
| Frequency(MHz) | Occupied Bandwidth (-26dBc)(kHz) | |
|----------------|-----------------------------------|----------|
| 2535.0 | QPSK | 16QAM |
| | 14927.88 | 14927.88 |

LTE band 7, 15MHz Bandwidth, QPSK (-26dBc BW)



Date: 9.JAN.2018 16:18:30

LTE band 7, 15MHz Bandwidth, 16QAM (-26dBc BW)

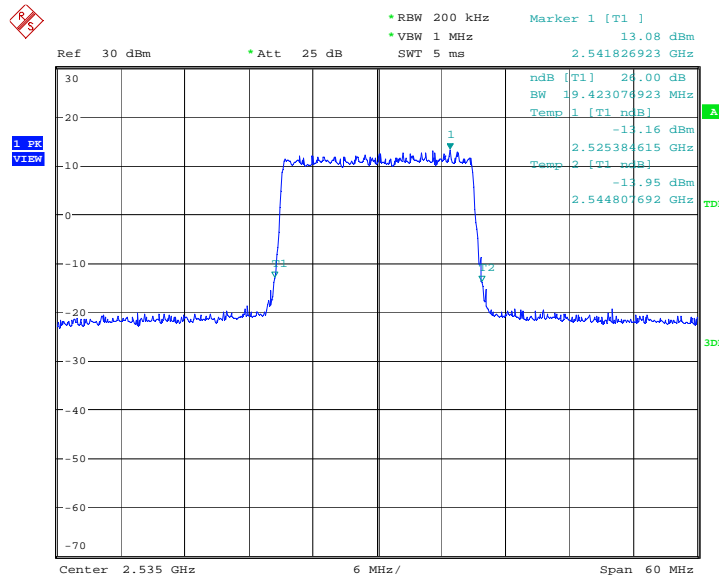


Date: 9.JAN.2018 16:18:47

LTE band 7, 20MHz (-26dBc)

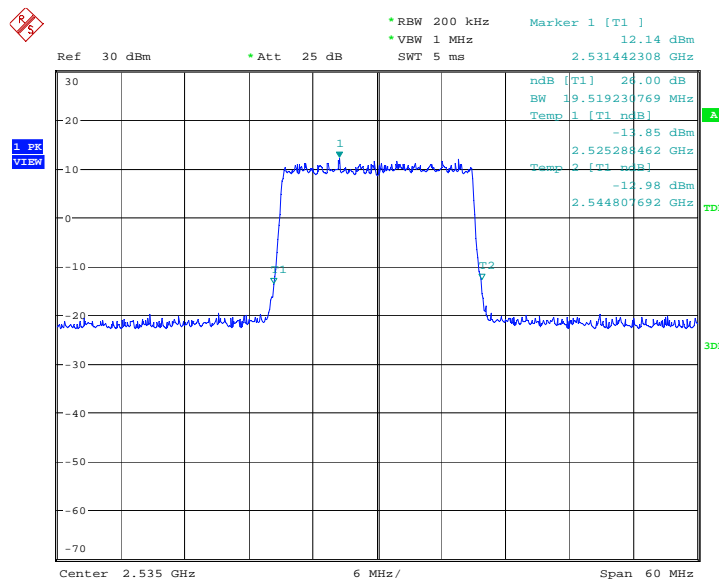
| Frequency(MHz) | Occupied Bandwidth (-26dBc)(kHz) | |
|----------------|-----------------------------------|----------|
| 2535.0 | QPSK | 16QAM |
| | 19423.08 | 19519.23 |

LTE band 7, 20MHz Bandwidth, QPSK (-26dBc BW)



Date: 9.JAN.2018 16:26:11

LTE band 7, 20MHz Bandwidth, 16QAM (-26dBc BW)

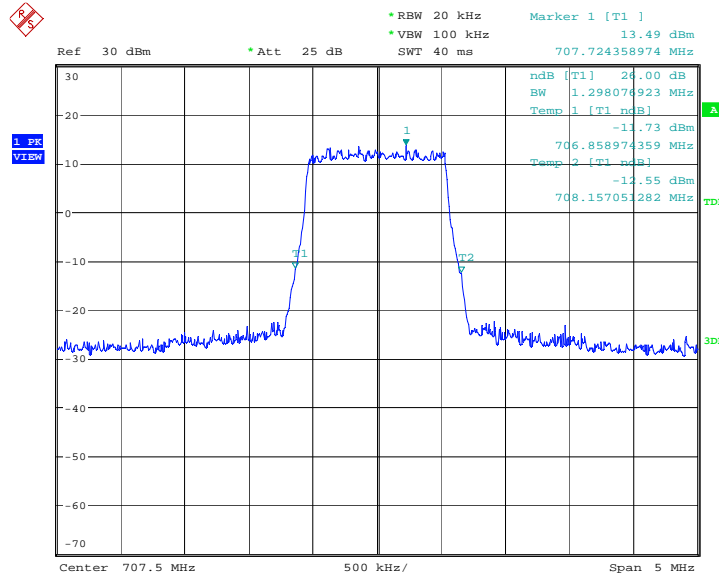


Date: 9.JAN.2018 16:26:28

LTE band 12, 1.4MHz (-26dBc)

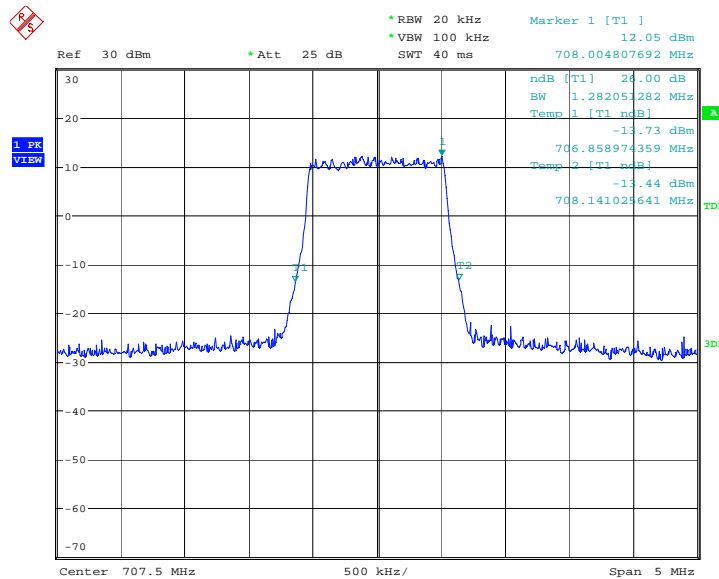
| Frequency(MHz) | Occupied Bandwidth (-26dBc)(kHz) | |
|----------------|-----------------------------------|---------|
| | 707.5 | QPSK |
| 1298.08 | | 1282.05 |

LTE band 12, 1.4MHz Bandwidth, QPSK (-26dBc BW)



Date: 9.JAN.2018 18:39:53

LTE band 12, 1.4MHz Bandwidth, 16QAM (-26dBc BW)

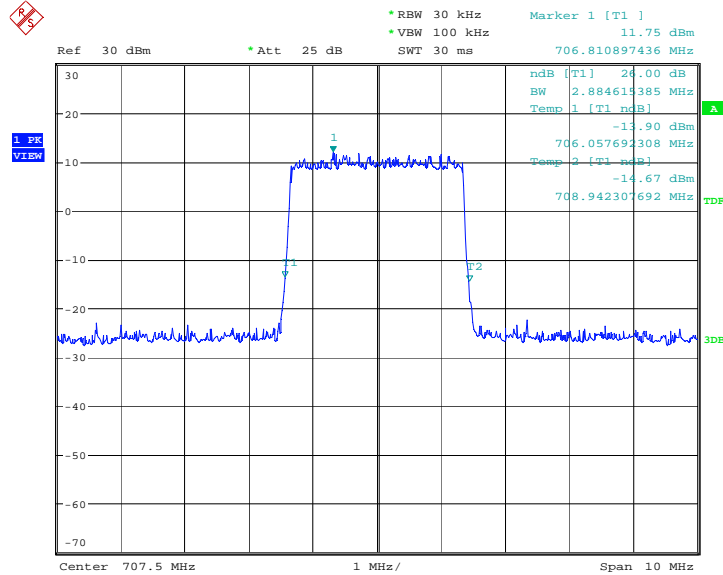


Date: 9.JAN.2018 18:40:08

LTE band 12, 3MHz (-26dBc)

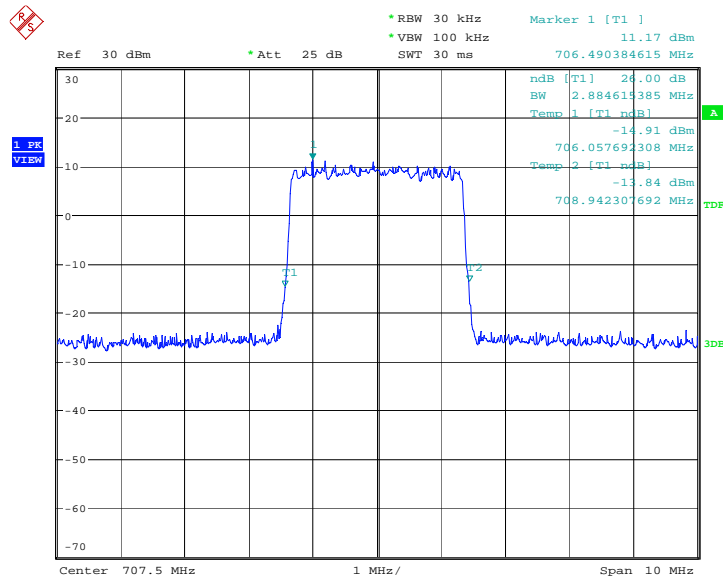
| Frequency(MHz) | Occupied Bandwidth (-26dBc)(kHz) | |
|----------------|-----------------------------------|---------|
| 707.5 | QPSK | 16QAM |
| | 2884.62 | 2884.62 |

LTE band 12, 3MHz Bandwidth, QPSK (-26dBc BW)



Date: 9.JAN.2018 18:46:44

LTE band 12, 3MHz Bandwidth, 16QAM (-26dBc BW)

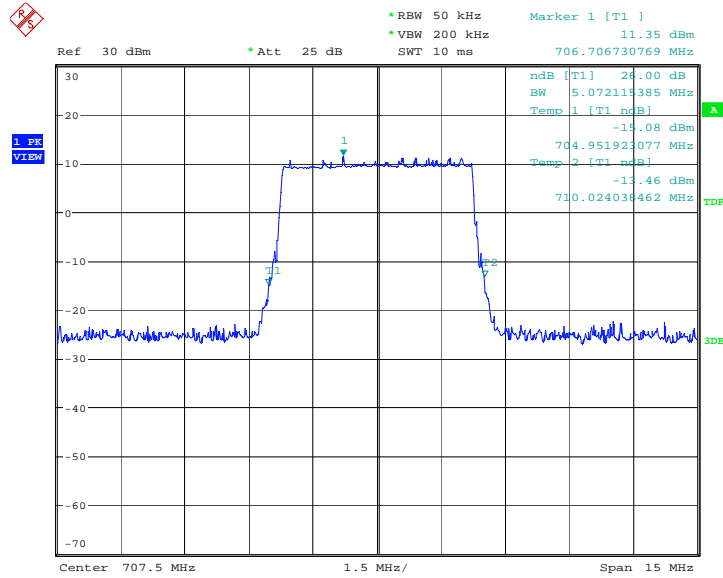


Date: 9.JAN.2018 18:46:59

LTE band 12, 5MHz (-26dBc)

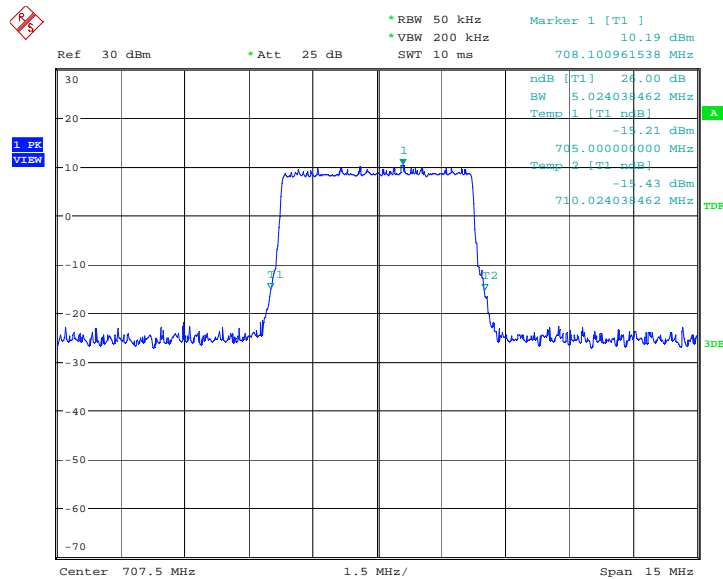
| Frequency(MHz) | Occupied Bandwidth (-26dBc)(kHz) | |
|----------------|-----------------------------------|---------|
| | 707.5 | QPSK |
| 5072.12 | | 5024.04 |

LTE band 12, 5MHz Bandwidth, QPSK (-26dBc BW)



Date: 9.JAN.2018 19:05:54

LTE band 12, 5MHz Bandwidth,16QAM (-26dBc BW)

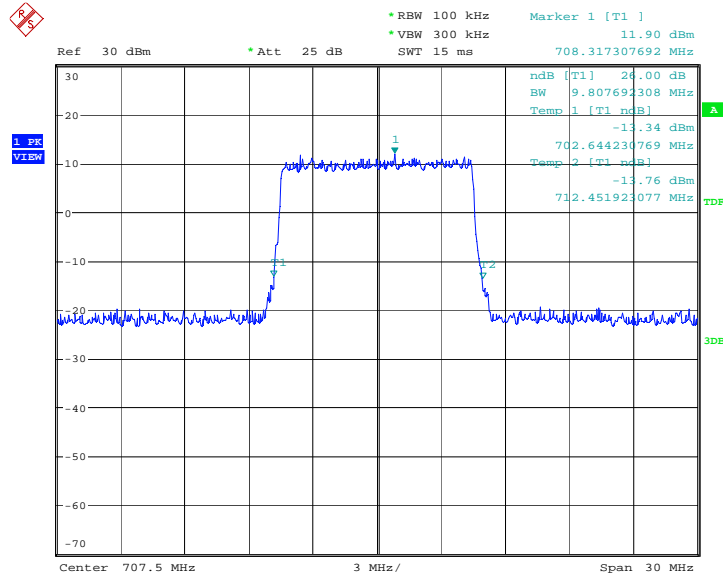


Date: 9.JAN.2018 19:21:32

LTE band 12, 10MHz (-26dBc)

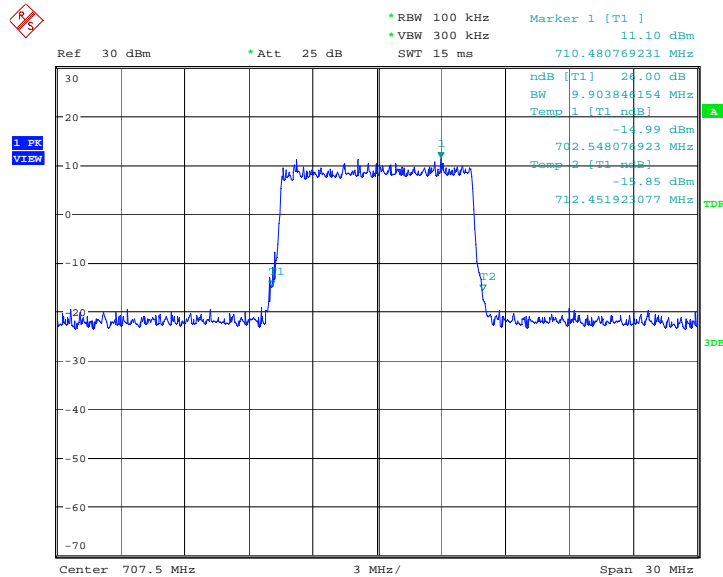
| Frequency(MHz) | Occupied Bandwidth (-26dBc)(kHz) | |
|----------------|-----------------------------------|---------|
| | 707.5 | QPSK |
| 9807.69 | | 9903.85 |

LTE band 12, 10MHz Bandwidth, QPSK (-26dBc BW)



Date: 9.JAN.2018 19:17:43

LTE band 12, 10MHz Bandwidth, 16QAM (-26dBc BW)

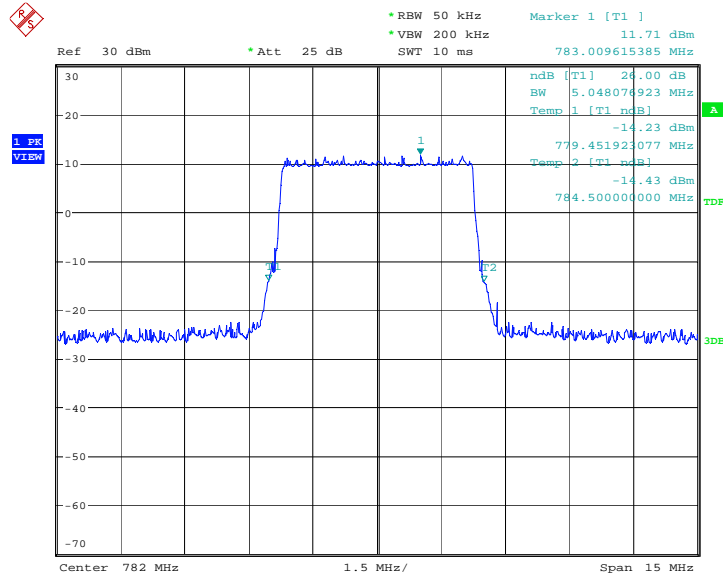


Date: 9.JAN.2018 19:24:16

LTE band 13, 5MHz (-26dBc)

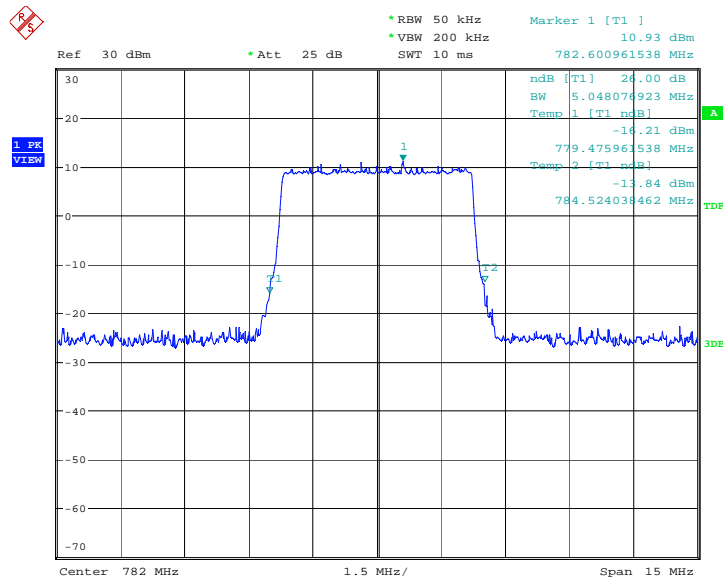
| Frequency(MHz) | Occupied Bandwidth (-26dBc)(kHz) | |
|----------------|-----------------------------------|---------|
| 782.0 | QPSK | 16QAM |
| | 5048.08 | 5048.08 |

LTE band 13, 5MHz Bandwidth, QPSK (-26dBc BW)



Date: 9.JAN.2018 16:33:14

LTE band 13, 5MHz Bandwidth,16QAM (-26dBc BW)



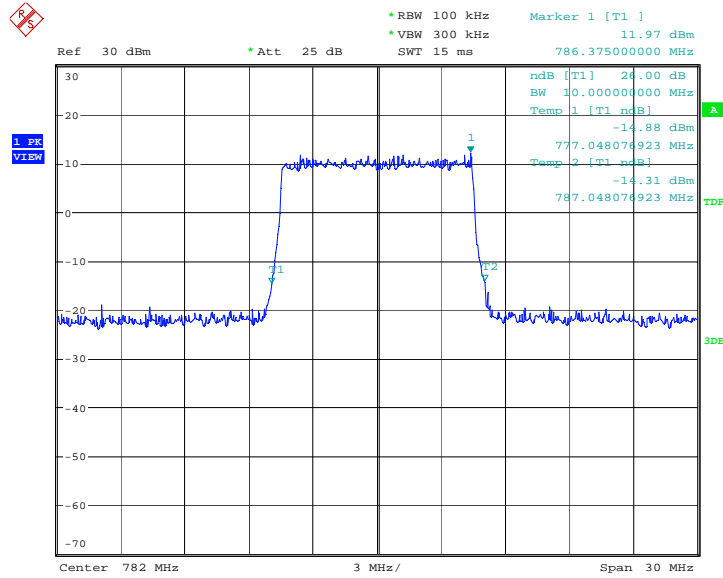
Date: 9.JAN.2018 16:33:31



LTE band 13, 10MHz (-26dBc)

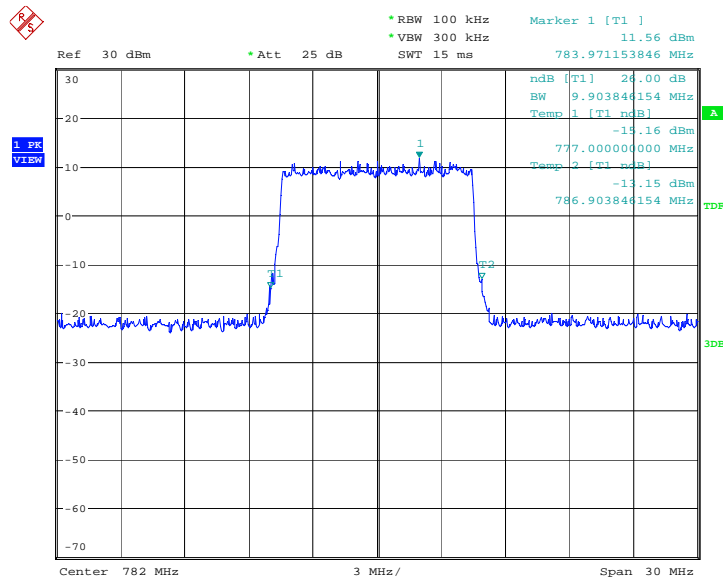
| Frequency(MHz) | Occupied Bandwidth (-26dBc)(kHz) | |
|----------------|-----------------------------------|---------|
| | 782.0 | QPSK |
| | 10000.00 | 9903.85 |

LTE band 13, 10MHz Bandwidth, QPSK (-26dBc BW)



Date: 9.JAN.2018 16:40:13

LTE band 13, 10MHz Bandwidth, 16QAM (-26dBc BW)



Date: 9.JAN.2018 16:40:30

A.6 BAND EDGE COMPLIANCE

A.6.1 Measurement limit

Part 22.917(b), 24.238(a), 27.53(h) state that on any frequency outside frequency band of the US Cellular/PCS spectrum, the power of any emission shall be attenuated below the transmitter power (P, in Watts) by at least $43+10\log(P)$ dB. For all power levels +30 dBm to 0 dBm, this becomes a constant specification limit of -13 dBm.

According to KDB 971168 6.0, a relaxation of the reference bandwidth is often provided for measurements within a specified frequency range at the edge of the authorized frequency block/band. This is often implemented by permitting the use of a narrower RBW (typically limited to a minimum RBW of 1% of the OBW) for measuring the out-of-band emissions without a requirement to integrate the result over the full reference bandwidth.

Part 27.53(m) states that for mobile digital stations, the attenuation factor shall be not less than $40 + 10 \log(P)$ dB on all frequencies between the channel edge and 5 megahertz from the channel edge, $43 + 10 \log(P)$ dB on all frequencies between 5 megahertz and X megahertz from the channel edge, and $55 + 10 \log(P)$ dB on all frequencies more than X megahertz from the channel edge, where X is the greater of 6 megahertz or the actual emission bandwidth as defined in paragraph (m)(6) of this section. In addition, the attenuation factor shall not be less than $43 + 10 \log(P)$ dB on all frequencies between 2490.5 MHz and 2496 MHz and $55 + 10 \log(P)$ dB at or below 2490.5 MHz. Mobile Satellite Service licensees operating on frequencies below 2495 MHz may also submit a documented interference complaint against BRS licensees operating on channel BRS Channel 1 on the same terms and conditions as adjacent channel BRS or EBS licensees.

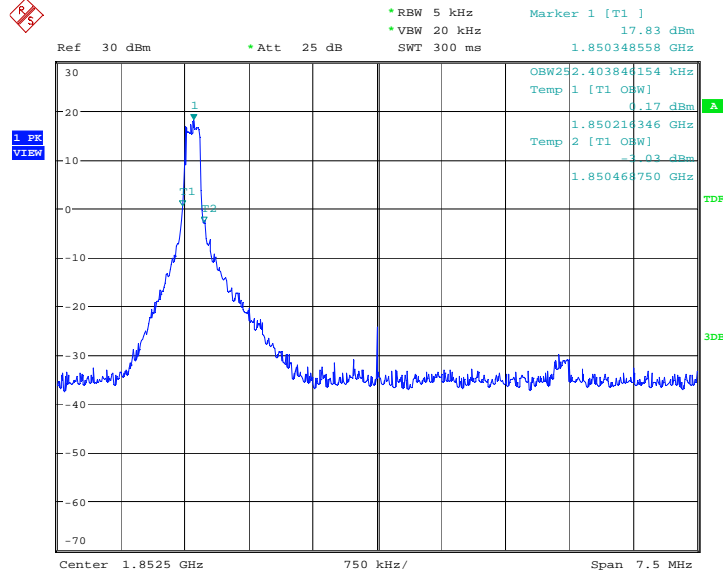
Part 27.53(a) states for mobile and portable stations operating in the 2305–2315 MHz and 2350–2360 MHz bands: By a factor of not less than: $43 + 10 \log(P)$ dB on all frequencies between 2305 and 2320 MHz and on all frequencies between 2345 and 2360 MHz that are outside the licensed band(s) of operation, not less than $55 + 10 \log(P)$ dB on all frequencies between 2320 and 2324 MHz and on all frequencies between 2341 and 2345 MHz, not less than $61 + 10 \log(P)$ dB on all frequencies between 2324 and 2328 MHz and on all frequencies between 2337 and 2341 MHz, and not less than $67 + 10 \log(P)$ dB on all frequencies between 2328 and 2337MHz; By a factor of not less than $43 + 10 \log(P)$ dB on all frequencies between 2300 and 2305 MHz, $55 + 10 \log(P)$ dB on all frequencies between 2296 and 2300MHz, $61 + 10 \log(P)$ dB on all frequencies between 2292 and 2296 MHz, $67 + 10 \log(P)$ dB on all frequencies between 2288 and 2292 MHz, and $70 + 10 \log(P)$ dB below 2288 MHz; By a factor of not less than $43 + 10 \log(P)$ dB on all frequencies between 2360 and 2365 MHz, and not less than $70 + 10 \log(P)$ dB above 2365 MHz.

Part 27.53(c) states for operations in the 746-758 MHz band and the 776-788 MHz band, the power of any emission outside the licensee's frequency band(s) of operation shall be attenuated below the transmitter power (P) within the licensed band(s) of operation, measured in watts, in accordance with the following:(1) On any frequency outside the 746-758 MHz band, the power of any emission shall be attenuated outside the band below the transmitter power (P) by at least $43 + 10 \log(P)$ dB;(2) On any frequency outside the 776-788 MHz band, the power of any emission shall be attenuated outside the band below the transmitter power (P) by at least $43 + 10 \log(P)$



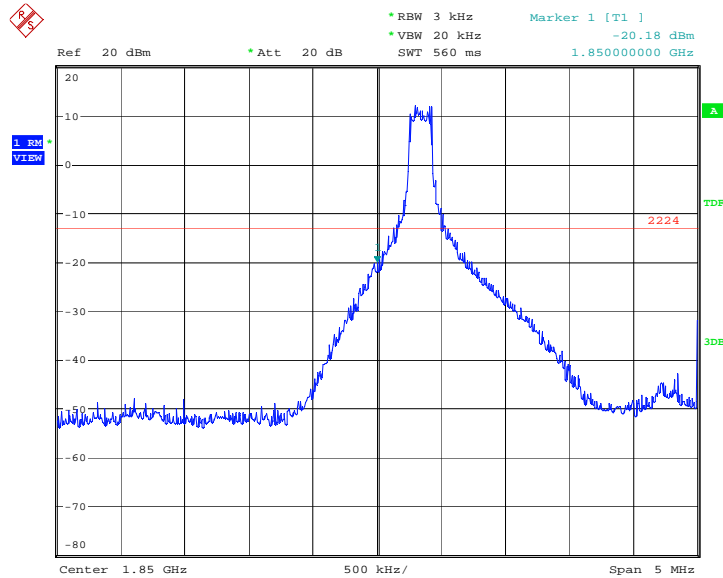
dB;(4) On all frequencies between 763-775 MHz and 793-805 MHz, by a factor not less than $65 + 10 \log (P)$ dB in a 6.25 kHz band segment, for mobile and portable stations

A.6.2 Measurement result
Only worst case result is given below
LTE band 2
OBW: 1RB-low_offset



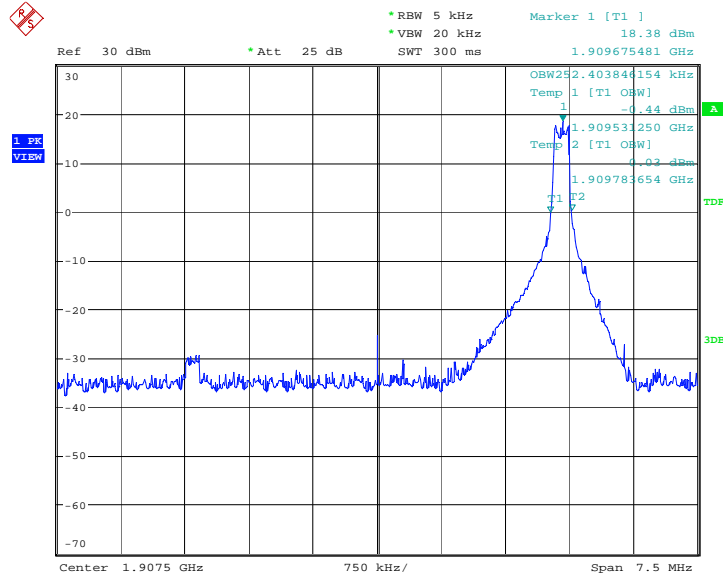
Date: 15.MAR.2018 11:05:34

LOW BAND EDGE BLOCK-1RB-low_offset



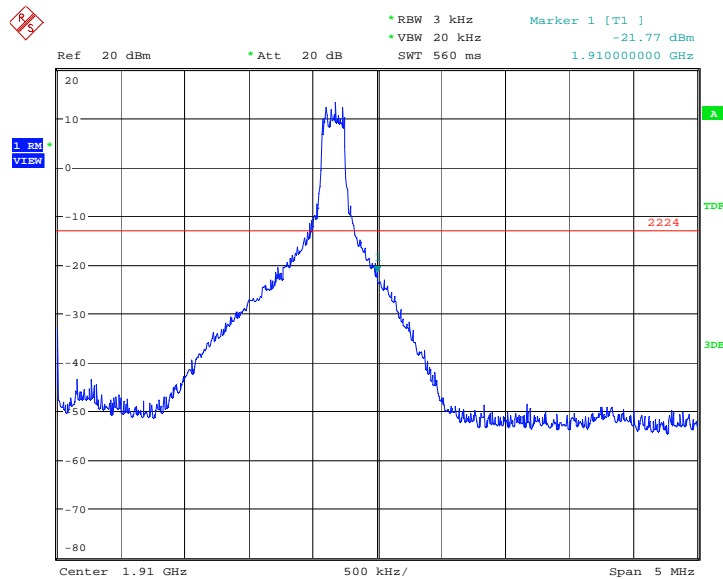
Date: 15.MAR.2018 11:06:27

OBW: 1RB-high_offset



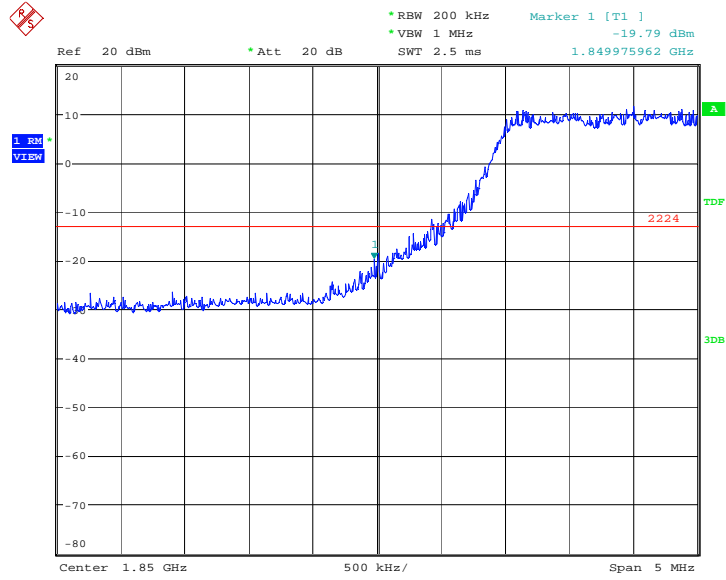
Date: 15.MAR.2018 10:57:43

HIGH BAND EDGE BLOCK-1RB-high_offset



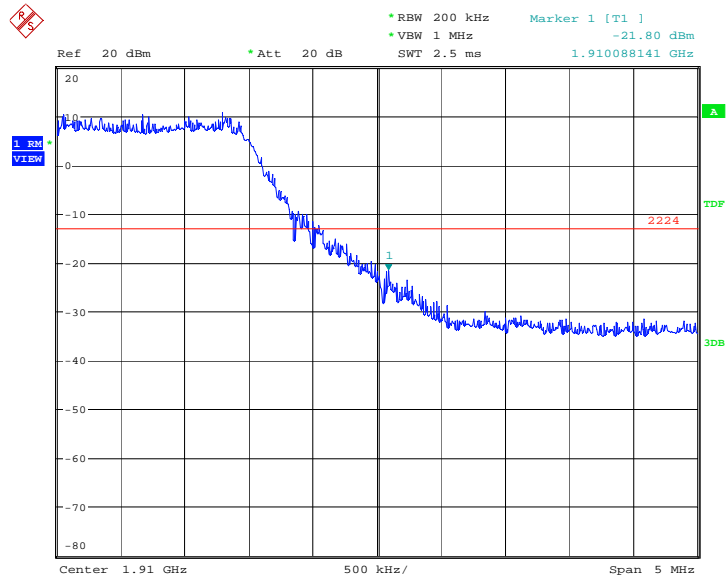
Date: 15.MAR.2018 10:58:37

LOW BAND EDGE BLOCK-20MHz-100%RB



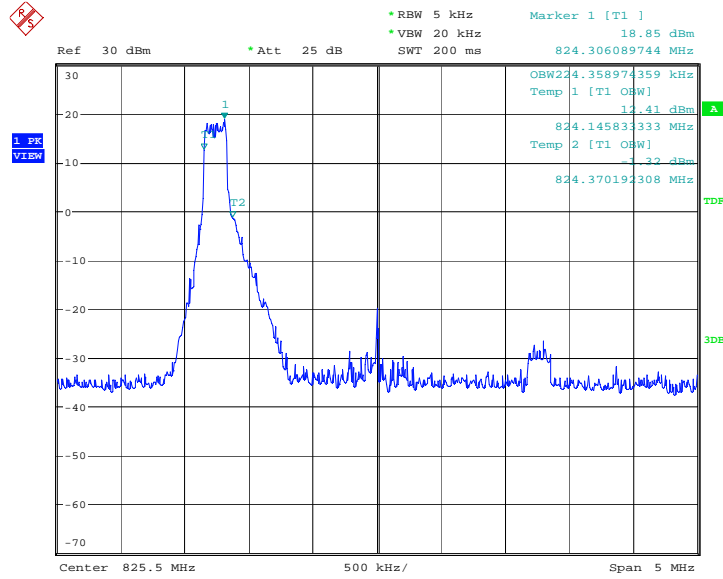
Date: 10.JAN.2018 08:21:41

HIGH BAND EDGE BLOCK-20MHz-100%RB



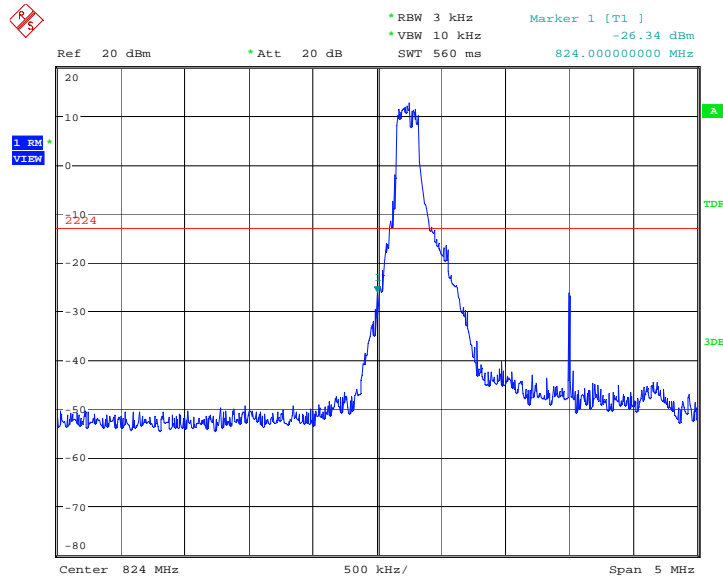
Date: 10.JAN.2018 08:22:37

LTE band 5
OBW: 1RB-low_offset



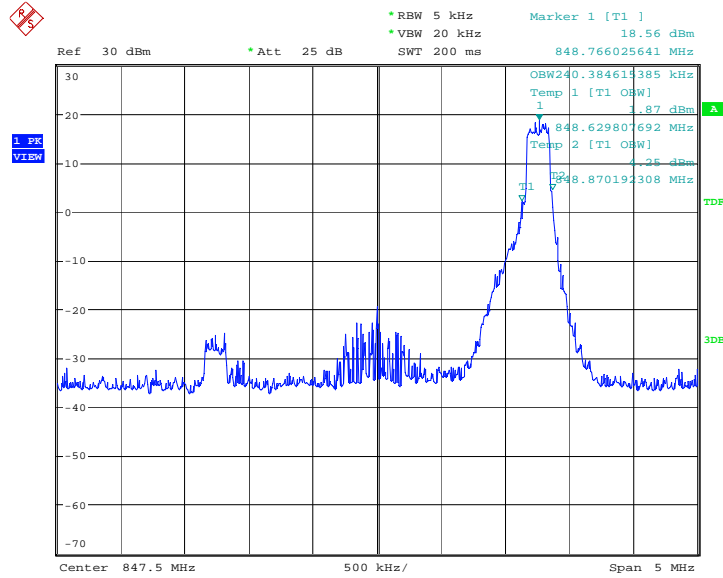
Date: 15.MAR.2018 13:30:40

LOW BAND EDGE BLOCK-1RB-low_offset



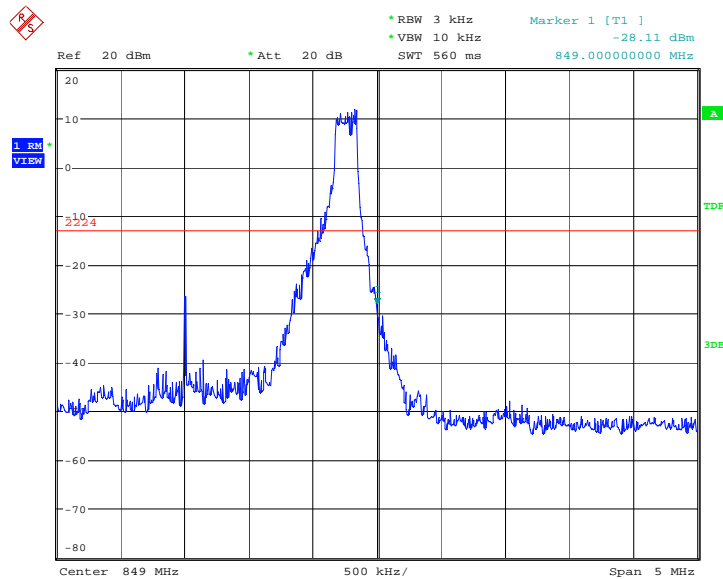
Date: 15.MAR.2018 13:31:32

OBW: 1RB-high_offset



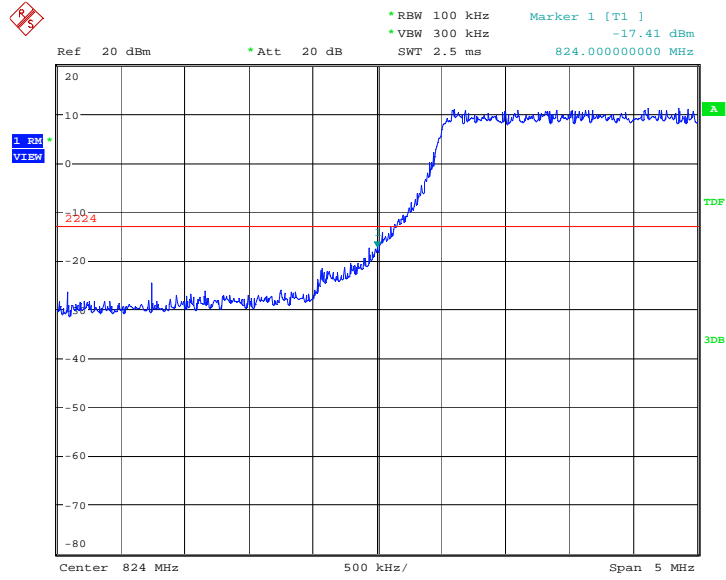
Date: 15.MAR.2018 11:32:19

HIGH BAND EDGE BLOCK-1RB-high_offset



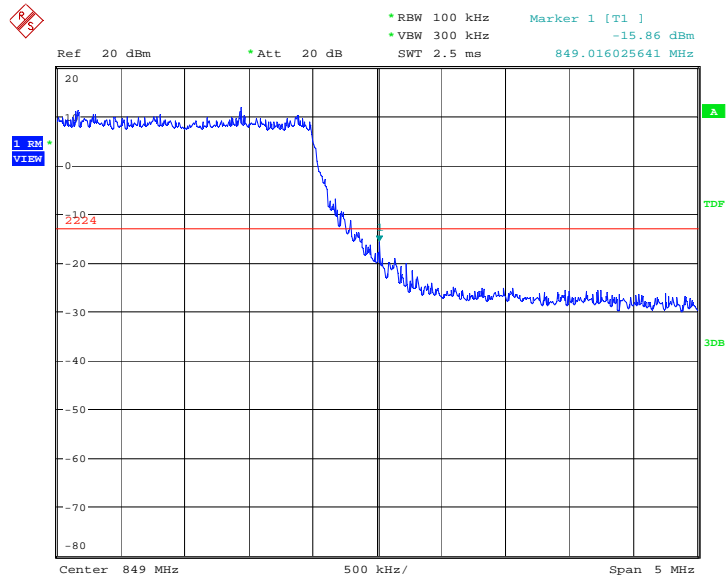
Date: 15.MAR.2018 11:33:10

LOW BAND EDGE BLOCK-10MHz-100%RB



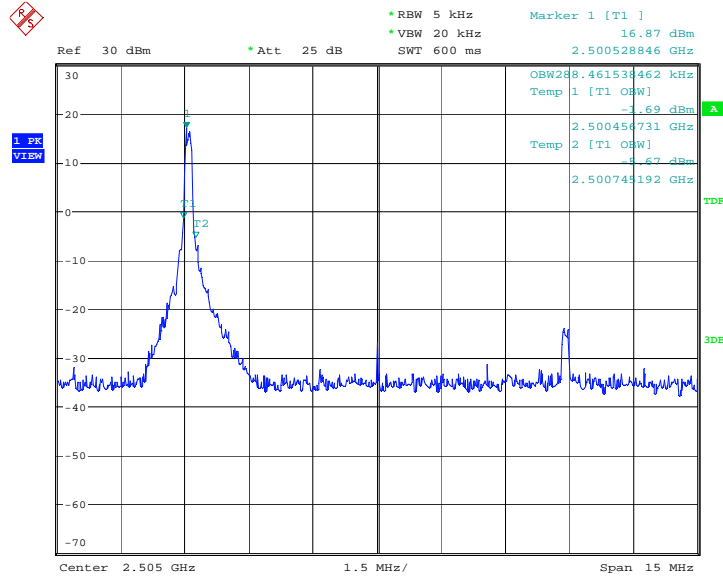
Date: 10.JAN.2018 08:13:27

HIGH BAND EDGE BLOCK-10MHz-100%RB



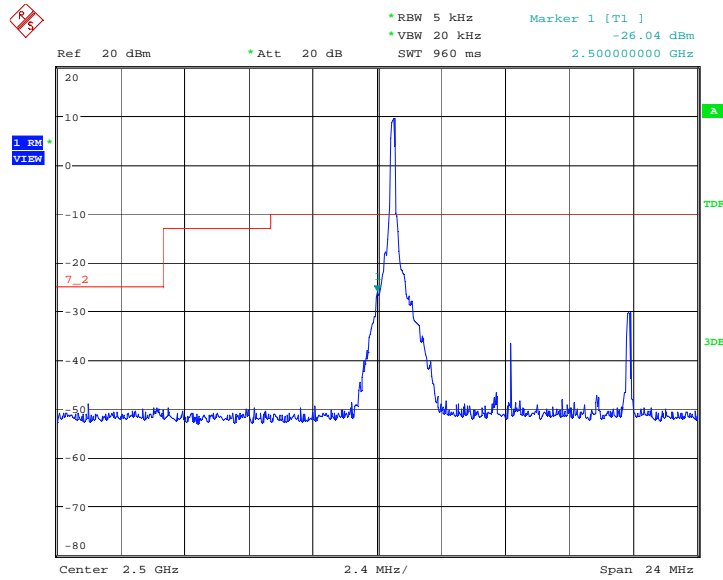
Date: 10.JAN.2018 08:14:21

LTE band 7
OBW: 1RB-low_offset



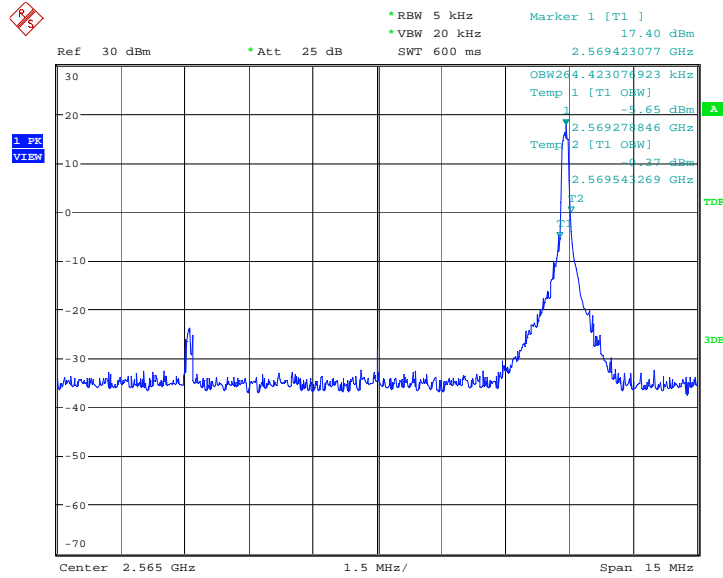
Date: 15.MAR.2018 13:38:12

LOW BAND EDGE BLOCK-1RB-low_offset



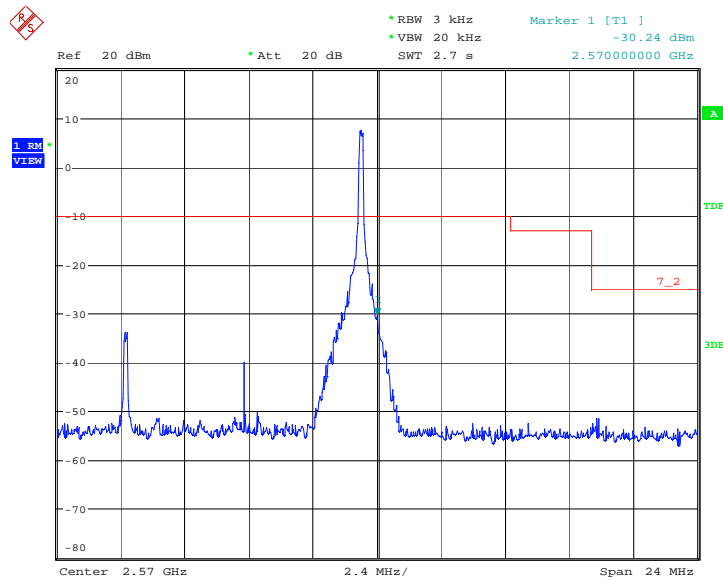
Date: 15.MAR.2018 13:39:06

OBW: 1RB-high_offset



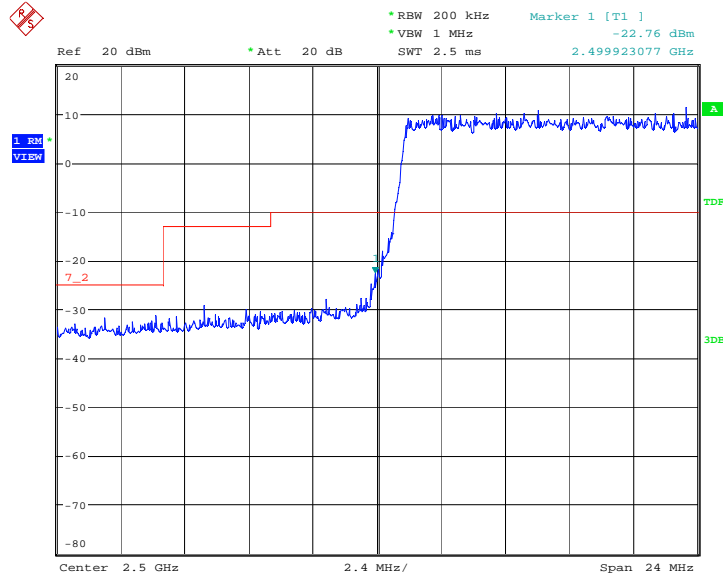
Date: 15.MAR.2018 13:35:53

HIGH BAND EDGE BLOCK-1RB-high_offset



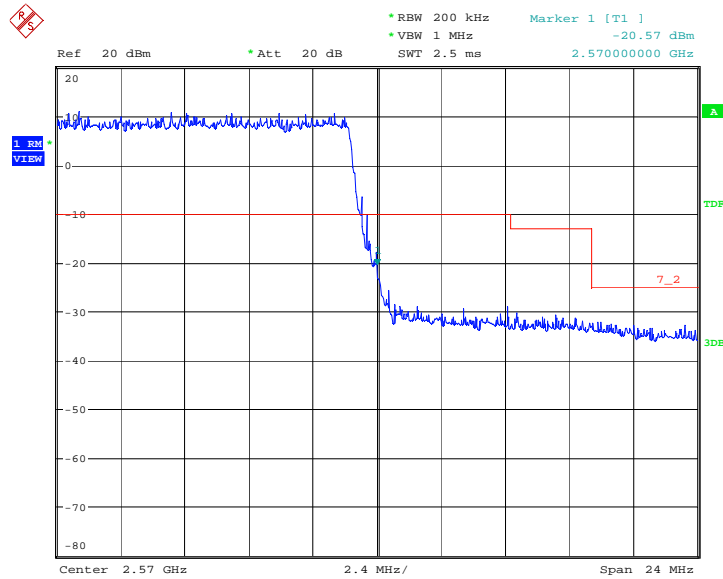
Date: 15.MAR.2018 13:36:46

LOW BAND EDGE BLOCK-20MHz-100%RB



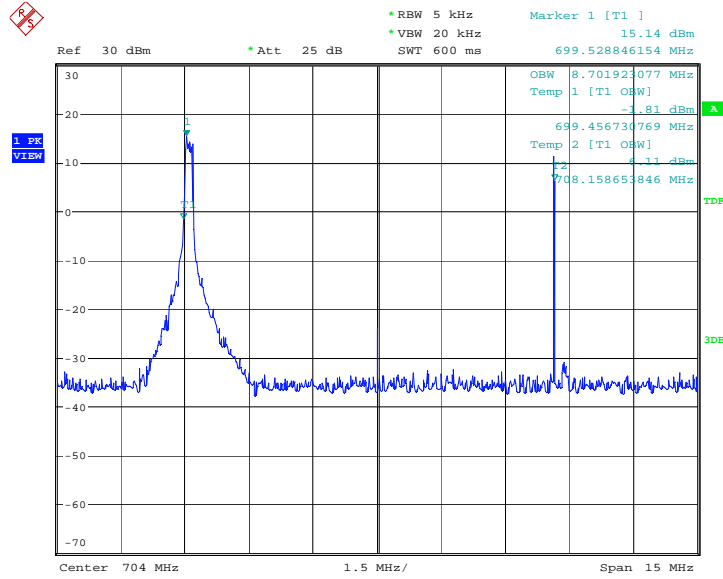
Date: 10.JAN.2018 08:19:50

HIGH BAND EDGE BLOCK-20MHz-100%RB



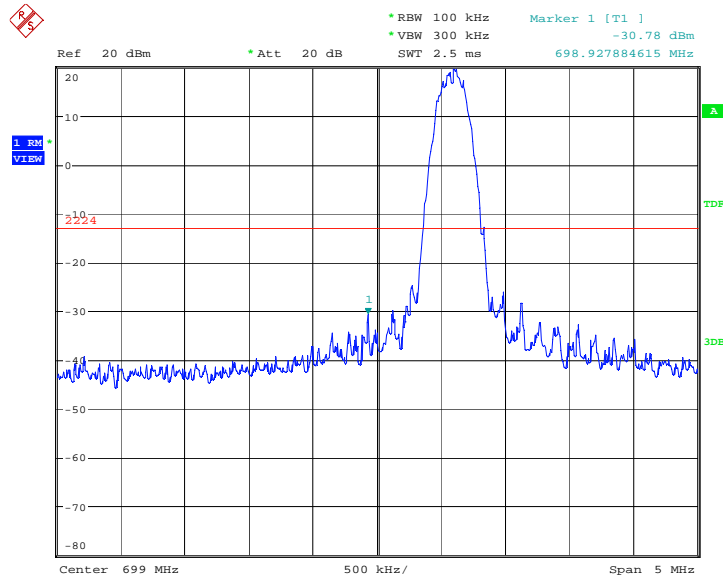
Date: 10.JAN.2018 08:20:45

LTE band 12
OBW: 1RB-low_offset



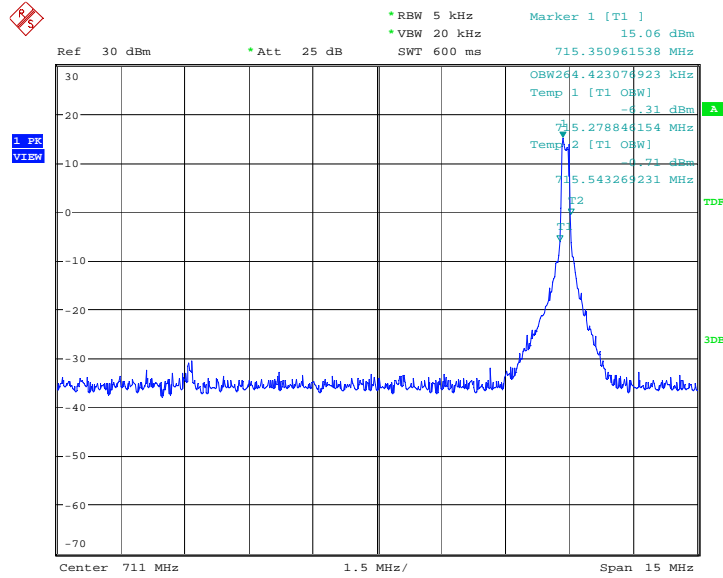
Date: 15.MAR.2018 15:47:53

LOW BAND EDGE BLOCK-1RB-low_offset



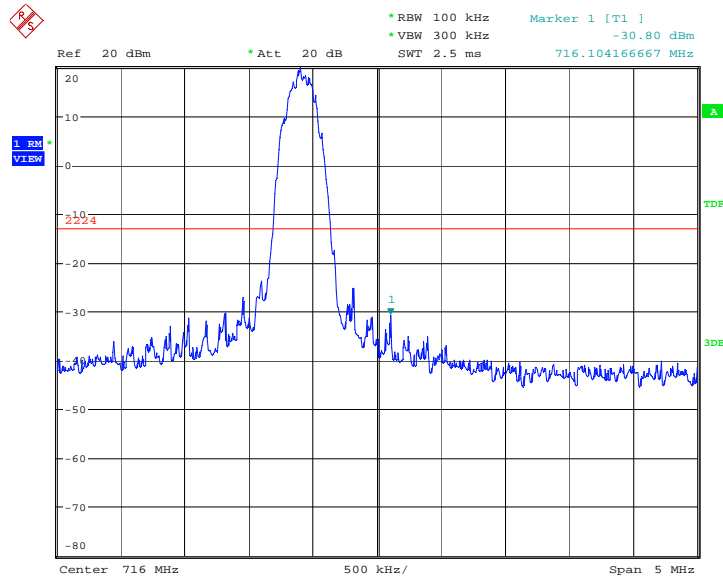
Date: 15.MAR.2018 15:48:36

OBW: 1RB-high_offset



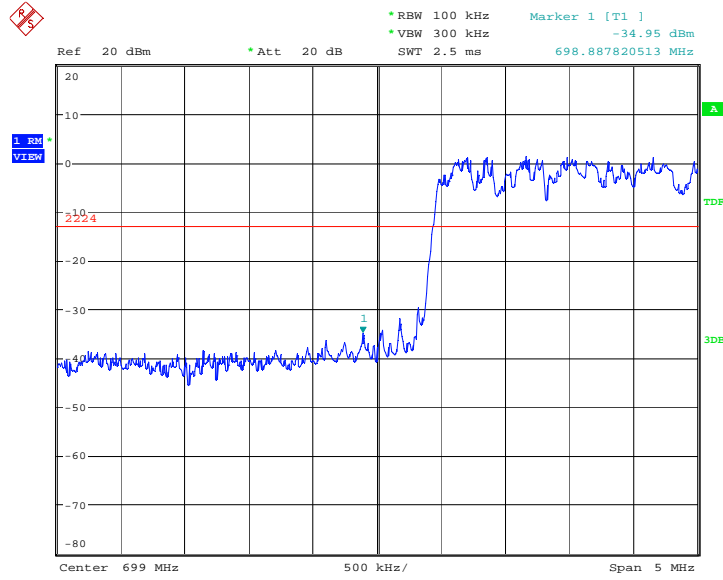
Date: 15.MAR.2018 15:34:45

HIGH BAND EDGE BLOCK-1RB-high_offset



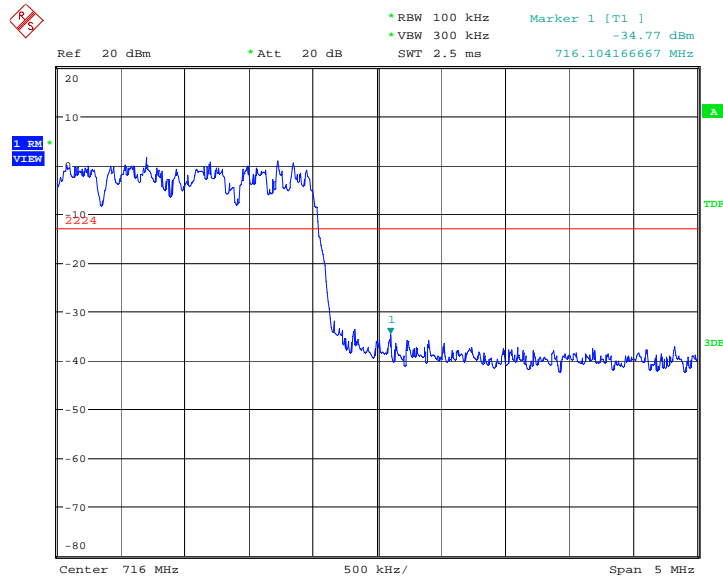
Date: 15.MAR.2018 15:35:30

LOW BAND EDGE BLOCK-10MHz-100%RB



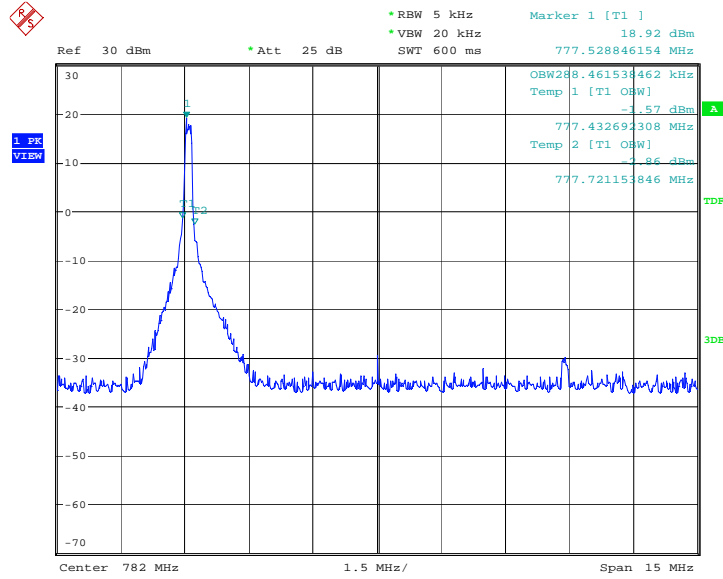
Date: 10.JAN.2018 08:15:18

HIGH BAND EDGE BLOCK-10MHz-100%RB



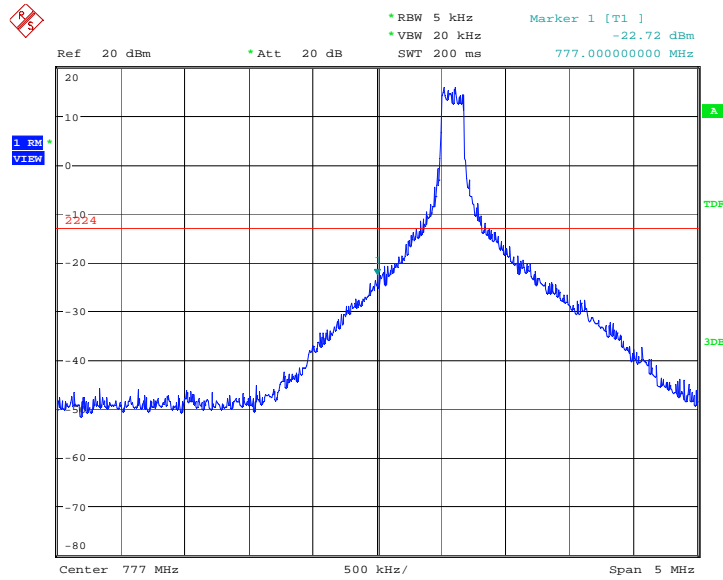
Date: 10.JAN.2018 08:16:10

LTE band 13
OBW: 1RB-low_offset

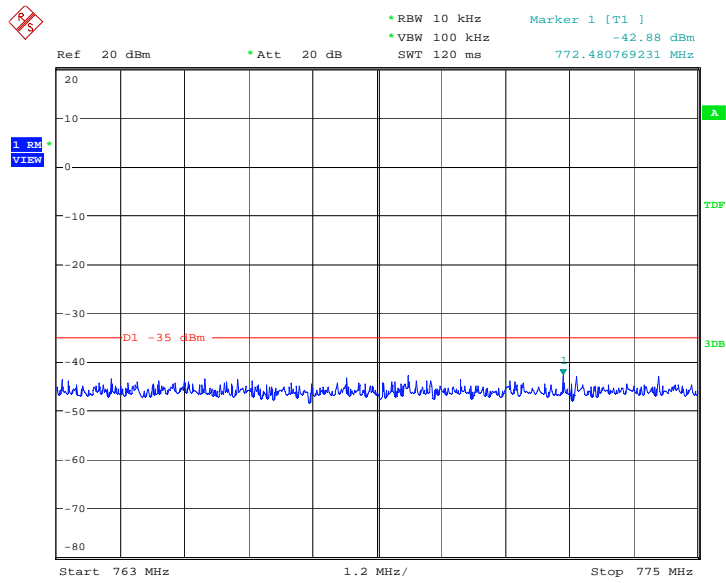


Date: 15.MAR.2018 14:25:35

LOW BAND EDGE BLOCK-1RB-low_offset

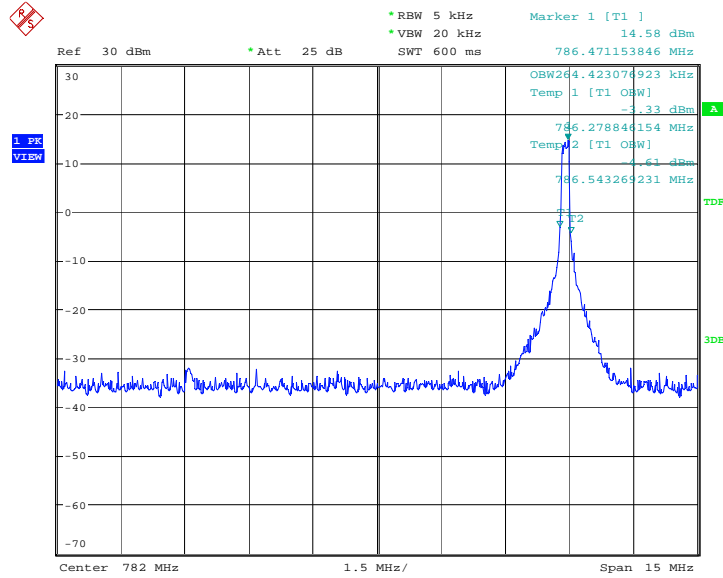


Date: 15.MAR.2018 14:26:26



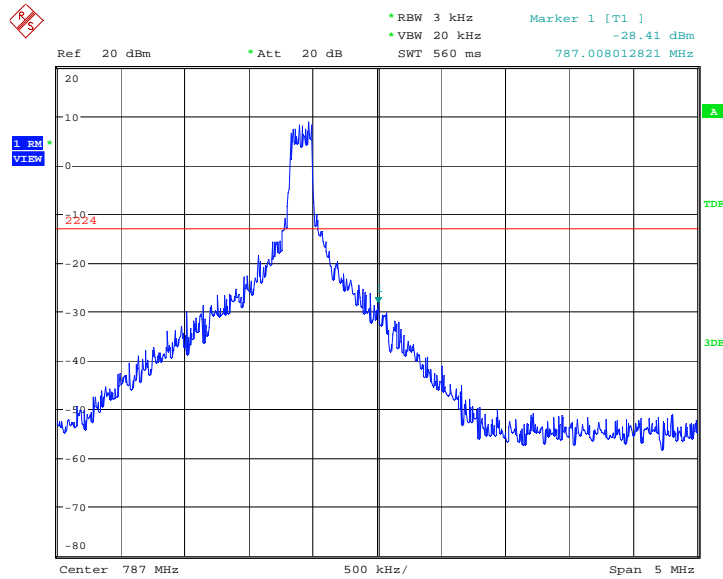
Date: 24.JAN.2018 14:07:12

OBW: 1RB-high_offset

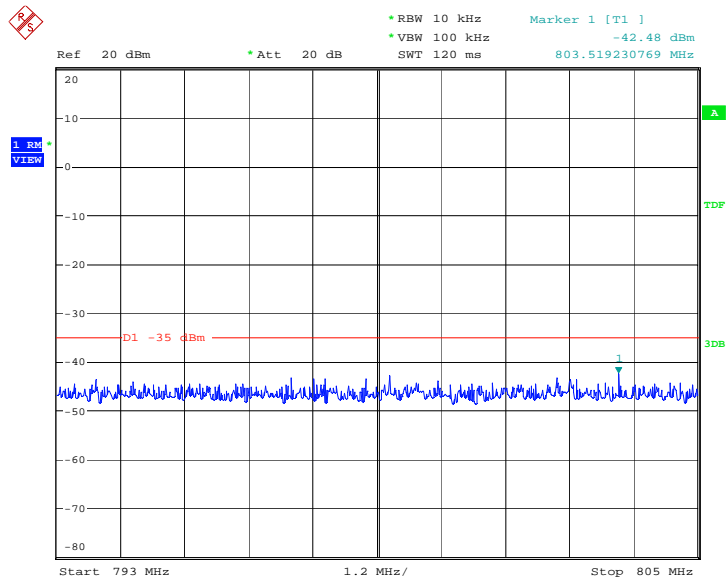


Date: 15.MAR.2018 15:29:42

HIGH BAND EDGE BLOCK-1RB-high_offset

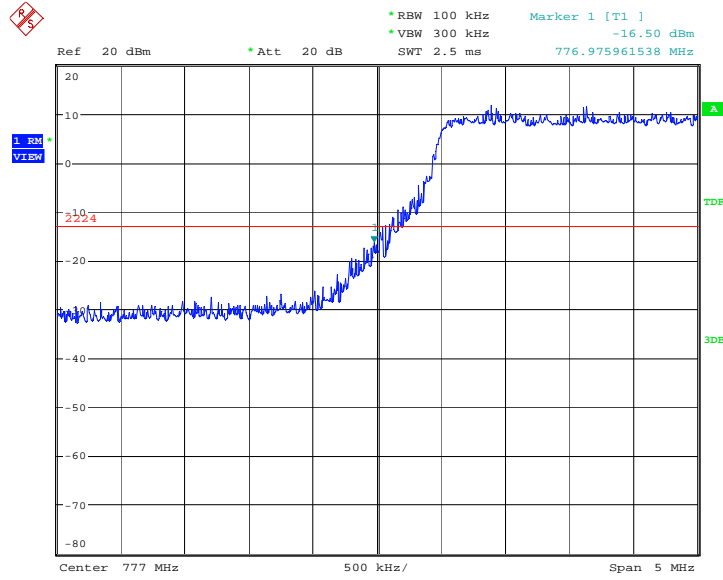


Date: 15.MAR.2018 15:30:28

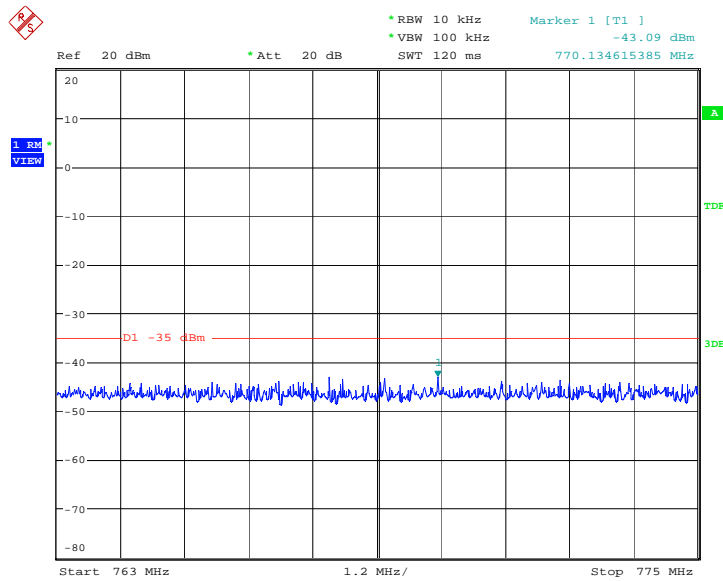


Date: 24.JAN.2018 14:08:16

LOW BAND EDGE BLOCK-10MHz-100%RB

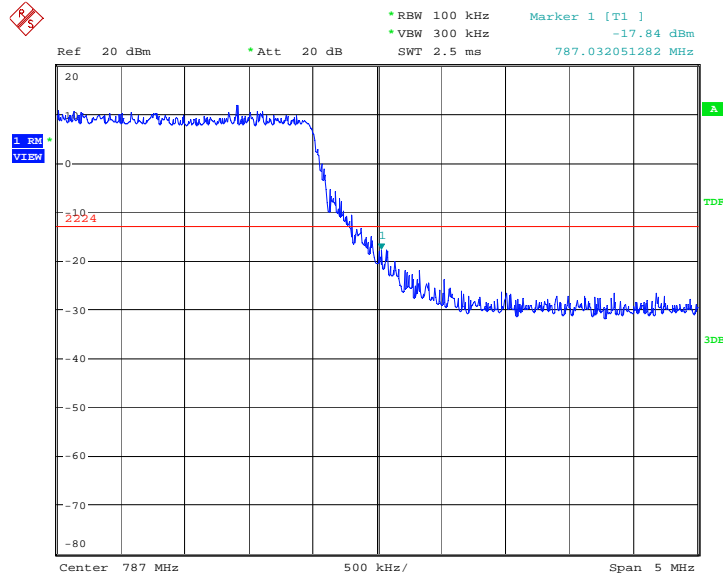


Date: 10.JAN.2018 08:11:34

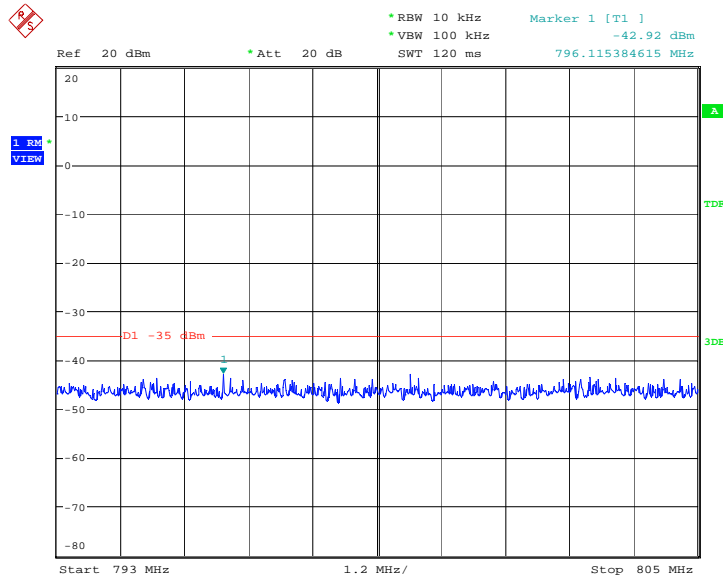


Date: 24.JAN.2018 14:06:38

HIGH BAND EDGE BLOCK-10MHz-100%RB



Date: 10.JAN.2018 08:12:29



Date: 24.JAN.2018 14:08:47

A.7 CONDUCTED SPURIOUS EMISSION

A.7.1 Measurement Method

The following steps outline the procedure used to measure the conducted emissions from the EUT.

1. Determine frequency range for measurements: From CFR 2.1057 the spectrum should be investigated from the lowest radio frequency generated in the equipment up to at least the 10th harmonic of the carrier frequency. For the mobile station equipment tested, this equates to a frequency range of 13 MHz to 9 GHz, data taken from 10 MHz to 25 GHz.
2. Determine EUT transmit frequencies: below outlines the band edge frequencies pertinent to conducted emissions testing.
3. The number of sweep points of spectrum analyzer is set to 30001 which is greater than span/RBW.

A. 7.2 Measurement Limit

Part 22.917, Part 24.238 and Part 27.53(h) specify that the power of any emission outside of the authorized operating frequency ranges must be attenuated below the transmitting power (P) by a factor of at least $43 + 10 \log(P)$ dB.

The specification that emissions shall be attenuated below the transmitter power (P) by at least $43 + 10 \log (P)$ dB, translates in the relevant power range (1 to 0.001 W) to -13 dBm. At 1 W the specified minimum attenuation becomes 43 dB and relative to a 30 dBm (1 W) carrier becomes a limit of -13 dBm. At 0.001 W (0 dBm) the minimum attenuation is 13 dB, which again yields a limit of -13 dBm. In this way a translation of the specification from relative to absolute terms is carried out.

Part 27.53(m)(4) specifies for mobile digital stations, the attenuation factor shall be not less than $40 + 10 \log (P)$ dB on all frequencies between the channel edge and 5 megahertz from the channel edge, $43 + 10 \log (P)$ dB on all frequencies between 5 megahertz and X megahertz from the channel edge, and $55 + 10 \log (P)$ dB on all frequencies more than X megahertz from the channel edge, where X is the greater of 6 megahertz or the actual emission bandwidth as defined in paragraph (m)(6) of this section. In addition, the attenuation factor shall not be less that $43 + 10 \log (P)$ dB on all frequencies between 2490.5 MHz and 2496 MHz and $55 + 10 \log (P)$ dB at or below 2490.5 MHz. Mobile Satellite Service licensees operating on frequencies below 2495 MHz may also submit a documented interference complaint against BRS licensees operating on channel BRS Channel 1 on the same terms and conditions as adjacent channel BRS or EBS licensees.

Part 27.53(a) states for mobile and portable stations operating in the 2305–2315 MHz and 2350–2360 MHz bands: By a factor of not less than: $43 + 10 \log (P)$ dB on all frequencies between 2305 and 2320 MHz and on all frequencies between 2345 and 2360 MHz that are outside the licensed band(s) of operation, not less than $55 + 10 \log (P)$ dB on all frequencies between 2320 and 2324 MHz and on all frequencies between 2341 and 2345 MHz, not less than $61 + 10 \log (P)$ dB on all frequencies between 2324 and 2328 MHz and on all frequencies between 2337 and 2341 MHz, and not less than $67 + 10 \log (P)$ dB on all frequencies between 2328 and 2337MHz; By a factor of not less than $43 + 10 \log (P)$ dB on all frequencies between 2300 and 2305 MHz, 55



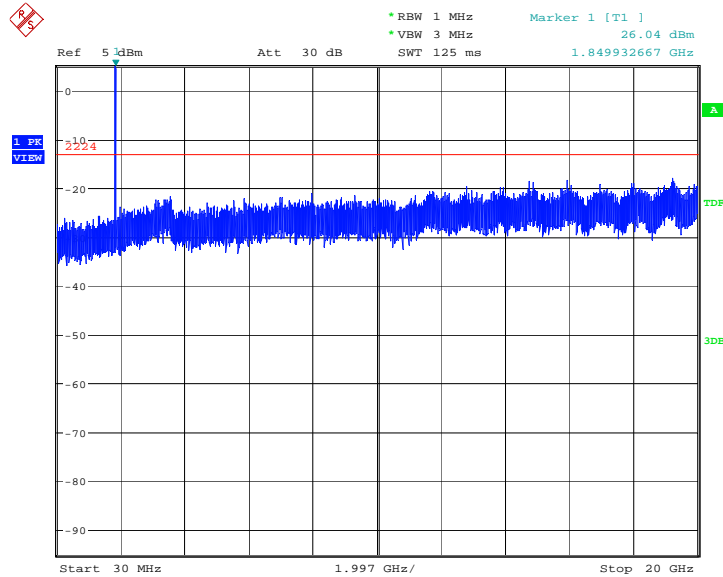
+ 10 log (P) dB on all frequencies between 2296 and 2300MHz, 61 + 10 log (P) dB on all frequencies between 2292 and 2296 MHz, 67 + 10 log (P) dB on all frequencies between 2288 and 2292 MHz, and 70 + 10 log (P) dB below 2288 MHz; By a factor of not less than 43 + 10 log (P) dB on all frequencies between 2360 and 2365 MHz, and not less than 70 + 10 log (P) dB above 2365 MHz.

A. 7.3 Measurement result

Only worst case result is given below

LTE band 2: 30MHz – 20GHz

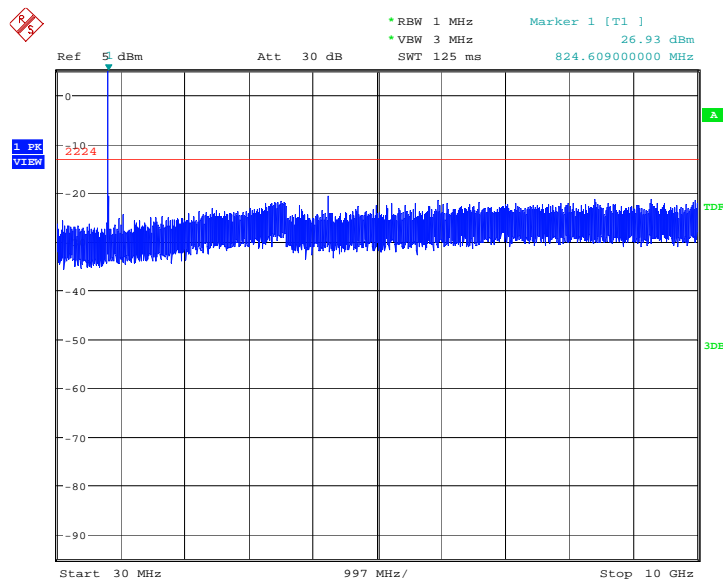
Spurious emission limit –13dBm.



Date: 15.MAR.2018 11:08:58

LTE band 5: 30MHz – 10GHz

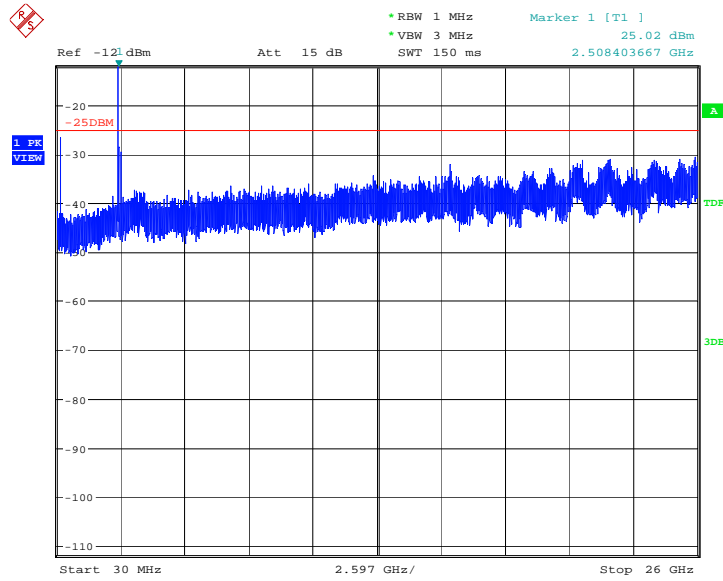
Spurious emission limit –13dBm.



Date: 15.MAR.2018 13:33:15

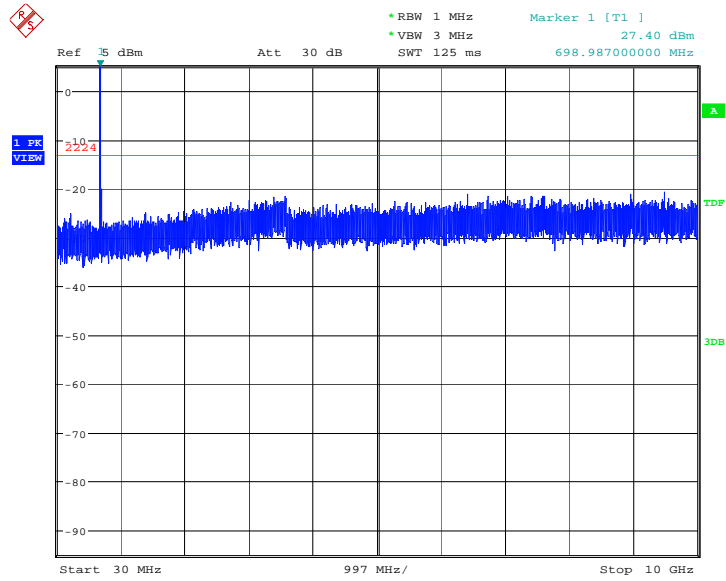


LTE band 7: 30MHz – 26GHz
Spurious emission limit –13dBm.



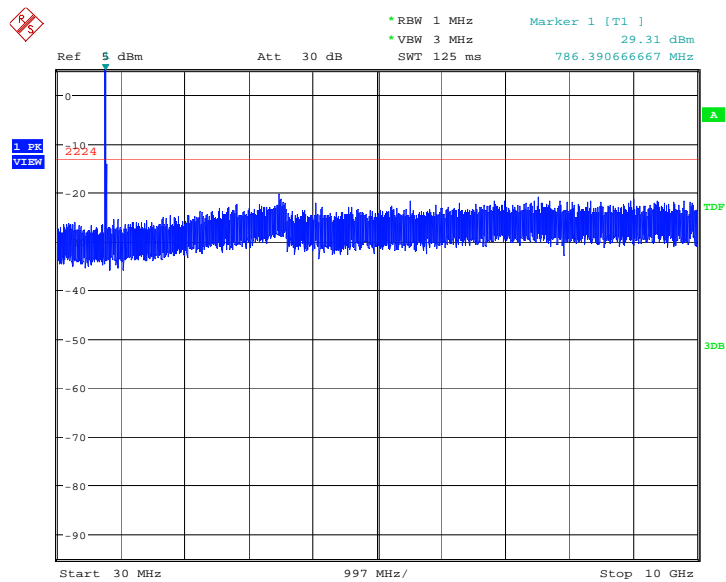
Date: 15.MAR.2018 13:41:51

LTE band 12: 30MHz – 10GHz
Spurious emission limit –13dBm.



Date: 15.MAR.2018 13:58:51

LTE band 13: 30MHz – 10GHz
Spurious emission limit –13dBm.



Date: 15.MAR.2018 14:14:36



A.8 PEAK-TO-AVERAGE POWER RATIO

Reference

FCC: CFR Part 24.232 (d), 27.50(a)

The peak-to-average power ratio (PAPR) of the transmitter output power must not exceed 13 dB. The PAPR measurements should be made using either an instrument with complementary cumulative distribution function (CCDF) capabilities to determine that PAPR will not exceed 13 dB for more than 0.1 percent of the time or other Commission approved procedure. The measurement must be performed using a signal corresponding to the highest PAPR expected during periods of continuous transmission.

According to KDB 971168 5.7.1:

- a) Refer to instrument’s analyzer instruction manual for details on how to use the power statistics/CCDF function;
- b) Set resolution/measurement bandwidth \geq signal’ s occupied bandwidth;
- c) Set the number of counts to a value that stabilizes the measured CCDF curve;
- d) Set the measurement interval to 1 ms
- e) Record the maximum PAPR level associated with a probability of 0.1%

A.8.1 Measurement limit

not exceed 13 dB

A.8.2 Measurement results

LTE band 2, 20MHz

| Frequency(MHz) | PAPR(dB) | |
|----------------|----------|-------|
| 1860.0 | QPSK | 16QAM |
| | 6.83 | 7.40 |

LTE band 7, 20MHz

| Frequency(MHz) | PAPR(dB) | |
|----------------|----------|-------|
| 2510.0 | QPSK | 16QAM |
| | 6.96 | 7.47 |

LTE band 12,10MHz

| Frequency(MHz) | PAPR(dB) | |
|----------------|----------|-------|
| 707.5 | QPSK | 16QAM |
| | 5.71 | 6.51 |

LTE band 13,10MHz

| Frequency(MHz) | PAPR(dB) | |
|----------------|----------|-------|
| 782.0 | QPSK | 16QAM |
| | 5.61 | 6.35 |

ANNEX B: Accreditation Certificate

| | | |
|--|---|---|
| <p>United States Department of Commerce National Institute of Standards and Technology</p>  | | |
| <hr/> <p>Certificate of Accreditation to ISO/IEC 17025:2005</p> <hr/> | | |
| <p>NVLAP LAB CODE: 600118-0</p> | | |
| <p>Telecommunication Technology Labs, CAICT Beijing China</p> | | |
| <p><i>is accredited by the National Voluntary Laboratory Accreditation Program for specific services, listed on the Scope of Accreditation, for:</i></p> | | |
| <p>Electromagnetic Compatibility & Telecommunications</p> | | |
| <p><i>This laboratory is accredited in accordance with the recognized International Standard ISO/IEC 17025:2005. This accreditation demonstrates technical competence for a defined scope and the operation of a laboratory quality management system (refer to joint ISO-ILAC-IAF Communiqué dated January 2009).</i></p> | | |
| <hr/> <p>2017-08-22 through 2018-09-30 <i>Effective Dates</i></p> |  |  <hr/> <p><i>For the National Voluntary Laboratory Accreditation Program</i></p> |

END OF REPORT