

# Quick Start Guide



Type Case



CJB1S6002AAB

**KB20**

# Catalog

Specification.....	2
Getting started.....	2
Connecting Keyboard and Tablet .....	3
Indicator Status .....	3
Keyboard Interface.....	4
Hot Keys.....	4
Battery charging for keyboard.....	5
Certification .....	5
Warranty .....	9

# Specification

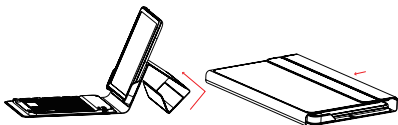
Product Name	TypeCase
Bluetooth	Bluetooth 4.2
Dimension	273*170*23.2mm
Weight	About 450g
Battery Capacity	180 mAh
Standby Time	About 1000 H
Battery Type	Li-Polymer
Available Distance	About 10m
Operating Temperature	0 - 40 °C

## Getting started

1. Insert the Tablet into the frame.



2. Unfold the typeflip near the tablet and then close it like a book to protect your device.



# Connecting Keyboard and Tablet

The keyboard connects with the tablet through Bluetooth. Pair the keyboard with the tablet when you use it for the first time.

## 1. Make sure Tablet Bluetooth is on

Touch Apps → Settings → Network connections section from the Home screen and turn on the Bluetooth switch.

## 2. Turn on the Keyboard

When turning on the keyboard for the first time, press the connect button to pair. When the power light blinks blue for 3 minutes, the keyboard is discoverable and can be paired with your tablet.

## 3. Pair Keyboard with Tablet

- i) In the tablet's Bluetooth settings, select the "KB20" from the available device list.
- ii) Enter the pairing code with the keyboard and confirm to connect the "KB20" keyboard.  
When successfully connected, the light turns solid blue for 3s to indicate a stable status.
- iii) If unsuccessful, restart Keyboard and return to step 2.










## Indicator Status









LED Light	Notes
Orange	Charging
Blinking Orange	Power is equal to or less than 10%
Solid Blue for 3s	Connection is successful
Blinking Blue for 3 minutes	The keyboard is discoverable, ready for pairing
Blue	Caps lock light on




# Keyboard Interface



## Hot Keys

Keys	Function
	Back
	Search
	Browser
	Email
	Brightness dark
	Brightness light
	Play previous
	Play/pause
	Play next

Keys	Function
	Volume down
	Volume up
	PrtScn
	Lock
	Delete
	Home
	Google Assistant Button
	Menu

Keys	Operation	Function
	Fn+X	Cut
	Fn+C	Copy
	Fn+V	Paste

## Battery charging for keyboard


If the power light is blinking orange, the Keyboard folio battery needs to be charged.

1. Plug one end of the supplied USB cable into the charging port of keyboard, and the other end into a USB port on your charger.

The status light is solid orange as the battery charges.

2. Charge the battery until the charge light turns off. This keyboard should only be connected to a USB interface of version USB 2.0 or 1.1.

## Certification

® The Bluetooth word mark and logos are owned by the Bluetooth SIG, Inc. and any use of such marks by TCL Communication Ltd. and its affiliates is under license. Other trademarks and trade names are those of their respective owners.

KB20 Bluetooth Declaration ID : D048574

### Battery:

Observe the following precautions for battery use:

- Do not attempt to open the back cover and replace the inner rechargeable Li-polymer battery. Please contact the dealer to replace it.
- Do not attempt to remove, replace, or open battery.
- Do not puncture the back cover of your device.

- Do not burn or dispose of your device in household garbage or store it at temperatures above 50°C.
- Dispose of used batteries according to the instructions. Risk of explosion if battery replaced by an incorrect type.



This symbol on your device, the battery and the accessories means that these products must be taken to collection points at the end of their life:

- Municipal waste disposal centers with specific bins for these types of equipment.
- Collection bins at points of sale.

They will then be recycled, preventing substances being disposed of in the environment, so that their components can be reused.

### **In European Union countries:**

These collection points are accessible free of charge. All products with this sign must be brought to these collection points.

### **In non-European Union jurisdictions:**

Equipment with this symbol are not to be thrown into ordinary bins if your jurisdiction or your region has suitable recycling and collection facilities; instead they are to be taken to collection points for them to be recycled.

## **FCC Regulations:**

This device complies with part 15 of the FCC Rules. Operation is subject to the following two conditions: (1) This device may not cause harmful interference, and (2) this device must accept any interference received, including interference that may cause undesired operation.

This device has been tested and found to comply with the limits for a Class B digital device, pursuant to Part 15 of the FCC Rules. These limits are designed to provide reasonable protection against harmful interference in a residential installation. This equipment generates uses and can radiate radio frequency energy and, if not installed and used in accordance with the instructions, may cause harmful interference to radio communications. However, there is no guarantee that interference will not occur in a particular installation if this equipment does cause harmful interference to radio or television reception, which can be determined by turning the equipment off and on, the user, is encouraged to try to correct the interference by one or more of the following measures:

- Reorient or relocate the receiving antenna.
- Increase the separation between the equipment and receiver.
- Connect the equipment into an outlet on a circuit different from that to which the receiver is connected.
- Consult the dealer or an experienced radio/TV technician for help.

**Caution:** Changes or modifications not expressly approved by the party responsible for compliance could void the user's authority to operate the equipment



## **RF Exposure Information**

This device meets the government's requirements for exposure to radio waves.

This device is designed and manufactured not to exceed the emission limits for exposure to radio frequency (RF) energy set by the Federal Communications Commission of the U.S. Government.

This device complies with FCC radiation exposure limits set forth for an uncontrolled environment.

FCC ID: 2ACCJACC04

## **EU Regulatory Conformance**

Hereby, TCL Communication Ltd. declares that this device is in compliance with the essential requirements and other relevant provisions of Directive 2014/53/EU.

## **General information**

- Hotline: See the "SERVICES" leaflet or go to our website.
- Manufacturer: TCL Communication Ltd.
- Address: 5/F, Building 22E, 22 Science Park East Avenue, Hong Kong Science Park, Shatin, NT, Hong Kong.

This equipment operates with the following maximum power:

Bluetooth: < 1 dBm

# Warranty

Your product is warranted against any defect or malfunctioning which may occur in conditions of normal use during the warranty period of six (6) months<sup>(1)</sup> from the date of purchase as shown on your original invoice.

In case of any defect of your product which prevents you from normal use thereof, you must immediately inform your vendor and present your product with your proof of purchase.

If the defect is confirmed, your product or part thereof will be either replaced or repaired, as appropriate. Repaired product and accessories are entitled to a one (1) month warranty for the same defect. Repair or replacement may be carried out using reconditioned components offering equivalent functionality.

This warranty covers the cost of parts and labor but excludes any other costs.

This warranty shall not apply to defects to your product and/or accessory due to (without any limitation):

- 1) Non-compliance with the instructions for use or installation, or with technical and safety standards applicable in the geographical area where your product is used,
- 2) Connection to any equipment not supplied or not recommended by TCL Communication Ltd.,
- 3) Modification or repair performed by individuals not authorized by TCL Communication Ltd. or its affiliates or your vendor,
- 4) Modification, adjustment or alteration of software or hardware performed by individuals not authorized by TCL Communication Ltd.,
- 5) Inclement weather, lightning, fire, humidity, infiltration of liquids or foods, chemical products, download of files, crash, high voltage, corrosion, oxidation...

<sup>(1)</sup> The warranty period may vary depending on your country.

Your product will not be repaired in case labels or serial numbers have been removed or altered. There are no express warranties, whether written, oral or implied, other than this printed limited warranty or the mandatory warranty provided by your country or jurisdiction.

In no event shall TCL Communication Ltd. or any of its affiliates be liable for indirect, incidental or consequential damages of any nature whatsoever, including but not limited commercial or financial loss or damage, loss of data or loss of image to the full extent those damages can be disclaimed by law. Some countries/states do not allow the exclusion or limitation of indirect, incidental or consequential damages, or limitation of the duration of implied warranties, so the preceding limitations or exclusions may not apply to you.