



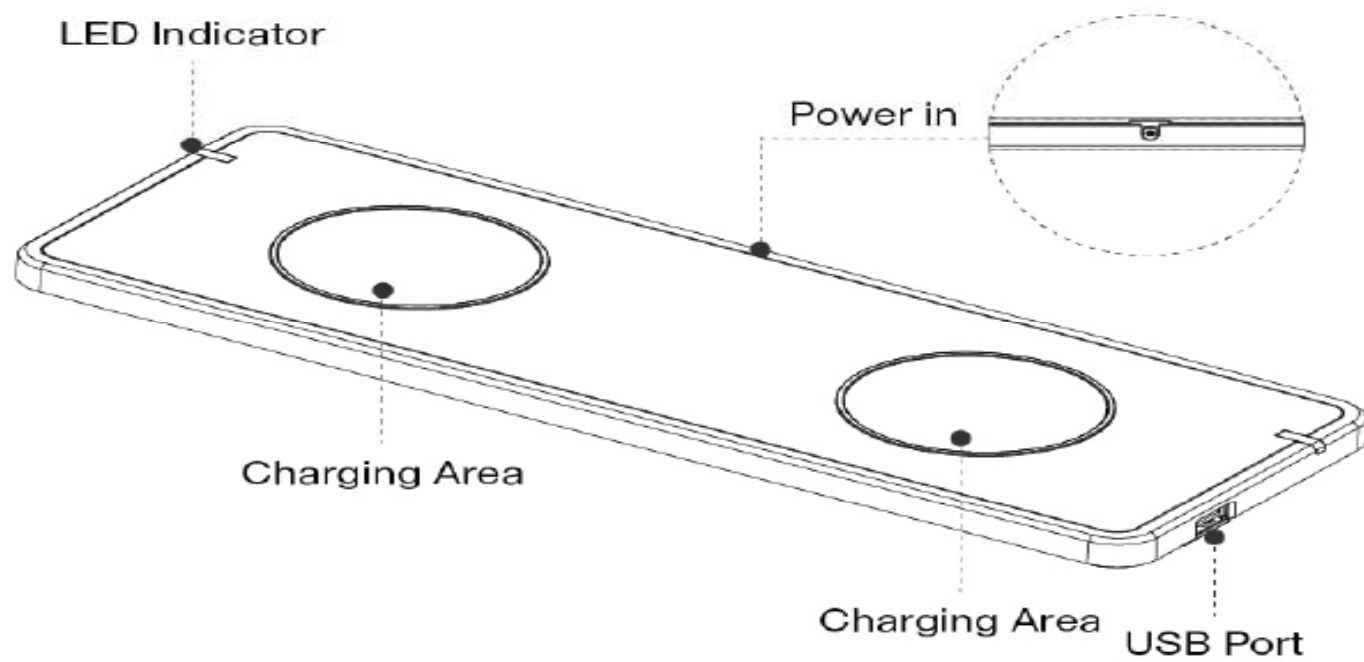
Freedy Dual Charger

KWS-220 Dual Wireless Charger

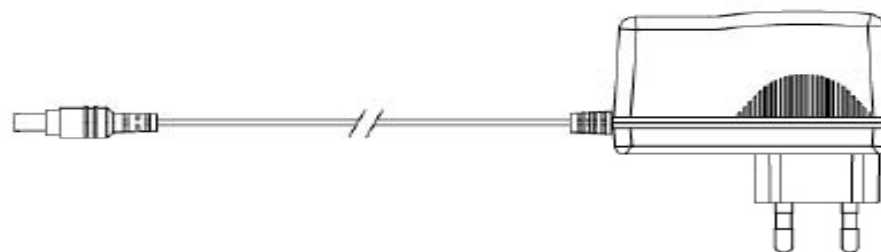


Komatech

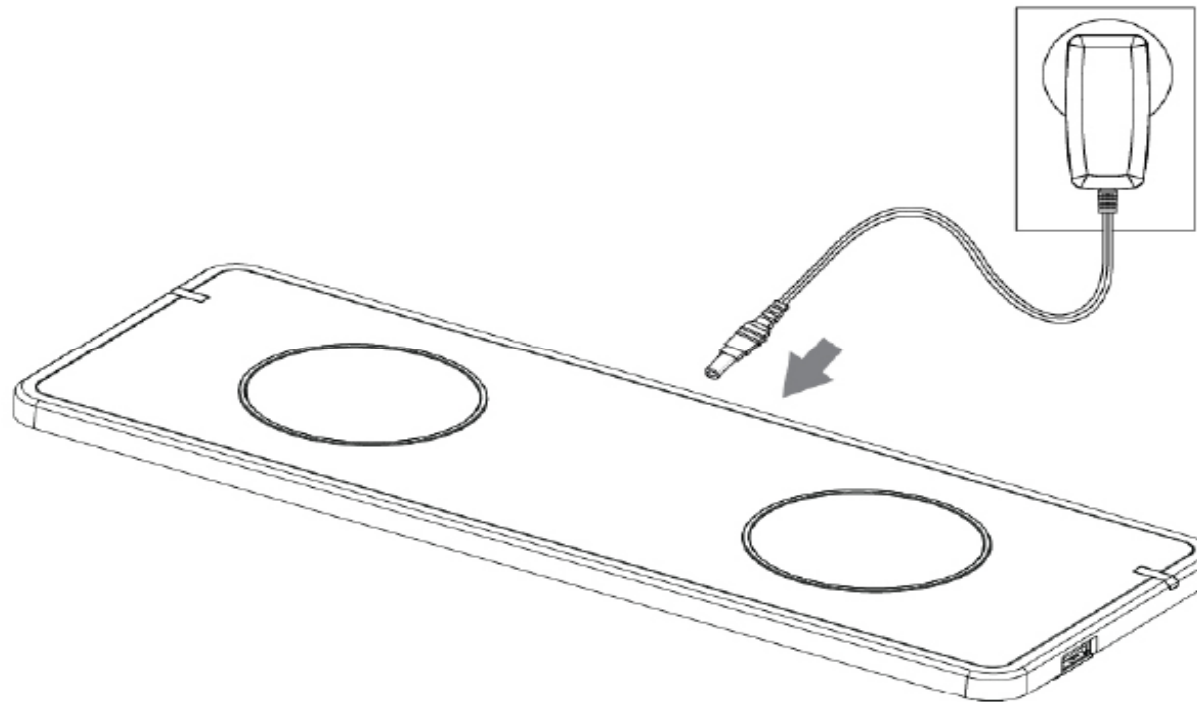
Description



Power Adapter
(12V, 2.5A)



Operation



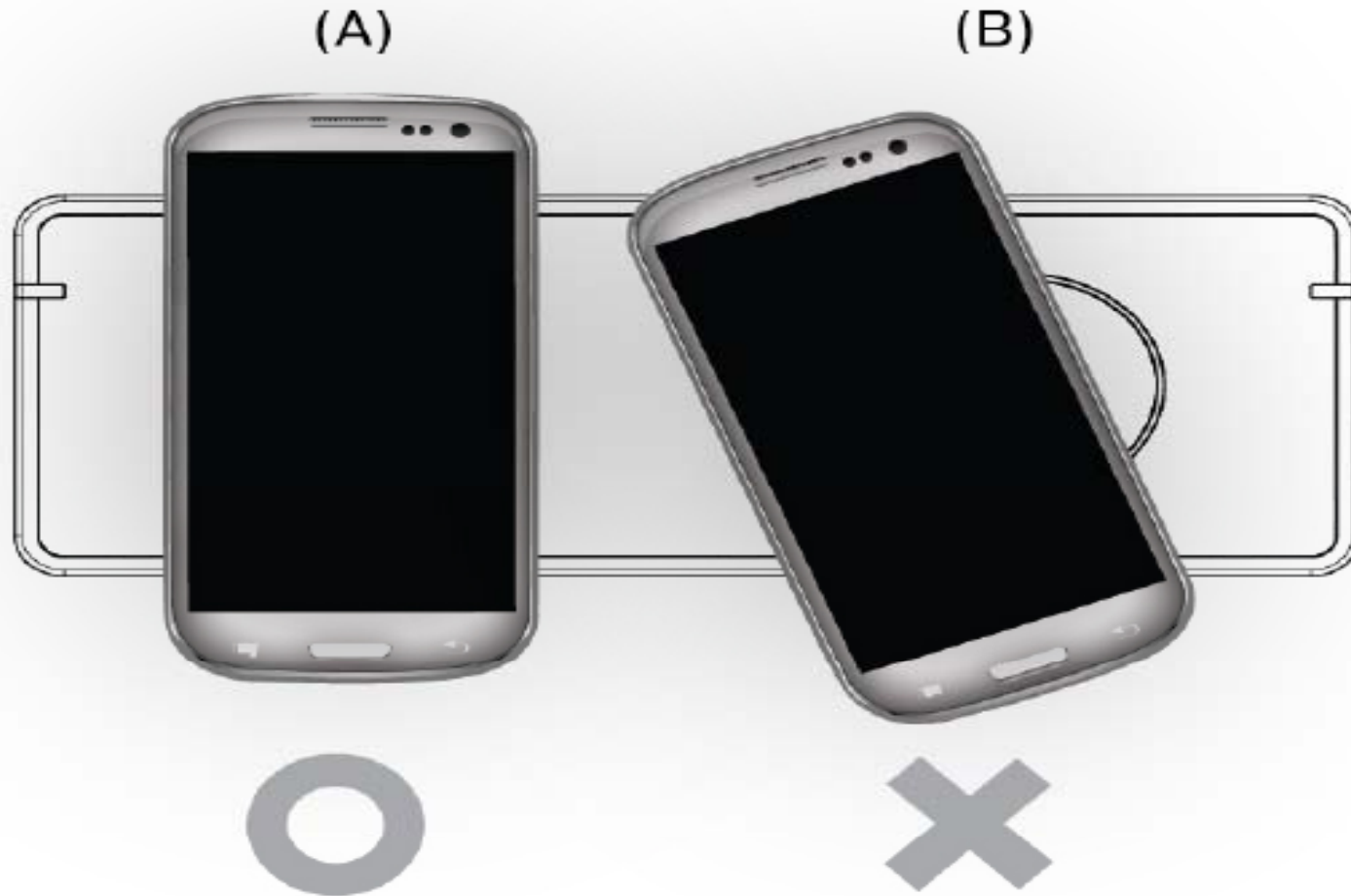
- Connect the Dual Charger to the Power Adapter.
- Plug the power adapter into an electrical outlet.
- Place your wireless charging enabled phone onto the Dual Charger.



You may need the Power Patch or a wireless charging case to activate your phone's wireless charging. More details on <http://www.myfreedy.com>



Wireless charging uses the magnetic induction technology. Make sure that your device is properly positioned on the Dual Charger as in the picture (A) below. In other cases as (B), wireless charging will not be activated.





Stand-by	In Charging	Full Charge
Off	Red	Green

※ Sometimes, the LEDs do not turn into Green even though the device is fully charged. It may occur depends on what the device you use. In this case, it is not a malfunction.



The Global Standards
of Wireless Charging

Qi (pronounced "chee") is the global standard for wireless charging. Qi is backed by over 200 industry-leading companies of the WPC (Wireless Power Consortium). Freedy Dual charger is certified by Qi standard.

Specification

DC IN	12V / 1.5A
Power OUT	5W (5V / 1A) X2 + 8W (5V / 1.6A, USB)
Operating temperature	-10°C ~ 60°C
Dimensions	W : 85mm / L : 240mm / H : 9.5mm
Weight	185g
Full Charge Time	About 4 hours (2,200mAh Battery)
LED Indicator	Red (in Charging) Green (Charged, except for some devices)

Safety Information

- Do not disassemble, modify, and fix without any permission.
- Do not the Dual Charger is exposed to water or any harmful liquid, disconnect immediately and reconnect after the safety is perfectly guaranteed.
- Recommend to use the power adapter in the package. Otherwise, a malfunction may be occurred.
- Recommend to check that the LED indicator turns on 'Red' when a device is properly positioned and charging begins.
- Do not drop the Dual Charger from a high place.
- Do not place any heavy objects onto the Dual Charger.
- Do not touch a power plug with wet hands.
- Sometimes, wireless charging may begin after 4~5 seconds when your device is positioned on a charging area properly. It is caused by transporting magnetic field between the charger and the device.
- Do not twist the power cable of the adapter.
- Close supervision is needed when the Dual Charger is used by or near children, invalids or disabled persons.

One Year Limited Warranty

Customer Service



Certification



- KOMATECH Co.,Ltd. Sells its products with the intent that they are free of defects in manufacture and workmanship for one year from the date of original purchase, except as noted below. KOMATECH Co.,Ltd. Warrants that its products will be free of defects in material and workmanship under normal use and service. This warranty extends only to consumers and does not extend to retailers
- Please fill in the blank of warranty table below. Keep your receipt in case of checking the date of purchasing. Otherwise, warranty begins from 3 months later after the date of manufacturing of each product.

- This warranty does not cover any damage caused by misuse or abuse; accident; alteration to the product; improper installation; unauthorized repairs or modifications; improper use of power supply; dropped product; environmental conditions; or any other conditions whatsoever that are beyond the control of KOMATECH Co.,Ltd.
- This warranty does not extend to the purchase of opened, used, repaired, repackaged and/or resealed products, including but not limited to sale of such products on internet sites and/or sales of such products by surplus or bulk resellers. Any and all warranties or guarantees shall immediately cease and terminate as to any products or parts thereof which are repaired, modified, or altered without any permission of KOMATECH Co.,Ltd.

ONE YEAR LIMITED WARRANTY	
PRODUCT	FREEDY DUAL CHARGER
MODEL	KWS-220
Date of Purchasing	
Place of Purchasing	
Serial No.	

- **FCC Part 15.105 statement**

This equipment has been tested and found to comply with the limits for a Class B digital device, pursuant to part 15 of the FCC Rules.

These limits are designed to provide reasonable protection against harmful interference in a residential installation. This equipment generates, uses and can radiate radio frequency energy and, if not installed and used in accordance with the instructions, may cause harmful interference to radio communications. However, there is no guarantee that interference will not occur in a particular installation. If this equipment does cause harmful interference to radio or television reception, which can be determined by turning the equipment off and on, the user is encouraged to try to correct the interference by one or more of the following measures :

- Reorient or relocate the receiving antenna.
- Increase the separation between the equipment and receiver.
- Connect the equipment into an outlet on a circuit different from that to which the receiver is connected.
- Consult the dealer or an experienced radio/TV technician for help.

- **FCC Part 15.21 statement**

Any changes or modifications to this device not explicitly approved by manufacturer could void your authority to operate this equipment.

- **FCC Part 15.19 statement**

This device complies with part 15 of the FCC Rules. Operation is subject to the following two conditions: (1) This device may not cause harmful interference, and (2) this device must accept any interference received, including interference that may cause undesired operation.

- **RF Exposure information**

This equipment complies with FCC radiation exposure limits set forth for an uncontrolled environment. This equipment should be installed and operated with minimum 20 cm between the radiator and your body. This transmitter must not be collocated or operating in conjunction with any other antenna or transmitter unless authorized to do so by the FCC.