

RF EXPOSURE REPORT

Equipment under test Flex 10W Dual Wireless Charging Pad

Model name EA1202

FCC ID 2ACCCEA1202

Applicant KOMATECH Co.,Ltd.

Manufacturer KOMATECH Co.,Ltd.

Date of test(s) 2018.06.26~2018.07.02



Date of issue 2018.07.03

Issued to

KOMATECH Co.,Ltd.
 62-16 19th st, Gamjeong-ro,
 Gimpo-si, Gyeonggi-do, Korea
 Tel: +82-31-999-3940 / Fax: +82-31-997-7900

Issued by

KES Co., Ltd.
 3701, 40, Simin-daero 365beon-gil, Dongan-gu, Anyang-si,
 Gyeonggi-do, 14057, Korea
 473-21, Gayeo-ro, Yeoju-si, Gyeonggi-do, Korea
 Tel: +82-31-425-6200 / Fax: +82-31-424-0450

Test and report completed by :	Report approval by :
	
Young-Jin Lee Test engineer	Hyeon-Su Jang Technical manager

This report shall not be reproduced except in full, without the written approval of KES Co., Ltd.

The results shown in this test report refer only to the sample(s) tested unless otherwise stated.

The authenticity of the test report, contact shchoi@kes.co.kr



Revision history

Revision	Date of issue	Test report No.	Description
-	2018.07.03	KES-RF-18T0075	Initial

This report shall not be reproduced except in full, without the written approval of KES Co., Ltd.

The results shown in this test report refer only to the sample(s) tested unless otherwise stated.

The authenticity of the test report, contact shchoi@kes.co.kr



TABLE OF CONTENTS

1.	General information	4
1.1.	EUT description	4
1.2.	Test configuration.....	4
1.3.	Test frequency	4
1.4.	Test mode	4
1.5.	Information about derivative model.....	5
1.6.	Device modifications	5
1.7.	Accessory information	5
1.8.	Software and Firmware description	5
2.	Environmental evaluation and exposure limit.....	6
2.1.	Test Setup	7
2.2.	Test results.....	9
	- E-Field Strength at 10 cm from each edges the EUT	9
	- H-Field Strength at 10 cm from each edges the EUT	9
	Appendix A. Measurement equipment	10
	Appendix B. Test setup photo.....	11

This report shall not be reproduced except in full, without the written approval of KES Co., Ltd.

The results shown in this test report refer only to the sample(s) tested unless otherwise stated.

The authenticity of the test report, contact shchoi@kes.co.kr

1. General information

Applicant KOMATECH Co.,Ltd.
 Applicant address 62-16 19th st, Gamjeong-ro, Gimpo-si, Gyeonggi-do, Korea
 Test site KES Co., Ltd.
 Test site address 3701, 40, Simin-daero 365beon-gil, Dongan-gu, Anyang-si,
 Gyeonggi-do, 14057, Korea
 473-21, Gayeo-ro, Yeosu-si, Gyeonggi-do, Korea
 Test Facility FCC Accreditation Designation No.: KR0100, Registration No.: 444148
 FCC rule part(s): Part 15C
 FCC ID: 2ACCCEA1202
 Test device serial No. Production Pre-production Engineering

1.1. EUT description

Equipment under test Flex 10W Dual Wireless Charging Pad
 Frequency 0.110 MHz ~ 0.205 MHz
 Modulation type AM
 Model: EA1202
 Antenna specification Internal type(Coil antenna)
 Power source AC/DC Adapter (Output : DC 12V)

1.2. Test configuration

The **KOMATECH Co.,Ltd. Flex 10W Dual Wireless Charging Pad FCC ID: 2ACCCEA1202** was tested according to the specification of EUT, the EUT must comply with following standards and KDB documents.

FCC Part 15C
 ANSI C63.10-2013
 KDB 680106 D01 V03

1.3. Test frequency

		Frequency Range
Power source	AC/DC Adapter	0.110 MHz ~ 0.205 MHz

1.4. Test mode

Mode	Description
Charging mode With Client device	100% full charging of Battery.
	Less than 50% of Battery
	Less than 1% of Battery



1.5. Information about derivative model

N/A

1.6. Device modifications

N/A

1.7. Accessory information

Equipment	Manufacturer	Model	Serial No.	Power source
AC/DC Adapter	Qualcomm	RH-120200US	-	Output : 12V, 2A

1.8. Software and Firmware description

The software and firmware installed in the EUT is LU5000_KOMA_1COIL_Ver3.0

2. Environmental evaluation and exposure limit

Limits for Maximum Permissible Exposure (MPE)

§1.1310 The criteria listed in Table 1 shall be used to evaluate the environmental impact of human exposure to radio-frequency (RF) radiation as specified in §1.1307(b), except in the case of portable devices which shall be evaluated according to the provisions of §2.1093 of this chapter.

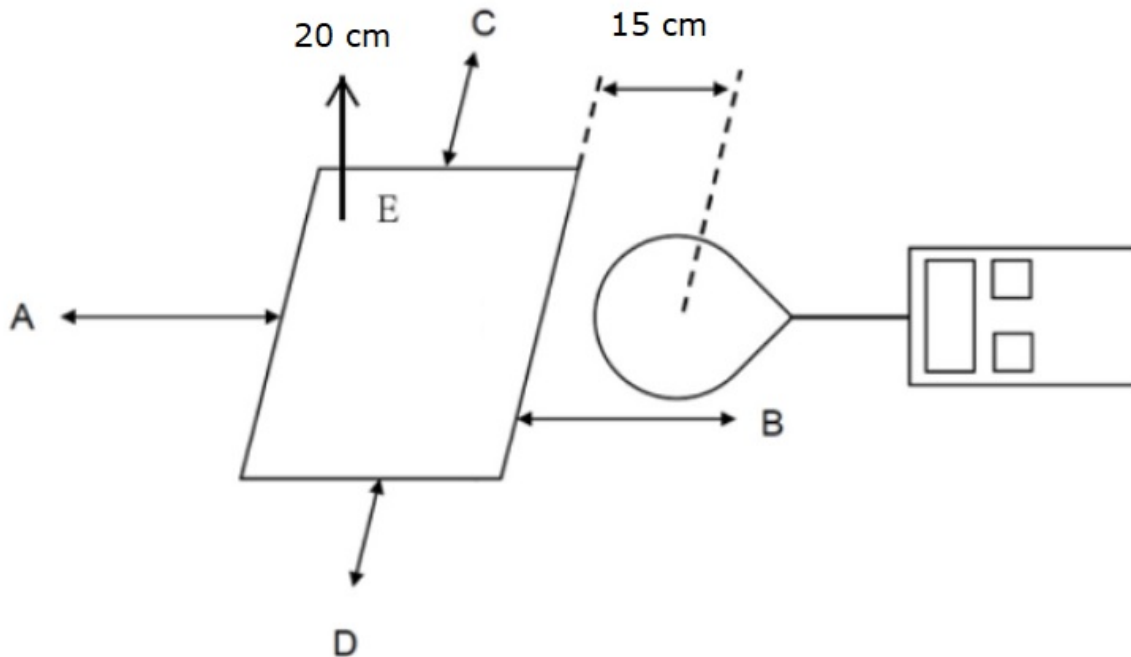
TABLE 1 - Limits for Maximum Permissible Exposure (MPE)

Frequency Range (MHz)	Electric Field Strength (V/m)	Magnetic Field Strength (A/m)	Power Density (mW/cm ²)	Average Time (minutes)
(A) Limits for Occupational / Control Exposures				
0.3 - 3.0	614	1.63	*(100)	6
3.0 - 30	1842/f	4.89/f	*(900/f ²)	6
30 - 300	61.4	0.613	1.0	6
300 - 1 500			f/300	6
1 500 - 100 000			5	6
(B) Limits for General Population/Uncontrolled Exposure				
<u>0.3-1.34</u>	<u>614</u>	<u>1.63</u>	*(100)	30
1.34 - 30	824/f	2.19/f	*(180/f ²)	30
30 - 300	27.5	0.073	0.2	30
300 - 1 500			f/1 500	30
1 500 - 100 000			1.0	30

Note.

1. f= frequency in MHz
2. “*” means Plane-wave equivalent power density

2.1. Test Setup



1. The test was performed on 360° turn table in anechoic chamber.
2. The probe was placed at distance 15 cm or 20 cm which is between the edge of the charger and the geometric center of the probe.
3. The highest emission level was recorded and compared with limit as soon as measurement of each point ; A, B, C, D, E were completed.
4. Point F is highest measured field from moving the probe around the device at distance 15 cm.
5. The EUT was measured according to the KDB 680106 D01v03.

Note.

Equipment Approval Considerations item 5.b) of KDB 680106 D01 v03.

a) Power transfer frequency is less than 1 MHz.

- The device operates at a frequency of 110 kHz to 205 kHz.

b) Output power from each primary coil is less than or equal to 15 watts.

- Output power from each primary coil : 10 watts.

c) The transfer system includes only single primary and secondary coils. This includes charging systems that may have multiple primary coils and clients that are able to detect and allow coupling only between individual pairs of coils.

- The transfer system including a charging system with single coil. .

d) Client device is placed directly in contact with the transmitter.

- Client device is placed directly.

e) Mobile exposure conditions only (portable exposure conditions are not covered by this exclusion).

- The device is a mobile device.

f) The aggregate H-field strengths at 15 cm surrounding the device and 20 cm above the top surface from all simultaneous transmitting coils are demonstrated to be less than 50 % of the MPE limit.

- Refer to following test results.

The EUT H-Field Strength levels at 15 cm < 50 % of the MPE H-Field Strength limit 1.63 A/m
0.079 A/m (Max) < 0.815 A/m

2.2. Test results

- E-Field Strength from each edges the EUT

Test Mode		Point A (V/m)	Point B (V/m)	Point C (V/m)	Point D (V/m)	Point E (V/m)	Point F (V/m)
Charging mode	Less than 1% of Battery	4.067	3.481	2.434	2.313	2.620	3.893
	Less than 50% of Battery	4.048	3.477	2.430	2.285	2.635	3.876
	100% full charging of Battery.	4.057	3.472	2.451	2.320	2.618	3.881

- H-Field Strength from each edges the EUT

Test Mode		Point A (A/m)	Point B (A/m)	Point C (A/m)	Point D (A/m)	Point E (A/m)	Point F (A/m)
Charging mode	Less than 1% of Battery	0.078	0.066	0.079	0.066	0.062	0.075
	Less than 50% of Battery	0.076	0.064	0.077	0.066	0.060	0.072
	100% full charging of Battery.	0.077	0.067	0.077	0.064	0.063	0.074

This report shall not be reproduced except in full, without the written approval of KES Co., Ltd.

The results shown in this test report refer only to the sample(s) tested unless otherwise stated.

The authenticity of the test report, contact shchoi@kes.co.kr



Appendix A. Measurement equipment

Equipment	Manufacturer	Model	Serial No.	Calibration interval	Calibration due.
Isotropic electric Field Probe	ETS LINDGREN	HI-6105	00151770	1 year	2019.06.25
Magnetic Field Sensor	HIOKI	0850-B1	3471	1 year	2019.05.24
Magnetic Field Hitester	HIOKI	FT3470-50	120429926	1 year	2019.05.24

Peripheral device

Device	Manufacturer	Model No.	S/N	Note
AC/DC Adapter	Qualcomm	RH-120200US	-	Output : 12V, 2A
Client device	Samsung	SM-N920S	R39GB08DEBL	Mobile Phone
Client device	Samsung	SM-N920K	R39G905K3MW	Mobile Phone

This report shall not be reproduced except in full, without the written approval of KES Co., Ltd.

The results shown in this test report refer only to the sample(s) tested unless otherwise stated.

The authenticity of the test report, contact shchoi@kes.co.kr