


## Annex 3: External photographs 22-1-0146701T003a-A3

<b>Number of pages:</b>	7	<b>Date of Report:</b>	2023-Apr-03
<b>Testing company:</b>	CETECOM GmbH Im Teelbruch 116 45219 Essen Germany Tel. + 49 (0) 20 54 / 95 19-0 Fax: + 49 (0) 20 54 / 95 19-150	<b>Applicant:</b>	Continental Advanced Antenna GmbH
<b>Product:</b> <b>Model:</b>	RKE Module US RKE232E1 A232 905 1101		
<b>Contains FCC ID:</b>	2ACC7RKE232E1	<b>Contains IC:</b>	11980A-RKE232E1
<b>Testing has been carried out in accordance with:</b>	<b>FCC Regulations:</b> Title 47 CFR, Chapter I, Subchapter A, Subpart C: Part §15.231 <b>ISED Regulations:</b> RSS-210, Issue 10, Annex A.1  Deviations, modifications or clarifications (if any) to above mentioned documents are written in each section under "Test method and limit".		

## Table of Contents

1	External photographs of Main device under test (EUT/DUT) .....	3
1	External photographs of Accessories.....	5

# 1 External photographs of Main device under test (EUT/DUT)



Photograph 1: EUT 1\_application mode\_Top side view



Photograph 2: EUT 1\_application mode\_Rear side view



Photograph 3: EUT 1\_application mode\_closer view on the label


## 1 External photographs of Accessories



Photograph 1: AE 1 (Testbox)



Photograph 2: AE 1 (Testbox)




Photograph 3: AE 1 (Testbox)



Photograph 4: AE 2 (Car C192 AMG GT)



Photograph 5: AE 2 (Antenna module placement)



Photograph 6: Cab 1 (Cable harness testbox to application sample)

## End of Annex 3