

Annex 3: External photographs 19-1-0173601T06a-A3

Number of pages:	25	Date of Report:	2020-Dec-08
Testing company:	CETECOM GmbH Im Teelbruch 116 45219 Essen Germany Tel. + 49 (0) 20 54 / 95 19-0 Fax: + 49 (0) 20 54 / 95 19-150	Applicant:	Continental Advanced Antenna GmbH
Test Object / Tested Device(s):	RKE-Transceiver , RKE232E1		
FCC ID:	2ACC7RKE232E1	IC:	11980A-RKE232E1
Testing has been carried out in accordance with:	FCC Regulations: Title 47, Subpart 15.231 ISED Regulations: RSS-Gen, Issue 5; RSS-210, Issue 10 Deviations, modifications or clarifications (if any) to above mentioned documents are written in each section under "Test method and limit".		

Table of Contents

1	External photographs of Main device under test (EUT/DUT)	3
2	External photographs of Accessories.....	20

1 External photographs of Main device under test (EUT/DUT)



Photograph 1: EUT A_Top view



Photograph 2: EUT A_Rear side view



Photograph 3: EUT A_Left side view



Photograph 4: EUT A_Right side view



Photograph 5: EUT B_Rear side view



Photograph 6: EUT B_front side view



Photograph 7: EUT B_Right side view



Photograph 8: EUT B_left side view



Photograph 9: EUT B_Top side view



Photograph 10: EUT B_Bottom side view




Photograph 11: EUT C_Rear side view



Photograph 12: EUT C_front side view



Photograph 13: EUT C_Right side view



Photograph 14: EUT C_left side view



Photograph 15: EUT C_Top side view



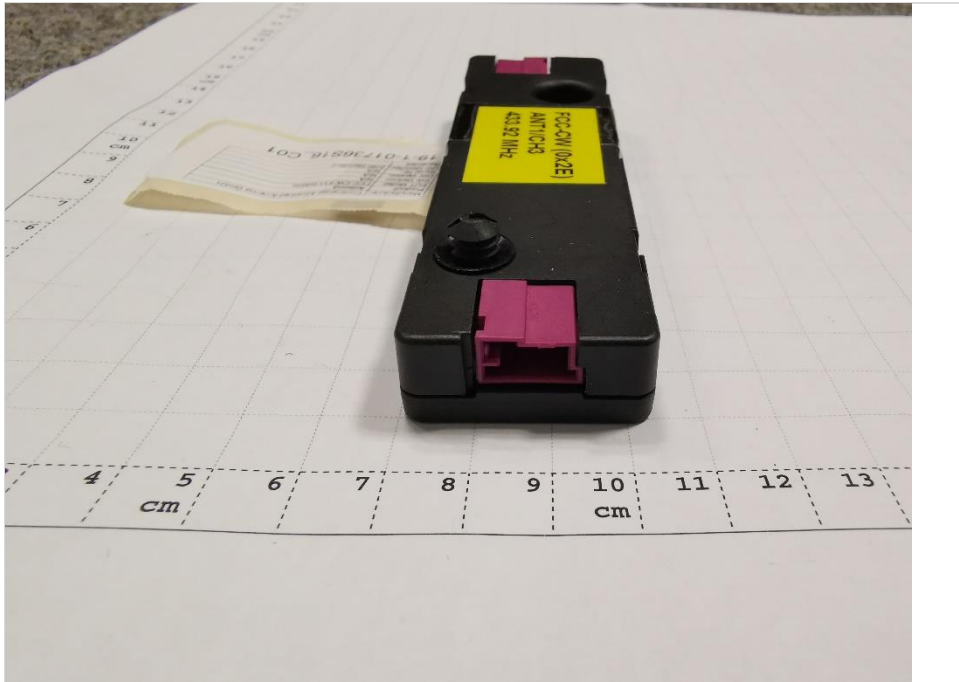
Photograph 16: EUT C_Bottom side view




Photograph 17: EUT D_Rear side view



Photograph 18: EUT D_front side view



Photograph 19: EUT D_Right side view



Photograph 20: EUT D_left side view



Photograph 21: EUT D_Top side view



Photograph 22: EUT D_Bottom side view



Photograph 23: EUT E_Rear side view



Photograph 24: EUT E_front side view



Photograph 25: EUT E_Right side view



Photograph 26: EUT E_left side view



Photograph 27: EUT E_Top side view



Photograph 28: EUT E_Bottom side view




Photograph 29: EUT F_Rear side view



Photograph 30: EUT F_front side view



Photograph 31: EUT F_Right side view



Photograph 32: EUT F_left side view




Photograph 33: EUT F_Top side view




Photograph 34: EUT F_Bottom side view

2 External photographs of Accessories



Photograph 1: AE 1_rear side view



Photograph 2: AE 2_front side view



Photograph 3: AE 2_Top side view



Photograph 4: AE 2_Front side view




Photograph 5: AE 2_Rear side view




Photograph 6: AE 3_Font side view




Photograph 7: AE 3_Rear side view




Photograph 8: AE 4_Front side view




Photograph 9: AE 4_Rear side view



Photograph 10: AE 5_Front side view.



Photograph 11: CAB 1



Photograph 12: CAB 2

End of Annex 3