

Annex 4: Test set-up photographs to
TEST REPORT
No.: 19-1-0107601T08a-C1

According to:
Title 47 CFR, Chapter I
FCC Regulations, Subchapter A
§15.247 (DTS)

ISED-Regulations
RSS-Gen, Issue 5
RSS 247 Issue 2
(DTS)

for

Continental Advanced Antenna GmbH

DDAECE02
BT-Transceiver

FCC ID: 2ACC7DDAECE02
ISED: 11980A-DDAECE02

Laboratory Accreditation and Listings



Accredited EMC-Test Laboratory

accredited according to DIN EN ISO/IEC 17025

CETECOM GmbH


Laboratory Radio Communications & Electromagnetic Compatibility
Im Teelbruch 116 • 45219 Essen • Germany
Registered in Essen, Germany, Reg. No.: HRB Essen 8984
Tel.: + 49 (0) 20 54 / 95 19-954 • Fax: + 49 (0) 20 54 / 95 19-964
E-mail: info@cetecom.com • Internet: www.cetecom.com

Table of Contents


1. Radiated Radiated Field Strength-Measurement Set-Up	3
1.1. Radiated Field Strength Measurement In Range 9 KHz To 30 MHz	3
1.2. Radiated Field Strength Measurement In Range 30 MHz To 1GHz	5
1.3. Radiated Field Strength Measurement In Range 1 GHz To 26 GHz	6
2. Conducted RF-Measurements Set-Up	7

1. Radiated Field Strength-Measurement Set-Up


1.1. Radiated Field Strength Measurement In Range 9 KHz To 30 MHz




Photograph 1: Close View EUT Standing





Photograph 2: Overall View EUT Standing




Photograph 3: Close View EUT Laying




Photograph 4: Overall view EUT laying

1.2. Radiated Field Strength Measurement In Range 30 MHz To 1GHz**Photograph 5: Overall View EUT Laying****Photograph 6: Close View EUT Laying**

1.3. Radiated Field Strength Measurement In Range 1 GHz To 26 GHz




Photograph 7: Overall View



Photograph 8: Close View

2. Conducted RF-Measurements Set-Up



Photograph 9: Set-Up For Conducted Measurements