

Annex 4: Test set-up photographs to
TEST REPORT
No.: 19-1-0107603T01a-C1

According to:
Title 47 CFR, Chapter I
FCC Regulations, Subchapter A
Subpart C:
§15.247 (DTS)

ISED-Regulations
RSS-Gen, Issue 5
RSS 247 Issue 2
(DTS)

for

Continental Advanced Antenna GmbH

DDA02
BT-Transceiver

FCC ID: 2ACC7DDA02
ISED: 11980A-DDA02




Laboratory Accreditation and Listings
<div style="text-align: center;"><p>Deutsche Akkreditierungsstelle D-PL-12047-01-01 D-PL-12047-01-03 D-PL-12047-01-04</p></div> <p>Accredited EMC-Test Laboratory</p>
accredited according to DIN EN ISO/IEC 17025
<p style="text-align: center;">CETECOM GmbH Laboratory Radio Communications & Electromagnetic Compatibility Im Teelbruch 116 • 45219 Essen • Germany Registered in Essen, Germany, Reg. No.: HRB Essen 8984 Tel.: + 49 (0) 20 54 / 95 19-954 • Fax: + 49 (0) 20 54 / 95 19-964 E-mail: info@cetecom.com • Internet: www.cetecom.com</p>

Table of Contents


1. Radiated Radiated Field Strength-Measurement Set-Up	3
1.1. Radiated Field Strength Measurement In Range 30 MHz To 1GHz	3
1.2. Radiated Field Strength Measurement In Range 1 GHz To 26 GHz	5

1. Radiated Field Strength-Measurement Set-Up

1.1. Radiated Field Strength Measurement In Range 30 MHz To 1GHz




Photograph 1: Overall View EUT Laying




Photograph 2: Close View EUT standing

1.2. Radiated Field Strength Measurement In Range 1 GHz To 26 GHz



Photograph 3: Overall View



Photograph 4: Close View