


## Appendix C. Setup Photographs


<Radiated Emission>

X Plane for Cellular Band (DC 12V)

LF




HF




**X Plane for Cellular Band DC 24V**

**LF**




**HF**




**Y Plane for PCS Band (DC 12V)**

**LF**




**HF**





**Y Plane for PCS Band (DC 24V)**

**LF**



**HF**

