


## PHOTOGRAPHS OF THE TEST CONFIGURATION

CONDUCTED EMISSION TEST  
(For WLAN 2.4GHz & Bluetooth)



(For NFC)



# RADIATED EMISSION TEST



(For WLAN 2.4GHz)

MODE A, B

Frequency Range 30MHz ~ 1GHz




Frequency Range above 1GHz







## MODE C

Frequency Range 30MHz ~ 1GHz



### Frequency Range above 1GHz



## RADIATED EMISSION TEST



(For Bluetooth)

Frequency Range 30MHz ~ 1GHz







Frequency Range above 1GHz







# RADIATED EMISSION TEST (For NFC)



**(WWAN)**  
**(PART 22)**  
**RADIATED EMISSION TEST**  
**MODE A, B**



### MODE C





ERP POWER TEST  
MODE A, B, C




(PART 24)

RADIATED EMISSION TEST

MODE A



MODE B, C





EIRP POWER TEST  
MODE A, B, C

