


PHOTOGRAPHS OF THE TEST CONFIGURATION

CONDUCTED EMISSION TEST
(For WLAN 2.4GHz & Bluetooth)



(For NFC)



RADIATED EMISSION TEST



(For WLAN 2.4GHz)

MODE A, B

Frequency Range 30MHz ~ 1GHz




Frequency Range above 1GHz





MODE C

Frequency Range 30MHz ~ 1GHz



Frequency Range above 1GHz





RADIATED EMISSION TEST

(For Bluetooth)



Frequency Range 30MHz ~ 1GHz



Frequency Range above 1GHz



RADIATED EMISSION TEST (For NFC)




(WWAN)
(PART 22)
RADIATED EMISSION TEST
MODE A, B



MODE C



ERP POWER TEST
MODE A, B, C




(PART 24)

RADIATED EMISSION TEST

MODE A



MODE B, C



EIRP POWER TEST
MODE A, B, C

