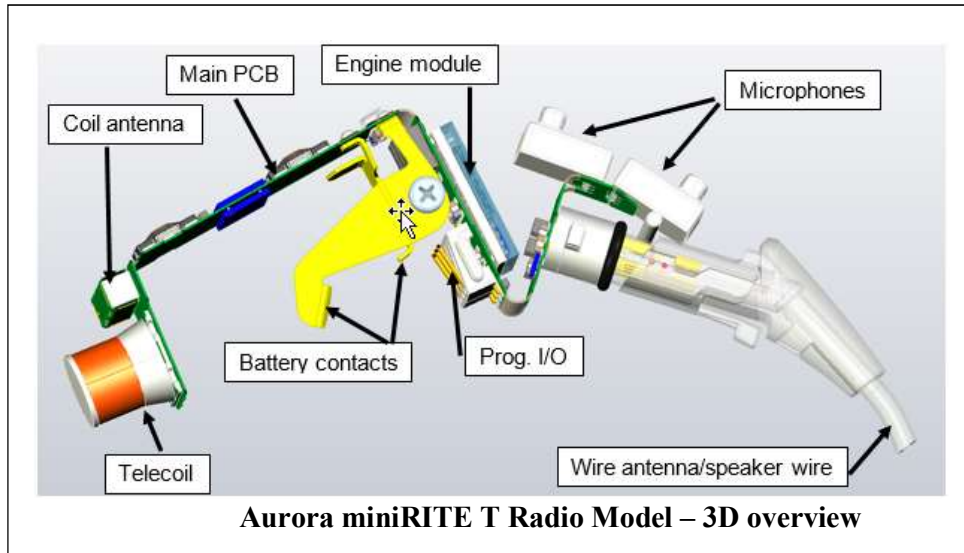


SBO Hearing A/S

Radio Model - Quick Installation Guide

Radio Model Name: Aurora miniRITE T

The Aurora miniRITE T radio model contains two radio transceivers running at 3.84 MHz and 2.4 GHz and both implemented on a single hardware platform.



The radio model is implemented in an engine module mounted on the main PCB with connections to the antennas, the microphones, the speaker and the battery terminals. The radio model can be seen in 3D overview to the left:

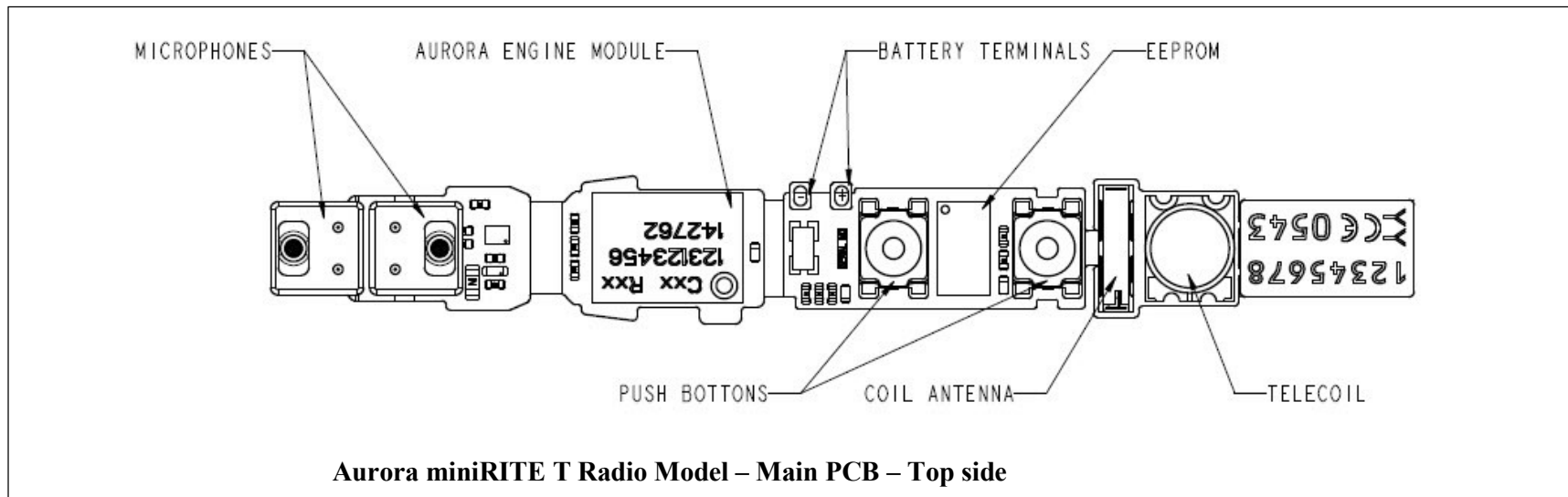
The 3.84 MHz radio is a low power, short range inductive radio transceiver working at a single channel at 3.84 MHz using MSK modulation with 320 kbit/s data rate and connected to a small coil antenna.

The 2.4 GHz radio is a Bluetooth Low Energy (BLE) transceiver using GFSK modulation with 1 Mbit/s data rate also capable of proprietary reception modes with higher data rates (2 Mbit/s, 4 Mbit/s) and connected to a short wire antenna.

Radio Model - Quick Installation Guide

Radio Model Name: Aurora miniRITE T

Below the main flex PCB of the Aurora miniRITE T radio model with the most important electrical and electro-mechanical components can be seen:



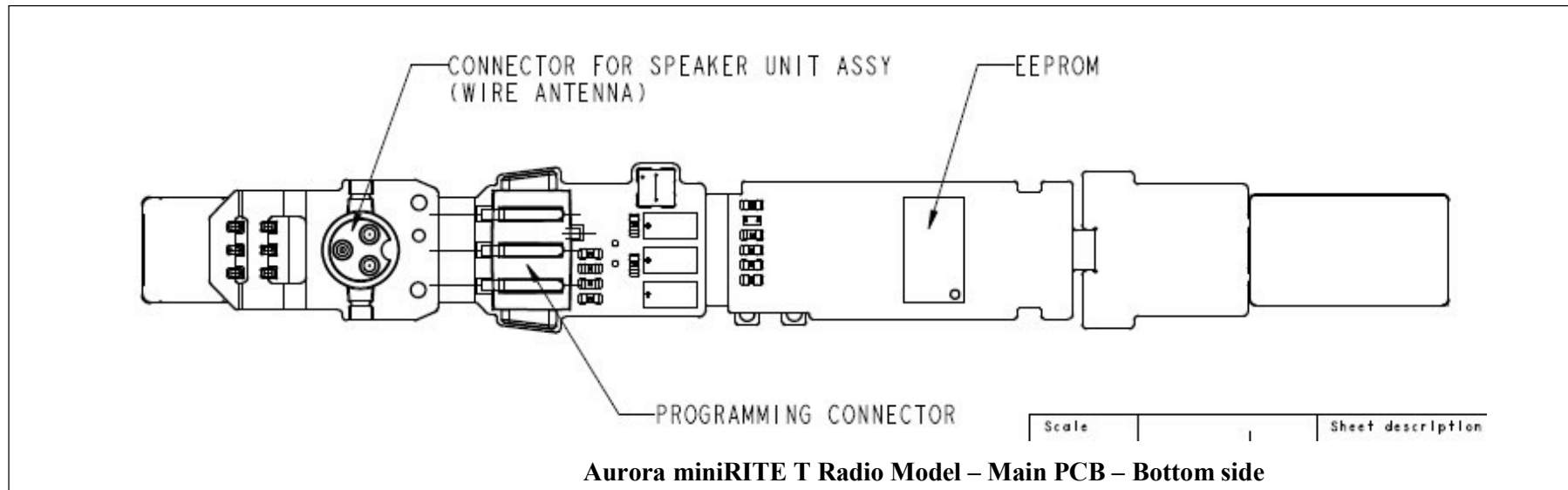
The most important part of the radio model is the Engine Module mounted on the main flex PCB, which connects it to both the EEPROM memory and all external connections: On the top side these are the microphones, the battery terminals and the push button.

The Aurora miniRITE T radio model requires only a single cell battery and an external speaker (also incl. the wire antenna for the Bluetooth radio part) to be attached and plastic shells, defining the industrial design of a hearing aid end product and holding everything together, in order to be operational.

Radio Model - Quick Installation Guide

Radio Model Name: Aurora miniRITE T

On the bottom side of the main PCB of the Aurora miniRITE T radio model the connector for the speaker unit assembly (where the wire antenna for the Bluetooth radio is an integrated part), the programming connector, EEPROM memory and coil antenna for the 3.84 MHz radio can be seen:



The most important parts inside the Engine module are a Digital-Signal-Processor (DSP as either a **DSP_1b** or a **DSP_1c** version differentiating on the available amount of internal memory capacity), a radio Front-End (FE) chip for the 3.84 MHz radio part and an RF chip for the Bluetooth radio part – all mounted on a small rigid PCB again mounted on the main flex PCB. The Aurora miniRITE T radio model also includes all voltage regulators and buffered data programming inputs on board. The DSP is the main processor controlling the functionality of both radios in the Aurora miniRITE-T radio model.

The Aurora miniRITE T radio model is intended to be installed in Philips wireless hearing aid devices of the miniRITE T (Receiver-In-The-Ear) wearing style.

SBO Hearing A/S

Radio Model - Regulatory Label Information for USA & Canada

Radio Model Name: Aurora miniRITE T

Contains: **FCC ID:** 2ACAH-AUMRTE
 IC: 11936A-AUMRTE

NOTICE:

This device complies with Part 15 of the FCC Rules and with RSS-210 and RSS-247 of Industry Canada.

Operation is subject to the following two conditions:

- (1) This device may not cause harmful interference, and
- (2) This device must accept any interference received, including interference that may cause undesired operation.

Changes or modifications made to this equipment not expressly approved by SBO Hearing A/S may void the FCC authorization to operate this equipment.

Le présent appareil est conforme aux CNR d'Industrie Canada applicables aux appareils radio exempts de licence.

L'exploitation est autorisée aux deux conditions suivantes:

- (1) *l'appareil ne doit pas produire de brouillage, et*
- (2) *l'utilisateur de l'appareil doit accepter tout brouillage radioélectrique subi, même si le brouillage est susceptible d'en compromettre le fonctionnement.*

SBO Hearing A/S

Radio Model - Regulatory Label Information for Japan

Radio Model Name: Aurora miniRITE T

Description: Radio module with 2.4 GHz low power transceiver to be integrated into Philips hearing instruments and associated devices.

Regulatory label:



R 202-LSF003

NB: The regulatory label for Japan is also included in the IFU for Japan.

This device is granted pursuant to the Japanese Radio Law (電波法) and the Japanese Telecommunications Business Law (電気通信事業法) under the grant ID n° 認証番号: 202-LSF003

This device should not be modified (otherwise the granted designation number will become invalid)
本製品の改造は禁止されています。(適合証明番号などが無効となります。)

NB: The regulatory label is not shown on the radio module itself or any end products with it, since they are too small for the label to be readable without any optical aids or magnification. Below the radio module is shown, indicating a size of about 6x10x29 mm.



Radio module from the side



Radio module from the top side (button side)