

High Quality Stereo Bluetooth Speakers

User Guide for QKS93

Thank you for using the company's buluse mini speakers. In order to let you easily experience products, we have a detailed description for the use for you to get the product introduction, the usage knowledge. Before your use of the machine please read the instructions carefully. If there's a misprint or translation error, your understanding would be expected.

Note

In order to use the player correctly, make sure the player is in good performance, please read and follow:

- Do not severely impact on the host.
- Do not touch benzene, thinner and other chemicals.
- Please do not get close to the strong magnetic field, electric field.
- Please avoid direct light or heating appliances.
- Do not disassemble, repair, and reform.
- When cycling, driving the car and motorcycle, do not use the player and headset so as to avoid danger.
- Do not listen with a larger volume, so as to avoid adverse effects on hearing.
- For waste packaging, batteries, old electronic products, please classify and handle properly.

Function characteristic

2.1+EDR Bluetooth, the maximum receiving distance of 10 meters.

Clear voice , no echo.

Stereo audio input interface, easy to connect computer, digital music player, mobile phone and other audio equipment.

Built in rechargeable lithium battery, environmental protection, energy saving, practical.


USB mobile power supply


Play music operation

The machine turned on automatic detection and identification of external equipment, boot into the Bluetooth mode; insert audio signal lines can not automatically switch, played by [O/PLAY] key to switch to the aux mode, with functional operation please reading the four "products button and Jack function definition."


The function definition of the key and the jack of the product (in kind prevail).




1.[]: power switch; long press 2 seconds to open, long press 2 seconds to.


2. []: play / pause / receive phone calls / hang up / mode conversion

Short in TF, aux and Bluetooth mode to play / pause; calls short according to pick up the phone, call short press the hang up; short by two release mode conversion, the conversion sequence for TF ->AUX - > Bluetooth.

[]: Long press 2 seconds for the last song / short press to reduce the volume

[]: Long press 2 seconds for the next song / short press to increase the volume

. [AUX]: AUX is an audio interface, stereo audio input interface, easy to connect computers, digital music players, mobile phones and other audio equipment.

6. [] Power charging jack, can use the special USB power cable, connected to the computer's USB interface to charge.. [DC OUT]: emergency mobile power can supply for mobile phone

Indicator light

Red indicator: charge indicator.

Red indicator: AUX, Bluetooth, play mode indicator; low power off indicator.

Bluetooth connection method (optional models, in kind prevail):

1, boot or press mode key to switch to enter the Bluetooth mode, will be issued a prompt tone, LED indicator light flash.


2, open the mobile devices (mobile phones, computers, etc.) of the Bluetooth function, search the Bluetooth pairing of the machine.

3, manually click, the device automatically paired, connection, the success of the connection will be issued a "success" of the sound. (generally do not enter a password)

4, has been paired successful equipment, the next boot will automatically connect.

Note: enter the Bluetooth mode for 10 seconds, Bluetooth will automatically find the device and the matching connection, 10 seconds after the connection through the manual.

Charging method

Insert one end of the power cord to the machine [] jack, the other end of the USB insertion USB interface of the computer, or connecting a standard 5V 500mA charging interface, the charge of "red light", full of "red light".

The machine is built in a charging protection circuit, can be used for a long time to connect a computer or charger, about 3 hours can be filled with batteries; battery life time will be different from the use of the volume of time.

Low battery

When the power is low, the system will automatically shut down, at this time, please charge in time; if you don't use this machine for long time, at least charge once a month, which can protect the battery to extend battery life.

FCC Statement

This device complies with Part 15 of the FCC rules. Operation is subject to the following two conditions: 1) this device may not cause harmful interference, and 2) this device must accept any interference received, including interference that may cause undesired operation.

Note: This equipment has been tested and found to comply with the limits for a Class B digital device, pursuant to part 15 of the FCC Rules. These limits are designed to provide reasonable protection against harmful interference in a residential installation. This equipment generates uses and can radiate radio frequency energy and, if not installed and used in accordance with the instructions, may cause harmful interference to radio communications. However, there is no guarantee that interference will not occur in particular installation. If this equipment does cause harmful interference to radio or television reception, which can be determined by turning the equipment off and on, the user is encouraged to try to correct the interference by one or more of the following measures:

- Reorient or relocate the receiving antenna.
- Increase the separation between the equipment and receiver.
- Connect the equipment into an outlet on a circuit different from that to which the receiver is Connected.
- Consult the dealer or an experienced radio/TV technician for help.

Changes or modifications not expressly approved by the party responsible for compliance could void the user's authority to operate the equipment.

This device is measured RF output power is less than the SAR exclusion threshold value for human head and body. Therefore, SAR test is not necessary.