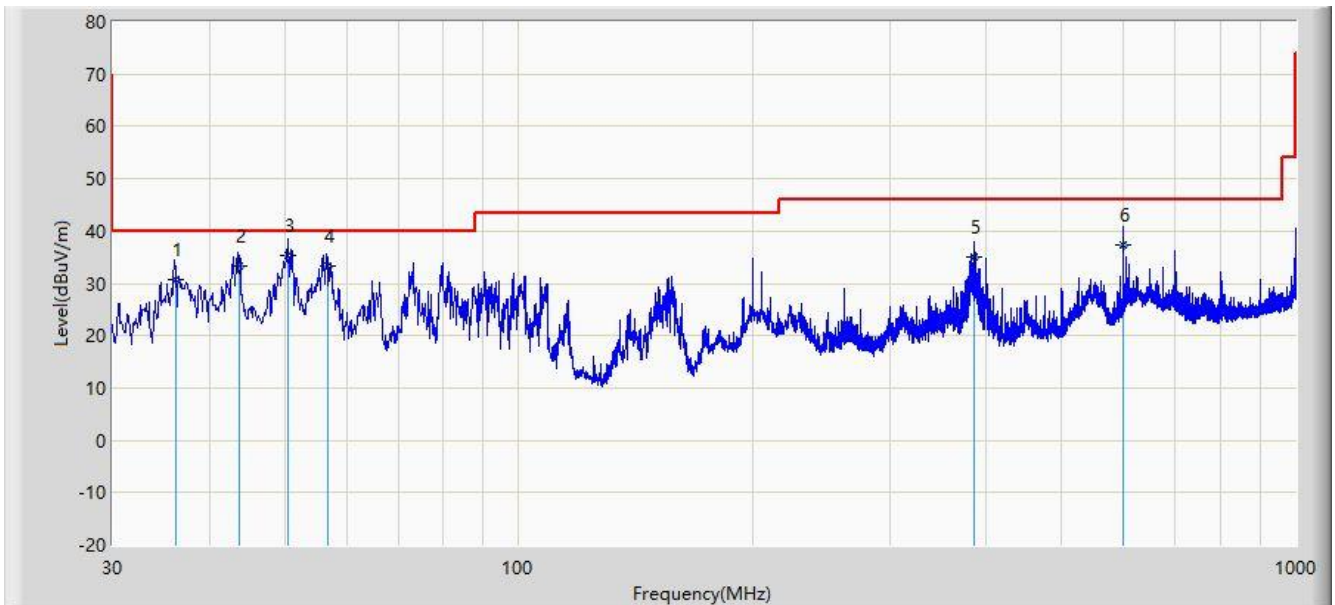


Site: AC1	Time: 2015/04/09 - 15:35
Limit: FCC_Part15.209_RE(3m)	Engineer: Milo Li
Probe: VULB9162_0.03-8GHz	Polarity: Vertical
EUT: BHS VDSL VoIP	Power: AC 120V/60Hz
<b>Note: There is the worst case within frequency range 30MHz~1GHz.</b>	

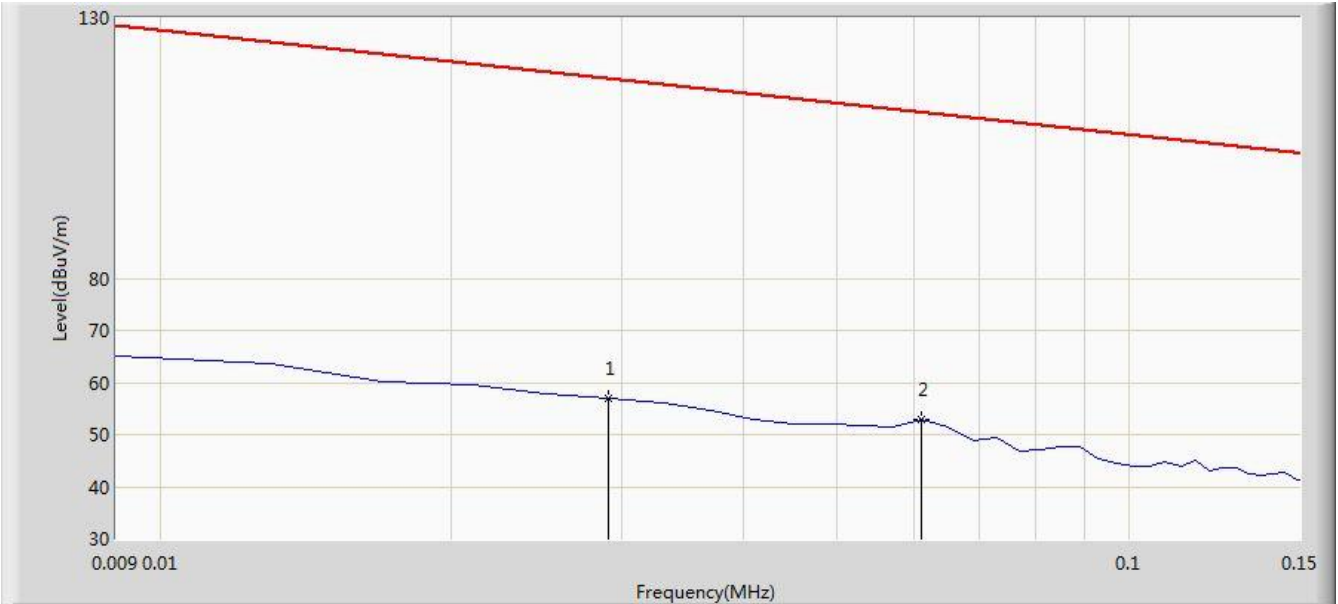


No	Flag	Mark	Frequency (MHz)	Measure Level (dBuV/m)	Reading Level (dBuV)	Over Limit (dB)	Limit (dBuV/m)	Factor (dB)	Type
1			36.130	30.812	17.690	-9.188	40.000	13.122	QP
2			43.630	33.263	18.730	-6.737	40.000	14.532	QP
3		*	50.430	35.299	20.400	-4.701	40.000	14.899	QP
4			56.720	33.337	18.950	-6.663	40.000	14.386	QP
5			385.370	34.918	18.580	-11.082	46.000	16.339	QP
6			600.030	37.302	17.340	-8.698	46.000	19.962	QP

Note: Measure Level (dBuV/m) = Reading Level (dBuV) + Factor (dB)

Factor (dB) = Cable Loss (dB) + Antenna Factor (dB/m)

Site: AC1	Time: 2015/04/09 - 09:44
Limit: FCC_Part15.209_RE(3m)	Engineer: Roy Cheng
Probe: FMZB1519_0.009-30MHz	Polarity: Face on
EUT: BHS VDSL VoIP	Power: AC 120V/60Hz
<b>Note: There is the ambient noise within frequency range 9kHz~30MHz.</b>	

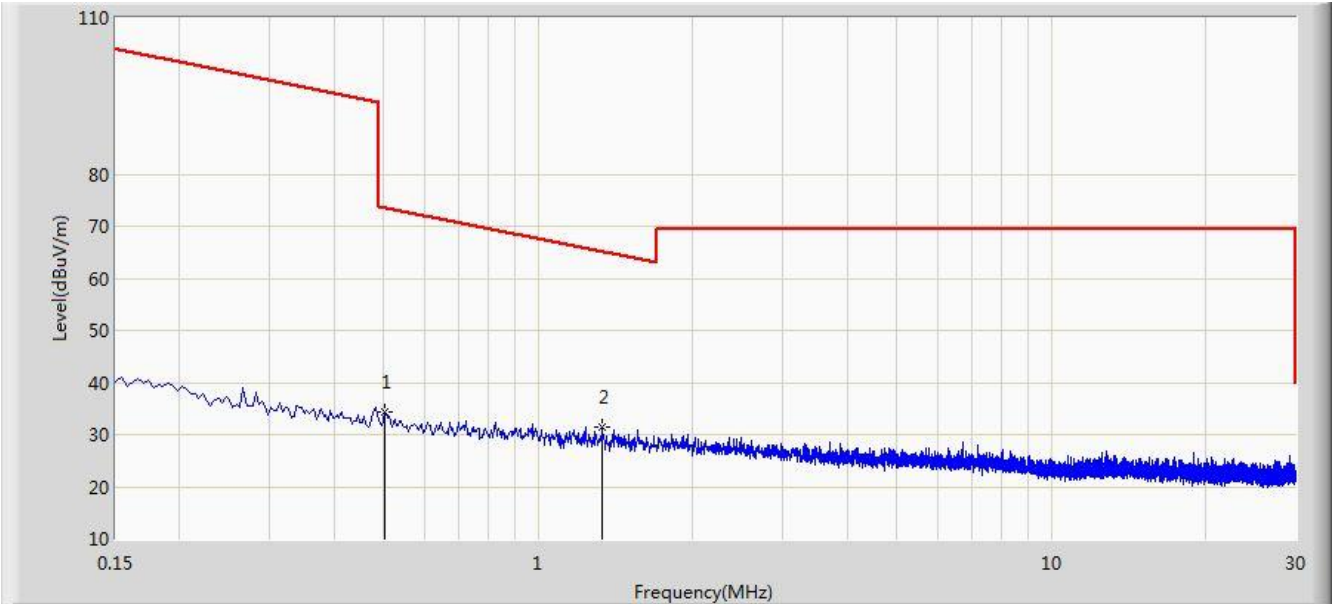


No	Flag	Mark	Frequency (MHz)	Measure Level (dBuV/m)	Reading Level (dBuV)	Over Limit (dB)	Limit (dBuV/m)	Factor (dB)	Type
1			0.029	56.893	35.844	-61.463	118.356	21.049	QP
2		*	0.061	52.853	32.542	-59.045	111.898	20.311	QP

Note: Measure Level (dB $\mu$ V/m) = Reading Level (dB $\mu$ V) + Factor (dB)

Factor (dB) = Cable Loss (dB) + Antenna Factor (dB/m)

Site: AC1	Time: 2015/04/09 - 09:44
Limit: FCC_Part15.209_RE(3m)	Engineer: Roy Cheng
Probe: FMZB1519_0.009-30MHz	Polarity: Face on
EUT: BHS VDSL VoIP	Power: AC 120V/60Hz
<b>Note: There is the ambient noise within frequency range 9kHz~30MHz.</b>	

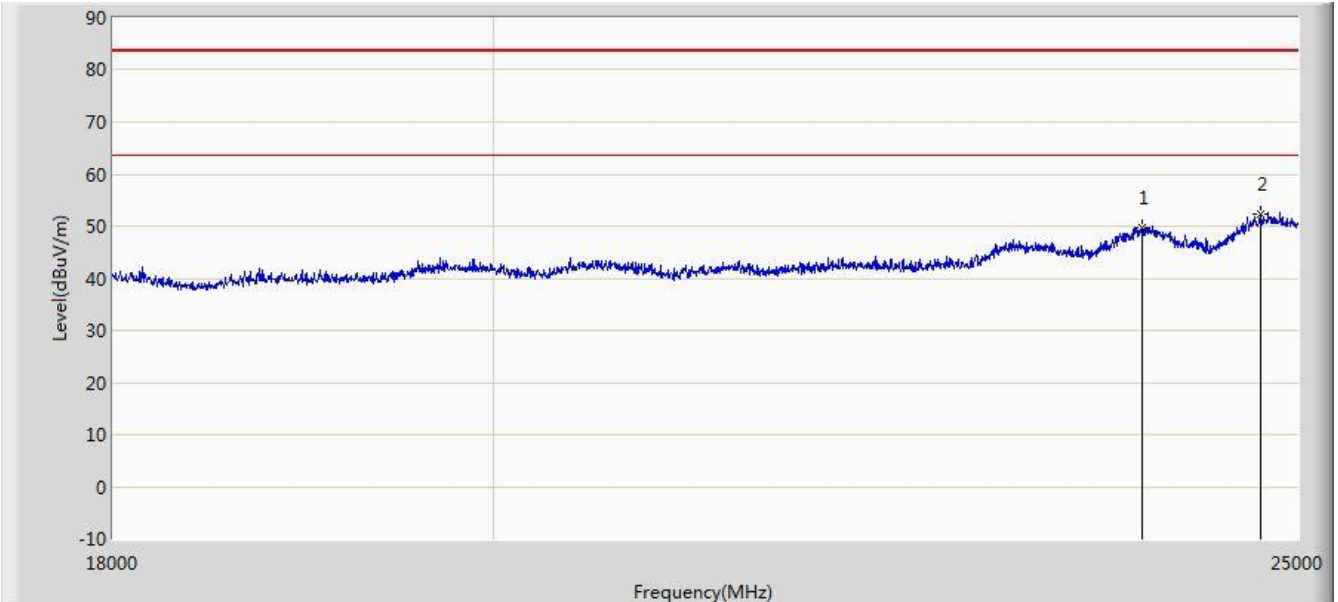


No	Flag	Mark	Frequency (MHz)	Measure Level (dBuV/m)	Reading Level (dBuV)	Over Limit (dB)	Limit (dBuV/m)	Factor (dB)	Type
1			0.502	34.370	13.947	-39.220	73.590	20.423	QP
2		*	1.334	31.595	11.104	-33.530	65.125	20.491	QP

Note: Measure Level (dB $\mu$ V/m) = Reading Level (dB $\mu$ V) + Factor (dB)

Factor (dB) = Cable Loss (dB) + Antenna Factor (dB/m)

Site: AC1	Time: 2015/04/09 - 10:21
Limit: FCC_Part15.209_RE(1m)	Engineer: Roy Cheng
Probe: BBHA9170_18-40GHz	Polarity: Horizontal
EUT: BHS VDSL VoIP	Power: AC 120V/60Hz
<b>Note: There is the ambient noise within frequency range 18GHz~25GHz.</b>	

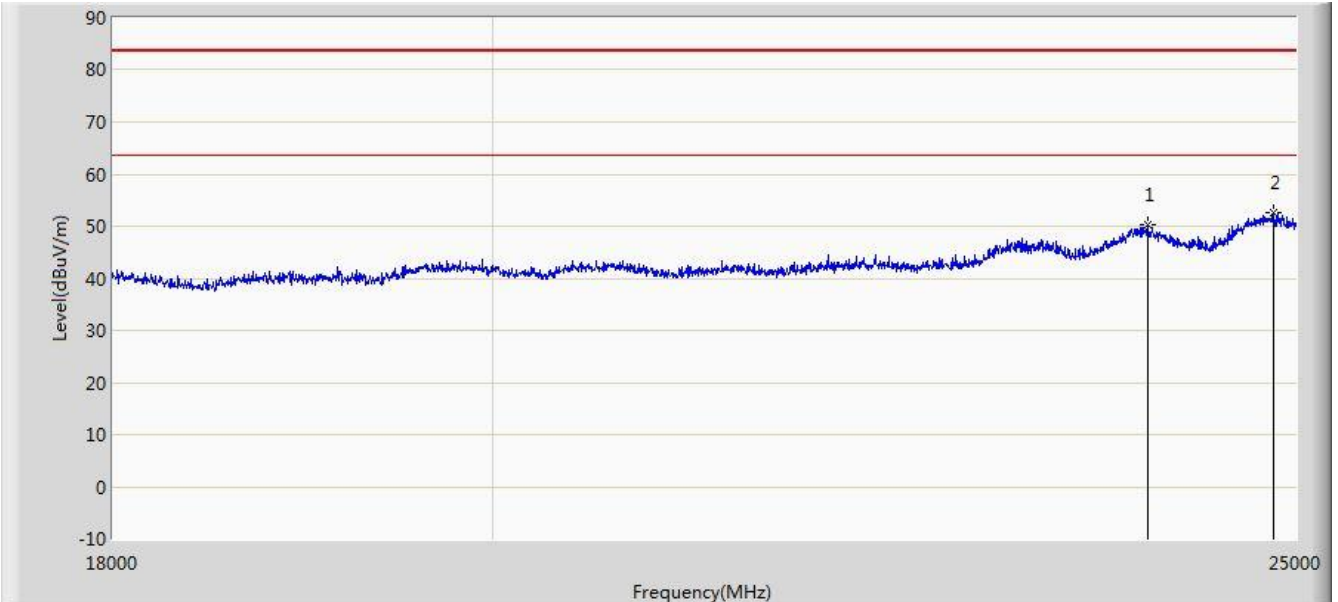


No	Flag	Mark	Frequency (MHz)	Measure Level (dBuV/m)	Reading Level (dBuV)	Over Limit (dB)	Limit (dBuV/m)	Factor (dB)	Type
1			23943.000	49.776	35.866	-33.724	83.500	13.910	PK
2		*	24741.000	52.375	37.681	-31.125	83.500	14.694	PK

Note: Measure Level (dB $\mu$ V/m) = Reading Level (dB $\mu$ V) + Factor (dB)

Factor (dB) = Cable Loss (dB) + Antenna Factor (dB/m) - Pre\_Amplifier Gain (dB)

Site: AC1	Time: 2015/04/09 - 10:21
Limit: FCC_Part15.209_RE(1m)	Engineer: Roy Cheng
Probe: BBHA9170_18-40GHz	Polarity: Vertical
EUT: BHS VDSL VoIP	Power: AC 120V/60Hz
<b>Note: There is the ambient noise within frequency range 18GHz~25GHz.</b>	



No	Flag	Mark	Frequency (MHz)	Measure Level (dBuV/m)	Reading Level (dBuV)	Over Limit (dB)	Limit (dBuV/m)	Factor (dB)	Type
1			23999.000	50.379	36.435	-33.121	83.500	13.944	PK
2		*	24846.000	52.503	37.735	-30.997	83.500	14.768	PK

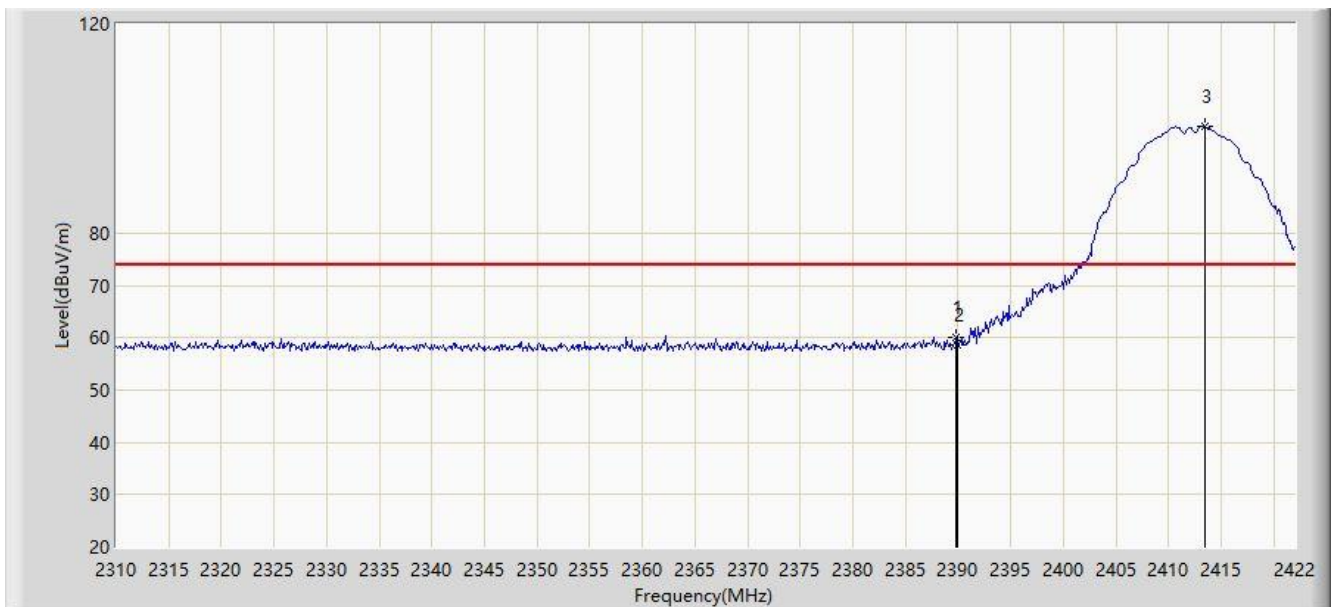
Note: Measure Level (dB $\mu$ V/m) = Reading Level (dB $\mu$ V) + Factor (dB)

Factor (dB) = Cable Loss (dB) + Antenna Factor (dB/m) - Pre\_Amplifier Gain (dB)

## 7.7. Radiated Restricted Band Edge Measurement

### 7.7.1. Test Result

Site: AC1	Time: 2015/04/03 - 13:18
Limit: FCC_Part15.209_RE(3m)	Engineer: Milo Li
Probe: BBHA9120D_1-18GHz	Polarity: Horizontal
EUT: BHS VDSL VoIP	Power: AC 120V/60Hz
Test Mode: Transmit by 802.11b at Channel 2412MHz Ant 1	

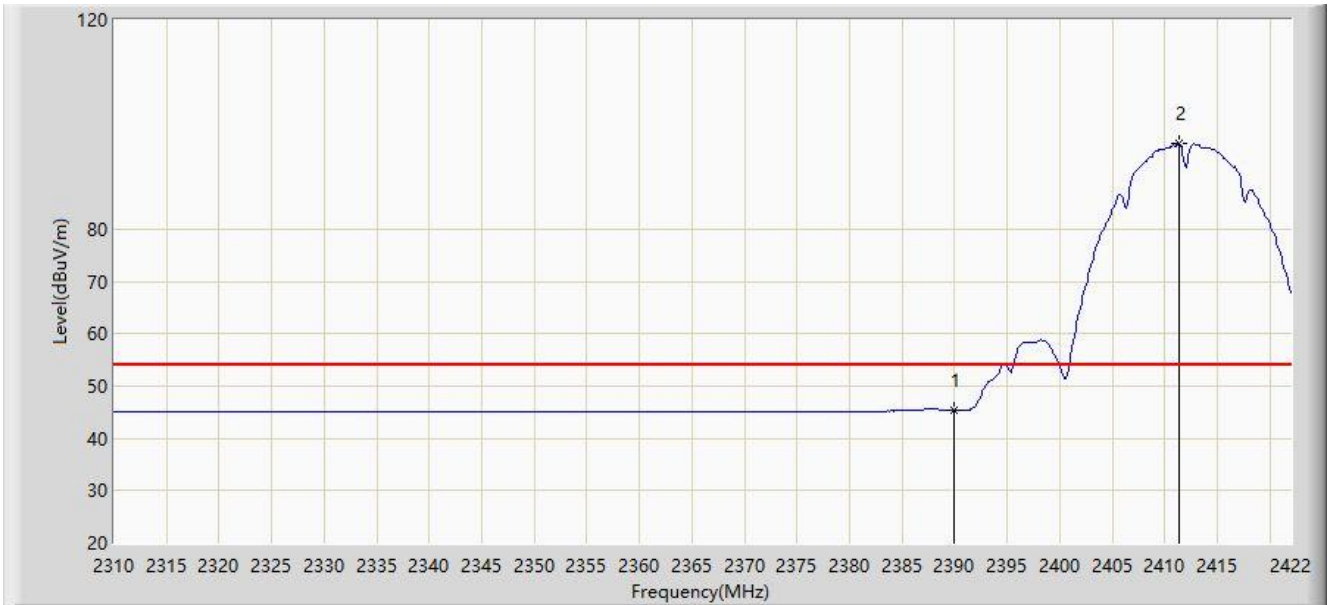


No	Flag	Mark	Frequency (MHz)	Measure Level (dBuV/m)	Reading Level (dBuV)	Over Limit (dB)	Limit (dBuV/m)	Factor (dB)	Type
1			2389.856	59.950	28.747	-14.050	74.000	31.203	PK
2			2390.000	58.475	27.272	-15.525	74.000	31.203	PK
3		*	2413.488	100.286	69.119	N/A	N/A	31.167	PK

Note: Measure Level (dB $\mu$ V/m) = Reading Level (dB $\mu$ V) + Factor (dB)

Factor (dB) = Cable Loss (dB) + Antenna Factor (dB/m).

Site: AC1	Time: 2015/04/03 - 13:35
Limit: FCC_Part15.209_RE(3m)	Engineer: Milo Li
Probe: BBHA9120D_1-18GHz	Polarity: Horizontal
EUT: BHS VDSL VoIP	Power: AC 120V/60Hz
Test Mode: Transmit by 802.11b at Channel 2412MHz Ant 1	

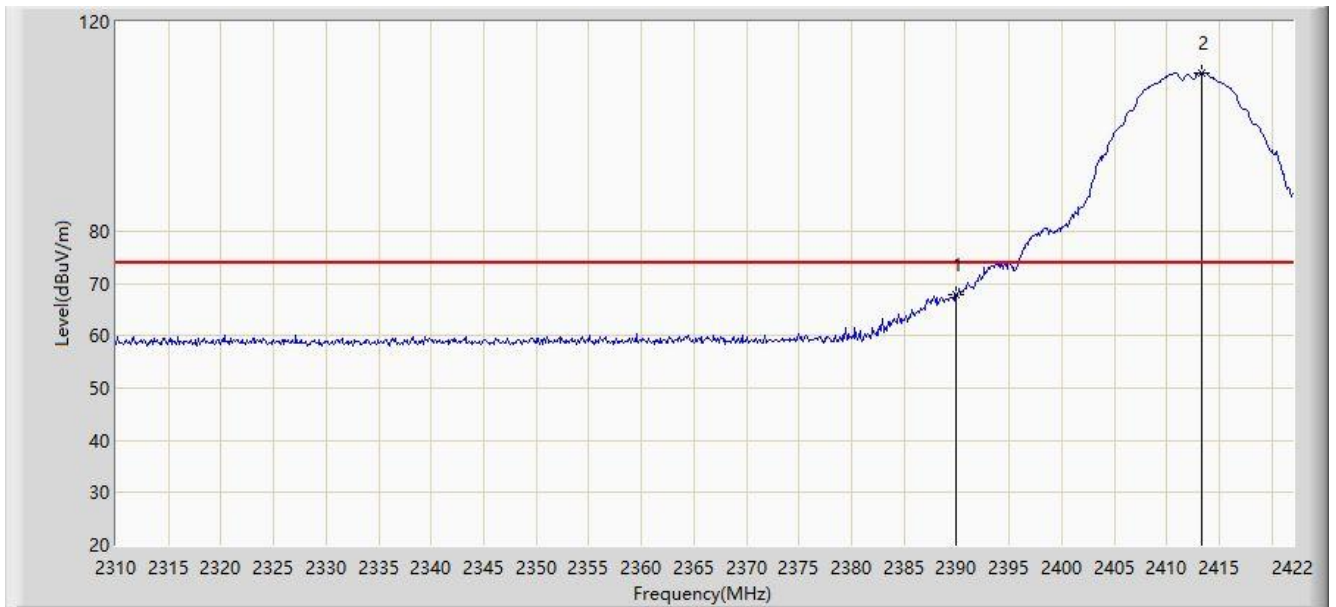


No	Flag	Mark	Frequency (MHz)	Measure Level (dBuV/m)	Reading Level (dBuV)	Over Limit (dB)	Limit (dBuV/m)	Factor (dB)	Type
1			2390.000	45.318	14.115	-8.682	54.000	31.203	AV
2		*	2411.360	96.284	65.113	N/A	N/A	31.170	AV

Note: Measure Level (dBuV/m) = Reading Level (dBuV) + Factor (dB)

Factor (dB) = Cable Loss (dB) + Antenna Factor (dB/m).

Site: AC1	Time: 2015/04/03 - 13:36
Limit: FCC_Part15.209_RE(3m)	Engineer: Milo Li
Probe: BBHA9120D_1-18GHz	Polarity: Vertical
EUT: BHS VDSL VoIP	Power: AC 120V/60Hz
Test Mode: Transmit by 802.11b at Channel 2412MHz Ant 1	



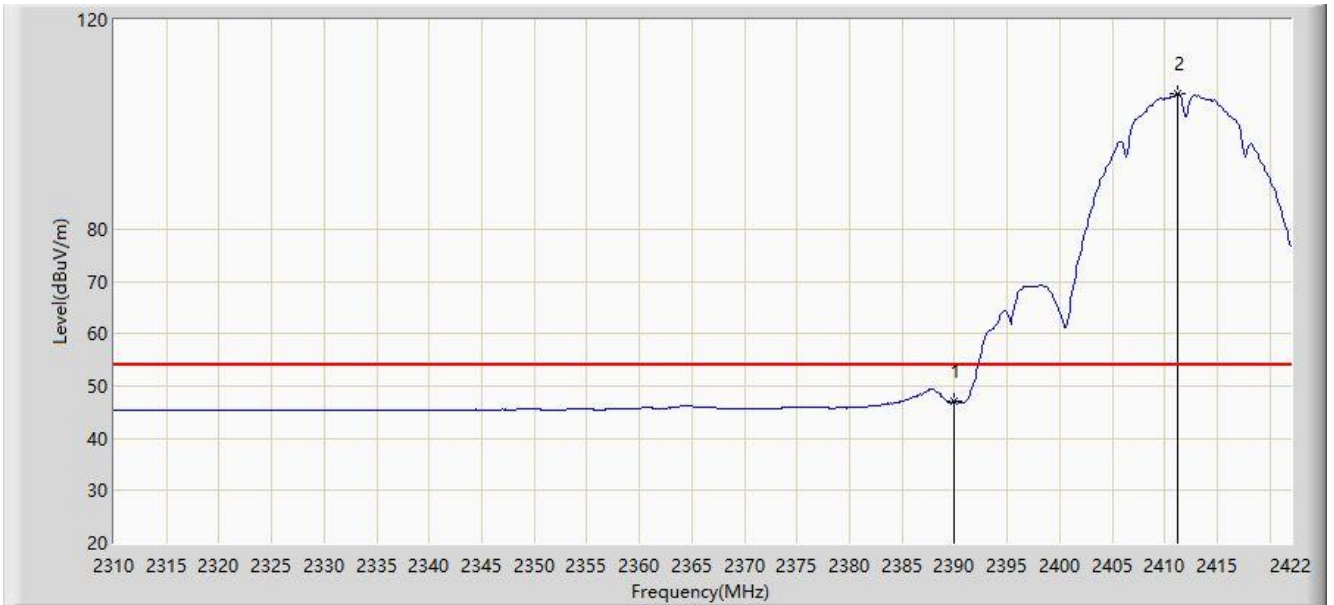
No	Flag	Mark	Frequency (MHz)	Measure Level (dBuV/m)	Reading Level (dBuV)	Over Limit (dB)	Limit (dBuV/m)	Factor (dB)	Type
1			2390.000	67.824	36.621	-6.176	74.000	31.203	PK
2		*	2413.264	110.224	79.057	N/A	N/A	31.167	PK

Note: Measure Level (dB $\mu$ V/m) = Reading Level (dB $\mu$ V) + Factor (dB)

Factor (dB) = Cable Loss (dB) + Antenna Factor (dB/m).



Site: AC1	Time: 2015/04/03 - 13:40
Limit: FCC_Part15.209_RE(3m)	Engineer: Milo Li
Probe: BBHA9120D_1-18GHz	Polarity: Vertical
EUT: BHS VDSL VoIP	Power: AC 120V/60Hz
Test Mode: Transmit by 802.11b at Channel 2412MHz Ant 1	

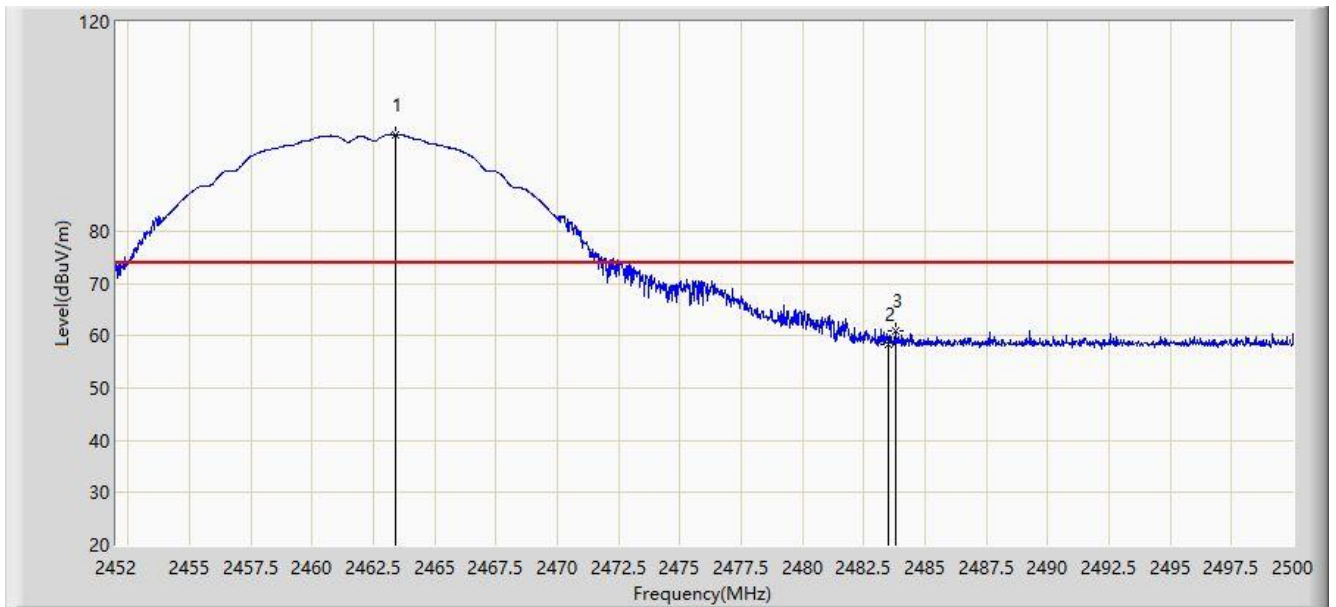


No	Flag	Mark	Frequency (MHz)	Measure Level (dBuV/m)	Reading Level (dBuV)	Over Limit (dB)	Limit (dBuV/m)	Factor (dB)	Type
1			2390.000	47.057	15.854	-6.943	54.000	31.203	AV
2		*	2411.248	105.921	74.750	N/A	N/A	31.171	AV

Note: Measure Level (dBuV/m) = Reading Level (dBuV) + Factor (dB)

Factor (dB) = Cable Loss (dB) + Antenna Factor (dB/m).

Site: AC1	Time: 2015/04/03 - 17:43
Limit: FCC_Part15.209_RE(3m)	Engineer: Milo Li
Probe: BBHA9120D_1-18GHz	Polarity: Horizontal
EUT: BHS VDSL VoIP	Power: AC 120V/60Hz
Test Mode: Transmit by 802.11b at Channel 2462MHz Ant 1	

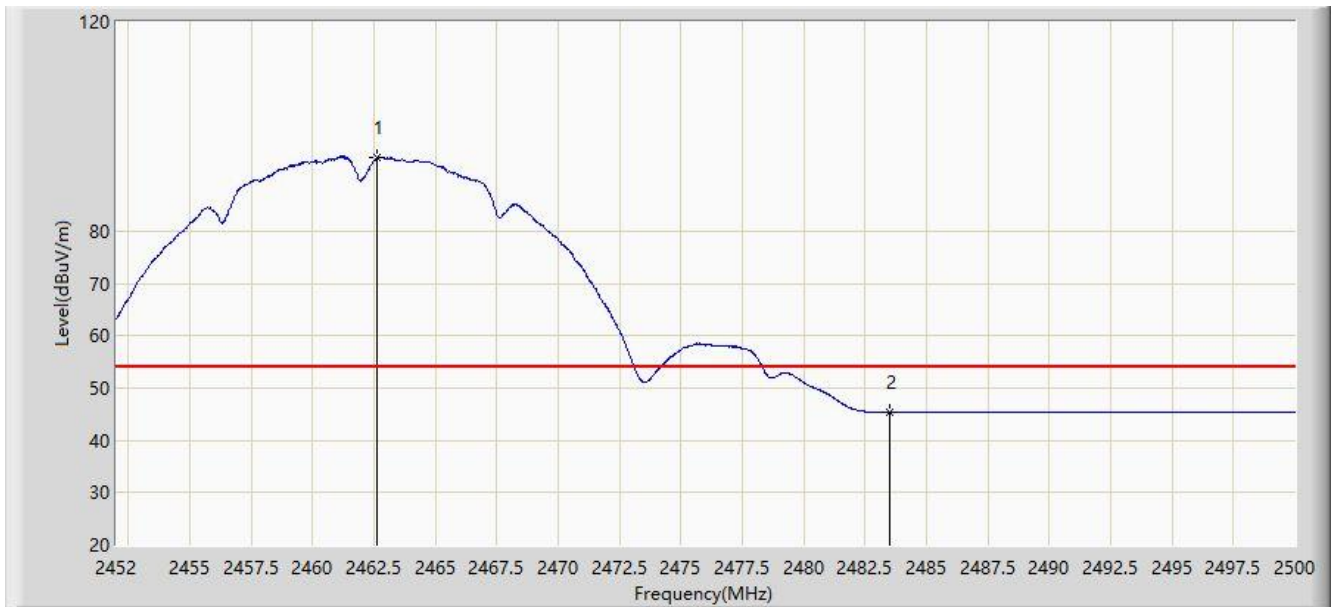


No	Flag	Mark	Frequency (MHz)	Measure Level (dBuV/m)	Reading Level (dBuV)	Over Limit (dB)	Limit (dBuV/m)	Factor (dB)	Type
1		*	2463.400	98.446	67.308	N/A	N/A	31.138	PK
2			2483.500	58.334	27.141	-15.666	74.000	31.194	PK
3			2483.776	60.884	29.690	-13.116	74.000	31.194	PK

Note: Measure Level (dB $\mu$ V/m) = Reading Level (dB $\mu$ V) + Factor (dB)

Factor (dB) = Cable Loss (dB) + Antenna Factor (dB/m).

Site: AC1	Time: 2015/04/03 - 17:53
Limit: FCC_Part15.209_RE(3m)	Engineer: Milo Li
Probe: BBHA9120D_1-18GHz	Polarity: Horizontal
EUT: BHS VDSL VoIP	Power: AC 120V/60Hz
Test Mode: Transmit by 802.11b at Channel 2462MHz Ant 1	

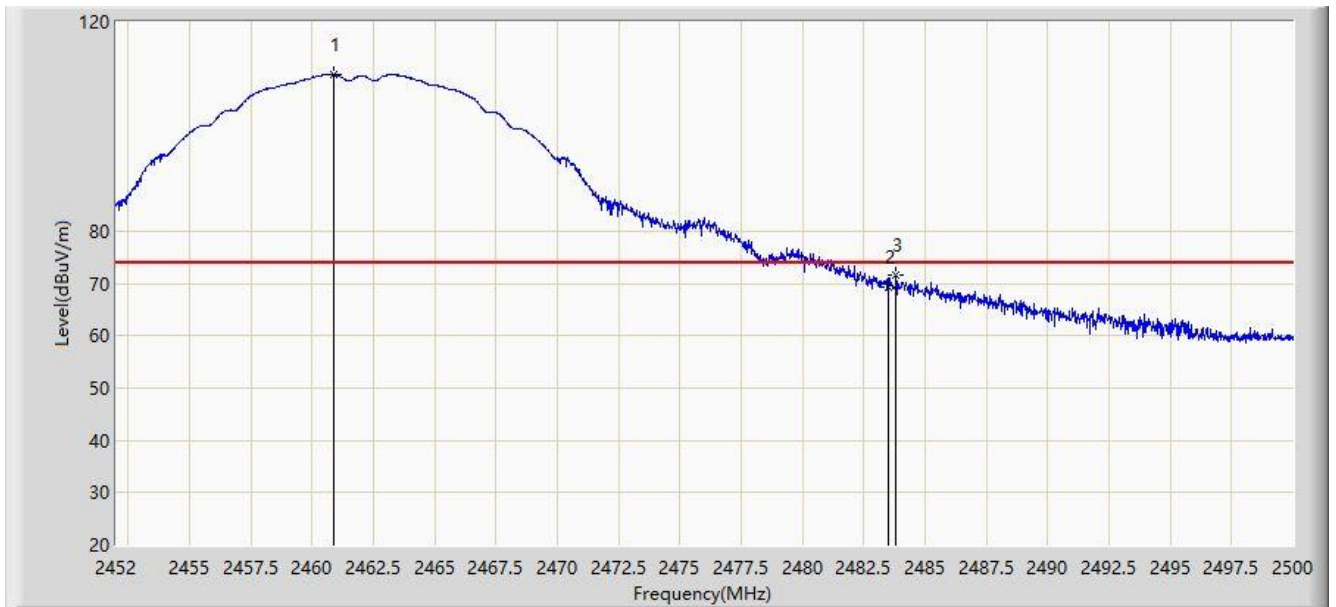


No	Flag	Mark	Frequency (MHz)	Measure Level (dBuV/m)	Reading Level (dBuV)	Over Limit (dB)	Limit (dBuV/m)	Factor (dB)	Type
1		*	2462.632	94.078	62.941	N/A	N/A	31.137	AV
2			2483.500	45.320	14.127	-8.680	54.000	31.194	AV

Note: Measure Level (dBuV/m) = Reading Level (dBuV) + Factor (dB)

Factor (dB) = Cable Loss (dB) + Antenna Factor (dB/m).

Site: AC1	Time: 2015/04/03 - 17:54
Limit: FCC_Part15.209_RE(3m)	Engineer: Milo Li
Probe: BBHA9120D_1-18GHz	Polarity: Vertical
EUT: BHS VDSL VoIP	Power: AC 120V/60Hz
Test Mode: Transmit by 802.11b at Channel 2462MHz Ant 1	

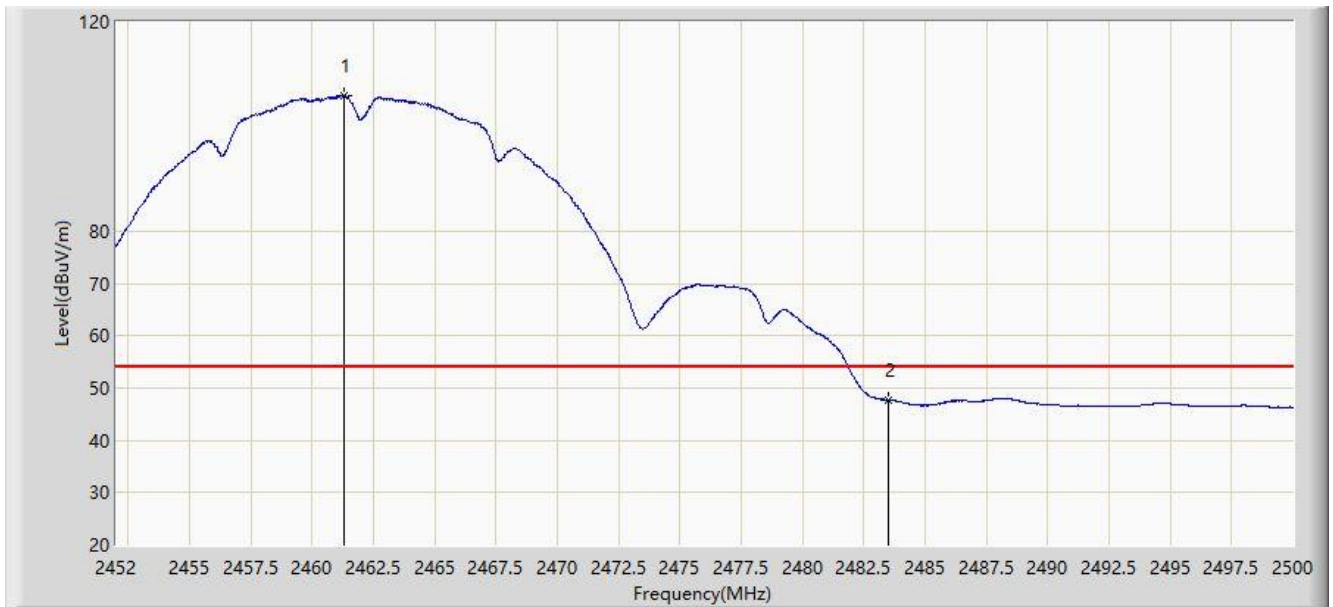


No	Flag	Mark	Frequency (MHz)	Measure Level (dBuV/m)	Reading Level (dBuV)	Over Limit (dB)	Limit (dBuV/m)	Factor (dB)	Type
1		*	2460.856	109.911	78.778	N/A	N/A	31.133	PK
2			2483.500	69.269	38.076	-4.731	74.000	31.194	PK
3			2483.824	71.512	40.318	-2.488	74.000	31.194	PK

Note: Measure Level (dB $\mu$ V/m) = Reading Level (dB $\mu$ V) + Factor (dB)

Factor (dB) = Cable Loss (dB) + Antenna Factor (dB/m).

Site: AC1	Time: 2015/04/03 - 18:01
Limit: FCC_Part15.209_RE(3m)	Engineer: Milo Li
Probe: BBHA9120D_1-18GHz	Polarity: Vertical
EUT: BHS VDSL VoIP	Power: AC 120V/60Hz
Test Mode: Transmit by 802.11b at Channel 2462MHz Ant 1	

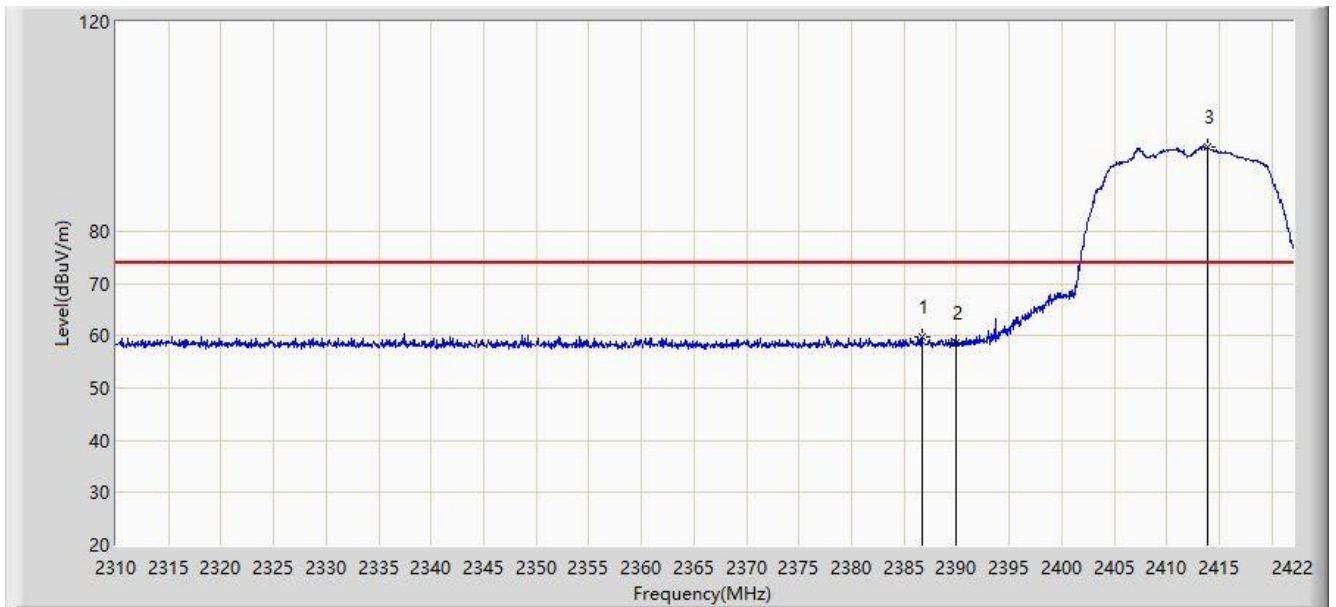


No	Flag	Mark	Frequency (MHz)	Measure Level (dBuV/m)	Reading Level (dBuV)	Over Limit (dB)	Limit (dBuV/m)	Factor (dB)	Type
1		*	2461.312	105.957	74.823	N/A	N/A	31.134	AV
2			2483.500	47.744	16.551	-6.256	54.000	31.194	AV

Note: Measure Level (dBuV/m) = Reading Level (dBuV) + Factor (dB)

Factor (dB) = Cable Loss (dB) + Antenna Factor (dB/m).

Site: AC1	Time: 2015/04/03 - 18:03
Limit: FCC_Part15.209_RE(3m)	Engineer: Milo Li
Probe: BBHA9120D_1-18GHz	Polarity: Horizontal
EUT: BHS VDSL VoIP	Power: AC 120V/60Hz
Test Mode: Transmit by 802.11g at Channel 2412MHz Ant 1	

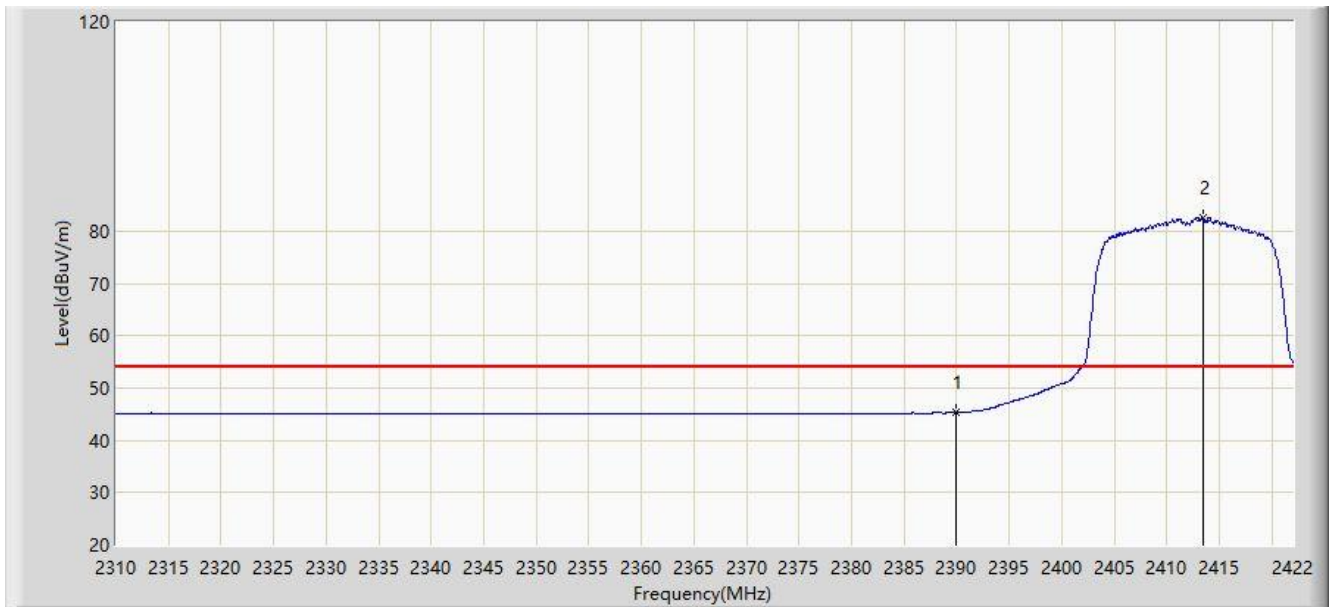


No	Flag	Mark	Frequency (MHz)	Measure Level (dBuV/m)	Reading Level (dBuV)	Over Limit (dB)	Limit (dBuV/m)	Factor (dB)	Type
1			2386.664	59.862	28.653	-14.138	74.000	31.208	PK
2			2390.000	58.634	27.431	-15.366	74.000	31.203	PK
3		*	2413.824	95.951	64.785	N/A	N/A	31.167	PK

Note: Measure Level (dB $\mu$ V/m) = Reading Level (dB $\mu$ V) + Factor (dB)

Factor (dB) = Cable Loss (dB) + Antenna Factor (dB/m).

Site: AC1	Time: 2015/04/03 - 18:24
Limit: FCC_Part15.209_RE(3m)	Engineer: Milo Li
Probe: BBHA9120D_1-18GHz	Polarity: Horizontal
EUT: BHS VDSL VoIP	Power: AC 120V/60Hz
Test Mode: Transmit by 802.11g at Channel 2412MHz Ant 1	

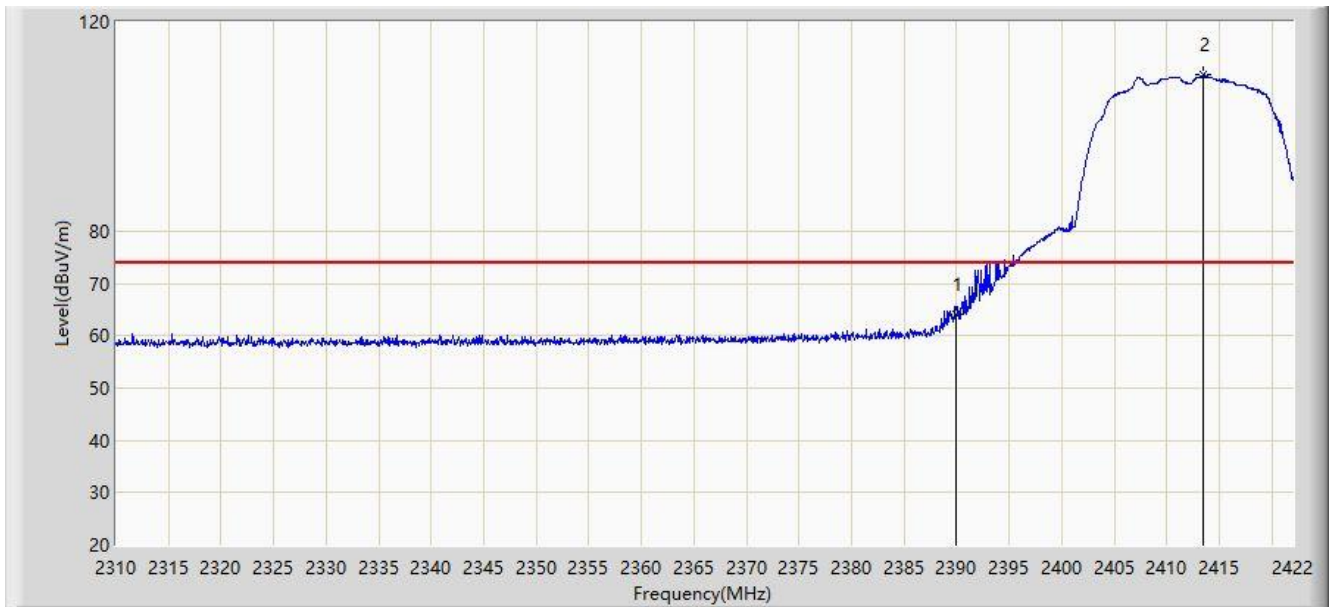


No	Flag	Mark	Frequency (MHz)	Measure Level (dBuV/m)	Reading Level (dBuV)	Over Limit (dB)	Limit (dBuV/m)	Factor (dB)	Type
1			2390.000	45.386	14.183	-8.614	54.000	31.203	AV
2		*	2413.432	82.492	51.325	N/A	N/A	31.168	AV

Note: Measure Level (dB $\mu$ V/m) = Reading Level (dB $\mu$ V) + Factor (dB)

Factor (dB) = Cable Loss (dB) + Antenna Factor (dB/m).

Site: AC1	Time: 2015/04/03 - 18:26
Limit: FCC_Part15.209_RE(3m)	Engineer: Milo Li
Probe: BBHA9120D_1-18GHz	Polarity: Vertical
EUT: BHS VDSL VoIP	Power: AC 120V/60Hz
Test Mode: Transmit by 802.11g at Channel 2412MHz Ant 1	



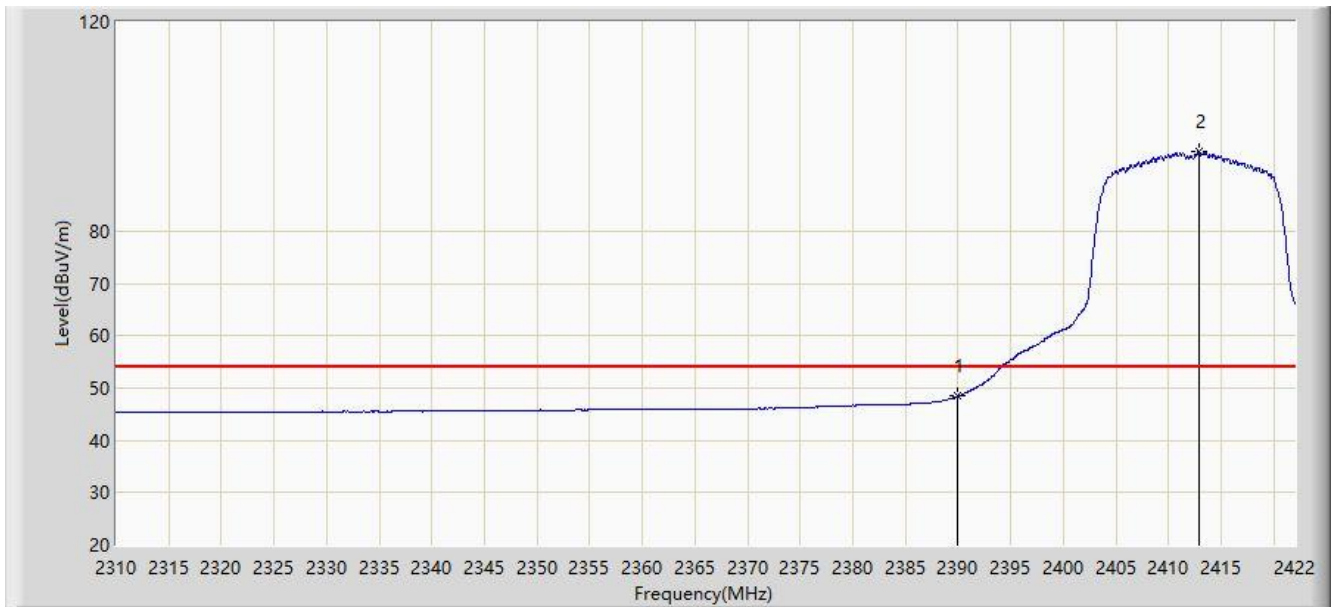
No	Flag	Mark	Frequency (MHz)	Measure Level (dBuV/m)	Reading Level (dBuV)	Over Limit (dB)	Limit (dBuV/m)	Factor (dB)	Type
1			2390.000	64.091	32.888	-9.909	74.000	31.203	PK
2		*	2413.488	109.950	78.783	N/A	N/A	31.167	PK

Note: Measure Level (dBuV/m) = Reading Level (dBuV) + Factor (dB)

Factor (dB) = Cable Loss (dB) + Antenna Factor (dB/m).



Site: AC1	Time: 2015/04/03 - 18:30
Limit: FCC_Part15.209_RE(3m)	Engineer: Milo Li
Probe: BBHA9120D_1-18GHz	Polarity: Vertical
EUT: BHS VDSL VoIP	Power: AC 120V/60Hz
Test Mode: Transmit by 802.11g at Channel 2412MHz Ant 1	

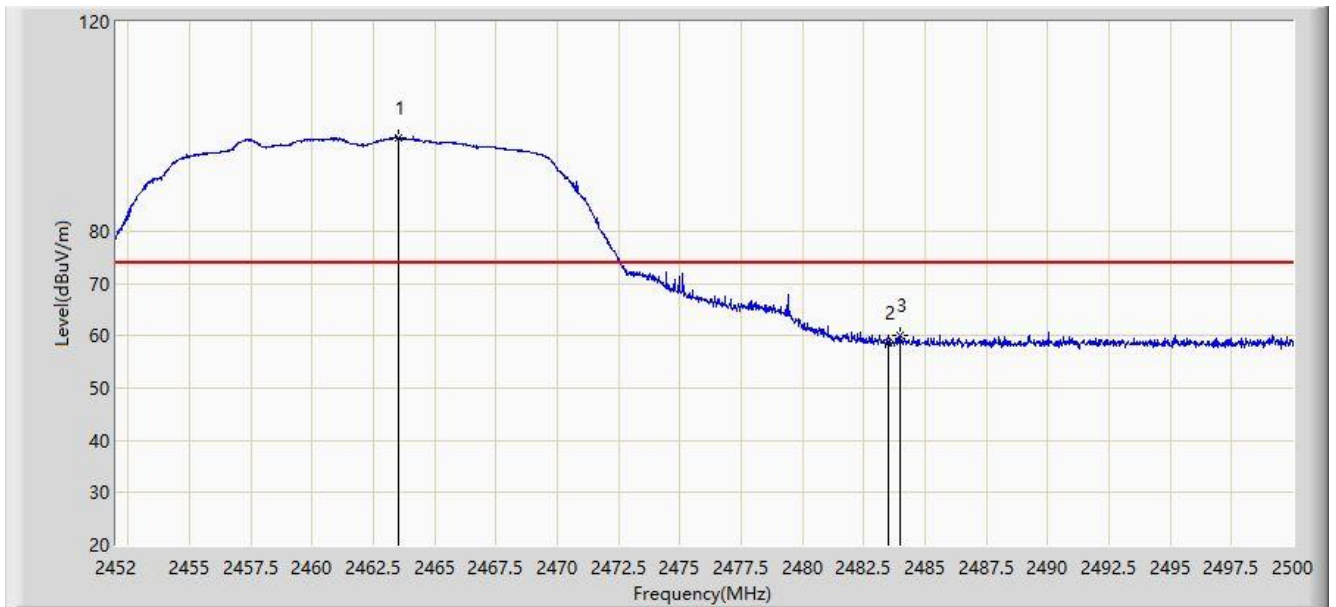


No	Flag	Mark	Frequency (MHz)	Measure Level (dBuV/m)	Reading Level (dBuV)	Over Limit (dB)	Limit (dBuV/m)	Factor (dB)	Type
1			2390.000	48.436	17.233	-5.564	54.000	31.203	AV
2		*	2412.872	95.136	63.968	N/A	N/A	31.168	AV

Note: Measure Level (dB $\mu$ V/m) = Reading Level (dB $\mu$ V) + Factor (dB)

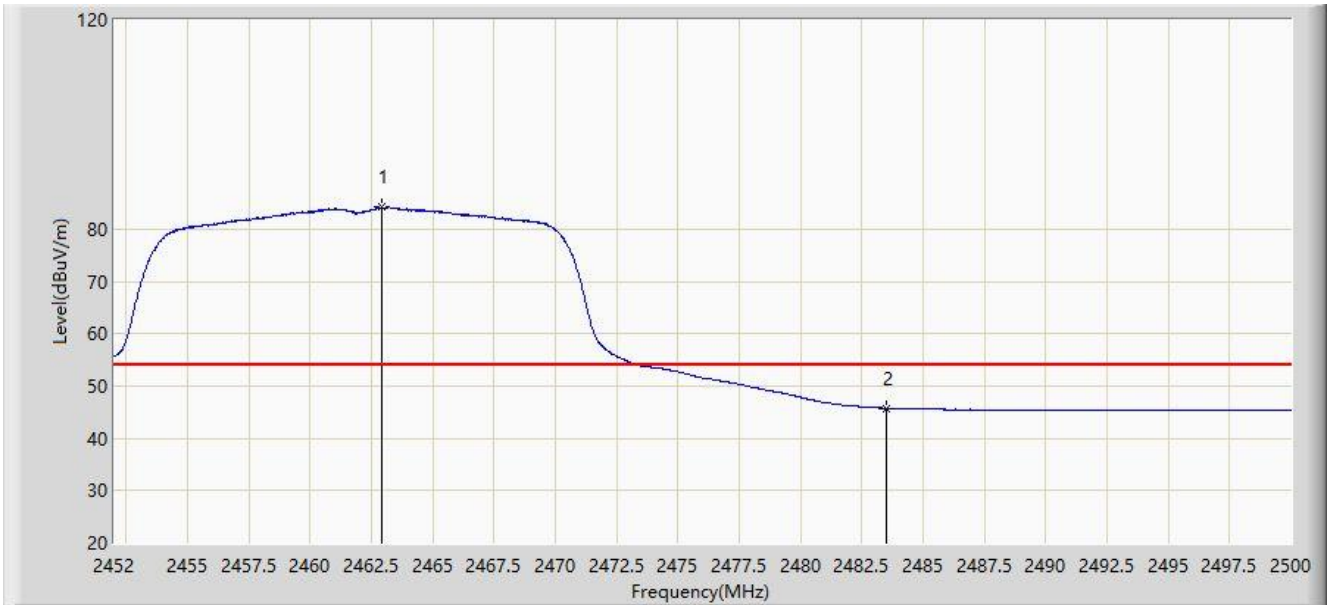
Factor (dB) = Cable Loss (dB) + Antenna Factor (dB/m).

Site: AC1	Time: 2015/04/03 - 18:31
Limit: FCC_Part15.209_RE(3m)	Engineer: Milo Li
Probe: BBHA9120D_1-18GHz	Polarity: Horizontal
EUT: BHS VDSL VoIP	Power: AC 120V/60Hz
Test Mode: Transmit by 802.11g at Channel 2462MHz Ant 1	



No	Flag	Mark	Frequency (MHz)	Measure Level (dBuV/m)	Reading Level (dBuV)	Over Limit (dB)	Limit (dBuV/m)	Factor (dB)	Type
1		*	2463.544	97.798	66.660	N/A	N/A	31.139	PK
2			2483.500	58.677	27.484	-15.323	74.000	31.194	PK
3			2483.968	59.932	28.737	-14.068	74.000	31.194	PK

Site: AC1	Time: 2015/04/03 - 18:36
Limit: FCC_Part15.209_RE(3m)	Engineer: Milo Li
Probe: BBHA9120D_1-18GHz	Polarity: Horizontal
EUT: BHS VDSL VoIP	Power: AC 120V/60Hz
Test Mode: Transmit by 802.11g at Channel 2462MHz Ant 1	

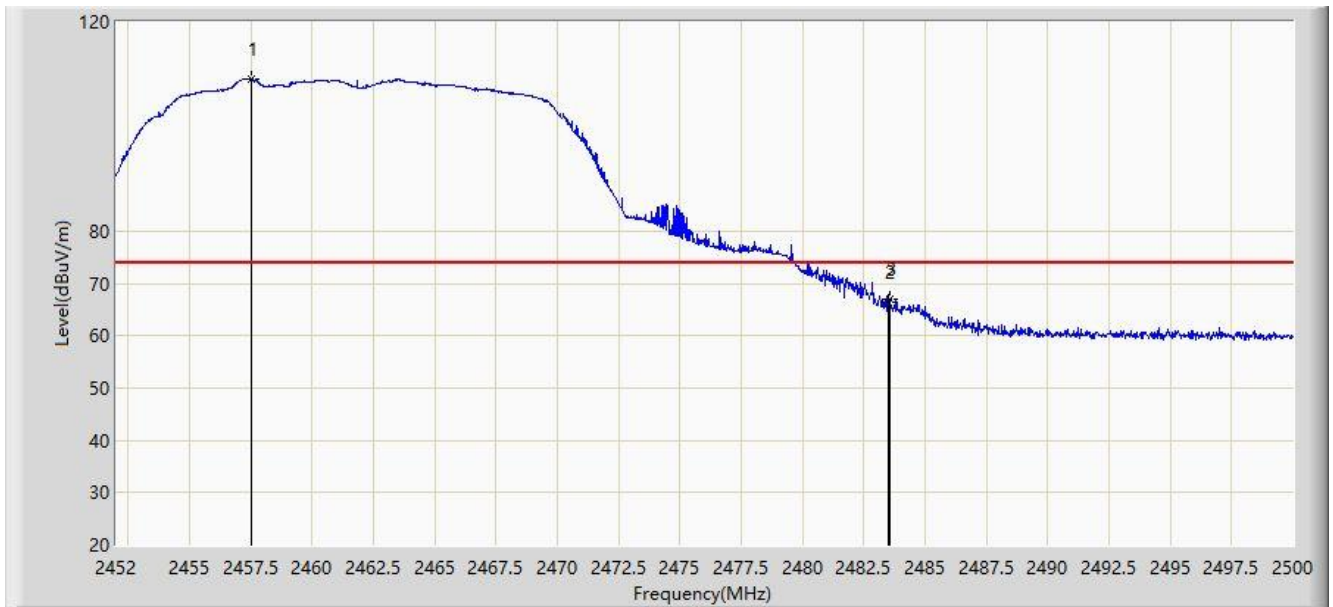


No	Flag	Mark	Frequency (MHz)	Measure Level (dBuV/m)	Reading Level (dBuV)	Over Limit (dB)	Limit (dBuV/m)	Factor (dB)	Type
1		*	2462.896	84.130	52.993	N/A	N/A	31.137	AV
2			2483.500	45.776	14.583	-8.224	54.000	31.194	AV

Note: Measure Level (dBuV/m) = Reading Level (dBuV) + Factor (dB)

Factor (dB) = Cable Loss (dB) + Antenna Factor (dB/m).

Site: AC1	Time: 2015/04/03 - 18:37
Limit: FCC_Part15.209_RE(3m)	Engineer: Milo Li
Probe: BBHA9120D_1-18GHz	Polarity: Vertical
EUT: BHS VDSL VoIP	Power: AC 120V/60Hz
Test Mode: Transmit by 802.11g at Channel 2462MHz Ant 1	

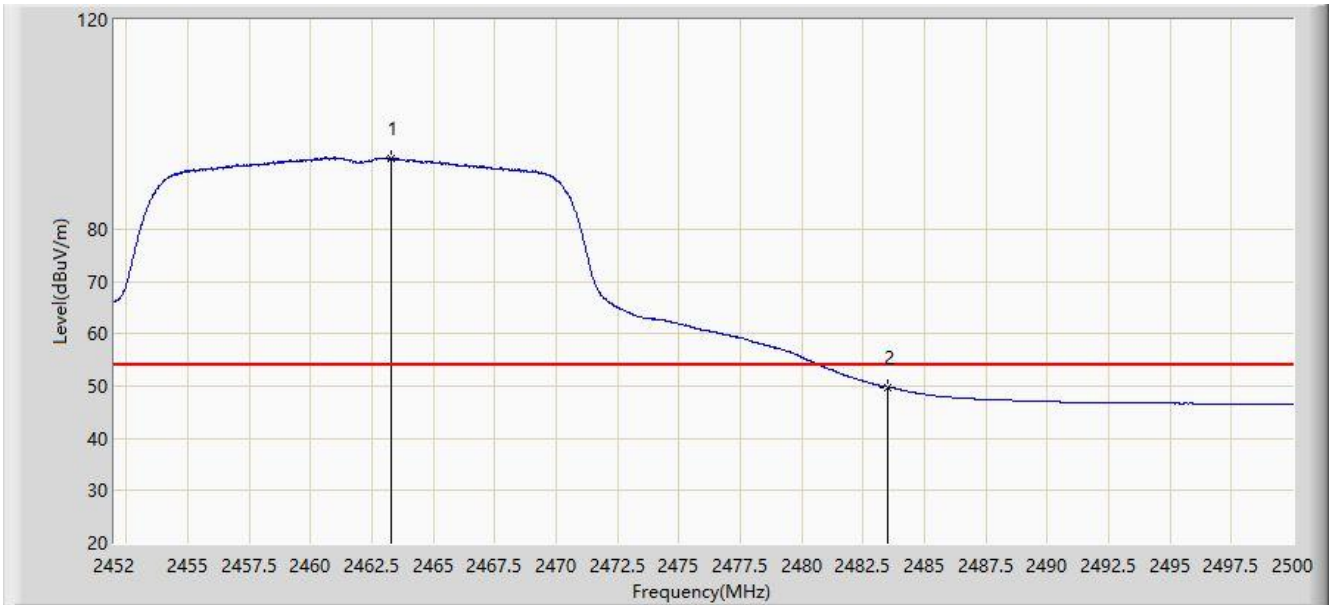


No	Flag	Mark	Frequency (MHz)	Measure Level (dBuV/m)	Reading Level (dBuV)	Over Limit (dB)	Limit (dBuV/m)	Factor (dB)	Type
1		*	2457.496	109.062	77.935	N/A	N/A	31.127	PK
2			2483.500	66.392	35.199	-7.608	74.000	31.194	PK
3			2483.560	66.917	35.724	-7.083	74.000	31.194	PK

Note: Measure Level (dB $\mu$ V/m) = Reading Level (dB $\mu$ V) + Factor (dB)

Factor (dB) = Cable Loss (dB) + Antenna Factor (dB/m).

Site: AC1	Time: 2015/04/03 - 18:42
Limit: FCC_Part15.209_RE(3m)	Engineer: Milo Li
Probe: BBHA9120D_1-18GHz	Polarity: Vertical
EUT: BHS VDSL VoIP	Power: AC 120V/60Hz
Test Mode: Transmit by 802.11g at Channel 2462MHz Ant 1	

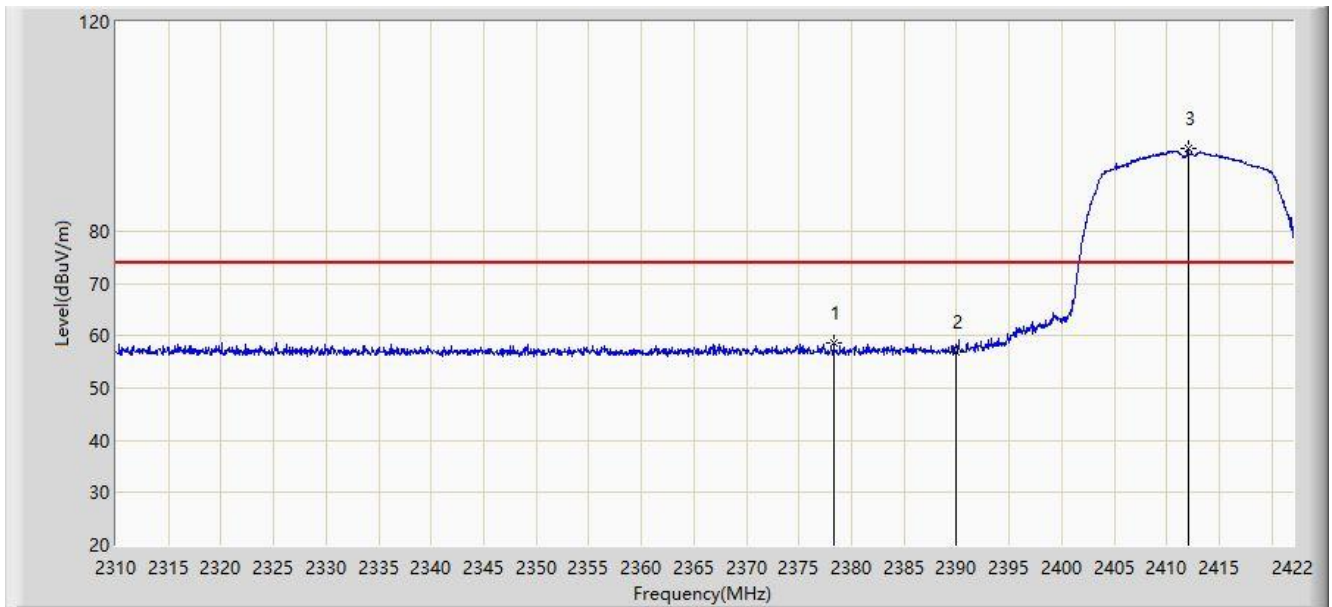


No	Flag	Mark	Frequency (MHz)	Measure Level (dBuV/m)	Reading Level (dBuV)	Over Limit (dB)	Limit (dBuV/m)	Factor (dB)	Type
1		*	2463.256	93.462	62.324	N/A	N/A	31.138	AV
2			2483.500	49.813	18.620	-4.187	54.000	31.194	AV

Note: Measure Level (dB $\mu$ V/m) = Reading Level (dB $\mu$ V) + Factor (dB)

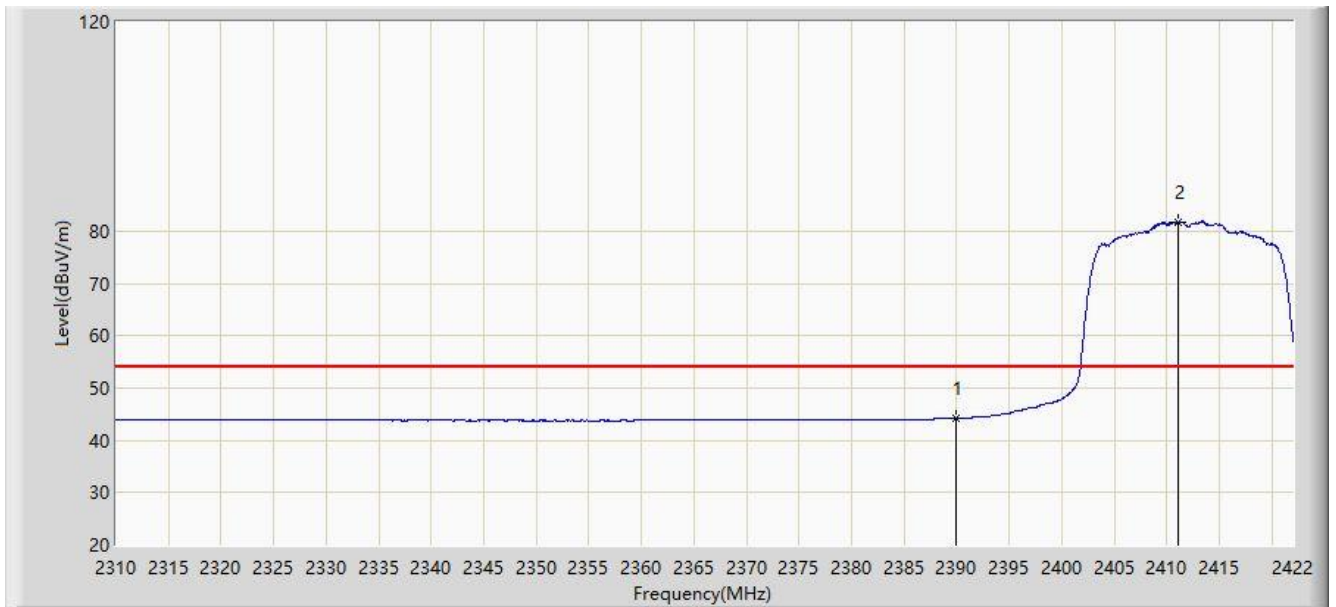
Factor (dB) = Cable Loss (dB) + Antenna Factor (dB/m).

Site: AC1	Time: 2015/04/03 - 18:44
Limit: FCC_Part15.209_RE(3m)	Engineer: Milo Li
Probe: BBHA9120D_1-18GHz	Polarity: Horizontal
EUT: BHS VDSL VoIP	Power: AC 120V/60Hz
Test Mode: Transmit by 802.11n-HT20 at Channel 2412MHz Ant 1	



No	Flag	Mark	Frequency (MHz)	Measure Level (dBuV/m)	Reading Level (dBuV)	Over Limit (dB)	Limit (dBuV/m)	Factor (dB)	Type
1			2378.320	58.500	27.276	-15.500	74.000	31.224	PK
2			2390.000	56.803	25.600	-17.197	74.000	31.203	PK
3		*	2412.032	95.853	64.683	N/A	N/A	31.170	PK

Site: AC1	Time: 2015/04/03 - 18:48
Limit: FCC_Part15.209_RE(3m)	Engineer: Milo Li
Probe: BBHA9120D_1-18GHz	Polarity: Horizontal
EUT: BHS VDSL VoIP	Power: AC 120V/60Hz
Test Mode: Transmit by 802.11n-HT20 at Channel 2412MHz Ant 1	

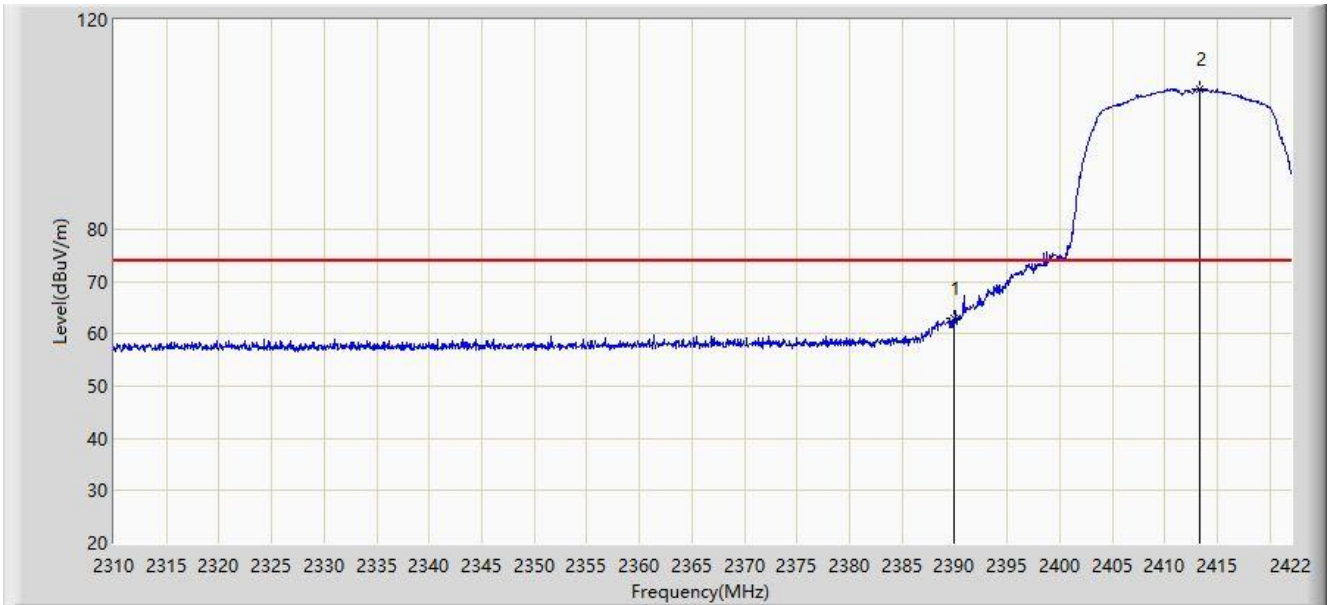


No	Flag	Mark	Frequency (MHz)	Measure Level (dBuV/m)	Reading Level (dBuV)	Over Limit (dB)	Limit (dBuV/m)	Factor (dB)	Type
1			2390.000	44.112	12.909	-9.888	54.000	31.203	AV
2		*	2411.024	81.701	50.530	N/A	N/A	31.171	AV

Note: Measure Level (dB $\mu$ V/m) = Reading Level (dB $\mu$ V) + Factor (dB)

Factor (dB) = Cable Loss (dB) + Antenna Factor (dB/m).

Site: AC1	Time: 2015/04/03 - 18:49
Limit: FCC_Part15.209_RE(3m)	Engineer: Milo Li
Probe: BBHA9120D_1-18GHz	Polarity: Vertical
EUT: BHS VDSL VoIP	Power: AC 120V/60Hz
Test Mode: Transmit by 802.11n-HT20 at Channel 2412MHz Ant 1	



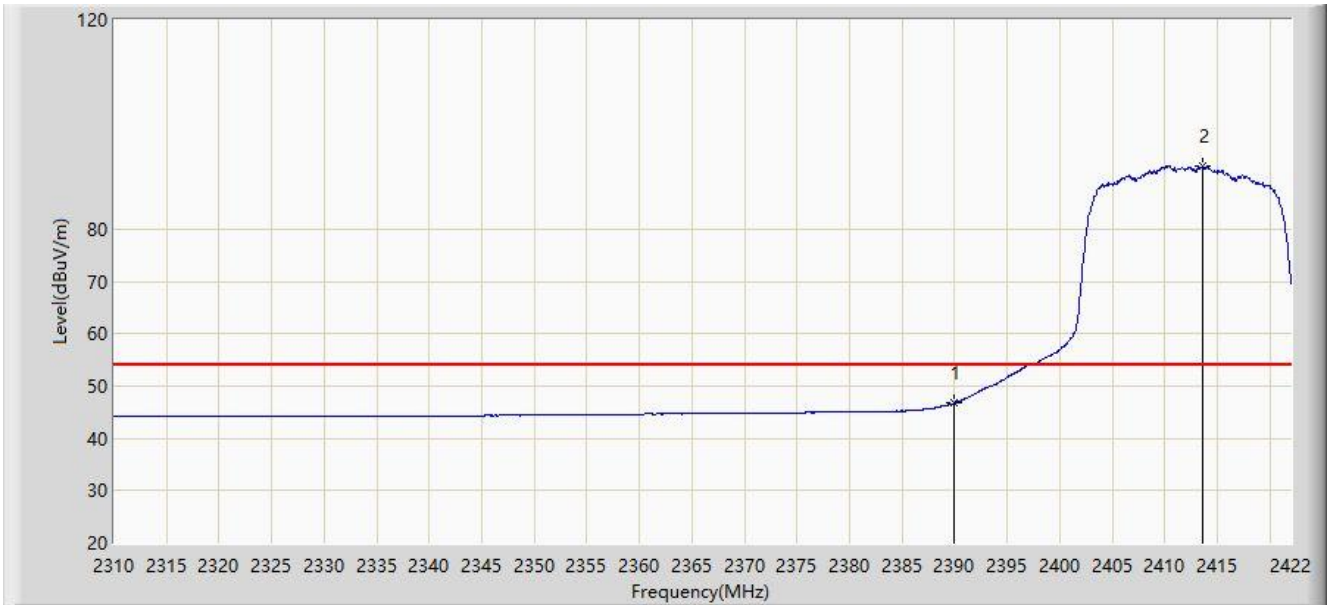
No	Flag	Mark	Frequency (MHz)	Measure Level (dBuV/m)	Reading Level (dBuV)	Over Limit (dB)	Limit (dBuV/m)	Factor (dB)	Type
1			2390.000	62.987	31.784	-11.013	74.000	31.203	PK
2		*	2413.376	106.827	75.660	N/A	N/A	31.168	PK

Note: Measure Level (dBuV/m) = Reading Level (dBuV) + Factor (dB)

Factor (dB) = Cable Loss (dB) + Antenna Factor (dB/m).



Site: AC1	Time: 2015/04/03 - 18:52
Limit: FCC_Part15.209_RE(3m)	Engineer: Milo Li
Probe: BBHA9120D_1-18GHz	Polarity: Vertical
EUT: BHS VDSL VoIP	Power: AC 120V/60Hz
Test Mode: Transmit by 802.11n-HT20 at Channel 2412MHz Ant 1	

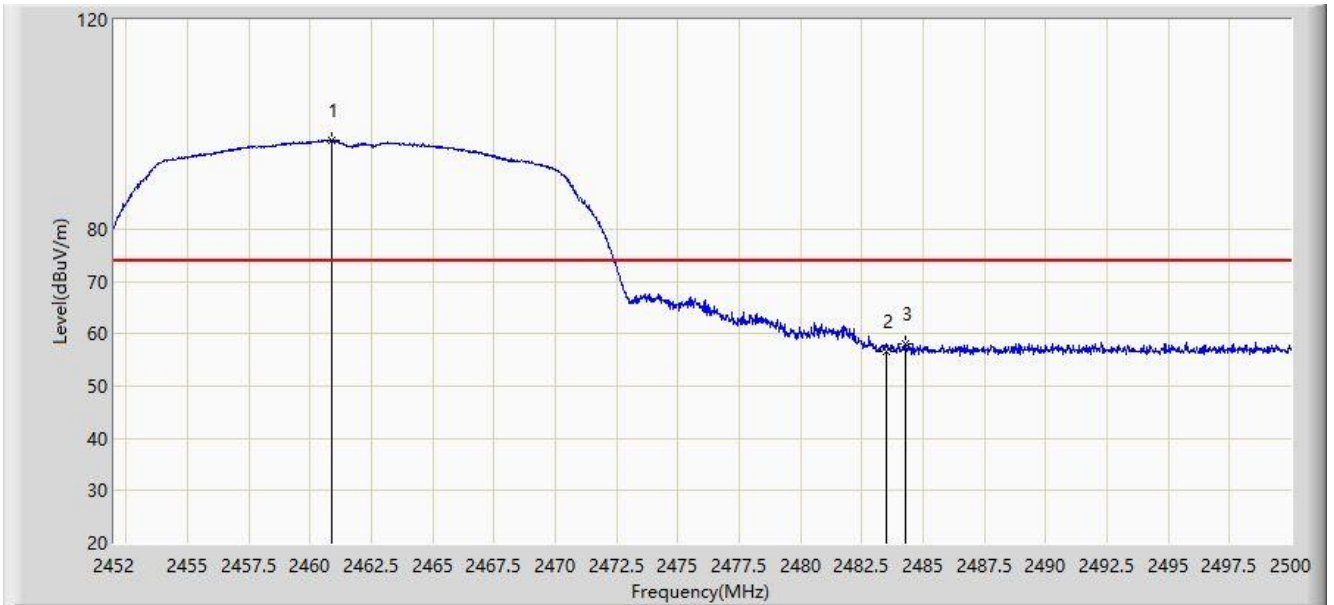


No	Flag	Mark	Frequency (MHz)	Measure Level (dBuV/m)	Reading Level (dBuV)	Over Limit (dB)	Limit (dBuV/m)	Factor (dB)	Type
1			2390.000	46.713	15.510	-7.287	54.000	31.203	AV
2		*	2413.600	92.117	60.950	N/A	N/A	31.167	AV

Note: Measure Level (dB $\mu$ V/m) = Reading Level (dB $\mu$ V) + Factor (dB)

Factor (dB) = Cable Loss (dB) + Antenna Factor (dB/m).

Site: AC1	Time: 2015/04/08 - 09:54
Limit: FCC_Part15.209_RE(3m)	Engineer: Milo Li
Probe: BBHA9120D_1-18GHz	Polarity: Horizontal
EUT: BHS VDSL VoIP	Power: AC 120V/60Hz
Test Mode: Transmit by 802.11n-HT20 at Channel 2462MHz Ant 1	

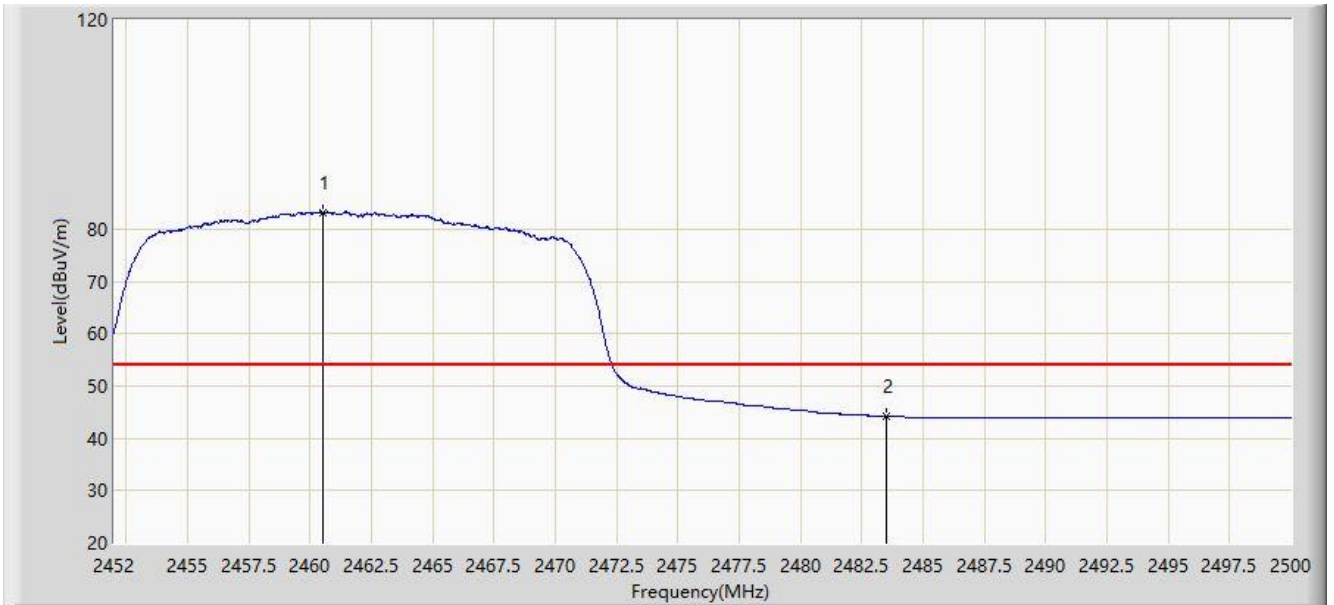


No	Flag	Mark	Frequency (MHz)	Measure Level (dBuV/m)	Reading Level (dBuV)	Over Limit (dB)	Limit (dBuV/m)	Factor (dB)	Type
1		*	2460.856	96.899	65.766	N/A	N/A	31.133	PK
2			2483.500	56.552	25.359	-17.448	74.000	31.194	PK
3			2484.256	58.164	26.969	-15.836	74.000	31.195	PK

Note: Measure Level (dB $\mu$ V/m) = Reading Level (dB $\mu$ V) + Factor (dB)

Factor (dB) = Cable Loss (dB) + Antenna Factor (dB/m).

Site: AC1	Time: 2015/04/08 - 10:15
Limit: FCC_Part15.209_RE(3m)	Engineer: Milo Li
Probe: BBHA9120D_1-18GHz	Polarity: Horizontal
EUT: BHS VDSL VoIP	Power: AC 120V/60Hz
Test Mode: Transmit by 802.11n-HT20 at Channel 2462MHz Ant 1	

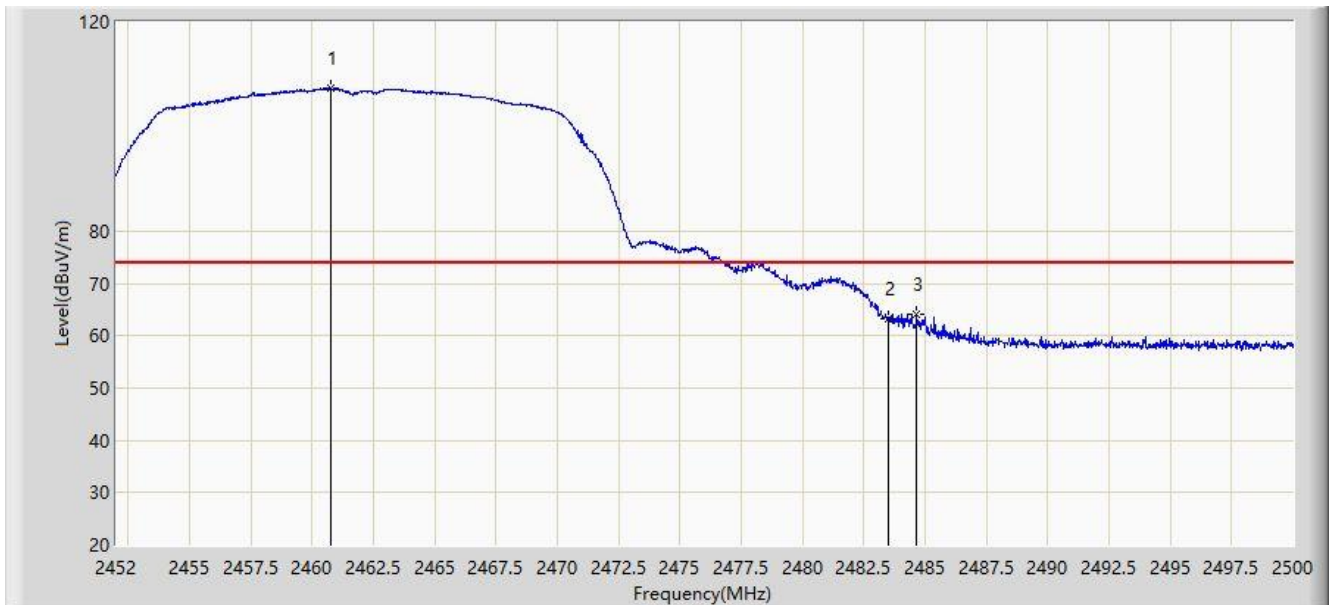


No	Flag	Mark	Frequency (MHz)	Measure Level (dBuV/m)	Reading Level (dBuV)	Over Limit (dB)	Limit (dBuV/m)	Factor (dB)	Type
1		*	2460.496	83.246	52.113	N/A	N/A	31.133	AV
2			2483.500	44.190	12.997	-9.810	54.000	31.194	AV

Note: Measure Level (dBuV/m) = Reading Level (dBuV) + Factor (dB)

Factor (dB) = Cable Loss (dB) + Antenna Factor (dB/m).

Site: AC1	Time: 2015/04/08 - 10:15
Limit: FCC_Part15.209_RE(3m)	Engineer: Milo Li
Probe: BBHA9120D_1-18GHz	Polarity: Vertical
EUT: BHS VDSL VoIP	Power: AC 120V/60Hz
Test Mode: Transmit by 802.11n-HT20 at Channel 2462MHz Ant 1	

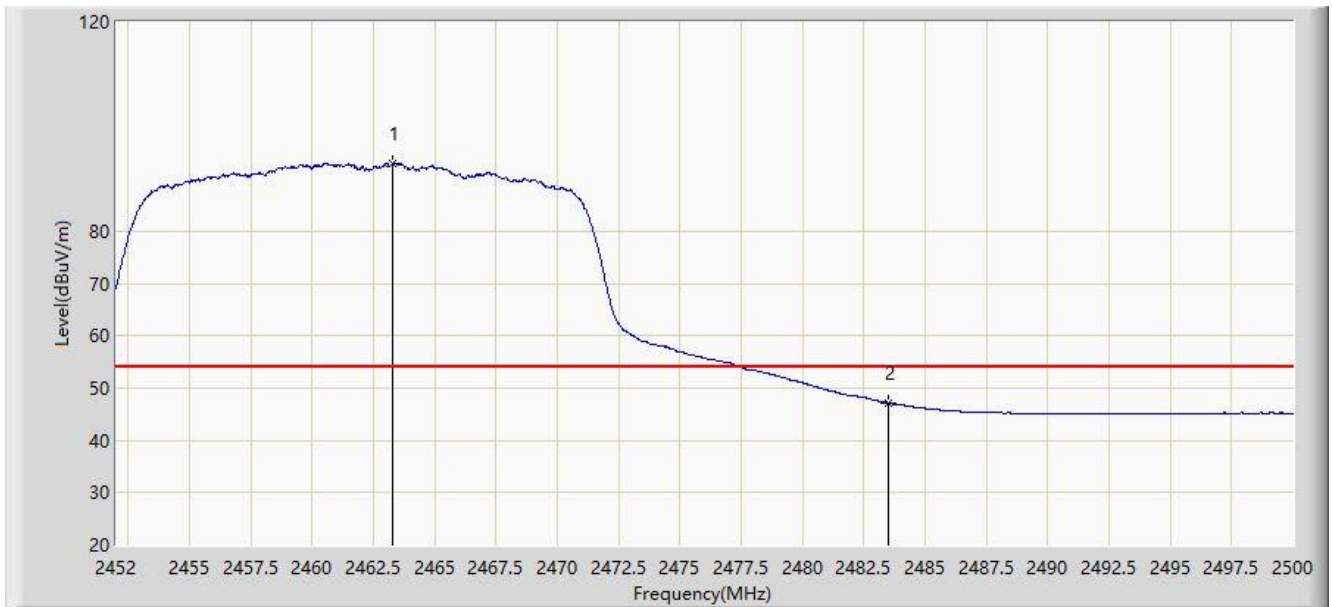


No	Flag	Mark	Frequency (MHz)	Measure Level (dBuV/m)	Reading Level (dBuV)	Over Limit (dB)	Limit (dBuV/m)	Factor (dB)	Type
1		*	2460.784	107.177	76.044	N/A	N/A	31.133	PK
2			2483.500	63.275	32.082	-10.725	74.000	31.194	PK
3			2484.640	64.043	32.847	-9.957	74.000	31.197	PK

Note: Measure Level (dB $\mu$ V/m) = Reading Level (dB $\mu$ V) + Factor (dB)

Factor (dB) = Cable Loss (dB) + Antenna Factor (dB/m).

Site: AC1	Time: 2015/04/08 - 10:18
Limit: FCC_Part15.209_RE(3m)	Engineer: Milo Li
Probe: BBHA9120D_1-18GHz	Polarity: Vertical
EUT: BHS VDSL VoIP	Power: AC 120V/60Hz
Test Mode: Transmit by 802.11n-HT20 at Channel 2462MHz Ant 1	

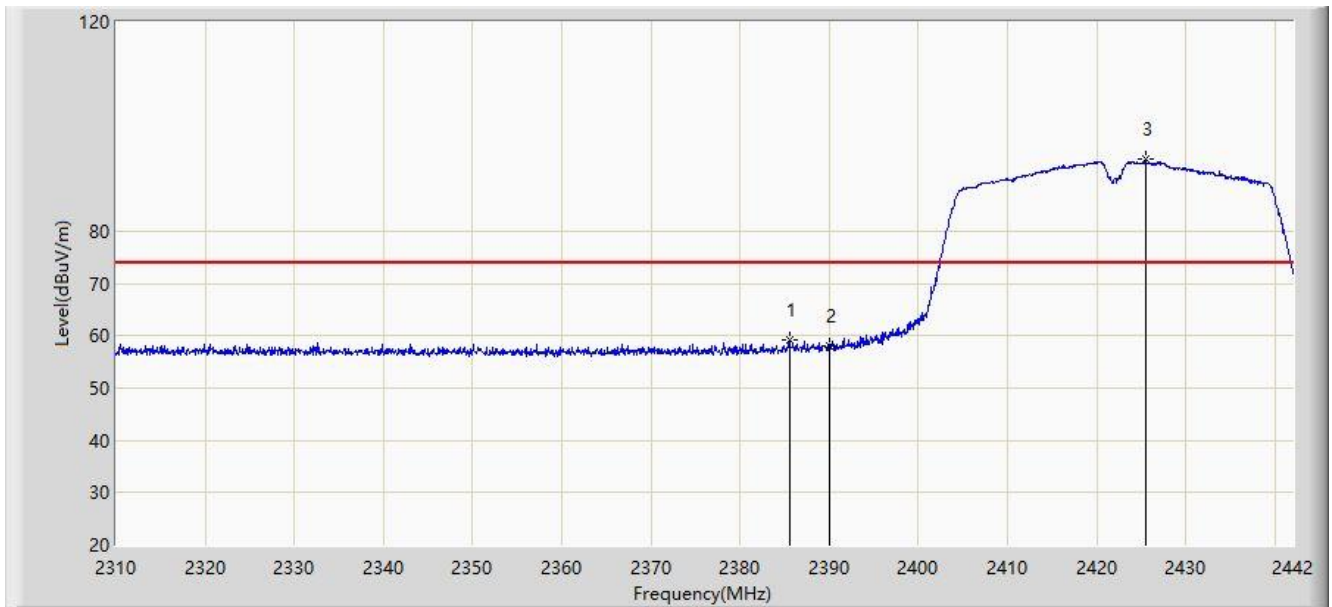


No	Flag	Mark	Frequency (MHz)	Measure Level (dBuV/m)	Reading Level (dBuV)	Over Limit (dB)	Limit (dBuV/m)	Factor (dB)	Type
1		*	2463.304	92.844	61.706	N/A	N/A	31.138	AV
2			2483.500	47.104	15.911	-6.896	54.000	31.194	AV

Note: Measure Level (dB $\mu$ V/m) = Reading Level (dB $\mu$ V) + Factor (dB)

Factor (dB) = Cable Loss (dB) + Antenna Factor (dB/m).

Site: AC1	Time: 2015/04/08 - 10:19
Limit: FCC_Part15.209_RE(3m)	Engineer: Milo Li
Probe: BBHA9120D_1-18GHz	Polarity: Horizontal
EUT: BHS VDSL VoIP	Power: AC 120V/60Hz
Test Mode: Transmit by 802.11n-HT40 at Channel 2422MHz Ant 1	

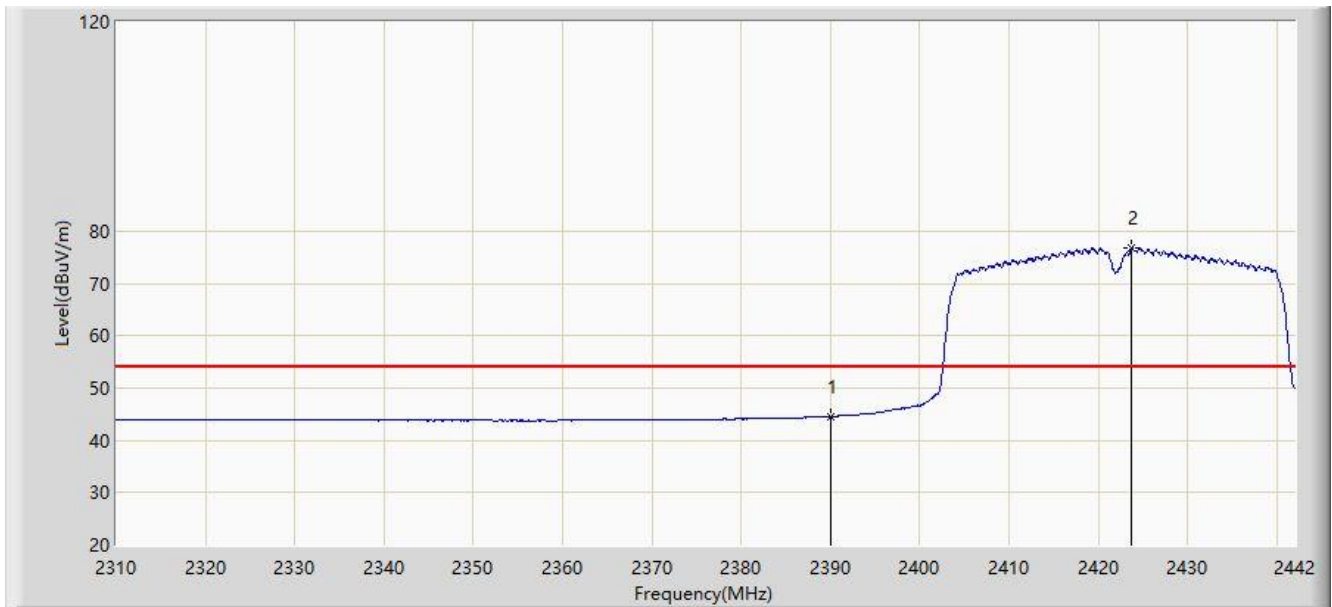


No	Flag	Mark	Frequency (MHz)	Measure Level (dBuV/m)	Reading Level (dBuV)	Over Limit (dB)	Limit (dBuV/m)	Factor (dB)	Type
1			2385.504	59.111	27.900	-14.889	74.000	31.211	PK
2			2390.000	58.111	26.908	-15.889	74.000	31.203	PK
3		*	2425.434	93.775	62.629	N/A	N/A	31.146	PK

Note: Measure Level (dB $\mu$ V/m) = Reading Level (dB $\mu$ V) + Factor (dB)

Factor (dB) = Cable Loss (dB) + Antenna Factor (dB/m).

Site: AC1	Time: 2015/04/08 - 10:24
Limit: FCC_Part15.209_RE(3m)	Engineer: Milo Li
Probe: BBHA9120D_1-18GHz	Polarity: Horizontal
EUT: BHS VDSL VoIP	Power: AC 120V/60Hz
Test Mode: Transmit by 802.11n-HT40 at Channel 2422MHz Ant 1	

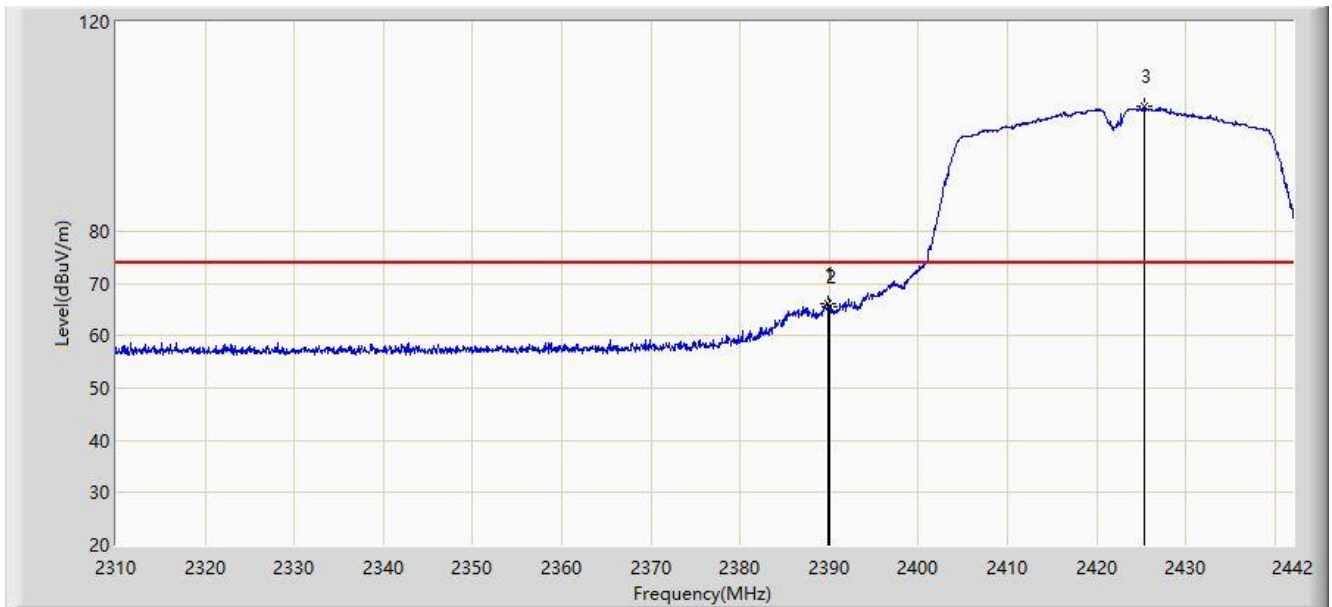


No	Flag	Mark	Frequency (MHz)	Measure Level (dBuV/m)	Reading Level (dBuV)	Over Limit (dB)	Limit (dBuV/m)	Factor (dB)	Type
1			2390.000	44.613	13.410	-9.387	54.000	31.203	AV
2		*	2423.718	76.701	45.552	N/A	N/A	31.149	AV

Note: Measure Level (dBuV/m) = Reading Level (dBuV) + Factor (dB)

Factor (dB) = Cable Loss (dB) + Antenna Factor (dB/m).

Site: AC1	Time: 2015/04/08 - 10:25
Limit: FCC_Part15.209_RE(3m)	Engineer: Milo Li
Probe: BBHA9120D_1-18GHz	Polarity: Vertical
EUT: BHS VDSL VoIP	Power: AC 120V/60Hz
Test Mode: Transmit by 802.11n-HT40 at Channel 2422MHz Ant 1	



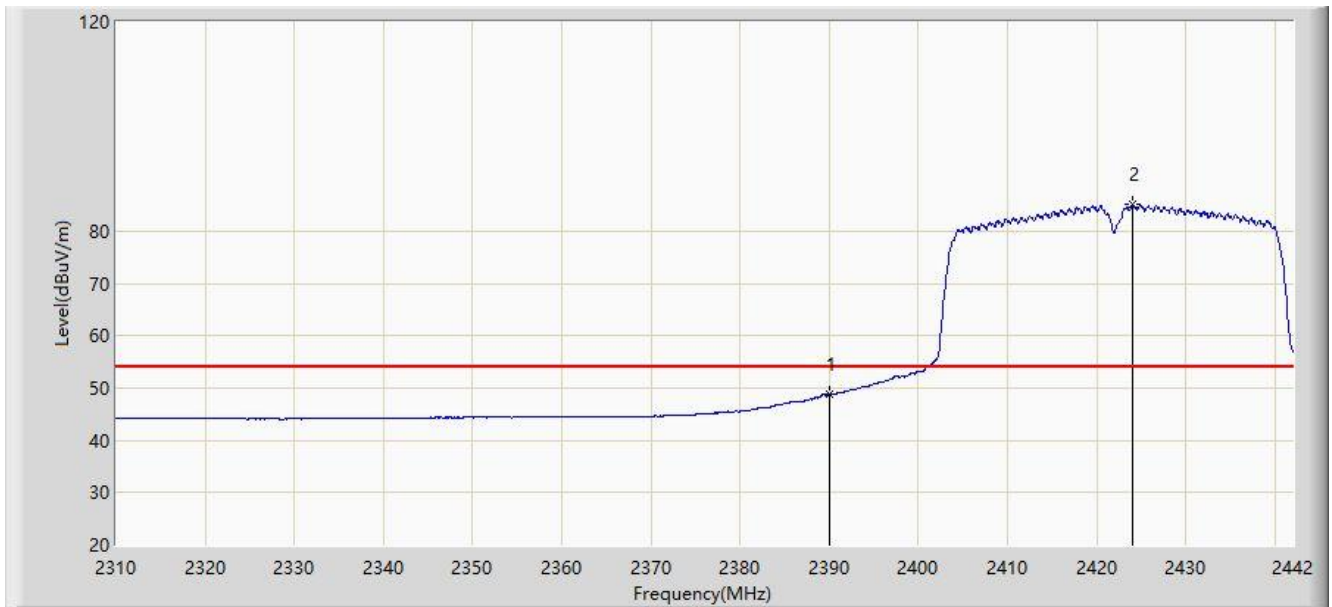
No	Flag	Mark	Frequency (MHz)	Measure Level (dBuV/m)	Reading Level (dBuV)	Over Limit (dB)	Limit (dBuV/m)	Factor (dB)	Type
1			2389.860	66.194	34.991	-7.806	74.000	31.203	PK
2			2390.000	65.459	34.256	-8.541	74.000	31.203	PK
3		*	2425.302	103.919	72.772	N/A	N/A	31.146	PK

Note: Measure Level (dB $\mu$ V/m) = Reading Level (dB $\mu$ V) + Factor (dB)

Factor (dB) = Cable Loss (dB) + Antenna Factor (dB/m).



Site: AC1	Time: 2015/04/08 - 10:27
Limit: FCC_Part15.209_RE(3m)	Engineer: Milo Li
Probe: BBHA9120D_1-18GHz	Polarity: Vertical
EUT: BHS VDSL VoIP	Power: AC 120V/60Hz
Test Mode: Transmit by 802.11n-HT40 at Channel 2422MHz Ant 1	

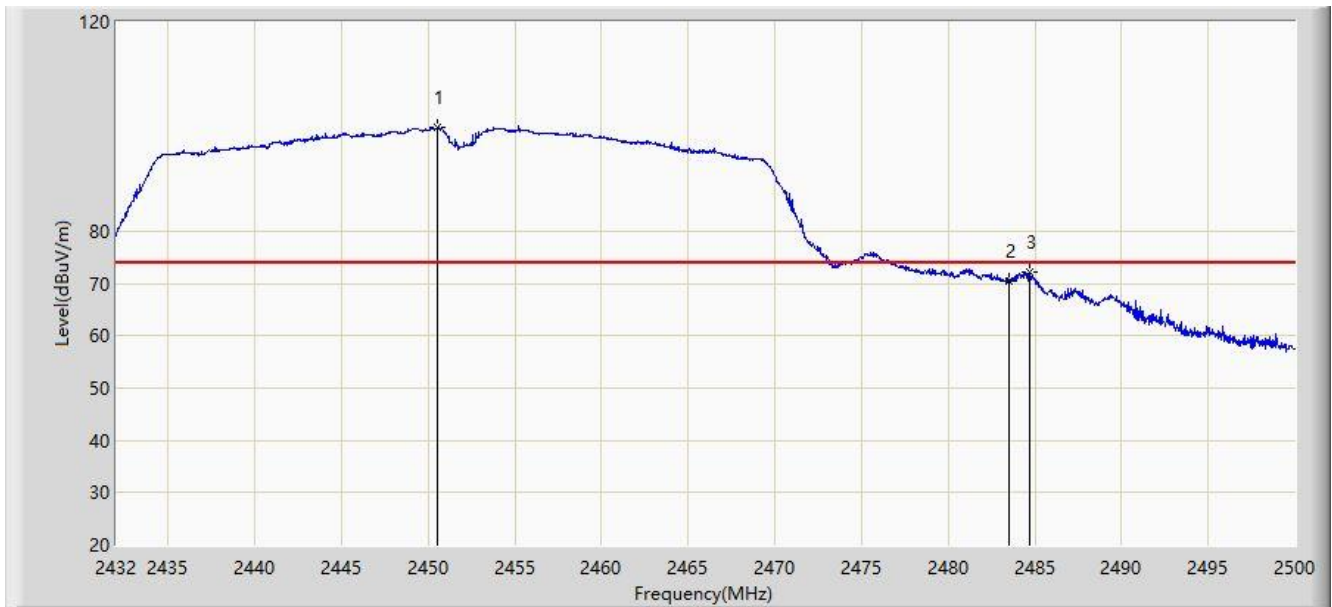


No	Flag	Mark	Frequency (MHz)	Measure Level (dBuV/m)	Reading Level (dBuV)	Over Limit (dB)	Limit (dBuV/m)	Factor (dB)	Type
1			2390.000	48.808	17.605	-5.192	54.000	31.203	AV
2		*	2423.982	85.068	53.919	N/A	N/A	31.148	AV

Note: Measure Level (dBuV/m) = Reading Level (dBuV) + Factor (dB)

Factor (dB) = Cable Loss (dB) + Antenna Factor (dB/m).

Site: AC1	Time: 2015/04/08 - 10:28
Limit: FCC_Part15.209_RE(3m)	Engineer: Milo Li
Probe: BBHA9120D_1-18GHz	Polarity: Horizontal
EUT: BHS VDSL VoIP	Power: AC 120V/60Hz
Test Mode: Transmit by 802.11n-HT40 at Channel 2452MHz Ant 1	

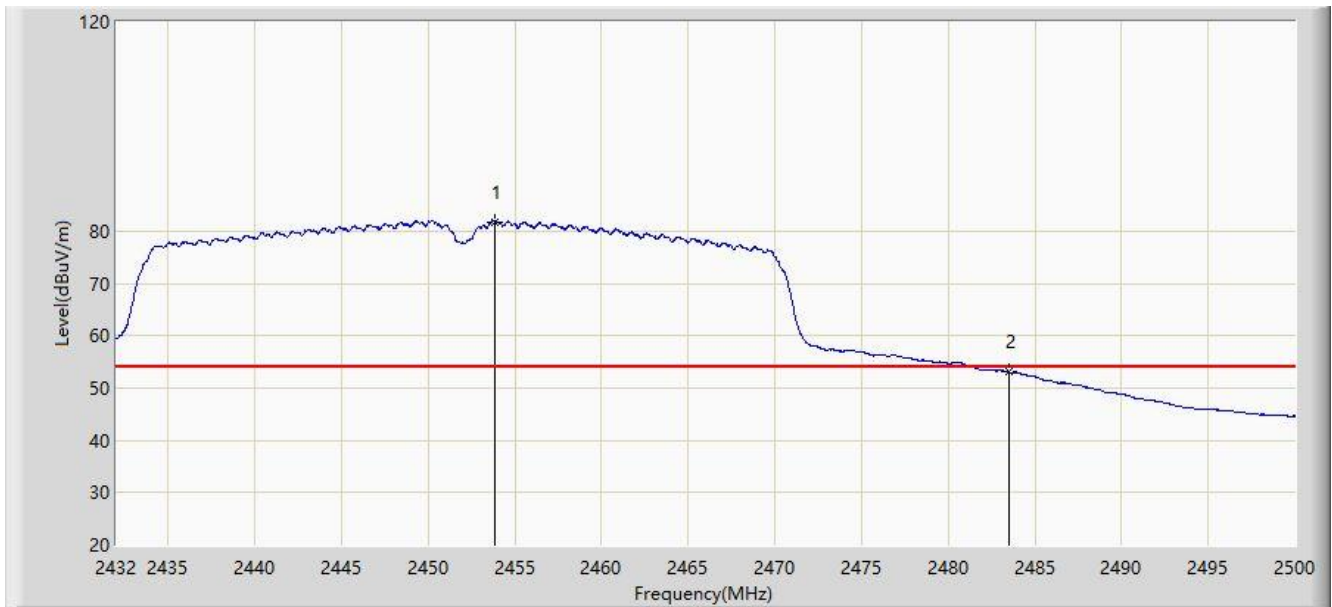


No	Flag	Mark	Frequency (MHz)	Measure Level (dBuV/m)	Reading Level (dBuV)	Over Limit (dB)	Limit (dBuV/m)	Factor (dB)	Type
1		*	2450.564	99.697	68.582	N/A	N/A	31.115	PK
2			2483.500	70.513	39.320	-3.487	74.000	31.194	PK
3			2484.700	72.075	40.879	-1.925	74.000	31.197	PK

Note: Measure Level (dB $\mu$ V/m) = Reading Level (dB $\mu$ V) + Factor (dB)

Factor (dB) = Cable Loss (dB) + Antenna Factor (dB/m).

Site: AC1	Time: 2015/04/08 - 10:32
Limit: FCC_Part15.209_RE(3m)	Engineer: Milo Li
Probe: BBHA9120D_1-18GHz	Polarity: Horizontal
EUT: BHS VDSL VoIP	Power: AC 120V/60Hz
Test Mode: Transmit by 802.11n-HT40 at Channel 2452MHz Ant 1	

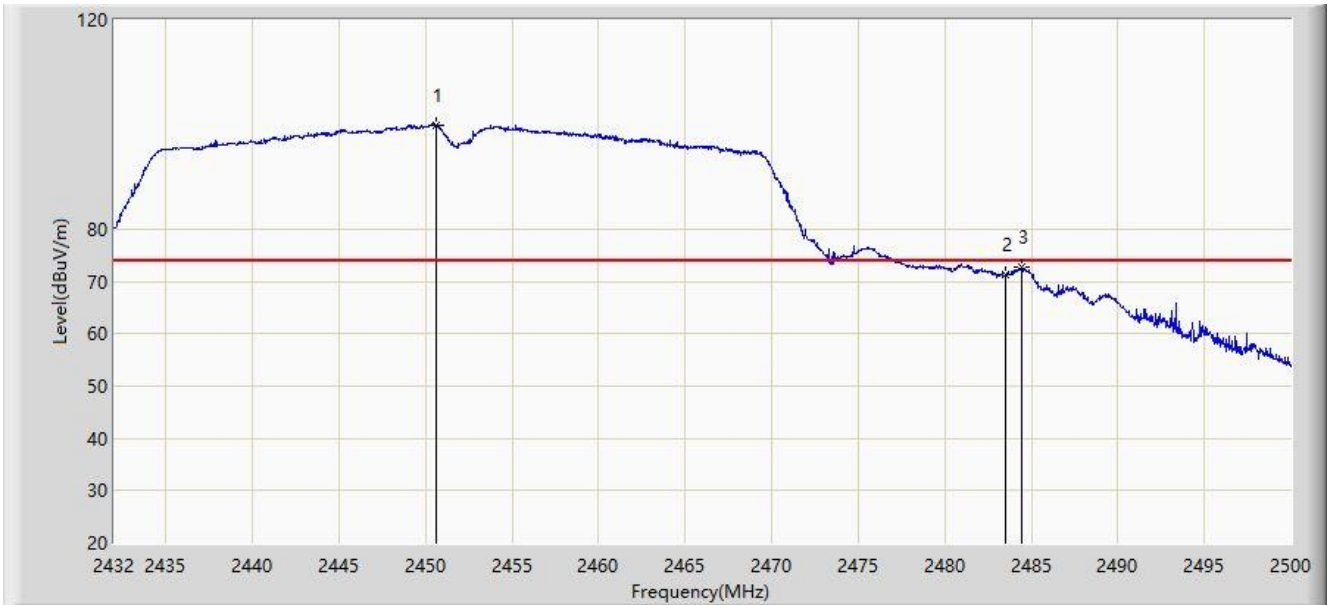


No	Flag	Mark	Frequency (MHz)	Measure Level (dBuV/m)	Reading Level (dBuV)	Over Limit (dB)	Limit (dBuV/m)	Factor (dB)	Type
1		*	2453.862	81.762	50.641	N/A	N/A	31.121	AV
2			2483.500	53.069	21.876	-0.931	54.000	31.194	AV

Note: Measure Level (dBuV/m) = Reading Level (dBuV) + Factor (dB)

Factor (dB) = Cable Loss (dB) + Antenna Factor (dB/m).

Site: AC1	Time: 2015/04/12 - 01:00
Limit: FCC_Part15.209_RE(3m)	Engineer: Milo Li
Probe: BBHA9120D_1-18GHz	Polarity: Vertical
EUT: BHS VDSL VoIP	Power: AC 120V/60Hz
Note: Test Mode: Transmit by 802.11n-HT40 at Channel 2452MHz ANT 1	

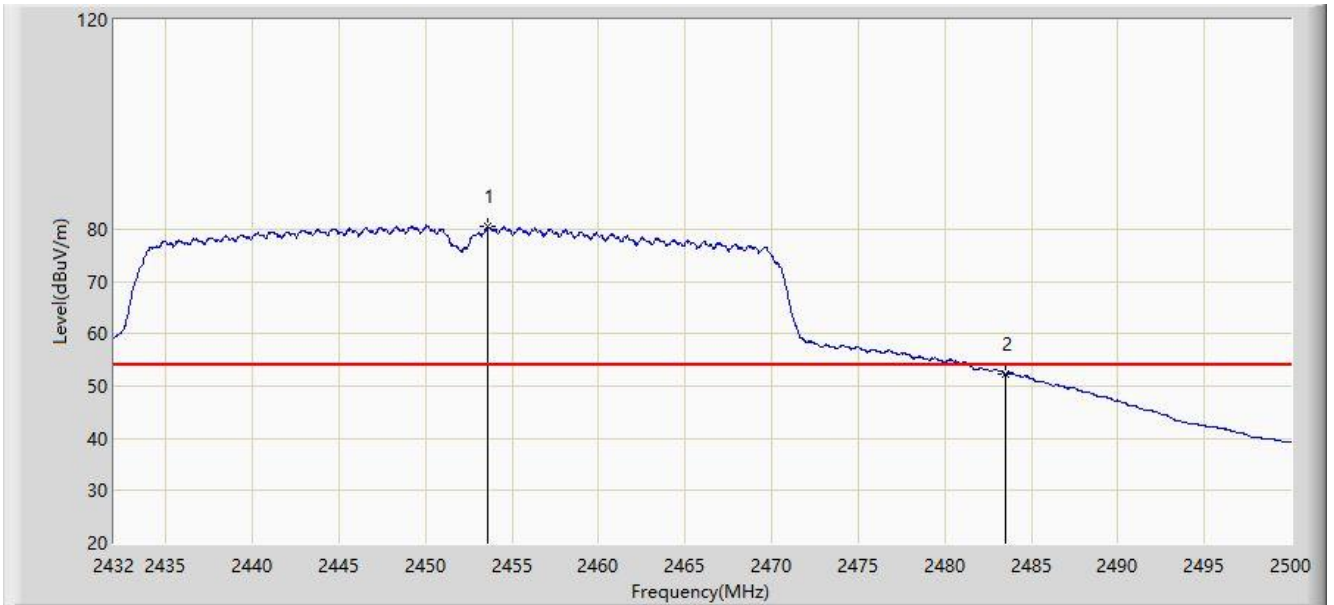


No	Flag	Mark	Frequency (MHz)	Measure Level (dBuV/m)	Reading Level (dBuV)	Over Limit (dB)	Limit (dBuV/m)	Factor	Type
1		*	2450.598	99.963	68.848	N/A	N/A	31.115	PK
2			2483.500	71.155	39.961	-2.845	74.000	31.194	PK
3			2484.428	72.647	41.452	-1.353	74.000	31.195	PK

Note: Measure Level (dB $\mu$ V/m) = Reading Level (dB $\mu$ V) + Factor (dB)

Factor (dB) = Cable Loss (dB) + Antenna Factor (dB/m).

Site: AC1	Time: 2015/04/12 - 01:00
Limit: FCC_Part15.209_RE(3m)	Engineer: Milo Li
Probe: BBHA9120D_1-18GHz	Polarity: Vertical
EUT: BHS VDSL VoIP	Power: AC 120V/60Hz
Note: Test Mode: Transmit by 802.11n-HT40 at Channel 2452MHz ANT 1	

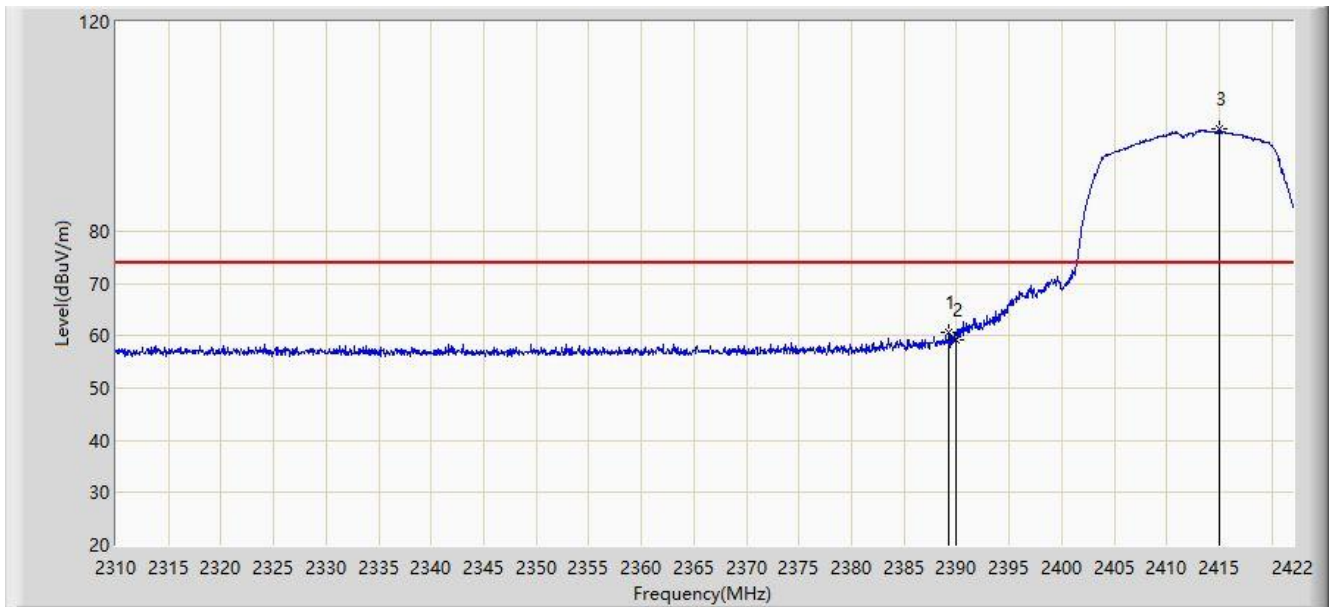


No	Flag	Mark	Frequency (MHz)	Measure Level (dBuV/m)	Reading Level (dBuV)	Over Limit (dB)	Limit (dBuV/m)	Factor	Type
1		*	2453.624	80.415	49.294	N/A	N/A	31.121	AV
2			2483.500	52.266	21.072	-1.734	54.000	31.194	AV

Note: Measure Level (dBuV/m) = Reading Level (dBuV) + Factor (dB)

Factor (dB) = Cable Loss (dB) + Antenna Factor (dB/m).

Site: AC1	Time: 2015/04/08 - 11:16
Limit: FCC_Part15.209_RE(3m)	Engineer: Milo Li
Probe: BBHA9120D_1-18GHz	Polarity: Horizontal
EUT: BHS VDSL VoIP	Power: AC 120V/60Hz
Test Mode: Transmit by 802.11n-HT20 at Channel 2412MHz Ant 2	

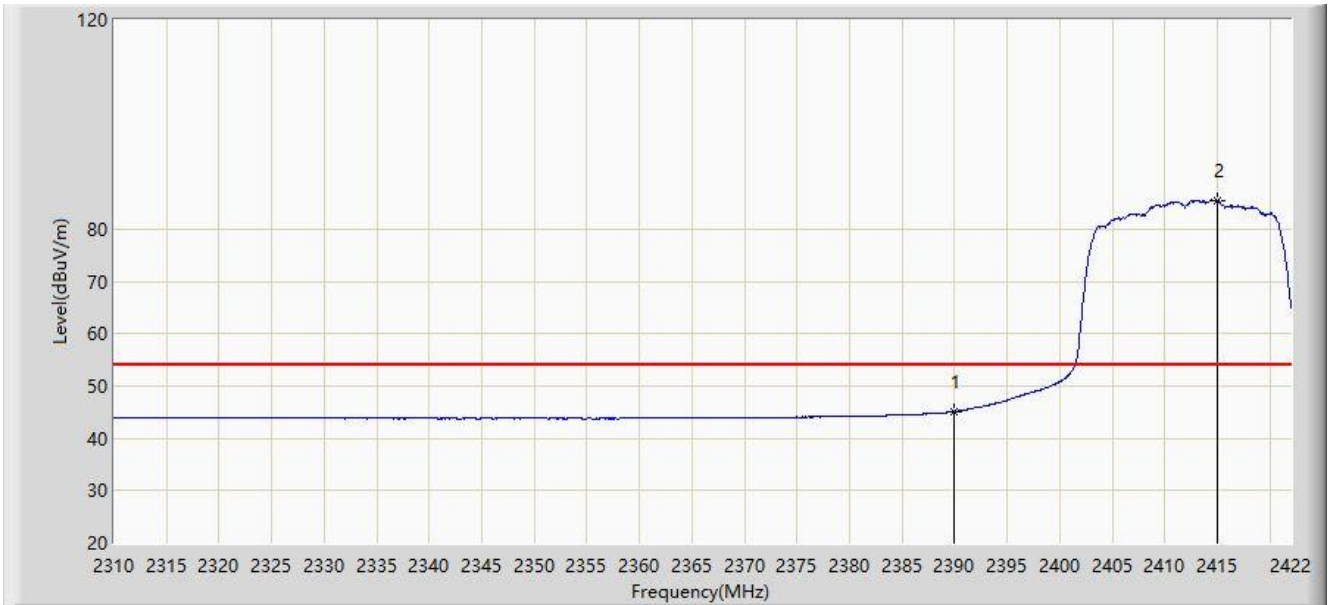


No	Flag	Mark	Frequency (MHz)	Measure Level (dBuV/m)	Reading Level (dBuV)	Over Limit (dB)	Limit (dBuV/m)	Factor (dB)	Type
1			2389.296	60.538	29.334	-13.462	74.000	31.204	PK
2			2390.000	59.268	28.065	-14.732	74.000	31.203	PK
3		*	2415.056	99.441	68.277	N/A	N/A	31.165	PK

Note: Measure Level (dB $\mu$ V/m) = Reading Level (dB $\mu$ V) + Factor (dB)

Factor (dB) = Cable Loss (dB) + Antenna Factor (dB/m).

Site: AC1	Time: 2015/04/08 - 11:23
Limit: FCC_Part15.209_RE(3m)	Engineer: Milo Li
Probe: BBHA9120D_1-18GHz	Polarity: Horizontal
EUT: BHS VDSL VoIP	Power: AC 120V/60Hz
Test Mode: Transmit by 802.11n-HT20 at Channel 2412MHz Ant 2	

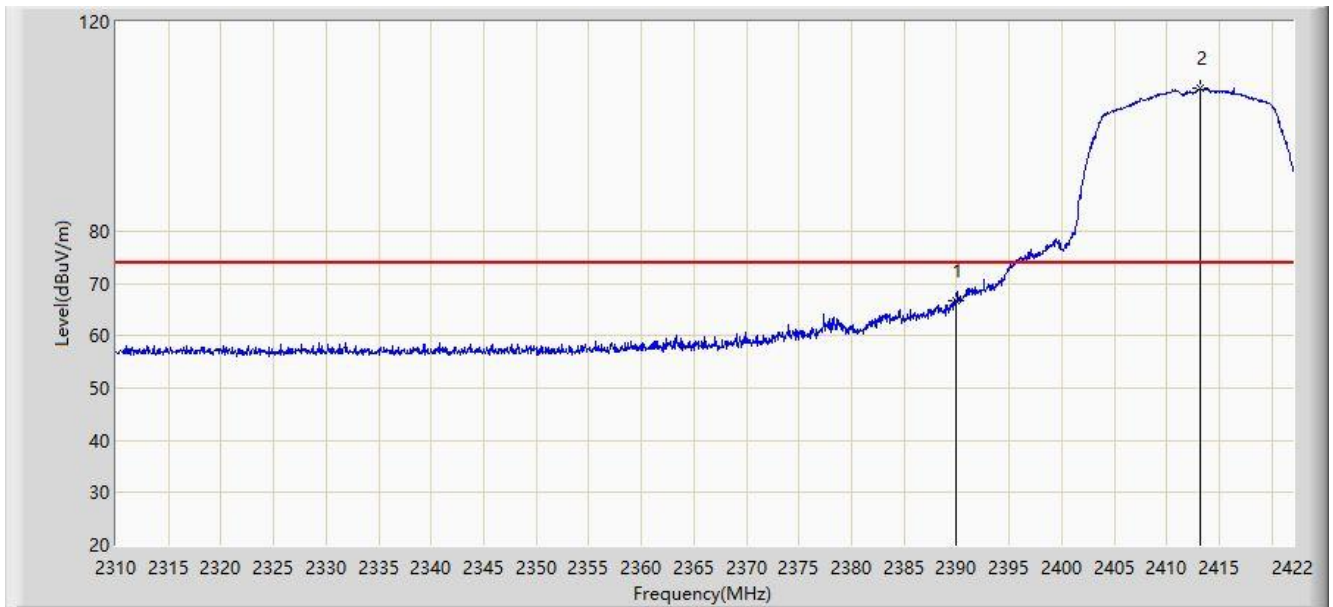


No	Flag	Mark	Frequency (MHz)	Measure Level (dBuV/m)	Reading Level (dBuV)	Over Limit (dB)	Limit (dBuV/m)	Factor (dB)	Type
1			2390.000	45.107	13.904	-8.893	54.000	31.203	AV
2		*	2415.000	85.435	54.271	N/A	N/A	31.165	AV

Note: Measure Level (dBuV/m) = Reading Level (dBuV) + Factor (dB)

Factor (dB) = Cable Loss (dB) + Antenna Factor (dB/m).

Site: AC1	Time: 2015/04/08 - 11:24
Limit: FCC_Part15.209_RE(3m)	Engineer: Milo Li
Probe: BBHA9120D_1-18GHz	Polarity: Vertical
EUT: BHS VDSL VoIP	Power: AC 120V/60Hz
Test Mode: Transmit by 802.11n-HT20 at Channel 2412MHz Ant 2	



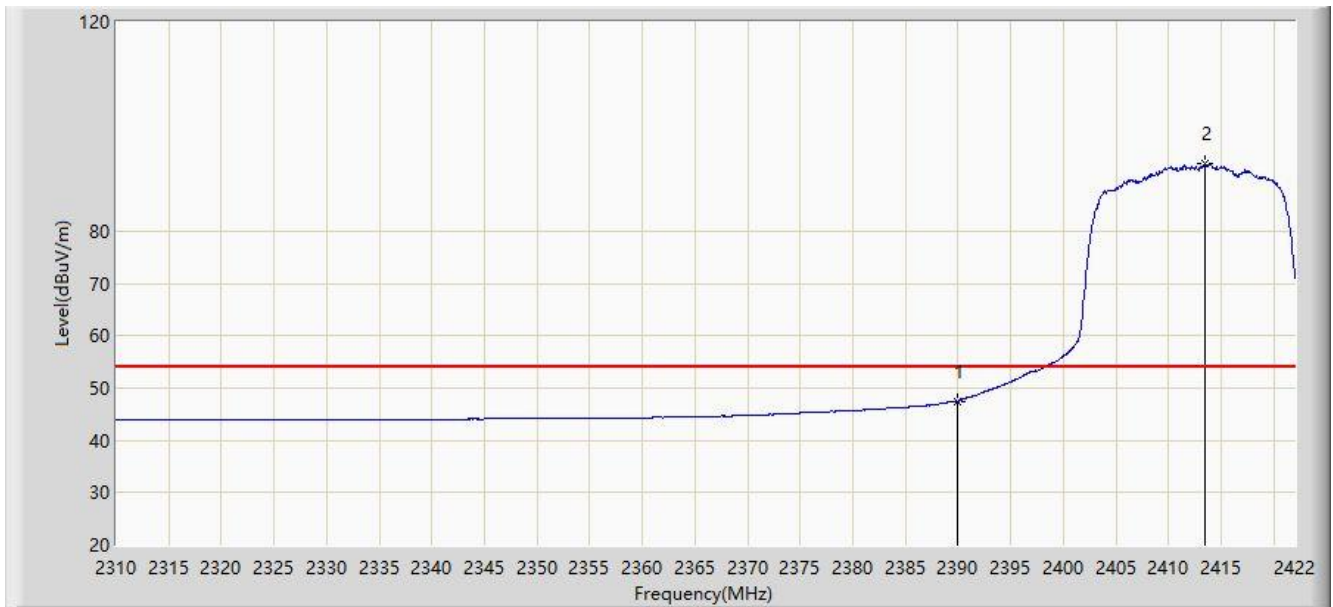
No	Flag	Mark	Frequency (MHz)	Measure Level (dBuV/m)	Reading Level (dBuV)	Over Limit (dB)	Limit (dBuV/m)	Factor (dB)	Type
1			2390.000	66.624	35.421	-7.376	74.000	31.203	PK
2		*	2413.208	107.188	76.021	N/A	N/A	31.167	PK

Note: Measure Level (dBuV/m) = Reading Level (dBuV) + Factor (dB)

Factor (dB) = Cable Loss (dB) + Antenna Factor (dB/m).



Site: AC1	Time: 2015/04/08 - 11:27
Limit: FCC_Part15.209_RE(3m)	Engineer: Milo Li
Probe: BBHA9120D_1-18GHz	Polarity: Vertical
EUT: BHS VDSL VoIP	Power: AC 120V/60Hz
Test Mode: Transmit by 802.11n-HT20 at Channel 2412MHz Ant 2	

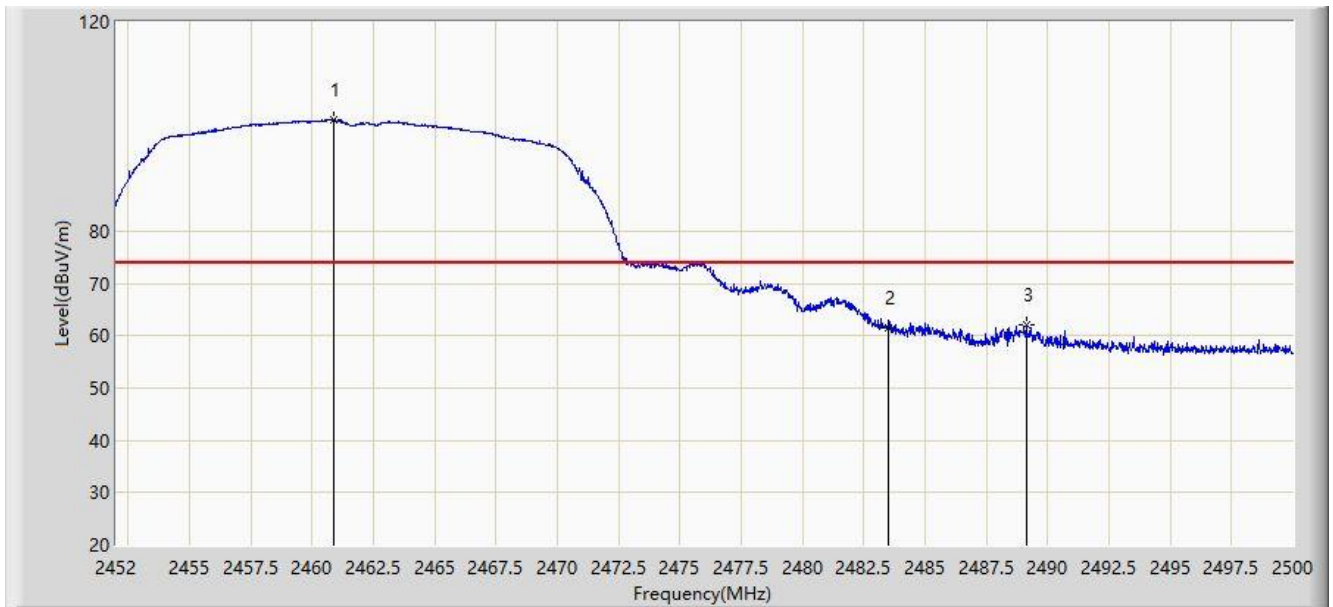


No	Flag	Mark	Frequency (MHz)	Measure Level (dBuV/m)	Reading Level (dBuV)	Over Limit (dB)	Limit (dBuV/m)	Factor (dB)	Type
1			2390.000	47.509	16.306	-6.491	54.000	31.203	AV
2		*	2413.432	92.933	61.766	N/A	N/A	31.168	AV

Note: Measure Level (dBuV/m) = Reading Level (dBuV) + Factor (dB)

Factor (dB) = Cable Loss (dB) + Antenna Factor (dB/m).

Site: AC1	Time: 2015/04/08 - 11:27
Limit: FCC_Part15.209_RE(3m)	Engineer: Milo Li
Probe: BBHA9120D_1-18GHz	Polarity: Horizontal
EUT: BHS VDSL VoIP	Power: AC 120V/60Hz
Test Mode: Transmit by 802.11n-HT20 at Channel 2462MHz Ant 2	

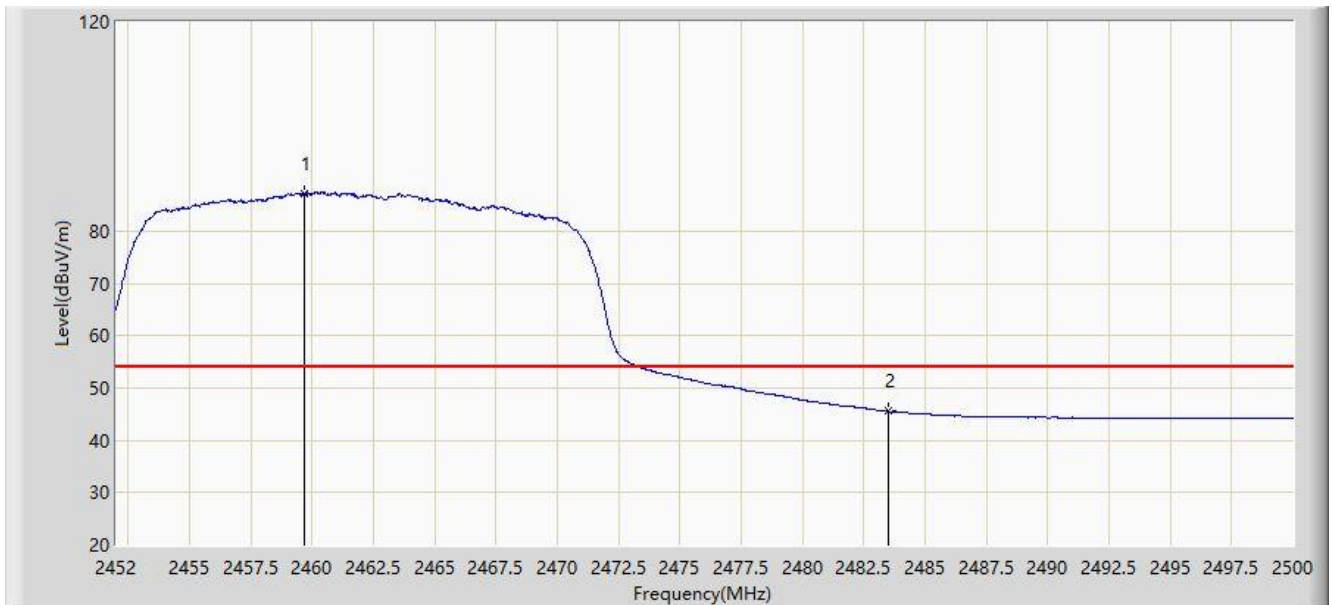


No	Flag	Mark	Frequency (MHz)	Measure Level (dBuV/m)	Reading Level (dBuV)	Over Limit (dB)	Limit (dBuV/m)	Factor (dB)	Type
1		*	2460.880	101.214	70.081	N/A	N/A	31.133	PK
2			2483.500	61.532	30.339	-12.468	74.000	31.194	PK
3			2489.128	62.146	30.938	-11.854	74.000	31.208	PK

Note: Measure Level (dB $\mu$ V/m) = Reading Level (dB $\mu$ V) + Factor (dB)

Factor (dB) = Cable Loss (dB) + Antenna Factor (dB/m).

Site: AC1	Time: 2015/04/08 - 11:31
Limit: FCC_Part15.209_RE(3m)	Engineer: Milo Li
Probe: BBHA9120D_1-18GHz	Polarity: Horizontal
EUT: BHS VDSL VoIP	Power: AC 120V/60Hz
Test Mode: Transmit by 802.11n-HT20 at Channel 2462MHz Ant 2	



No	Flag	Mark	Frequency (MHz)	Measure Level (dBuV/m)	Reading Level (dBuV)	Over Limit (dB)	Limit (dBuV/m)	Factor (dB)	Type
1		*	2459.656	87.272	56.141	N/A	N/A	31.131	AV
2			2483.500	45.525	14.332	-8.475	54.000	31.194	AV

Note: Measure Level (dBuV/m) = Reading Level (dBuV) + Factor (dB)

Factor (dB) = Cable Loss (dB) + Antenna Factor (dB/m).

Site: AC1	Time: 2015/04/08 - 11:31
Limit: FCC_Part15.209_RE(3m)	Engineer: Milo Li
Probe: BBHA9120D_1-18GHz	Polarity: Vertical
EUT: BHS VDSL VoIP	Power: AC 120V/60Hz
Test Mode: Transmit by 802.11n-HT20 at Channel 2462MHz Ant 2	



No	Flag	Mark	Frequency (MHz)	Measure Level (dBuV/m)	Reading Level (dBuV)	Over Limit (dB)	Limit (dBuV/m)	Factor (dB)	Type
1		*	2460.736	107.743	76.610	N/A	N/A	31.133	PK
2			2483.500	67.038	35.845	-6.962	74.000	31.194	PK

Note: Measure Level (dBuV/m) = Reading Level (dBuV) + Factor (dB)

Factor (dB) = Cable Loss (dB) + Antenna Factor (dB/m).

Site: AC1	Time: 2015/04/08 - 11:34
Limit: FCC_Part15.209_RE(3m)	Engineer: Milo Li
Probe: BBHA9120D_1-18GHz	Polarity: Vertical
EUT: BHS VDSL VoIP	Power: AC 120V/60Hz
Test Mode: Transmit by 802.11n-HT20 at Channel 2462MHz Ant 2	

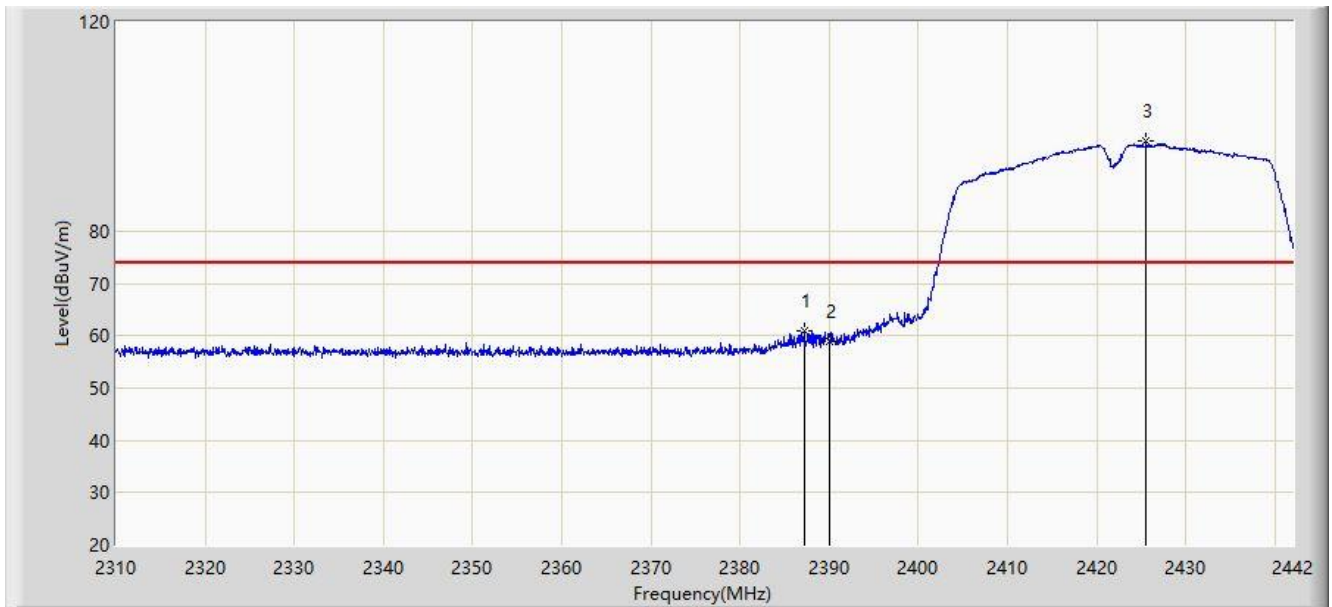


No	Flag	Mark	Frequency (MHz)	Measure Level (dBuV/m)	Reading Level (dBuV)	Over Limit (dB)	Limit (dBuV/m)	Factor (dB)	Type
1		*	2460.496	92.722	61.589	N/A	N/A	31.133	AV
2			2483.500	48.045	16.852	-5.955	54.000	31.194	AV

Note: Measure Level (dB $\mu$ V/m) = Reading Level (dB $\mu$ V) + Factor (dB)

Factor (dB) = Cable Loss (dB) + Antenna Factor (dB/m).

Site: AC1	Time: 2015/04/08 - 11:34
Limit: FCC_Part15.209_RE(3m)	Engineer: Milo Li
Probe: BBHA9120D_1-18GHz	Polarity: Horizontal
EUT: BHS VDSL VoIP	Power: AC 120V/60Hz
Test Mode: Transmit by 802.11n-HT40 at Channel 2422MHz Ant 2	

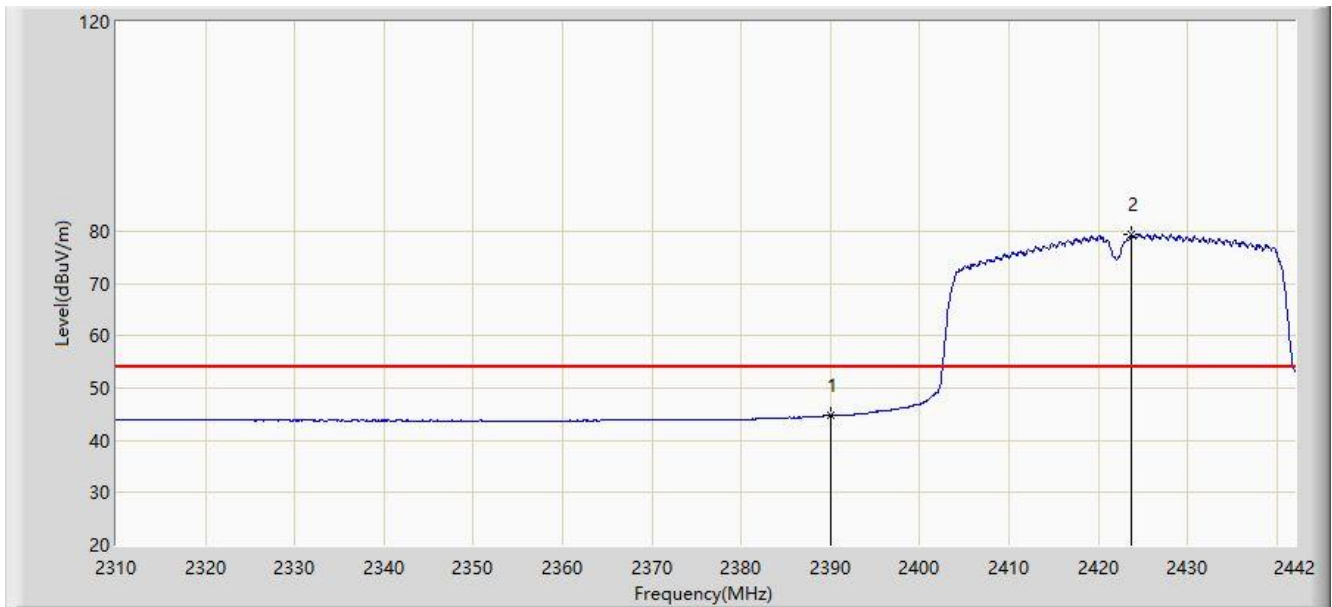


No	Flag	Mark	Frequency (MHz)	Measure Level (dBuV/m)	Reading Level (dBuV)	Over Limit (dB)	Limit (dBuV/m)	Factor (dB)	Type
1			2387.220	61.032	29.824	-12.968	74.000	31.208	PK
2			2390.000	58.794	27.591	-15.206	74.000	31.203	PK
3		*	2425.500	97.109	65.963	N/A	N/A	31.146	PK

Note: Measure Level (dB $\mu$ V/m) = Reading Level (dB $\mu$ V) + Factor (dB)

Factor (dB) = Cable Loss (dB) + Antenna Factor (dB/m).

Site: AC1	Time: 2015/04/08 - 11:38
Limit: FCC_Part15.209_RE(3m)	Engineer: Milo Li
Probe: BBHA9120D_1-18GHz	Polarity: Horizontal
EUT: BHS VDSL VoIP	Power: AC 120V/60Hz
Test Mode: Transmit by 802.11n-HT40 at Channel 2422MHz Ant 2	

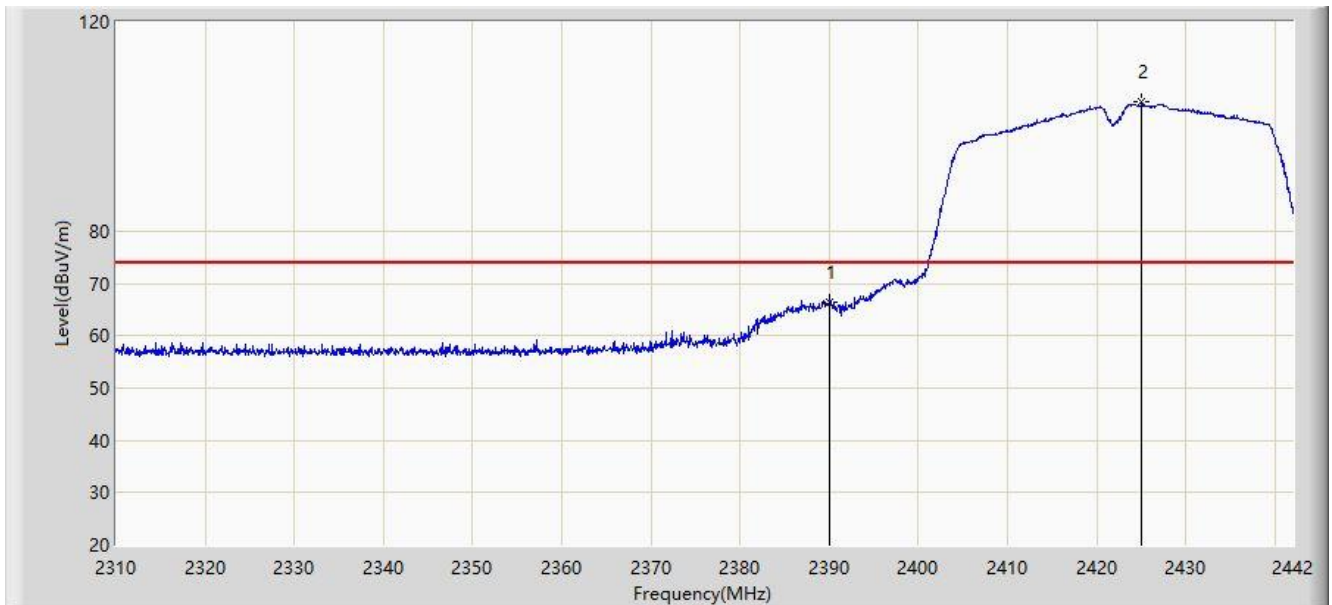


No	Flag	Mark	Frequency (MHz)	Measure Level (dBuV/m)	Reading Level (dBuV)	Over Limit (dB)	Limit (dBuV/m)	Factor (dB)	Type
1			2390.000	44.677	13.474	-9.323	54.000	31.203	AV
2		*	2423.652	79.272	48.123	N/A	N/A	31.149	AV

Note: Measure Level (dBuV/m) = Reading Level (dBuV) + Factor (dB)

Factor (dB) = Cable Loss (dB) + Antenna Factor (dB/m).

Site: AC1	Time: 2015/04/08 - 11:39
Limit: FCC_Part15.209_RE(3m)	Engineer: Milo Li
Probe: BBHA9120D_1-18GHz	Polarity: Vertical
EUT: BHS VDSL VoIP	Power: AC 120V/60Hz
Test Mode: Transmit by 802.11n-HT40 at Channel 2422MHz Ant 2	



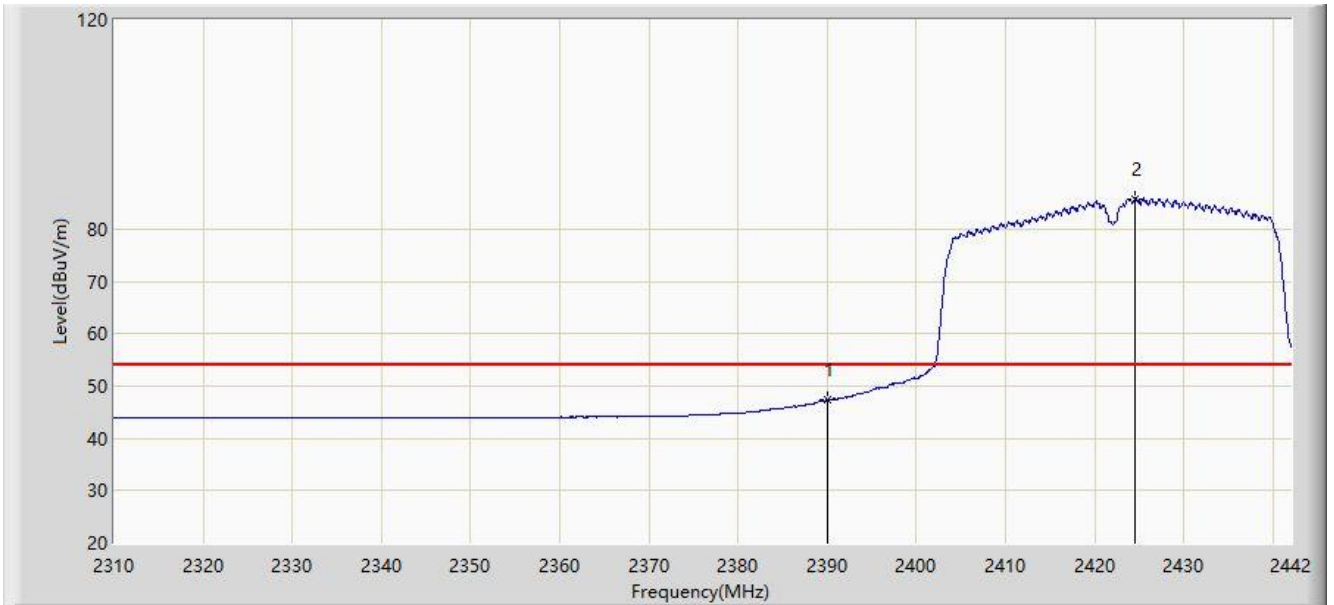
No	Flag	Mark	Frequency (MHz)	Measure Level (dBuV/m)	Reading Level (dBuV)	Over Limit (dB)	Limit (dBuV/m)	Factor (dB)	Type
1			2390.000	66.459	35.256	-7.541	74.000	31.203	PK
2		*	2425.038	104.766	73.619	N/A	N/A	31.147	PK

Note: Measure Level (dB $\mu$ V/m) = Reading Level (dB $\mu$ V) + Factor (dB)

Factor (dB) = Cable Loss (dB) + Antenna Factor (dB/m).



Site: AC1	Time: 2015/04/08 - 11:41
Limit: FCC_Part15.209_RE(3m)	Engineer: Milo Li
Probe: BBHA9120D_1-18GHz	Polarity: Vertical
EUT: BHS VDSL VoIP	Power: AC 120V/60Hz
Test Mode: Transmit by 802.11n-HT40 at Channel 2422MHz Ant 2	

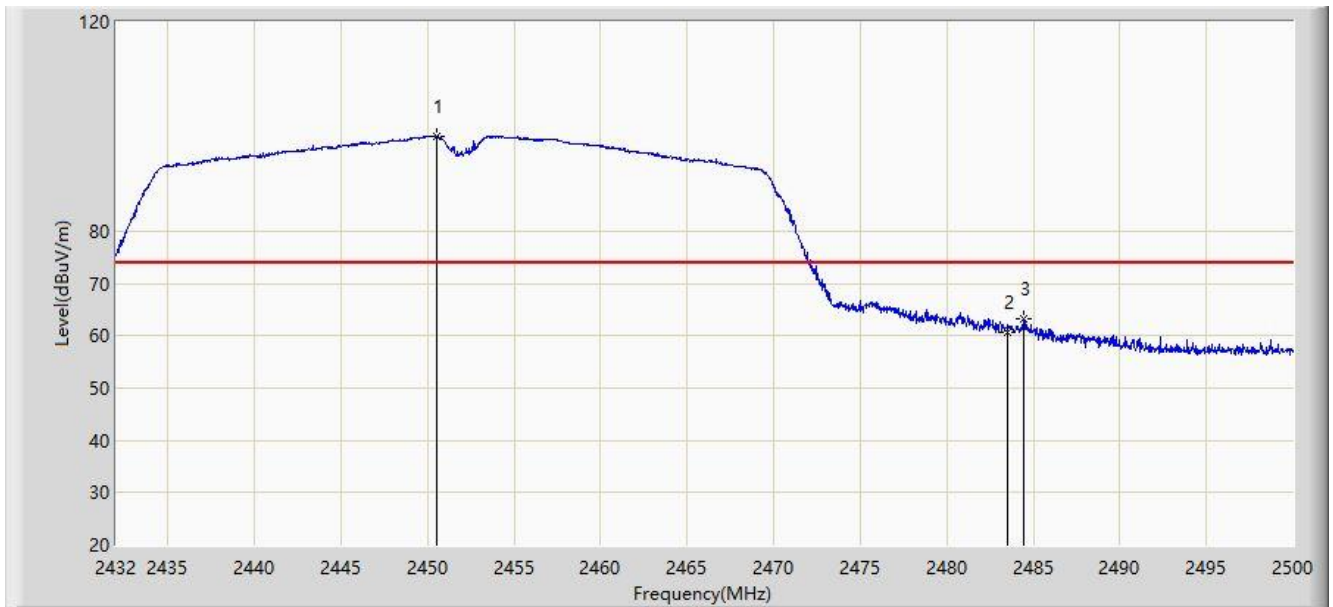


No	Flag	Mark	Frequency (MHz)	Measure Level (dBuV/m)	Reading Level (dBuV)	Over Limit (dB)	Limit (dBuV/m)	Factor (dB)	Type
1			2390.000	47.307	16.104	-6.693	54.000	31.203	AV
2		*	2424.510	85.724	54.576	N/A	N/A	31.148	AV

Note: Measure Level (dBuV/m) = Reading Level (dBuV) + Factor (dB)

Factor (dB) = Cable Loss (dB) + Antenna Factor (dB/m).

Site: AC1	Time: 2015/04/08 - 11:42
Limit: FCC_Part15.209_RE(3m)	Engineer: Milo Li
Probe: BBHA9120D_1-18GHz	Polarity: Horizontal
EUT: BHS VDSL VoIP	Power: AC 120V/60Hz
Test Mode: Transmit by 802.11n-HT40 at Channel 2452MHz Ant 2	

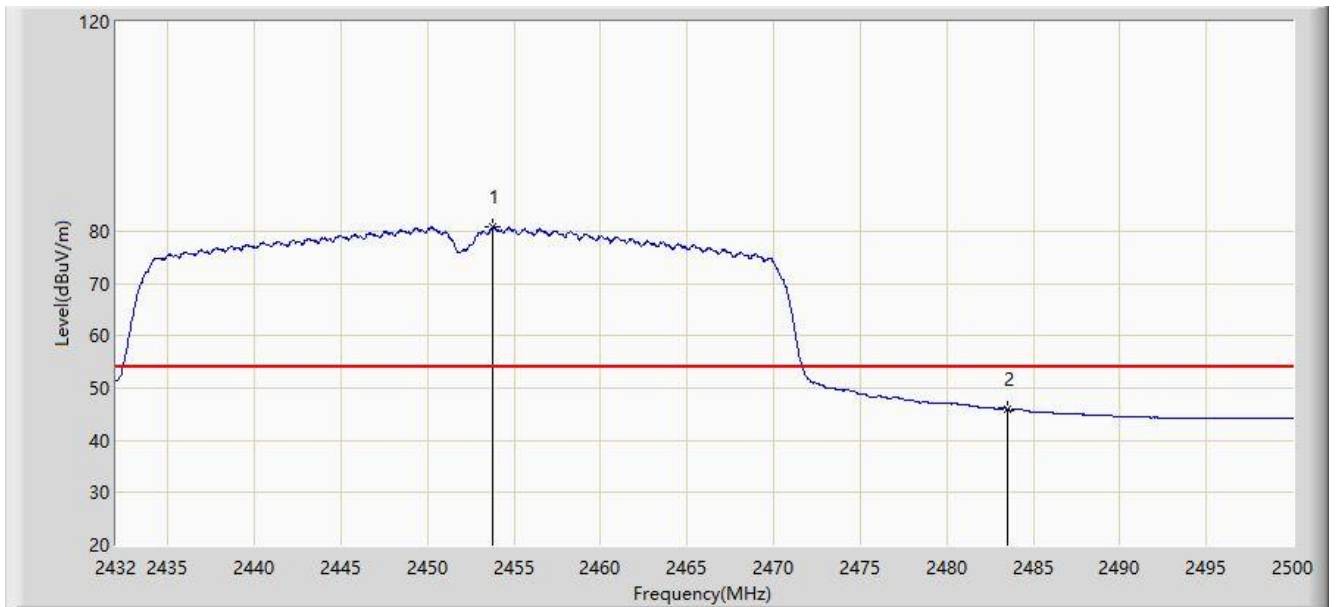


No	Flag	Mark	Frequency (MHz)	Measure Level (dBuV/m)	Reading Level (dBuV)	Over Limit (dB)	Limit (dBuV/m)	Factor (dB)	Type
1		*	2450.496	98.165	67.050	N/A	N/A	31.115	PK
2			2483.500	60.674	29.481	-13.326	74.000	31.194	PK
3			2484.462	63.128	31.932	-10.872	74.000	31.195	PK

Note: Measure Level (dB $\mu$ V/m) = Reading Level (dB $\mu$ V) + Factor (dB)

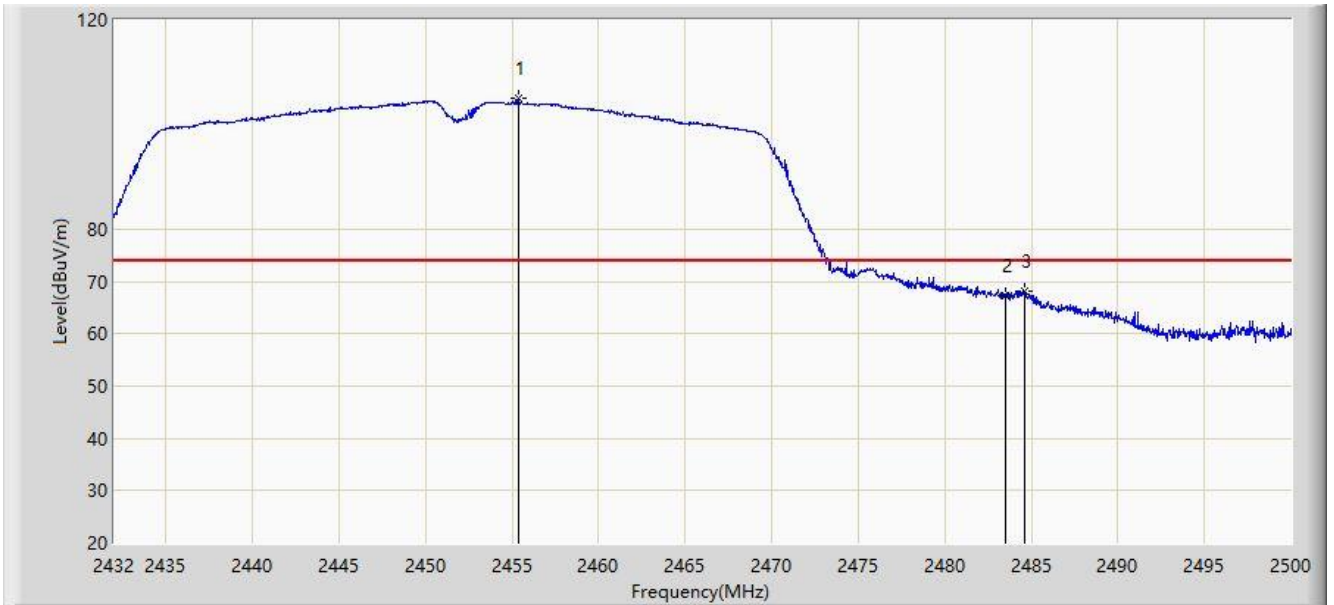
Factor (dB) = Cable Loss (dB) + Antenna Factor (dB/m).

Site: AC1	Time: 2015/04/08 - 11:44
Limit: FCC_Part15.209_RE(3m)	Engineer: Milo Li
Probe: BBHA9120D_1-18GHz	Polarity: Horizontal
EUT: BHS VDSL VoIP	Power: AC 120V/60Hz
Test Mode: Transmit by 802.11n-HT40 at Channel 2452MHz Ant 2	



No	Flag	Mark	Frequency (MHz)	Measure Level (dBuV/m)	Reading Level (dBuV)	Over Limit (dB)	Limit (dBuV/m)	Factor (dB)	Type
1		*	2453.794	80.803	49.682	N/A	N/A	31.121	AV
2			2483.500	45.936	14.743	-8.064	54.000	31.194	AV

Site: AC1	Time: 2015/04/08 - 11:45
Limit: FCC_Part15.209_RE(3m)	Engineer: Milo Li
Probe: BBHA9120D_1-18GHz	Polarity: Vertical
EUT: BHS VDSL VoIP	Power: AC 120V/60Hz
Test Mode: Transmit by 802.11n-HT40 at Channel 2452MHz Ant 2	

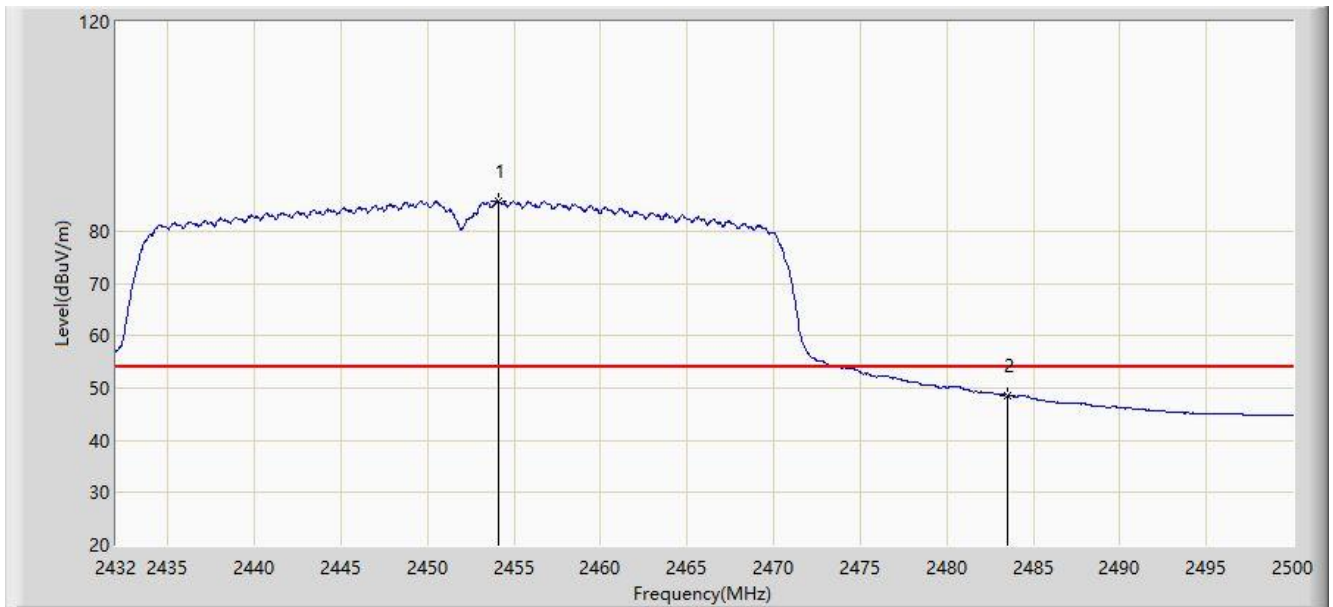


No	Flag	Mark	Frequency (MHz)	Measure Level (dBuV/m)	Reading Level (dBuV)	Over Limit (dB)	Limit (dBuV/m)	Factor (dB)	Type
1		*	2455.358	105.109	73.985	N/A	N/A	31.123	PK
2			2483.500	67.235	36.042	-6.765	74.000	31.194	PK
3			2484.632	68.036	36.840	-5.964	74.000	31.197	PK

Note: Measure Level (dB $\mu$ V/m) = Reading Level (dB $\mu$ V) + Factor (dB)

Factor (dB) = Cable Loss (dB) + Antenna Factor (dB/m).

Site: AC1	Time: 2015/04/08 - 11:47
Limit: FCC_Part15.209_RE(3m)	Engineer: Milo Li
Probe: BBHA9120D_1-18GHz	Polarity: Vertical
EUT: BHS VDSL VoIP	Power: AC 120V/60Hz
Test Mode: Transmit by 802.11n-HT40 at Channel 2452MHz Ant 2	

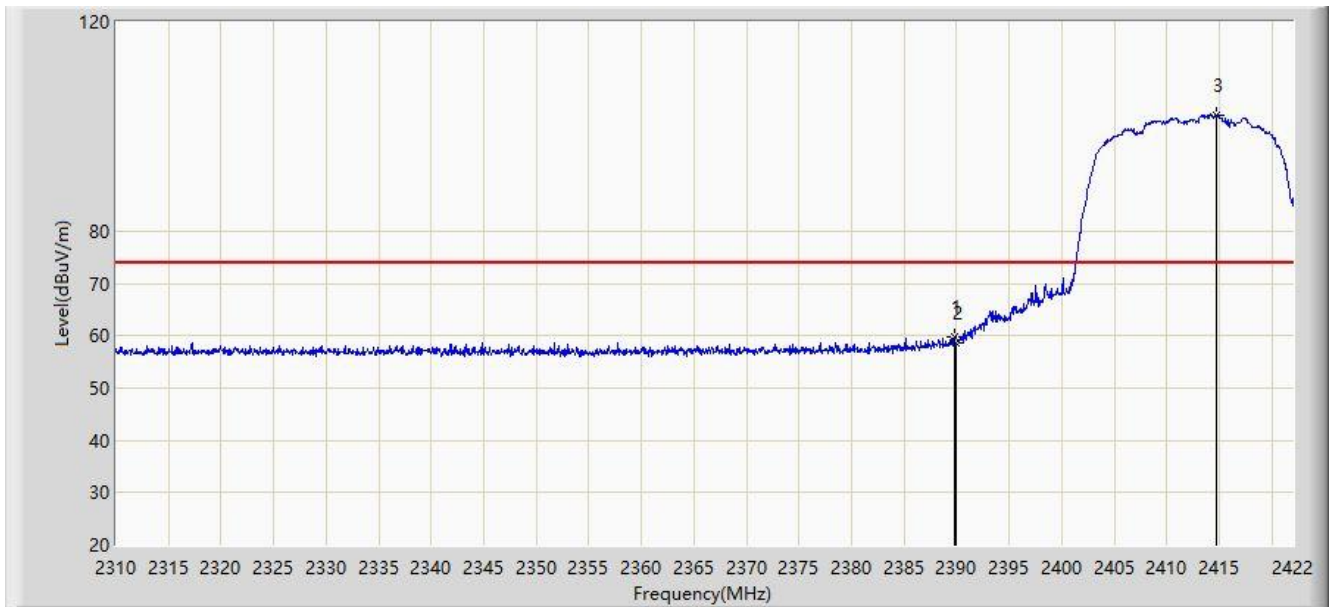


No	Flag	Mark	Frequency (MHz)	Measure Level (dBuV/m)	Reading Level (dBuV)	Over Limit (dB)	Limit (dBuV/m)	Factor (dB)	Type
1		*	2454.066	85.817	54.696	N/A	N/A	31.121	AV
2			2483.500	48.562	17.369	-5.438	54.000	31.194	AV

Note: Measure Level (dBuV/m) = Reading Level (dBuV) + Factor (dB)

Factor (dB) = Cable Loss (dB) + Antenna Factor (dB/m).

Site: AC1	Time: 2015/04/08 - 11:48
Limit: FCC_Part15.209_RE(3m)	Engineer: Milo Li
Probe: BBHA9120D_1-18GHz	Polarity: Horizontal
EUT: BHS VDSL VoIP	Power: AC 120V/60Hz
Test Mode: Transmit by 802.11n-HT20 at Channel 2412MHz Ant 1+2	

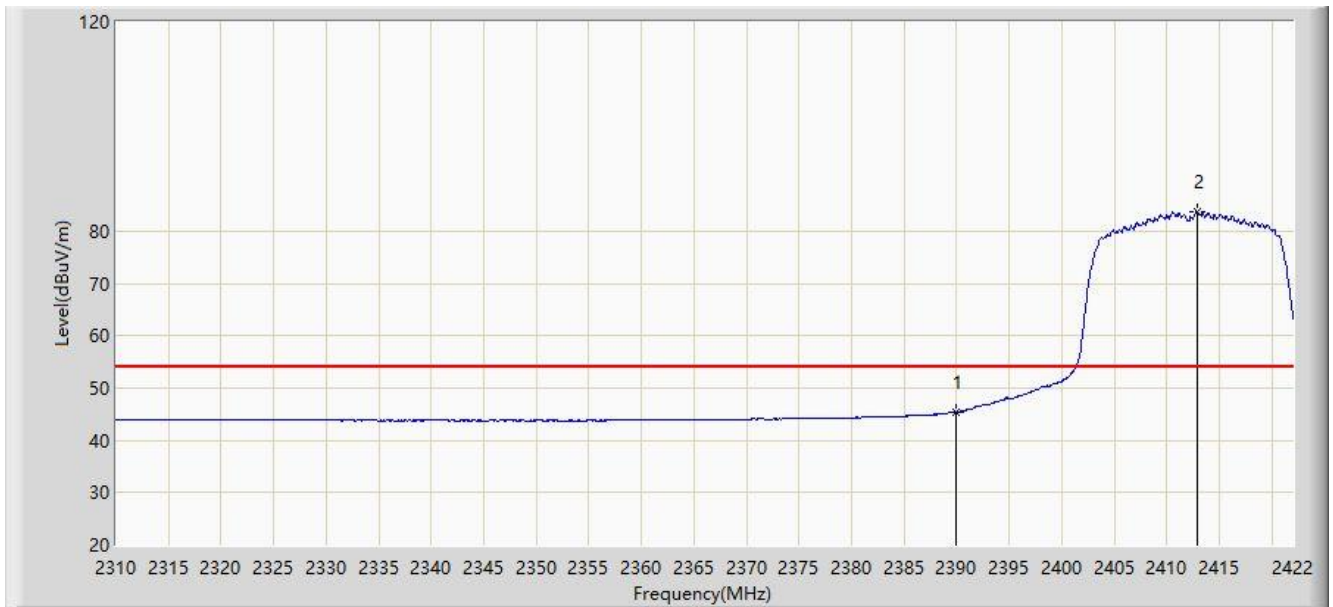


No	Flag	Mark	Frequency (MHz)	Measure Level (dBuV/m)	Reading Level (dBuV)	Over Limit (dB)	Limit (dBuV/m)	Factor (dB)	Type
1			2389.744	59.894	28.691	-14.106	74.000	31.203	PK
2			2390.000	58.703	27.500	-15.297	74.000	31.203	PK
3		*	2414.720	102.219	71.054	N/A	N/A	31.164	PK

Note: Measure Level (dB $\mu$ V/m) = Reading Level (dB $\mu$ V) + Factor (dB)

Factor (dB) = Cable Loss (dB) + Antenna Factor (dB/m).

Site: AC1	Time: 2015/04/08 - 11:53
Limit: FCC_Part15.209_RE(3m)	Engineer: Milo Li
Probe: BBHA9120D_1-18GHz	Polarity: Horizontal
EUT: BHS VDSL VoIP	Power: AC 120V/60Hz
Test Mode: Transmit by 802.11n-HT20 at Channel 2412MHz Ant 1+2	

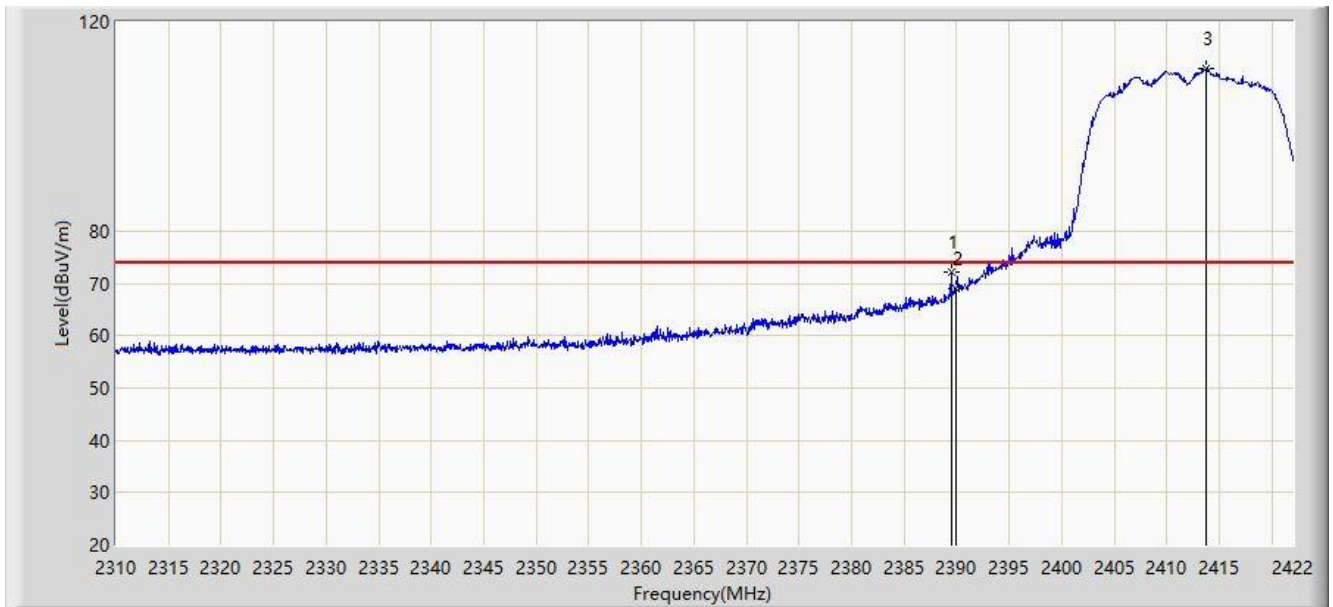


No	Flag	Mark	Frequency (MHz)	Measure Level (dBuV/m)	Reading Level (dBuV)	Over Limit (dB)	Limit (dBuV/m)	Factor (dB)	Type
1			2390.000	45.452	14.249	-8.548	54.000	31.203	AV
2		*	2412.872	83.634	52.466	N/A	N/A	31.168	AV

Note: Measure Level (dBuV/m) = Reading Level (dBuV) + Factor (dB)

Factor (dB) = Cable Loss (dB) + Antenna Factor (dB/m).

Site: AC1	Time: 2015/04/08 - 11:53
Limit: FCC_Part15.209_RE(3m)	Engineer: Milo Li
Probe: BBHA9120D_1-18GHz	Polarity: Vertical
EUT: BHS VDSL VoIP	Power: AC 120V/60Hz
Test Mode: Transmit by 802.11n-HT20 at Channel 2412MHz Ant 1+2	



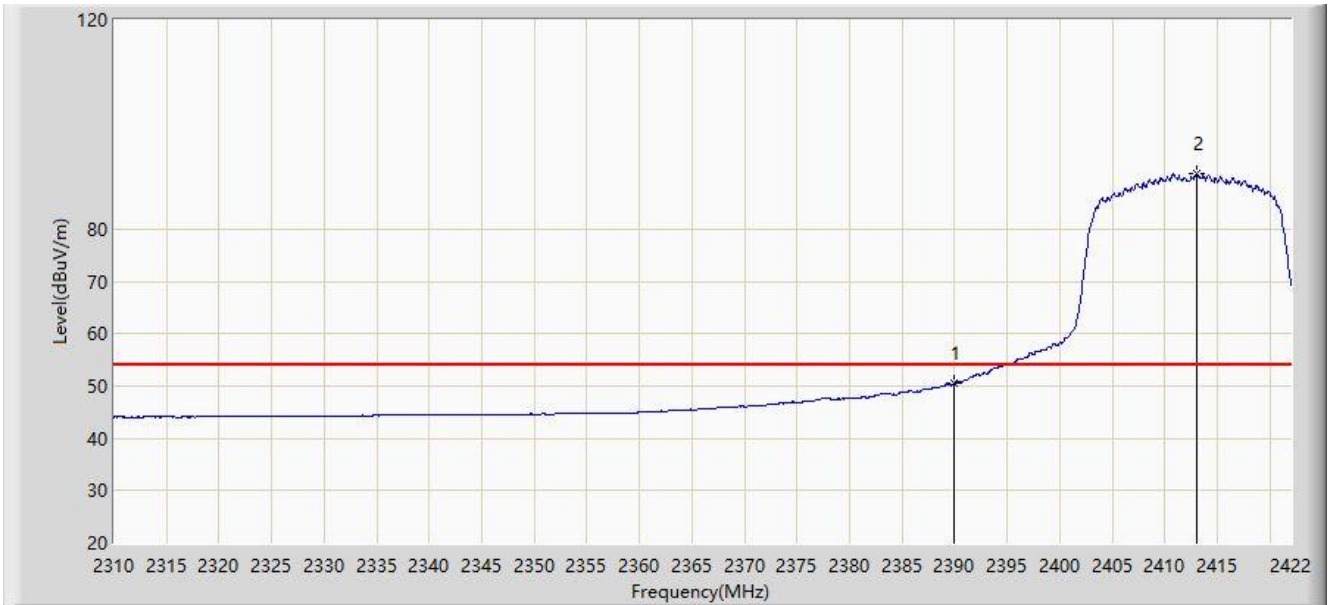
No	Flag	Mark	Frequency (MHz)	Measure Level (dBuV/m)	Reading Level (dBuV)	Over Limit (dB)	Limit (dBuV/m)	Factor (dB)	Type
1			2389.464	72.024	40.820	-1.976	74.000	31.204	PK
2			2390.000	69.018	37.815	-4.982	74.000	31.203	PK
3		*	2413.768	111.066	79.899	N/A	N/A	31.167	PK

Note: Measure Level (dB $\mu$ V/m) = Reading Level (dB $\mu$ V) + Factor (dB)

Factor (dB) = Cable Loss (dB) + Antenna Factor (dB/m).



Site: AC1	Time: 2015/04/08 - 11:56
Limit: FCC_Part15.209_RE(3m)	Engineer: Milo Li
Probe: BBHA9120D_1-18GHz	Polarity: Vertical
EUT: BHS VDSL VoIP	Power: AC 120V/60Hz
Test Mode: Transmit by 802.11n-HT20 at Channel 2412MHz Ant 1+2	

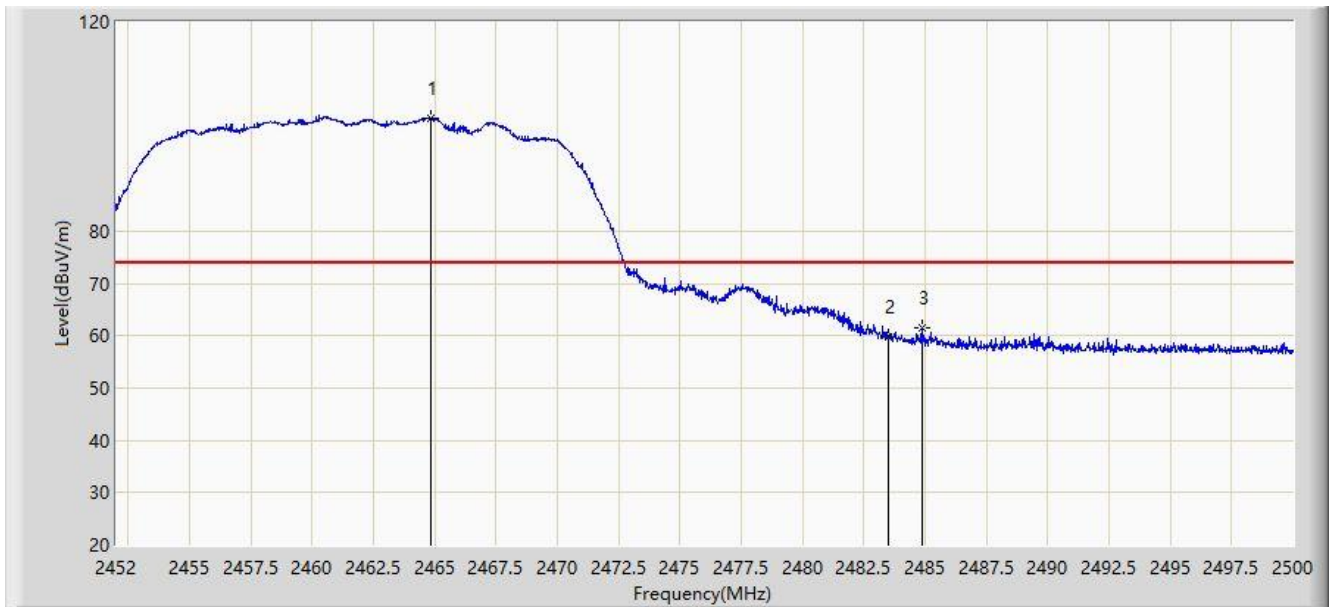


No	Flag	Mark	Frequency (MHz)	Measure Level (dBuV/m)	Reading Level (dBuV)	Over Limit (dB)	Limit (dBuV/m)	Factor (dB)	Type
1			2390.000	50.441	19.238	-3.559	54.000	31.203	AV
2		*	2413.096	90.708	59.540	N/A	N/A	31.167	AV

Note: Measure Level (dBuV/m) = Reading Level (dBuV) + Factor (dB)

Factor (dB) = Cable Loss (dB) + Antenna Factor (dB/m).

Site: AC1	Time: 2015/04/08 - 11:57
Limit: FCC_Part15.209_RE(3m)	Engineer: Milo Li
Probe: BBHA9120D_1-18GHz	Polarity: Horizontal
EUT: BHS VDSL VoIP	Power: AC 120V/60Hz
Test Mode: Transmit by 802.11n-HT20 at Channel 2462MHz Ant 1+2	

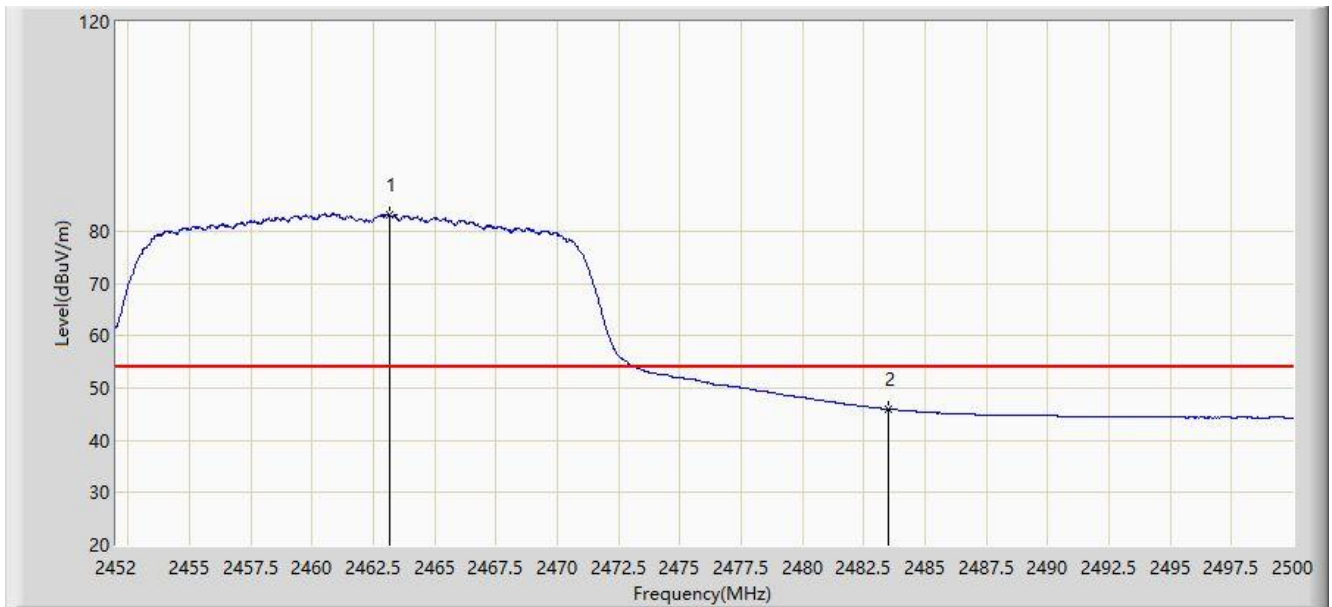


No	Flag	Mark	Frequency (MHz)	Measure Level (dBuV/m)	Reading Level (dBuV)	Over Limit (dB)	Limit (dBuV/m)	Factor (dB)	Type
1		*	2464.840	101.550	70.408	N/A	N/A	31.142	PK
2			2483.500	59.788	28.595	-14.212	74.000	31.194	PK
3			2484.856	61.615	30.418	-12.385	74.000	31.197	PK

Note: Measure Level (dB $\mu$ V/m) = Reading Level (dB $\mu$ V) + Factor (dB)

Factor (dB) = Cable Loss (dB) + Antenna Factor (dB/m).

Site: AC1	Time: 2015/04/08 - 17:57
Limit: FCC_Part15.209_RE(3m)	Engineer: Milo Li
Probe: BBHA9120D_1-18GHz	Polarity: Horizontal
EUT: BHS VDSL VoIP	Power: AC 120V/60Hz
Test Mode: Transmit by 802.11n-HT20 at Channel 2462MHz Ant 1+2	

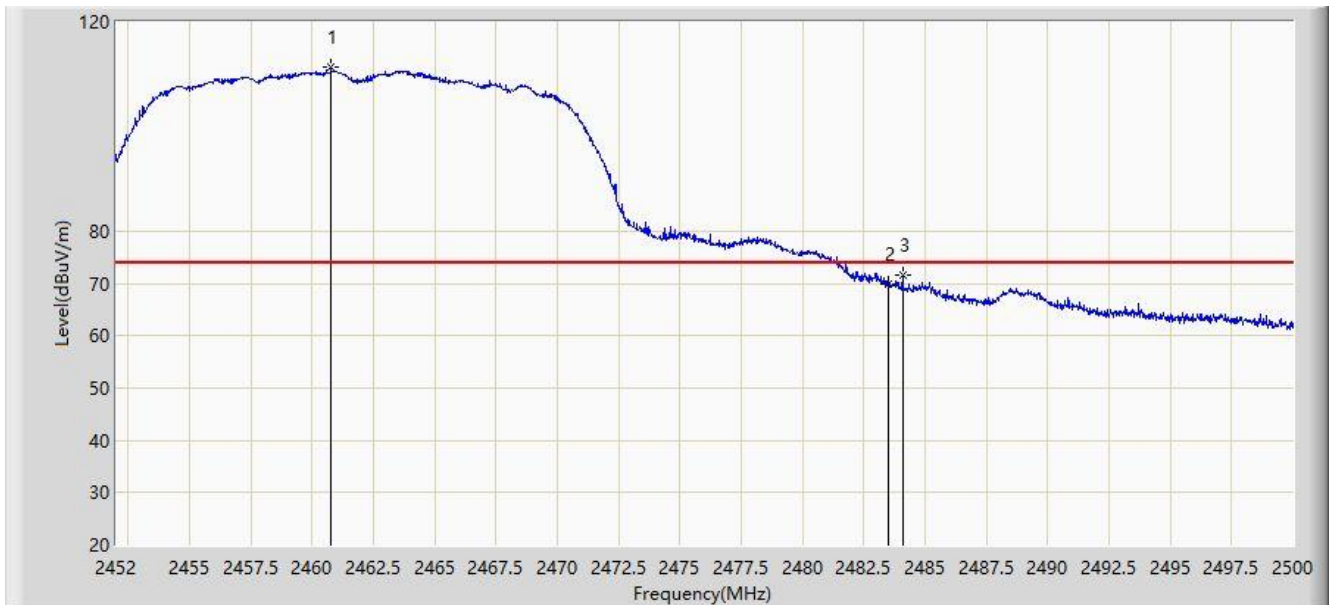


No	Flag	Mark	Frequency (MHz)	Measure Level (dBuV/m)	Reading Level (dBuV)	Over Limit (dB)	Limit (dBuV/m)	Factor (dB)	Type
1		*	2463.136	83.226	52.088	N/A	N/A	31.137	AV
2			2483.500	45.988	14.795	-8.012	54.000	31.194	AV

Note: Measure Level (dBuV/m) = Reading Level (dBuV) + Factor (dB)

Factor (dB) = Cable Loss (dB) + Antenna Factor (dB/m).

Site: AC1	Time: 2015/04/08 - 18:02
Limit: FCC_Part15.209_RE(3m)	Engineer: Milo Li
Probe: BBHA9120D_1-18GHz	Polarity: Vertical
EUT: BHS VDSL VoIP	Power: AC 120V/60Hz
Test Mode: Transmit by 802.11n-HT20 at Channel 2462MHz Ant 1+2	

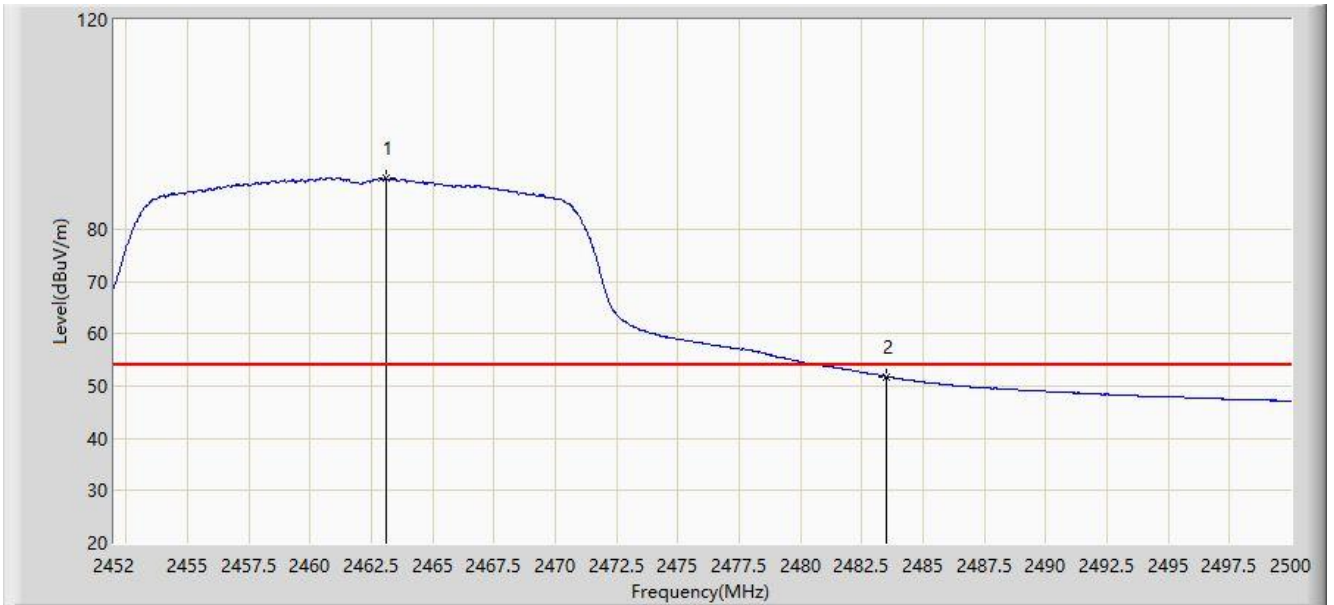


No	Flag	Mark	Frequency (MHz)	Measure Level (dBuV/m)	Reading Level (dBuV)	Over Limit (dB)	Limit (dBuV/m)	Factor (dB)	Type
1		*	2460.760	111.258	80.125	N/A	N/A	31.133	PK
2			2483.500	69.972	38.779	-4.028	74.000	31.194	PK
3			2484.088	71.519	40.324	-2.481	74.000	31.195	PK

Note: Measure Level (dB $\mu$ V/m) = Reading Level (dB $\mu$ V) + Factor (dB)

Factor (dB) = Cable Loss (dB) + Antenna Factor (dB/m).

Site: AC1	Time: 2015/04/08 - 18:04
Limit: FCC_Part15.209_RE(3m)	Engineer: Milo Li
Probe: BBHA9120D_1-18GHz	Polarity: Vertical
EUT: BHS VDSL VoIP	Power: AC 120V/60Hz
Test Mode: Transmit by 802.11n-HT20 at Channel 2462MHz Ant 1+2	

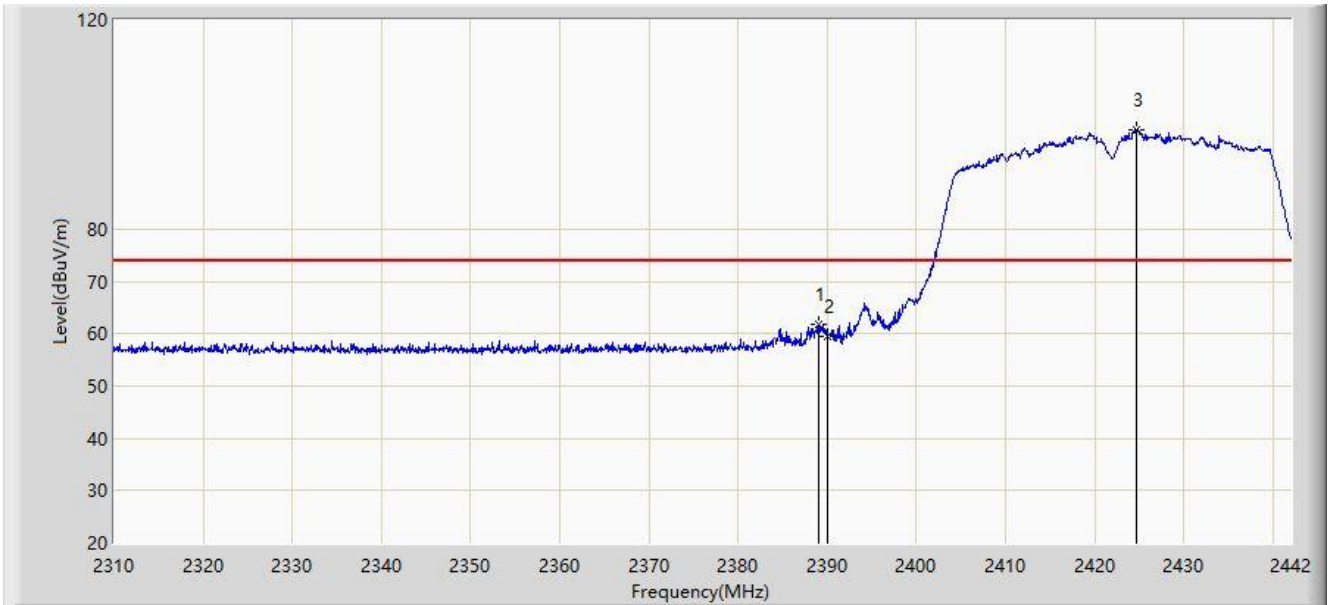


No	Flag	Mark	Frequency (MHz)	Measure Level (dBuV/m)	Reading Level (dBuV)	Over Limit (dB)	Limit (dBuV/m)	Factor (dB)	Type
1		*	2463.088	89.699	58.562	N/A	N/A	31.137	AV
2			2483.500	51.823	20.630	-2.177	54.000	31.194	AV

Note: Measure Level (dBuV/m) = Reading Level (dBuV) + Factor (dB)

Factor (dB) = Cable Loss (dB) + Antenna Factor (dB/m).

Site: AC1	Time: 2015/04/08 - 18:06
Limit: FCC_Part15.209_RE(3m)	Engineer: Milo Li
Probe: BBHA9120D_1-18GHz	Polarity: Horizontal
EUT: BHS VDSL VoIP	Power: AC 120V/60Hz
Test Mode: Transmit by 802.11n-HT40 at Channel 2422MHz Ant 1+2	

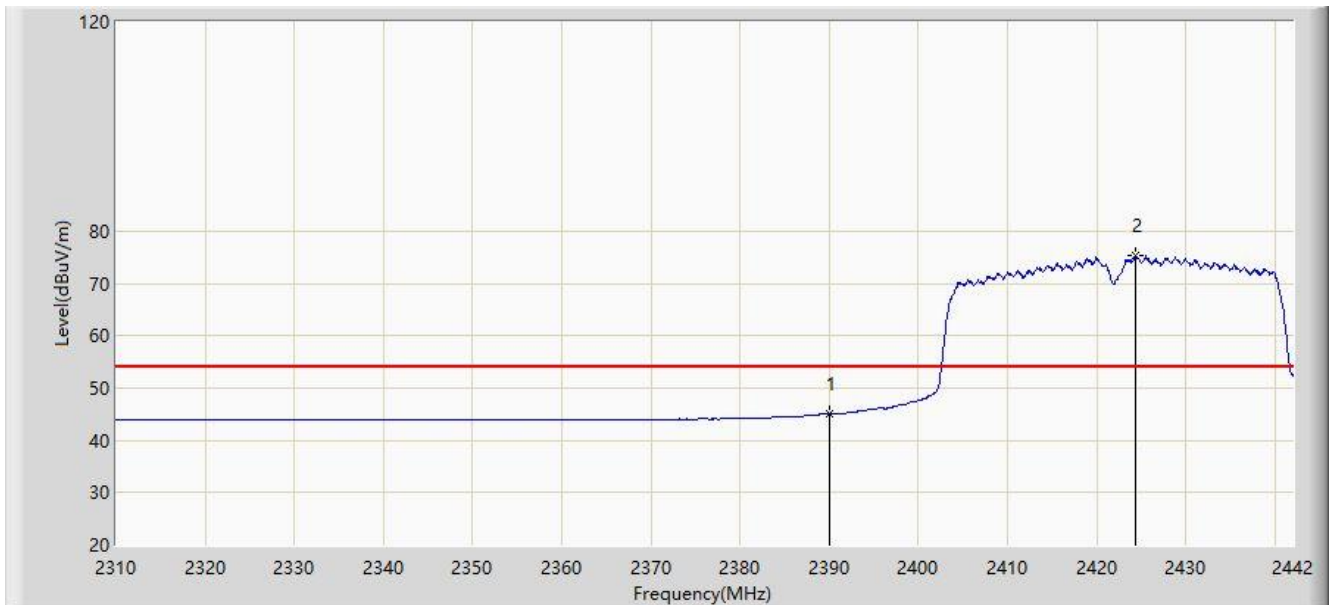


No	Flag	Mark	Frequency (MHz)	Measure Level (dBuV/m)	Reading Level (dBuV)	Over Limit (dB)	Limit (dBuV/m)	Factor (dB)	Type
1			2389.068	61.698	30.494	-12.302	74.000	31.204	PK
2			2390.000	59.552	28.349	-14.448	74.000	31.203	PK
3		*	2424.708	99.038	67.890	N/A	N/A	31.148	PK

Note: Measure Level (dB $\mu$ V/m) = Reading Level (dB $\mu$ V) + Factor (dB)

Factor (dB) = Cable Loss (dB) + Antenna Factor (dB/m).

Site: AC1	Time: 2015/04/08 - 18:10
Limit: FCC_Part15.209_RE(3m)	Engineer: Milo Li
Probe: BBHA9120D_1-18GHz	Polarity: Horizontal
EUT: BHS VDSL VoIP	Power: AC 120V/60Hz
Test Mode: Transmit by 802.11n-HT40 at Channel 2422MHz Ant 1+2	

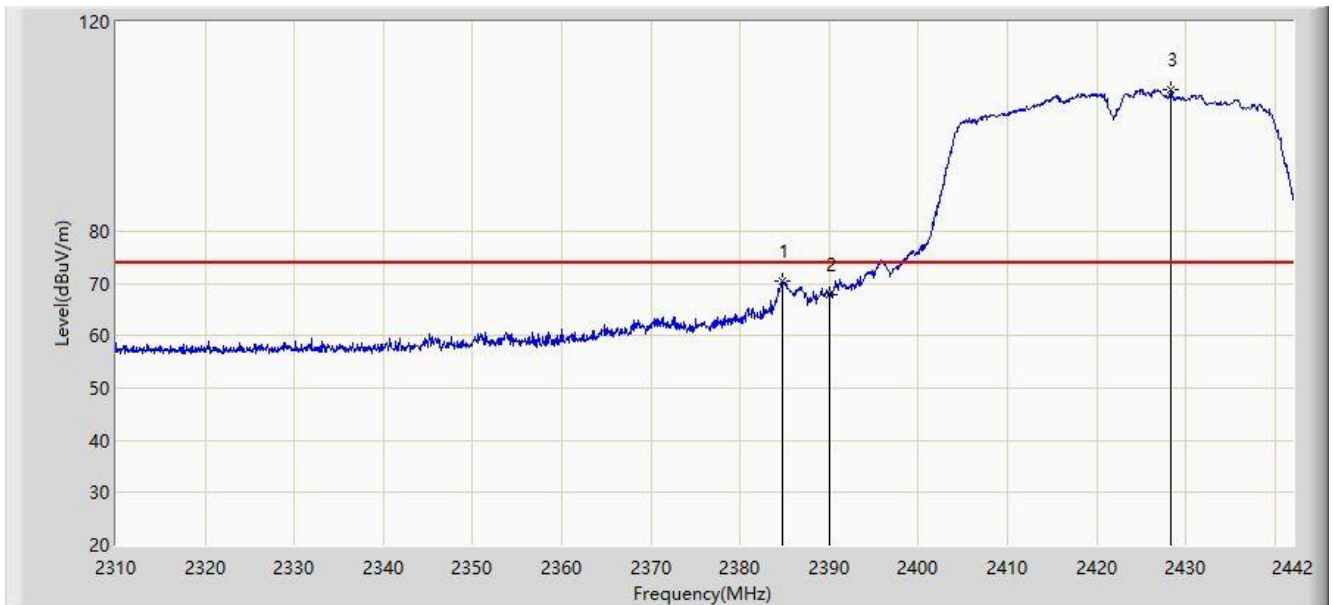


No	Flag	Mark	Frequency (MHz)	Measure Level (dBuV/m)	Reading Level (dBuV)	Over Limit (dB)	Limit (dBuV/m)	Factor (dB)	Type
1			2390.000	45.110	13.907	-8.890	54.000	31.203	AV
2		*	2424.378	75.216	44.068	N/A	N/A	31.149	AV

Note: Measure Level (dBuV/m) = Reading Level (dBuV) + Factor (dB)

Factor (dB) = Cable Loss (dB) + Antenna Factor (dB/m).

Site: AC1	Time: 2015/04/08 - 18:10
Limit: FCC_Part15.209_RE(3m)	Engineer: Milo Li
Probe: BBHA9120D_1-18GHz	Polarity: Vertical
EUT: BHS VDSL VoIP	Power: AC 120V/60Hz
Test Mode: Transmit by 802.11n-HT40 at Channel 2422MHz Ant 1+2	



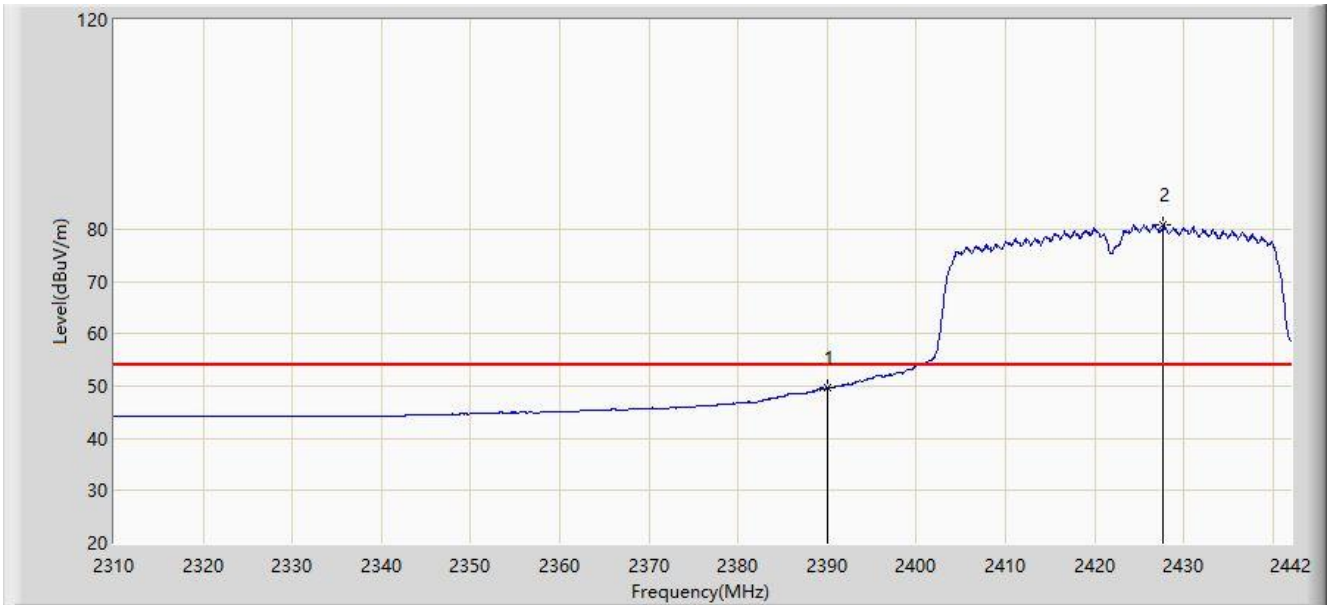
No	Flag	Mark	Frequency (MHz)	Measure Level (dBuV/m)	Reading Level (dBuV)	Over Limit (dB)	Limit (dBuV/m)	Factor (dB)	Type
1			2384.778	70.444	39.232	-3.556	74.000	31.212	PK
2			2390.000	67.774	36.571	-6.226	74.000	31.203	PK
3		*	2428.338	106.909	75.768	N/A	N/A	31.141	PK

Note: Measure Level (dB $\mu$ V/m) = Reading Level (dB $\mu$ V) + Factor (dB)

Factor (dB) = Cable Loss (dB) + Antenna Factor (dB/m).



Site: AC1	Time: 2015/04/08 - 18:12
Limit: FCC_Part15.209_RE(3m)	Engineer: Milo Li
Probe: BBHA9120D_1-18GHz	Polarity: Vertical
EUT: BHS VDSL VoIP	Power: AC 120V/60Hz
Test Mode: Transmit by 802.11n-HT40 at Channel 2422MHz Ant 1+2	

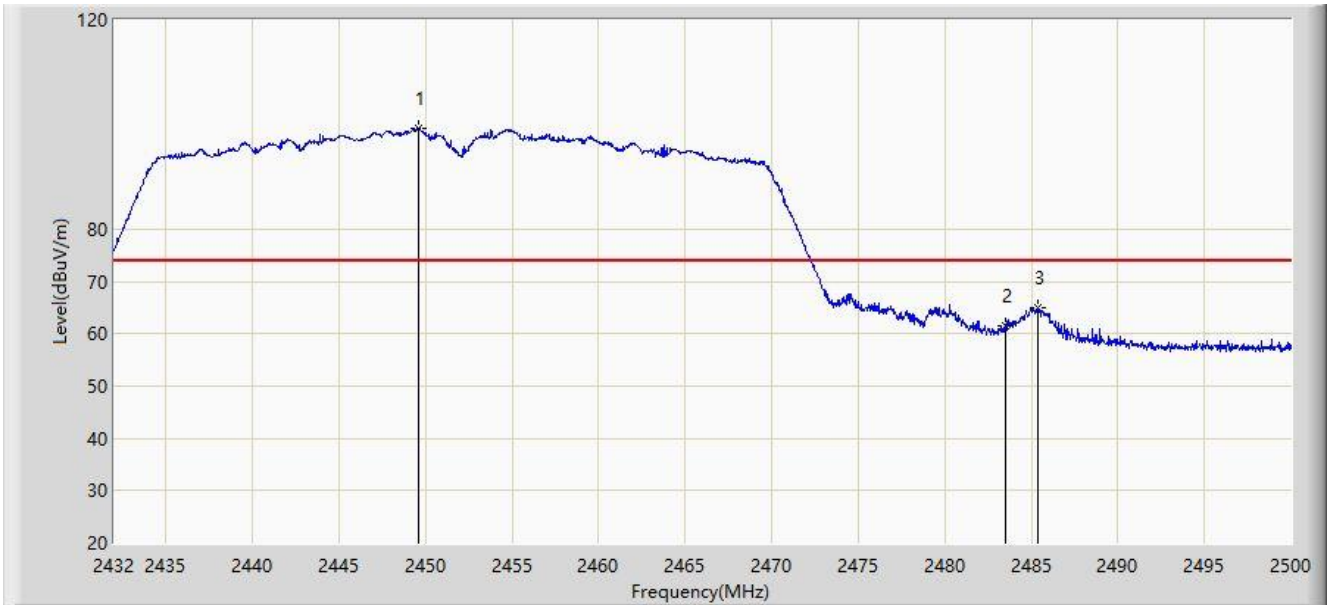


No	Flag	Mark	Frequency (MHz)	Measure Level (dBuV/m)	Reading Level (dBuV)	Over Limit (dB)	Limit (dBuV/m)	Factor (dB)	Type
1			2390.000	49.610	18.407	-4.390	54.000	31.203	AV
2		*	2427.678	80.723	49.580	N/A	N/A	31.143	AV

Note: Measure Level (dBuV/m) = Reading Level (dBuV) + Factor (dB)

Factor (dB) = Cable Loss (dB) + Antenna Factor (dB/m).

Site: AC1	Time: 2015/04/08 - 18:13
Limit: FCC_Part15.209_RE(3m)	Engineer: Milo Li
Probe: BBHA9120D_1-18GHz	Polarity: Horizontal
EUT: BHS VDSL VoIP	Power: AC 120V/60Hz
Test Mode: Transmit by 802.11n-HT40 at Channel 2452MHz Ant 1+2	

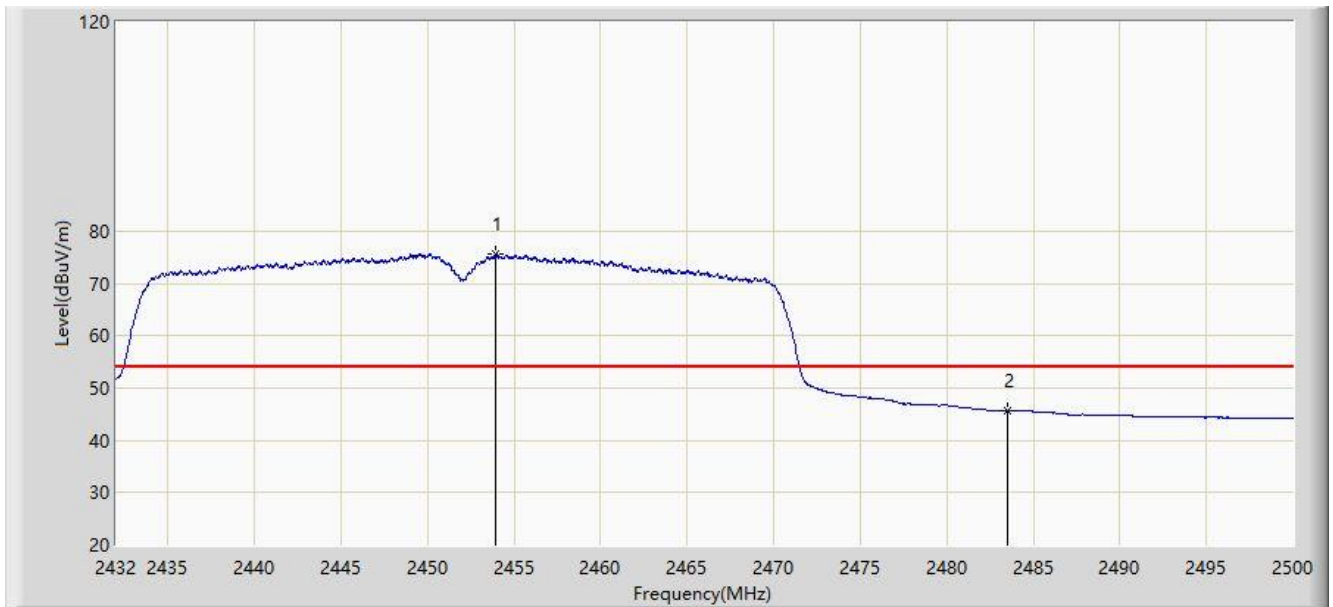


No	Flag	Mark	Frequency (MHz)	Measure Level (dBuV/m)	Reading Level (dBuV)	Over Limit (dB)	Limit (dBuV/m)	Factor (dB)	Type
1		*	2449.578	99.356	68.243	N/A	N/A	31.113	PK
2			2483.500	61.519	30.326	-12.481	74.000	31.194	PK
3			2485.346	65.097	33.899	-8.903	74.000	31.198	PK

Note: Measure Level (dB $\mu$ V/m) = Reading Level (dB $\mu$ V) + Factor (dB)

Factor (dB) = Cable Loss (dB) + Antenna Factor (dB/m).

Site: AC1	Time: 2015/04/08 - 18:16
Limit: FCC_Part15.209_RE(3m)	Engineer: Milo Li
Probe: BBHA9120D_1-18GHz	Polarity: Horizontal
EUT: BHS VDSL VoIP	Power: AC 120V/60Hz
Test Mode: Transmit by 802.11n-HT40 at Channel 2452MHz Ant 1+2	

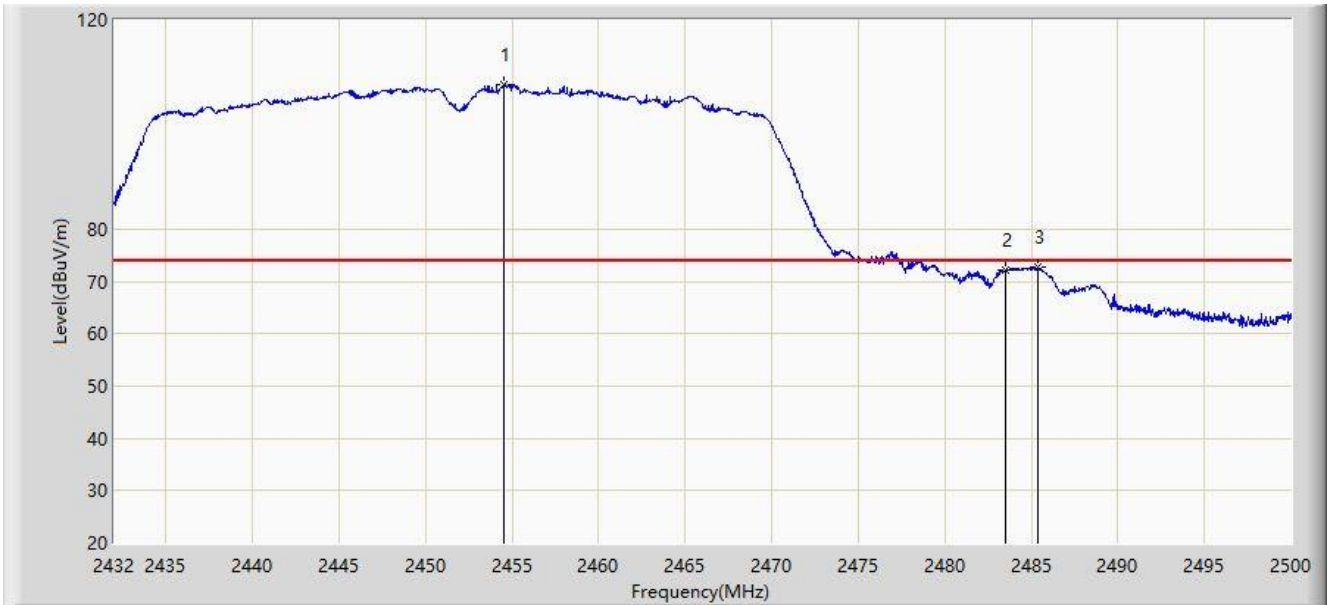


No	Flag	Mark	Frequency (MHz)	Measure Level (dBuV/m)	Reading Level (dBuV)	Over Limit (dB)	Limit (dBuV/m)	Factor (dB)	Type
1		*	2453.964	75.556	44.435	N/A	N/A	31.121	AV
2			2483.500	45.657	14.464	-8.343	54.000	31.194	AV

Note: Measure Level (dBuV/m) = Reading Level (dBuV) + Factor (dB)

Factor (dB) = Cable Loss (dB) + Antenna Factor (dB/m).

Site: AC1	Time: 2015/04/08 - 18:17
Limit: FCC_Part15.209_RE(3m)	Engineer: Milo Li
Probe: BBHA9120D_1-18GHz	Polarity: Vertical
EUT: BHS VDSL VoIP	Power: AC 120V/60Hz
Test Mode: Transmit by 802.11n-HT40 at Channel 2452MHz Ant 1+2	

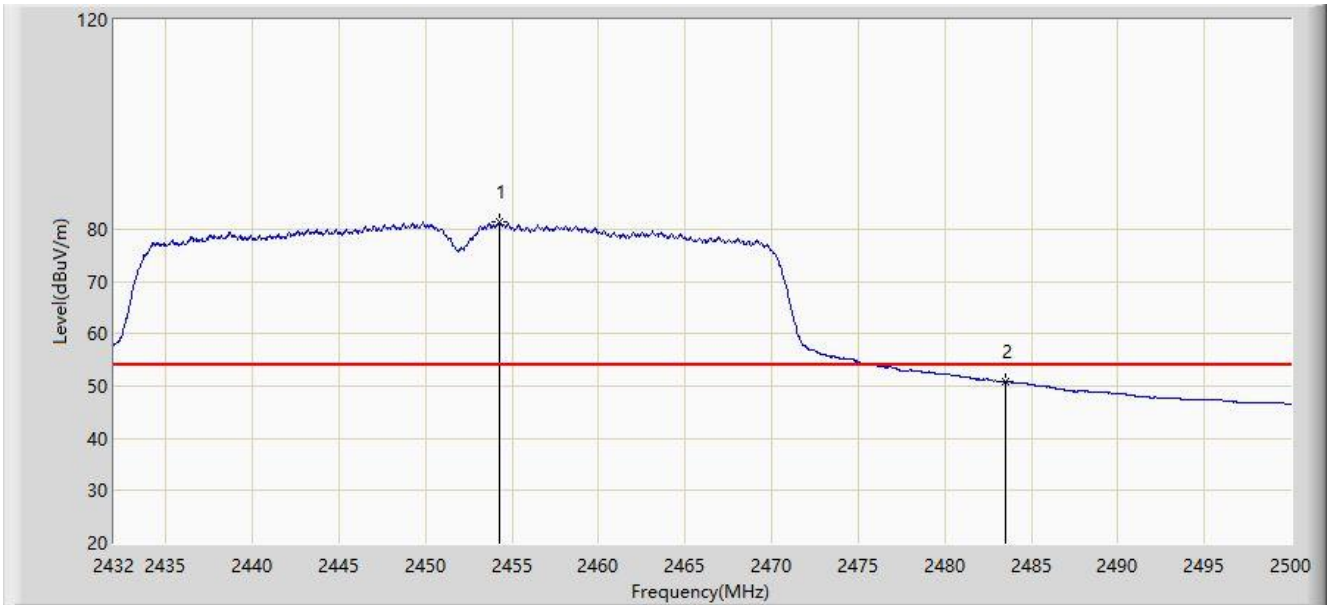


No	Flag	Mark	Frequency (MHz)	Measure Level (dBuV/m)	Reading Level (dBuV)	Over Limit (dB)	Limit (dBuV/m)	Factor (dB)	Type
1		*	2454.508	107.490	76.368	N/A	N/A	31.122	PK
2			2483.500	72.195	41.002	-1.805	74.000	31.194	PK
3			2485.380	72.793	41.595	-1.207	74.000	31.198	PK

Note: Measure Level (dB $\mu$ V/m) = Reading Level (dB $\mu$ V) + Factor (dB)

Factor (dB) = Cable Loss (dB) + Antenna Factor (dB/m).

Site: AC1	Time: 2015/04/08 - 18:19
Limit: FCC_Part15.209_RE(3m)	Engineer: Milo Li
Probe: BBHA9120D_1-18GHz	Polarity: Vertical
EUT: BHS VDSL VoIP	Power: AC 120V/60Hz
Test Mode: Transmit by 802.11n-HT40 at Channel 2452MHz Ant 1+2	



No	Flag	Mark	Frequency (MHz)	Measure Level (dBuV/m)	Reading Level (dBuV)	Over Limit (dB)	Limit (dBuV/m)	Factor (dB)	Type
1		*	2454.270	81.386	50.264	N/A	N/A	31.121	AV
2			2483.500	50.892	19.699	-3.108	54.000	31.194	AV

Note: Measure Level (dBuV/m) = Reading Level (dBuV) + Factor (dB)

Factor (dB) = Cable Loss (dB) + Antenna Factor (dB/m).

## 7.8. AC Conducted Emissions Measurement

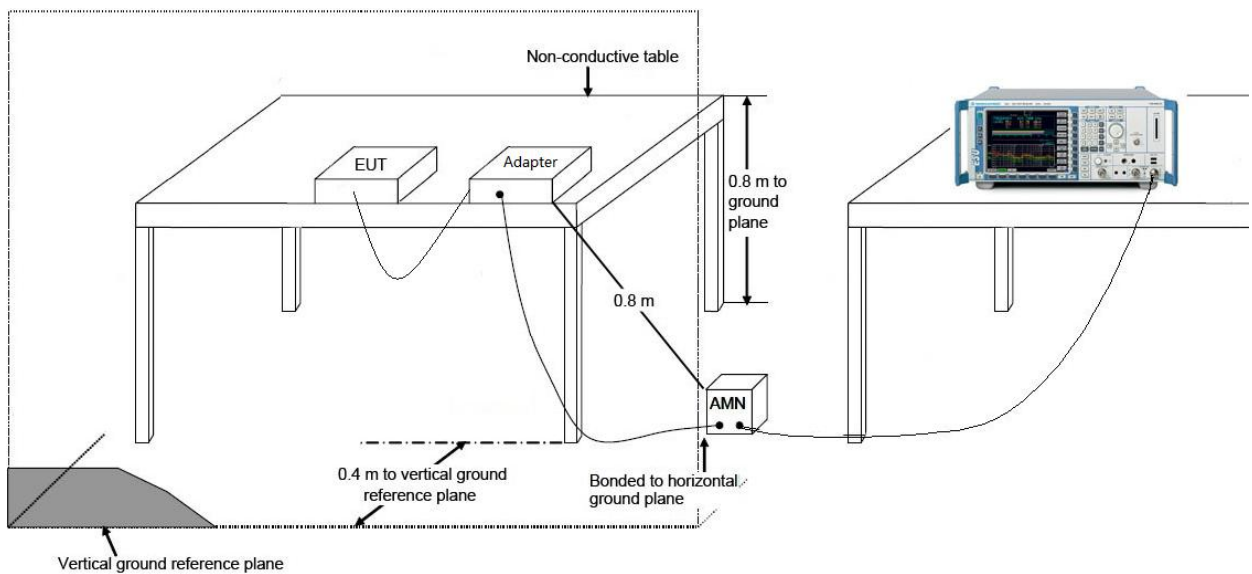
### 7.8.1. Test Limit

FCC Part 15 Subpart C Paragraph 15.207 Limits		
Frequency (MHz)	QP (dBuV)	AV (dBuV)
0.15 - 0.50	66 - 56	56 - 46
0.50 - 5.0	56	46
5.0 - 30	60	50

Note 1: The lower limit shall apply at the transition frequencies.

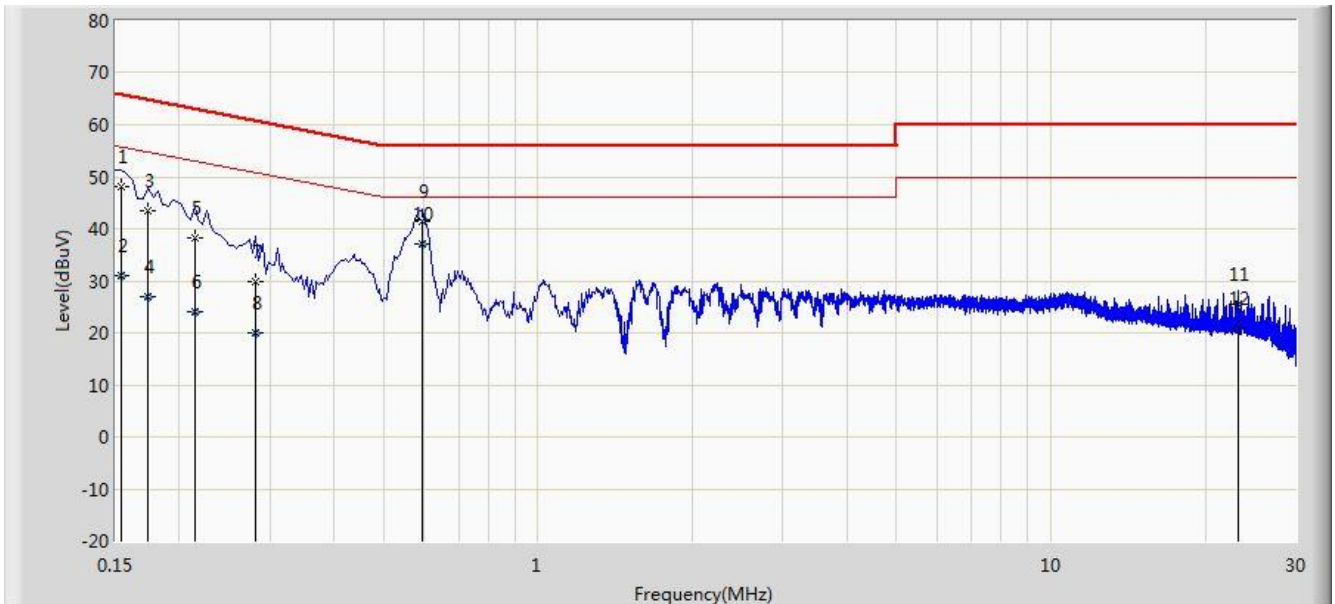
Note 2: The limit decreases linearly with the logarithm of the frequency in the range 0.15MHz to 0.5MHz.

### 7.8.2. Test Setup



### 7.8.3. Test Result

Site: SR2	Time: 2015/04/02 - 13:54
Limit: FCC_Part15.207_CE_Class B	Engineer: Roy Cheng
Probe: ENV216_101683_Filter On	Polarity: Line
EUT: BHS VDSL VoIP	Power: AC 120V/60Hz
Note: Mode 1	

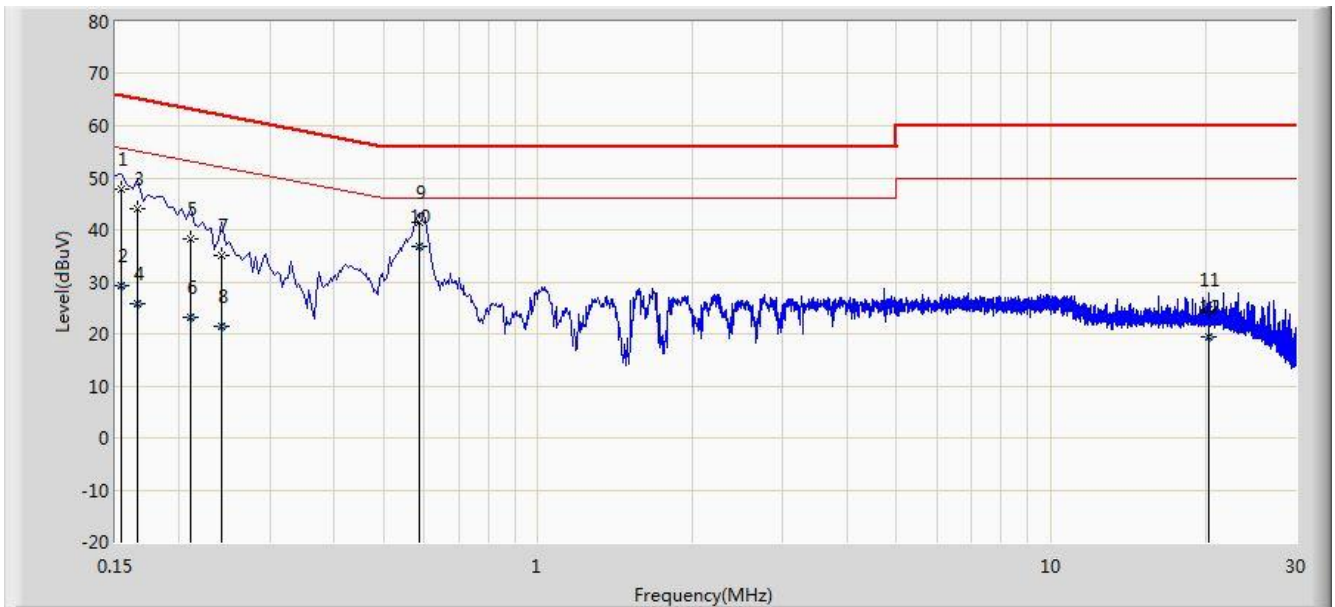


No	Flag	Mark	Frequency (MHz)	Measure Level (dBuV)	Reading Level (dBuV)	Over Limit (dB)	Limit (dBuV)	Factor (dB)	Type
1			0.154	48.201	37.462	-17.580	65.781	10.740	QP
2			0.154	30.884	20.144	-24.898	55.781	10.740	AV
3			0.174	43.360	33.292	-21.407	64.767	10.068	QP
4			0.174	26.928	16.860	-27.840	54.767	10.068	AV
5			0.214	38.179	28.222	-24.869	63.049	9.957	QP
6			0.214	24.116	14.159	-28.933	53.049	9.957	AV
7			0.282	29.728	19.738	-31.029	60.757	9.990	QP
8			0.282	19.983	9.994	-30.774	50.757	9.990	AV
9			0.594	41.390	31.272	-14.610	56.000	10.118	QP
10		*	0.594	37.029	26.911	-8.971	46.000	10.118	AV
11			23.130	25.584	15.398	-34.416	60.000	10.186	QP
12			23.130	20.819	10.633	-29.181	50.000	10.186	AV

Note: Measure Level (dBuV) = Reading Level (dBuV) + Factor (dB)

Factor (dB) = Cable Loss (dB) + LISN Factor (dB)

Site: SR2	Time: 2015/04/02 - 14:05
Limit: FCC_Part15.207_CE_Class B	Engineer: Roy Cheng
Probe: ENV216_101683_Filter On	Polarity: Neutral
EUT: BHS VDSL VoIP	Power: AC 120V/60Hz
Note: Mode 1	



No	Flag	Mark	Frequency (MHz)	Measure Level (dBuV)	Reading Level (dBuV)	Over Limit (dB)	Limit (dBuV)	Factor (dB)	Type
1			0.154	47.792	37.076	-17.989	65.781	10.716	QP
2			0.154	29.248	18.532	-26.533	55.781	10.716	AV
3			0.166	44.196	34.125	-20.962	65.158	10.071	QP
4			0.166	25.733	15.662	-29.425	55.158	10.071	AV
5			0.210	38.156	28.161	-25.049	63.205	9.995	QP
6			0.210	23.093	13.098	-30.113	53.205	9.995	AV
7			0.242	34.992	24.997	-27.035	62.027	9.995	QP
8			0.242	21.351	11.356	-30.676	52.027	9.995	AV
9			0.586	41.427	31.288	-14.573	56.000	10.139	QP
10		*	0.586	36.877	26.738	-9.123	46.000	10.139	AV
11			20.258	24.626	14.453	-35.374	60.000	10.173	QP
12			20.258	19.527	9.353	-30.473	50.000	10.173	AV

Note: Measure Level (dBuV) = Reading Level (dBuV) + Factor (dB)

Factor (dB) = Cable Loss (dB) + LISN Factor (dB)



## 8. CONCLUSION

The data collected relate only the item(s) tested and show that the **BHS VDSL VoIP FCC ID: 2AC9MDSL2401HNT1C** is in compliance with Part 15C of the FCC Rules.

\_\_\_\_\_ The End \_\_\_\_\_