

Prüfbericht-Nr.: <i>Test report no.:</i>	CN23IBX3 001	Auftrags-Nr.: <i>Order no.:</i>	168427501	Seite 1 von 22 Page 1 of 22
Kunden-Referenz-Nr.: <i>Client reference no.:</i>	N/A	Auftragsdatum: <i>Order date:</i>	2023-05-19	
Auftraggeber: <i>Client:</i>	Anhui Huami Information Technology Co., Ltd. 7/F, Building B2, Huami Global Innovation Center, No. 900, Wangjiang West Road, High-tech Zone, Hefei City, China (Anhui) Pilot Free Trade Zone			
Prüfgegenstand: <i>Test item:</i>	Smart Watch			
Bezeichnung / Typ-Nr.: <i>Identification / Type no.:</i>	A2212			
Auftrags-Inhalt: <i>Order content:</i>	Test Report			
Prüfgrundlage: <i>Test specification:</i>	CFR47 FCC Part 15: Subpart C Section 15.247 RSS-247 Issue 2 February 2017 RSS-Gen Issue 5 March 2019			
Wareneingangsdatum: <i>Date of sample receipt:</i>	2023-06-12	Please refer to Photo Document		
Prüfmuster-Nr.: <i>Test sample no.:</i>	A003489058-004~005 A003489058-017~019			
Prüfzeitraum: <i>Testing period:</i>	2023-06-14 - 2023-06-28			
Ort der Prüfung: <i>Place of testing:</i>	TÜV Rheinland (Shenzhen) Co., Ltd.			
Prüflaboratorium: <i>Testing laboratory:</i>	TÜV Rheinland (Shenzhen) Co., Ltd.			
Prüfergebnis*: <i>Test result*:</i>	Pass			
geprüft von: <i>tested by:</i>	<u>x Bell Hu</u>	genehmigt von: <i>authorized by:</i>	<u>X Hardy S</u>	
Datum: <i>Date:</i> 2023-07-24	<small>Signed by: Bell Hu</small>	Ausstellungsdatum: <i>Issue date:</i> 2023-07-24	<small>Signed by: Hardy Suo</small>	
Stellung / Position:	Sachverständige(r)/Expert	Stellung / Position:	Sachverständige(r)/Expert	
Sonstiges / <i>Other:</i>	FCC ID: 2AC8UA2212 IC: 21806-A2212, HVIN: A2212			
Zustand des Prüfgegenstandes bei Anlieferung: <i>Condition of the test item at delivery:</i>	Prüfmuster vollständig und unbeschädigt <i>Test item complete and undamaged</i>			
<small>* Legende:</small>	<small>P(ass) = entspricht o.g. Prüfgrundlage(n)</small>	<small>F(ail) = entspricht nicht o.g. Prüfgrundlage(n)</small>	<small>N/A = nicht anwendbar</small>	<small>N/T = nicht getestet</small>
<small>* Legend:</small>	<small>P(ass) = passed a.m. test specification(s)</small>	<small>F(ail) = failed a.m. test specification(s)</small>	<small>N/A = not applicable</small>	<small>N/T = not tested</small>
Dieser Prüfbericht bezieht sich nur auf das o.g. Prüfmuster und darf ohne Genehmigung der Prüfstelle nicht auszugsweise vervielfältigt werden. Dieser Bericht berechtigt nicht zur Verwendung eines Prüfzeichens. <i>This test report only relates to the above mentioned test sample. Without permission of the test center this test report is not permitted to be duplicated in extracts. This test report does not entitle to carry any test mark.</i>				

v05

Prüfbericht-Nr.: CN23IBX3 001
Test report no.:

Seite 2 von 22
Page 2 of 22

Anmerkungen
Remarks

1	<p>Alle eingesetzten Prüfmittel waren zum angegebenen Prüfzeitraum gemäß eines festgelegten Kalibrierungsprogramms unseres Prüfhauses kalibriert. Sie entsprechen den in den Prüfprogrammen hinterlegten Anforderungen. Die Rückverfolgbarkeit der eingesetzten Prüfmittel ist durch die Einhaltung der Regelungen unseres Managementsystems gegeben. Detaillierte Informationen bezüglich Prüfkonditionen, Prüfequipment und Messunsicherheiten sind im Prüflabor vorhanden und können auf Wunsch bereitgestellt werden.</p> <p><i>The equipment used during the specified testing period was calibrated according to our test laboratory calibration program. The equipment fulfils the requirements included in the relevant standards. The traceability of the test equipment used is ensured by compliance with the regulations of our management system. Detailed information regarding test conditions, equipment and measurement uncertainty is available in the test laboratory and could be provided on request.</i></p>
2	<p>Wie vertraglich vereinbart, wurde dieses Dokument nur digital unterzeichnet. Der TÜV Rheinland hat nicht überprüft, welche rechtlichen oder sonstigen diesbezüglichen Anforderungen für dieses Dokument gelten. Diese Überprüfung liegt in der Verantwortung des Benutzers dieses Dokuments. Auf Verlangen des Kunden kann der TÜV Rheinland die Gültigkeit der digitalen Signatur durch ein gesondertes Dokument bestätigen. Diese Anfrage ist an unseren Vertrieb zu richten. Eine Umweltgebühr für einen solchen zusätzlichen Service wird erhoben.</p> <p><i>As contractually agreed, this document has been signed digitally only. TUV Rheinland has not verified and unable to verify which legal or other pertaining requirements are applicable for this document. Such verification is within the responsibility of the user of this document. Upon request by its client, TUV Rheinland can confirm the validity of the digital signature by a separate document. Such request shall be addressed to our Sales department. An environmental fee for such additional service will be charged.</i></p>
3	<p>Prüfklausel mit der Note * wurden an qualifizierte Unterauftragnehmer vergeben und sind unter der jeweiligen Prüfklausel des Berichts beschrieben. Abweichungen von Prüfspezifikation(en) oder Kundenanforderungen sind in der jeweiligen Prüfklausel im Bericht aufgeführt.</p> <p><i>Test clauses with remark of * are subcontracted to qualified subcontractors and described under the respective test clause in the report.</i> <i>Deviations of testing specification(s) or customer requirements are listed in specific test clause in the report.</i></p>
4	<p>Die Entscheidungsregel für Konformitätserklärungen basierend auf numerischen Messergebnissen in diesem Prüfbericht basiert auf der "Null-Grenzwert-Regel" und der "Einfachen Akzeptanz" gemäß ILAC G8:2019 und IEC Guide 115:2021, es sei denn, in der auf Seite 1 dieses Berichts genannten angewandten Norm ist etwas anderes festgelegt oder vom Kunden gewünscht. Dies bedeutet, dass die Messunsicherheit nicht berücksichtigt wird und daher auch nicht im Prüfbericht angegeben wird. Zu weiteren Informationen bezüglich des Risikos durch diese Entscheidungsregel siehe ILAC G8:2019.</p> <p><i>The decision rule for statements of conformity, based on numerical measurement results, in this test report is based on the "Zero Guard Band Rule" and "Simple Acceptance" in accordance with ILAC G8:2019 and IEC Guide 115:2021, unless otherwise specified in the applied standard mentioned on Page 1 of this report or requested by the customer. This means that measurement uncertainty is not taken in account and hence also not declared in the test report. For additional information on the resulting risk based of this decision rule please refer to ILAC G8:2019.</i></p>

Test Summary

5.1.1 ANTENNA REQUIREMENT

RESULT: Pass

5.1.2 MAXIMUM PEAK CONDUCTED OUTPUT POWER

RESULT: Pass

5.1.3 CONDUCTED POWER SPECTRAL DENSITY

RESULT: Pass

5.1.4 6DB BANDWIDTH

RESULT: Pass

5.1.5 99% BANDWIDTH

RESULT: Pass

5.1.6 CONDUCTED SPURIOUS EMISSIONS MEASURED IN 100 KHZ BANDWIDTH

RESULT: Pass

5.1.7 RADIATED SPURIOUS EMISSION

RESULT: Pass

5.1.8 CONDUCTED EMISSION ON AC MAINS

RESULT: Pass

Contents

1	GENERAL REMARKS	5
1.1	COMPLEMENTARY MATERIALS	5
2	TEST SITES	6
2.1	TEST FACILITIES	6
2.2	LIST OF TEST AND MEASUREMENT INSTRUMENTS.....	6
2.3	TRACEABILITY	7
2.4	CALIBRATION	7
2.5	MEASUREMENT UNCERTAINTY.....	7
2.6	LOCATION OF ORIGINAL DATA.....	7
2.7	STATUS OF FACILITY USED FOR TESTING.....	8
3	GENERAL PRODUCT INFORMATION	9
3.1	PRODUCT FUNCTION AND INTENDED USE.....	9
3.2	RATINGS AND SYSTEM DETAILS	9
3.3	INDEPENDENT OPERATION MODES	10
3.4	NOISE GENERATING AND NOISE SUPPRESSING PARTS.....	10
3.5	SUBMITTED DOCUMENTS.....	10
4	TEST SET-UP AND OPERATION MODES	11
4.1	PRINCIPLE OF CONFIGURATION SELECTION	11
4.2	TEST OPERATION AND TEST SOFTWARE.....	11
4.3	SPECIAL ACCESSORIES AND AUXILIARY EQUIPMENT	11
4.4	COUNTERMEASURES TO ACHIEVE EMC COMPLIANCE.....	11
4.5	TEST SETUP DIAGRAM.....	12
5	TEST RESULTS	14
5.1	TRANSMITTER REQUIREMENT & TEST SUITES	14
5.1.1	<i>Antenna Requirement</i>	14
5.1.2	<i>Maximum Peak Conducted Output Power.....</i>	15
5.1.3	<i>Conducted Power Spectral Density</i>	16
5.1.4	<i>6dB Bandwidth</i>	17
5.1.5	<i>99% Bandwidth</i>	18
5.1.6	<i>Conducted Spurious Emissions Measured in 100 kHz Bandwidth</i>	19
5.1.7	<i>Radiated Spurious Emission</i>	20
5.1.8	<i>Conducted Emission on AC Mains.....</i>	21
6	PHOTOGRAPHS OF THE TEST SET-UP.....	22
7	LIST OF TABLES.....	22

1 General Remarks

1.1 Complementary Materials

All attachments are integral parts of this test report. This applies especially to the following appendix:

Appendix A: Test Results of Bluetooth LE & Conducted Emission

Appendix B: Photographs of the Test Set-up

2 Test Sites

2.1 Test Facilities

TÜV Rheinland (Shenzhen) Co., Ltd.

No.362, Huanguan Middle Road, Songyuansha Community, Guanhu Subdistrict, Longhua District, Shenzhen 518110, Guangdong, China

FCC Accreditation Designation No.: CN1260

ISED wireless device testing laboratory: 25069

2.2 List of Test and Measurement Instruments

Table 1: List of Test and Measurement Equipment

Radio Spectrum Testing (TS8997)				
Equipment	Manufacturer	Model	Serial No.	Cal. until
Signal Analyzer	R&S	FSV 40	101441	2023-08-01
OSP	R&S	OSP 150	101017	2023-11-21
Control PC	DELL	OptiPlex 7050	FTJZ9P2	N/A
Test Software	R&S	WMS32 (V11.00.00)	N/A	N/A
Power Meter	R&S	NRP2	107105	2023-11-21
Wideband Power Sensor	R&S	NRP-Z81	105677	2023-08-01
Shielding Room 8#	Albatross	SR8	APC17151-SR8	2024-06-22
Unwanted Emission Testing (TS9975)				
Equipment	Manufacturer	Model	Serial No.	Cal. until
EMI Test Receiver	R&S	ESR 7	102021	2023-08-02
Signal Analyzer	R&S	FSV 40	101439	2023-08-01
System Controller Interface	R&S	SCI-100	S10010038	N/A
Filterbank	R&S	Wlan	100759	2023-08-01
OSP	R&S	OSP 120	102040	N/A
Pre-amplifier	R&S	SCU08F1	08320031	2023-08-02
Amplifier	R&S	SCU-18F	180070	2023-08-02
Amplifier	R&S	SCU40A	100475	2023-08-02
Trilog Broadband Antenna (30 MHz - 7 GHz)	Schwarzbeck	VULB 9162	193	2024-08-06
Double-Ridged Antenna (1 -18 GHz)	ETS-LINDGREN	3117	00218717	2024-08-06
Wideband Ridged Horn Antenna (18-40 GHz)	Steatite	QMS-00880	19067	2024-08-27
Active Loop Antenna	Schwarzbeck	FMZB 1513	302	2023-08-06
Test software	R&S	EMC32 (V10.60.10)	N/A	N/A
Control PC	Dell	OptiPlex 7050	36NV9P2	N/A
3m Semi-Anechoic Chamber	Albatross	SAC-3m	APC17151-SAC	2024-06-22

Conducted Emission				
Equipment	Manufacturer	Model No.	Serial No.	Cal. Until
EMI Test Receiver	R&S	ESR3	102680	2024-02-23
Artificial Mains Network	R&S	ENV216	101445	2024-02-23
Artificial Mains Network	R&S	ENV432	101546	2024-02-23
EMC32 test software	R&S	EMC32(Ver.10.50.00)	N/A	N/A

2.3 Traceability

All measurement equipment calibrations are traceable to NIM (National Institute of Metrology) or where calibration is performed in other countries, to equivalent nationally recognized standards organizations.

2.4 Calibration

Equipment requiring calibration is calibrated periodically by the manufacturer or according to manufacturer's specifications. Additionally all equipment is verified for proper performance on a regular basis using in house standards or comparisons.

2.5 Measurement Uncertainty

The estimated combined standard uncertainty for radiated emissions and conducted emissions measurements as below table.

Table 2: Measurement Uncertainty

Parameter	Uncertainty (k=2)
RF output power, conducted	± 0.99 dB
Occupied Channel Bandwidth	± 2.08 %
RF power density, conducted	± 0.99 dB
Unwanted Emissions, conducted	± 0.89 dB
All emissions, radiated	±4.17 dB
Conducted Emission, (9kHz to 150kHz)/(150kHz to 30MHz)	± 3.70 dB / ± 3.30 dB

2.6 Location of Original Data

The original copies of all test data taken during actual testing were attached at Appendix A & B of this report and delivered to the applicant. A copy has been retained in the TÜV Rheinland (Shenzhen) Co., Ltd. file for certification follow-up purposes.

2.7 Status of Facility Used for Testing

The TÜV Rheinland (Shenzhen) Co., Ltd. Test facility located at No.362, Huanguan Middle Road, Songyuansha Community, Guanhu Subdistrict, Longhua District, Shenzhen 518110, Guangdong, China is listed on the US Federal Communications Commission list of facilities approved to perform measurements.

3 General Product Information

3.1 Product Function and Intended Use

The EUT is a Smart Watch, which supports Bluetooth low energy and GNSS functions.

For details refer to the User Manual, Technical Description and Circuit Diagram.

3.2 Ratings and System Details

Table 3: Technical Specification of EUT

General Information of EUT	Value
Kind of Equipment:	Smart Watch
Type Designation:	A2212
FCC ID:	2AC8UA2212
IC:	21806-A2212
PMN:	Smart Watch
HVIN:	A2212
Operating Voltage:	Internal battery operated (3.87Vdc) or USB port operated (Adapter input voltage 120Vac, 60Hz)
Technical Specification of Bluetooth LE	
Frequency Range:	2402 MHz to 2480 MHz
Type of Modulation:	GFSK
Channel Number:	40 channels
Channel Separation:	2 MHz
Data rate:	1Mbps, 2Mbps
Antenna Type:	Integral Antenna
Antenna Gain:	-1.22 dBi Max(As detailed in Antenna spec)
Technical Specification of GNSS	
GNSS Receiver:	1559-1610MHz

Table 4: RF Channel and Frequency of Bluetooth Low Energy

RF Channel	Frequency (MHz)	RF Channel	Frequency (MHz)	RF Channel	Frequency (MHz)	RF Channel	Frequency (MHz)
00	2402.00	10	2422.00	20	2442.00	30	2462.00
01	2404.00	11	2424.00	21	2444.00	31	2464.00
02	2406.00	12	2426.00	22	2446.00	32	2466.00
03	2408.00	13	2428.00	23	2448.00	33	2468.00
04	2410.00	14	2430.00	24	2450.00	34	2470.00
05	2412.00	15	2432.00	25	2452.00	35	2472.00
06	2414.00	16	2434.00	26	2454.00	36	2474.00
07	2416.00	17	2436.00	27	2456.00	37	2476.00
08	2418.00	18	2438.00	28	2458.00	38	2478.00
09	2420.00	19	2440.00	29	2460.00	39	2480.00

3.3 Independent Operation Modes

The basic operation modes are:

- A. On, Bluetooth transmitting mode
 - 1) Low Channel
 - 2) Middle Channel
 - 3) High Channel
- B. On, Bluetooth connecting
- C. Off

3.4 Noise Generating and Noise Suppressing Parts

Refer to Circuit Diagram for further details.

3.5 Submitted Documents

- Application Form
- User Manual
- FCC/IC Label and Location Info

4 Test Set-up and Operation Modes

4.1 Principle of Configuration Selection

Radio Spectrum: The equipment under test (EUT) was configured at its highest power output in order to measure its highest possible radiation and conducted level. The test modes were adapted accordingly in reference to the instructions for use.

Emission: The equipment under test (EUT) was configured to measure its highest possible radiation level. The test modes were adapted accordingly in reference to the instructions for use.

4.2 Test Operation and Test Software

Test operation refers to test setup in chapter 5. All tests were performed according to the procedures in ANSI C63.10: 2013.

Table 5: Test environments

Environment Parameter	Values During Tests		
	Temperature	Voltage (Battery operated)	Relative Humidity
NTNV	25°C±2°C	3.87Vdc	Ambient

Table 6: Test channel and frequency of Bluetooth LE

Mode	Test Channels (MHz)	Remark
Transmitting	L/M/H: 2402MHz, 2440MHz, 2480MHz	--

4.3 Special Accessories and Auxiliary Equipment

Table 7: Auxiliary Equipment Used during Test

Description	Manufacturer	Model	S/N	Rating
Laptop	Lenovo	T480	PF-16A6N8	N/A
Adapter	MI	MDY-12-EF	N/A	Output: DC 5V, 3A

4.4 Countermeasures to Achieve EMC Compliance

The test sample which has been tested contained the noise suppression parts as described in the Technical Construction File (TCF).

No additional measures were employed to achieve compliance.

4.5 Test Setup Diagram

Diagram of Measurement Configuration for Radiation Test (Below 1GHz)

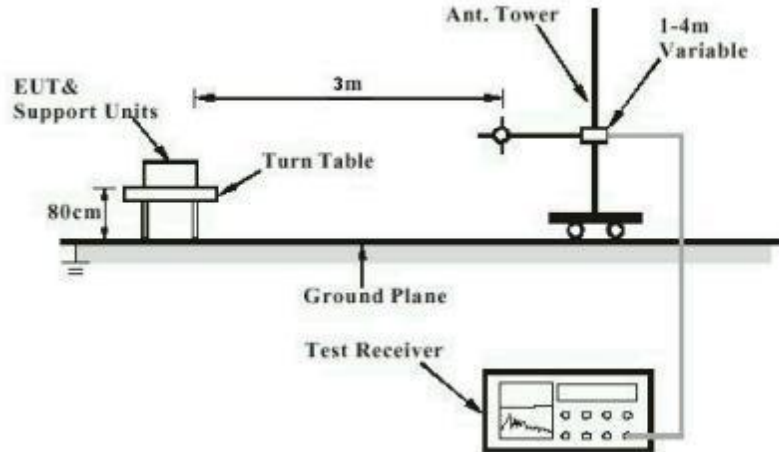


Diagram of Measurement Configuration for Radiation Test (Above 1GHz)

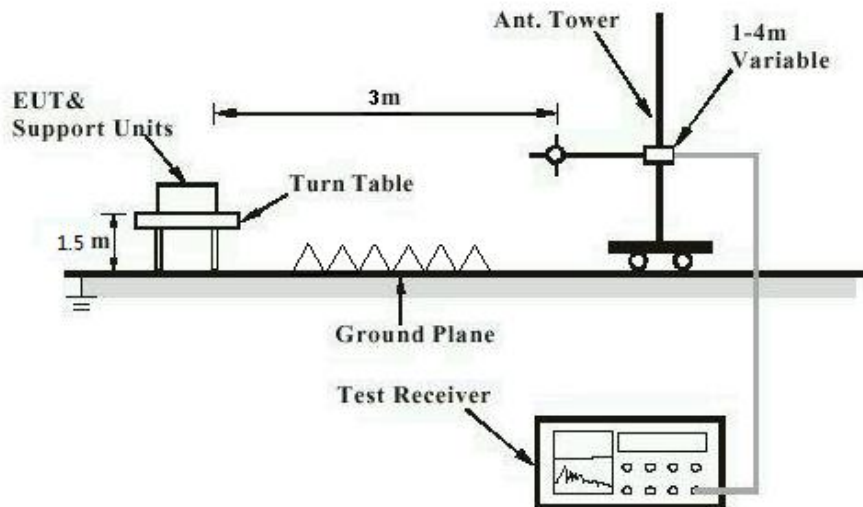


Diagram of Measurement Configuration for Mains Conduction Measurement

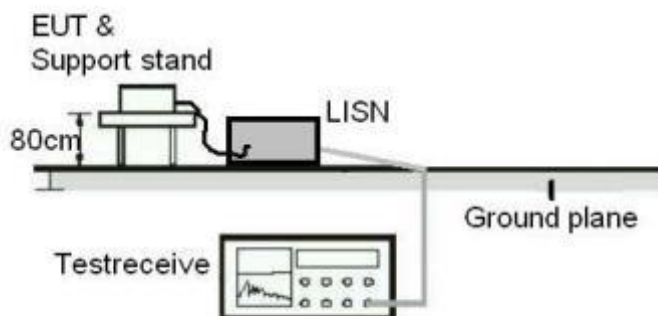
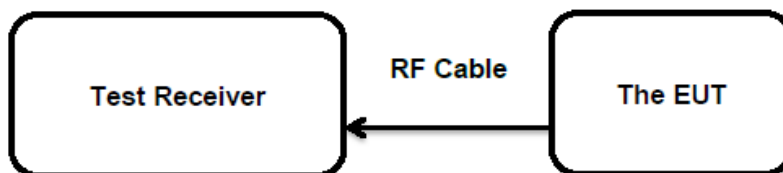


Diagram of Measurement Configuration for Conducted Transmitter Measurement



5 Test Results

5.1 Transmitter Requirement & Test Suites

5.1.1 Antenna Requirement

RESULT:

Pass

Test Specification

Test standard : FCC Part 15.247(b)(4) and Part 15.203
RSS-Gen Section 6.8

The EUT has an Integral Antenna, the gain of antenna is -1.22 dBi, which that permanent attachment and no consideration of replacement.

Therefore the EUT is considered sufficient to comply with the provision.

Refer to EUT Photo for further details.

Prüfbericht - Nr.: CN23IBX3 001
Test Report No.:Seite 16 von 22
Page 16 of 22

5.1.3 Conducted Power Spectral Density

RESULT:

Pass

Test Specification

Test standard : FCC Part 15.247(e)
RSS-247 Section 5.2(b)

Basic standard : ANSI C63.10: 2013

Limits : < 8 dBm / 3kHz

Kind of test site : Shielded Room

Test Setup

Date of testing : 2023-06-28

Input voltage : Internal battery operated

Operation mode : A

Test channel : Low / Middle / High

Ambient temperature : 24.1 °C

Relative humidity : 50 %

Atmospheric pressure : 101 kPa

For the measurement records, refer to the appendix A.

Prüfbericht - Nr.: CN23IBX3 001
Test Report No.:Seite 17 von 22
Page 17 of 22

5.1.4 6dB Bandwidth

RESULT:

Pass

Test Specification

Test standard : FCC Part 15.247(a)(2)
RSS-247 Section 5.2(a)

Basic standard : ANSI C63.10: 2013

Limits : > 500 KHz

Kind of test site : Shielded Room

Test Setup

Date of testing : 2023-06-28

Input voltage : Internal battery operated

Operation mode : A

Test channel : Low / Middle / High

Ambient temperature : 24.1 °C

Relative humidity : 50 %

Atmospheric pressure : 101 kPa

For the measurement records, refer to the appendix A.

Prüfbericht - Nr.: CN23IBX3 001
Test Report No.:Seite 18 von 22
Page 18 of 22

5.1.5 99% Bandwidth

RESULT:

Pass

Test Specification

Test standard : RSS-Gen Clause 6.7
Basic standard : ANSI C63.10: 2013
Kind of test site : Shielded Room

Test Setup

Date of testing : 2023-06-28
Input voltage : Internal battery operated
Operation mode : A
Test channel : Low / Middle / High
Ambient temperature : 24.1 °C
Relative humidity : 50 %
Atmospheric pressure : 101 kPa

For the measurement records, refer to the appendix A.

Prüfbericht - Nr.: CN23IBX3 001

Test Report No.:

Seite 19 von 22

Page 19 of 22

5.1.6 Conducted Spurious Emissions Measured in 100 kHz Bandwidth

RESULT:**Pass****Test Specification**

Test standard	: FCC Part 15.247(d) RSS-247 Section 5.5
Basic standard	: ANSI C63.10: 2013
Limits	: 20dB (below that in the 100kHz bandwidth within the band that contains the highest level of the desired power); In addition, radiated emissions which fall in the restricted bands, must also comply with the radiated emission limits specified in 15.209(a)
Kind of test site	: Shielded Room

Test Setup

Date of testing	: 2023-06-28
Input voltage	: Internal battery operated
Operation mode	: A
Test channel	: Low / Middle / High
Ambient temperature	: 24.1 °C
Relative humidity	: 50 %
Atmospheric pressure	: 101 kPa

Test results of 100kHz Bandwidth of Frequency Band Edge by Conducted method refer to test plots, and compliance is achieved as well.

For the measurement records, refer to the appendix A.

5.1.7 Radiated Spurious Emission

RESULT:**Pass****Test Specification**

Test standard	: FCC Part 15.247(d) & FCC Part 15.205 RSS-247 Section 3.3
Basic standard	: ANSI C63.10: 2013
Limits	: Refer to 15.209(a) of FCC part 15.247(d) RSS-Gen Section 8.9 & 8.10
Kind of test site	: 3m Semi-anechoic Chamber

Test Setup

Date of testing	: 2023-06-17
Input voltage	: Internal battery operated
Operation mode	: A
Test channel	: Low / Middle / High
Ambient temperature	: Refer to test result
Relative humidity	: Refer to test result
Atmospheric pressure	: 101 kPa

Remark:

Testing was carried out within frequency range 9kHz to the tenth harmonics. Only the worst case spurious emissions configuration of the each mode were reported.

For the measurement records, refer to the appendix A.

5.1.8 Conducted Emission on AC Mains

RESULT:**Pass****Test Specification**

Test standard	:	FCC Part 15.207(a) RSS-Gen Section 8.8
Basic standard	:	ANSI C63.10: 2013
Frequency range	:	0.15 – 30MHz
Limits	:	FCC Part 15.207(a) RSS-Gen Table 4
Kind of test site	:	Shielded Room

Test Setup

Date of testing	:	2023-06-14
Input voltage	:	AC 120V, 60Hz
Operation mode	:	B
Earthing	:	Not connected
Ambient temperature	:	24.6 °C
Relative humidity	:	50.6 %
Atmospheric pressure	:	101 kPa

For the measurement records, refer to the appendix A.

6 Photographs of the Test Set-Up

For photographs of the test set-up, refer to the appendix B.

7 List of Tables

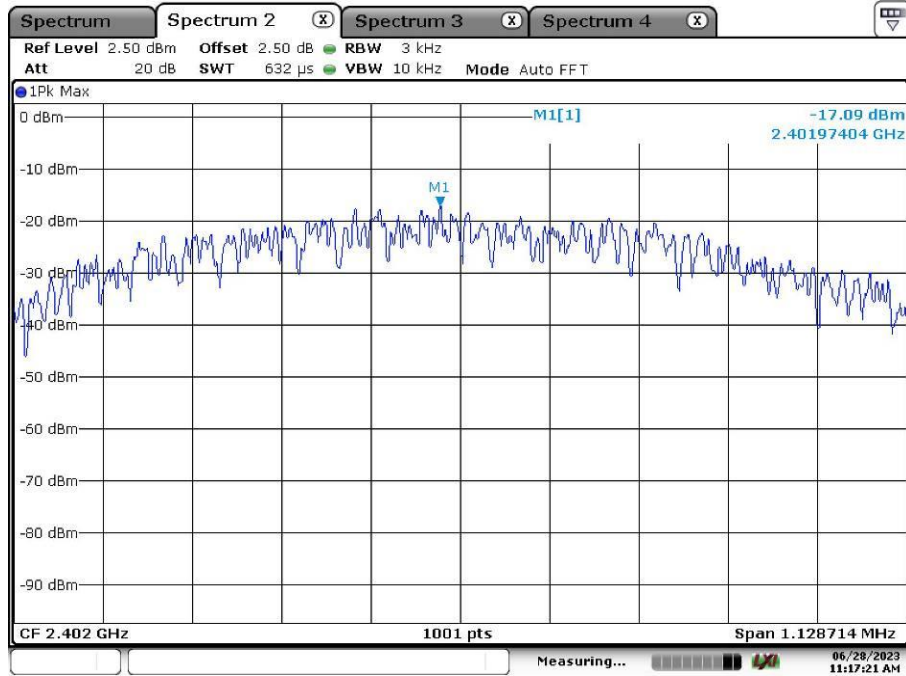
Table 1: List of Test and Measurement Equipment.....	6
Table 2: Measurement Uncertainty.....	7
Table 3: Technical Specification of EUT.....	9
Table 4: RF Channel and Frequency of Bluetooth Low Energy	10
Table 5: Test environments	11
Table 6: Test channel and frequency of Bluetooth LE.....	11
Table 7: Auxiliary Equipment Used during Test	11
Table 8: Test Result of Maximum Peak Conducted Output Power.....	15

Appendix A: Test Results of Bluetooth LE & Conducted Emission

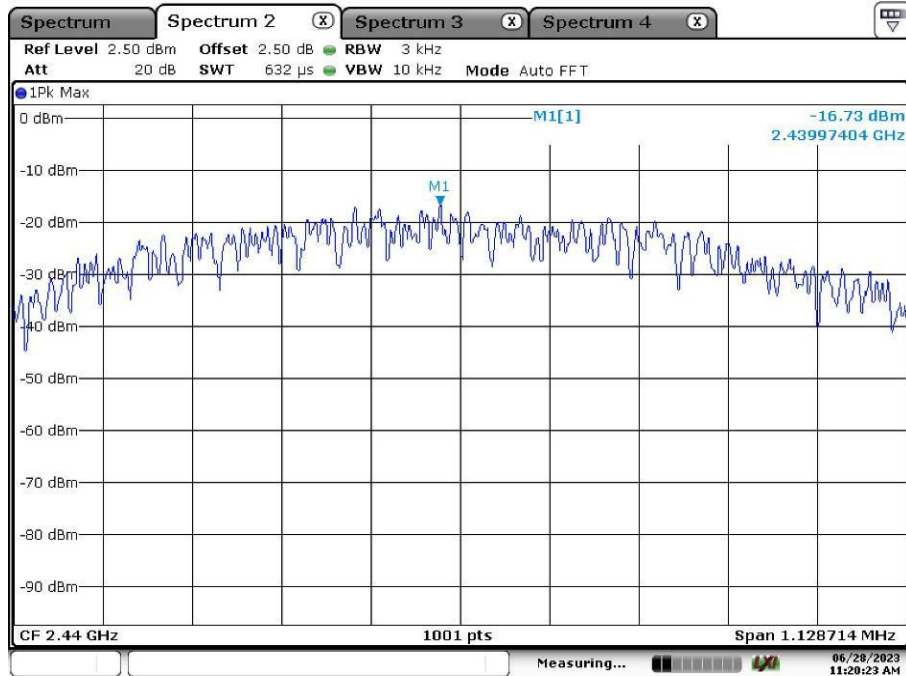
APPENDIX A: TEST RESULTS OF BLUETOOTH LE & CONDUCTED EMISSION	1
APPENDIX A.1: TEST RESULTS OF CONDUCTED POWER SPECTRAL DENSITY	2
<i>Bluetooth LE Mode, 1Mbps</i>	2
<i>Bluetooth LE Mode, 2Mbps</i>	3
APPENDIX A.2: TEST RESULTS OF 6DB BANDWIDTH	5
<i>Bluetooth LE Mode, 1Mbps</i>	5
<i>Bluetooth LE Mode, 2Mbps</i>	8
APPENDIX A.3: TEST RESULTS OF 99% BANDWIDTH	11
<i>Bluetooth LE Mode, 1Mbps</i>	11
<i>Bluetooth LE Mode, 2Mbps</i>	14
APPENDIX A.4: TEST RESULTS OF CONDUCTED SPURIOUS EMISSIONS MEASURED IN 100 KHZ BANDWIDTH	17
<i>Bluetooth LE Mode, 1Mbps</i>	17
<i>Bluetooth LE Mode, 2Mbps</i>	21
APPENDIX A.5: TEST RESULTS OF RADIATED SPURIOUS EMISSIONS	25
30 MHz - 1GHz	25
1GHz - 18GHz.....	27
APPENDIX A.6: TEST RESULTS OF RADIATED EMISSIONS IN RESTRICTED BANDS	39
APPENDIX A.7: TEST PLOTS OF CONDUCTED EMISSION ON AC MAINS	43

Appendix A.1: Test Results of Conducted Power Spectral Density

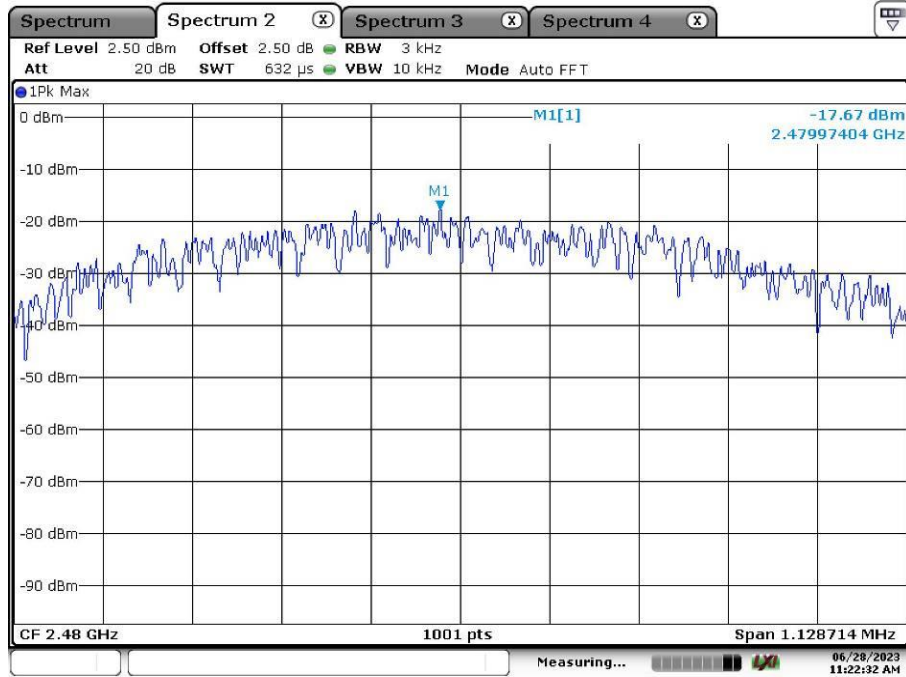
Bluetooth LE Mode, 1Mbps



Date: 28.JUN.2023 11:17:21

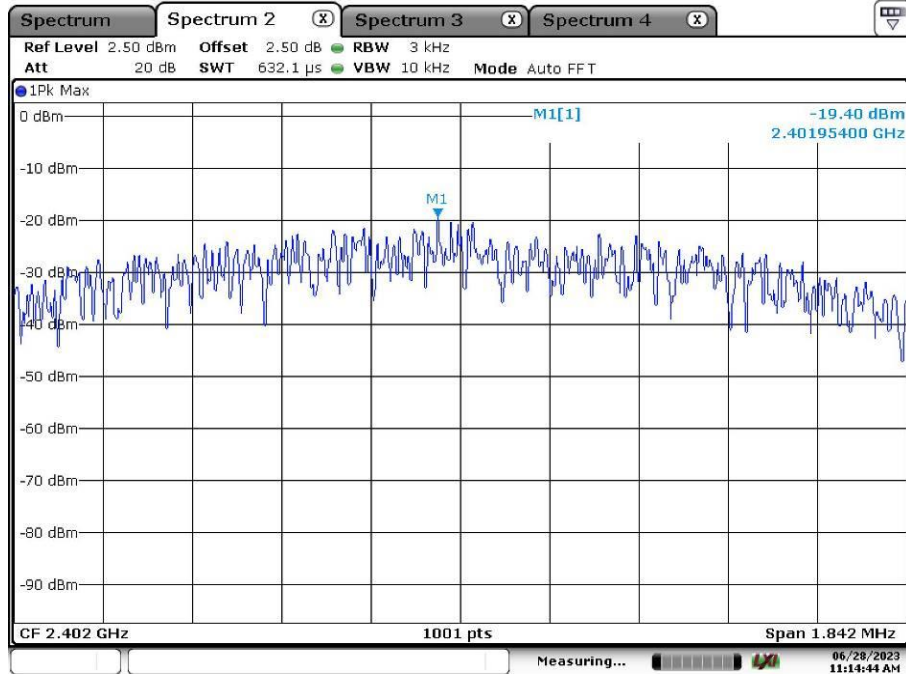


Date: 28.JUN.2023 11:20:23

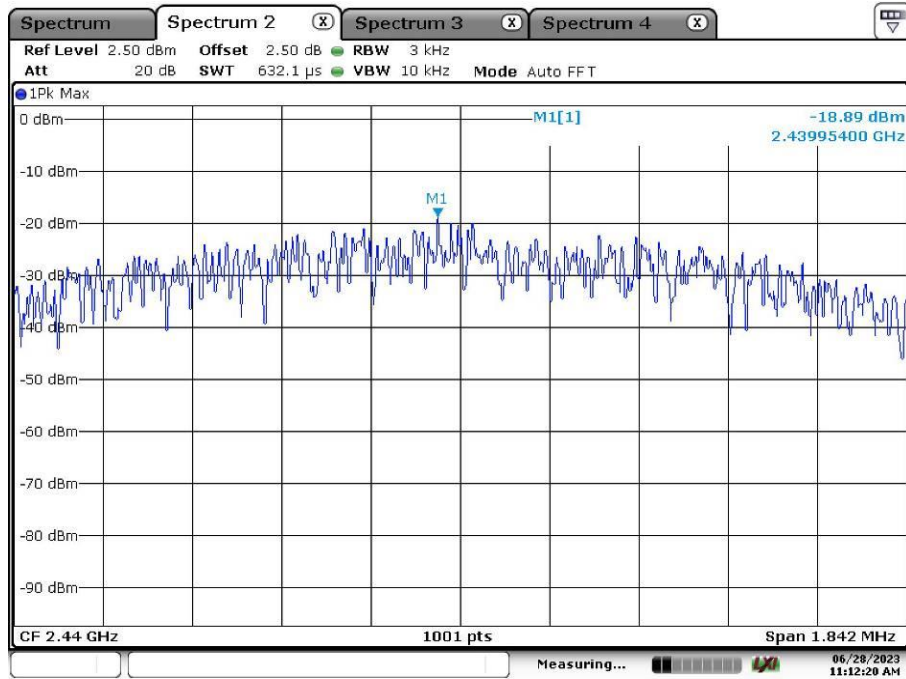


Date: 28.JUN.2023 11:22:32

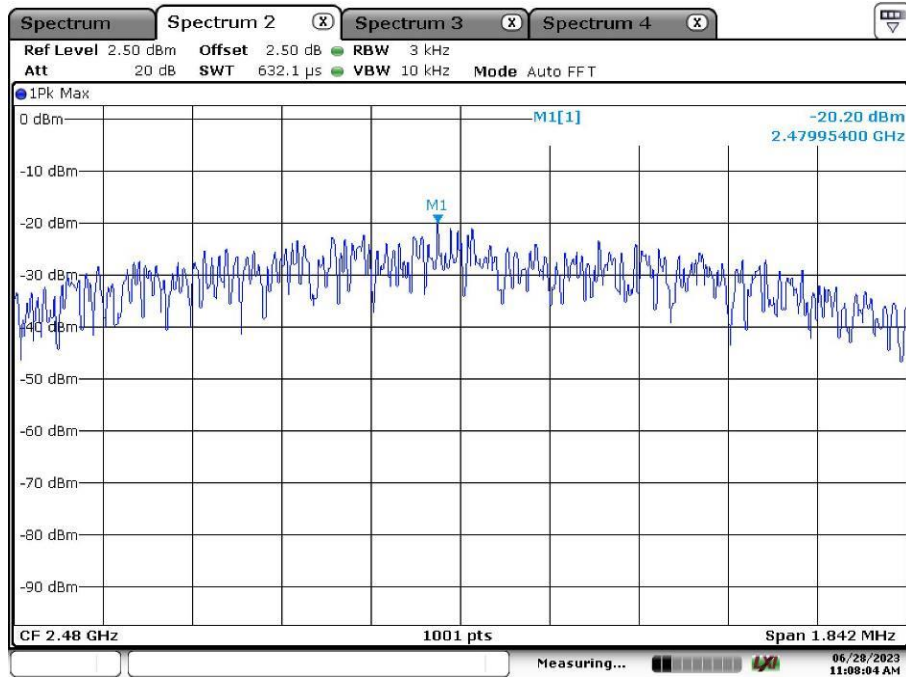
Bluetooth LE Mode, 2Mbps



Date: 28.JUN.2023 11:14:44



Date: 28.JUN.2023 11:12:20



Date: 28.JUN.2023 11:08:04

Appendix A.2: Test Results of 6dB Bandwidth

Bluetooth LE Mode, 1Mbps

Minimum Emission Bandwidth 6 dB (2402 MHz; 10.000 dBm; 1 MHz)

Test according to FCC title 47 part 15 §15.247(a), KDB 558074 D01 DTS Meas Guidance v04 and ANSI C63.10-2013

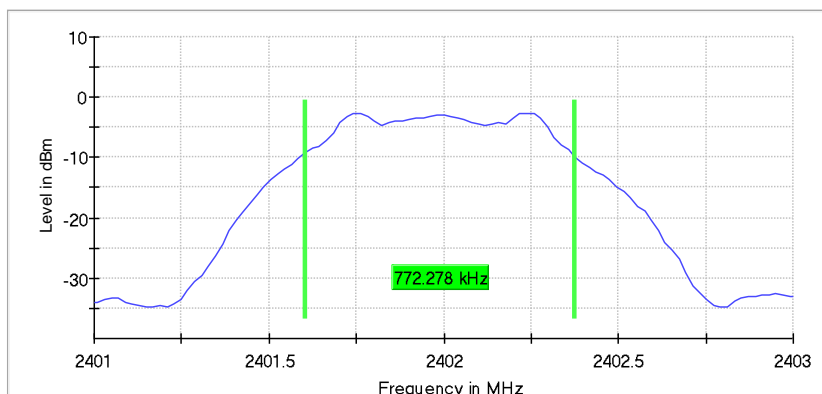
6 dB Bandwidth

DUT Frequency (MHz)	Bandwidth (MHz)	Limit Min (MHz)	Limit Max (MHz)	Band Edge Left (MHz)	Band Edge Right (MHz)
2402.000000	0.772278	0.500000	---	2401.603960	2402.376238

(continuation of the "6 dB Bandwidth" table from column 6 ...)

DUT Frequency (MHz)	Max Level (dBm)	Result
2402.000000	-2.6	PASS

6 dB Bandwidth



Measurement

Setting	Instrument Value	Target Value
Start Frequency	2.40100 GHz	2.40100 GHz
Stop Frequency	2.40300 GHz	2.40300 GHz
Span	2.000 MHz	2.000 MHz
RBW	100.000 kHz	~ 100.000 kHz
VBW	300.000 kHz	~ 300.000 kHz
SweepPoints	101	~ 40
Sweeptime	18.938 µs	AUTO
Reference Level	-10.000 dBm	-10.000 dBm
Attenuation	10.000 dB	AUTO
Detector	MaxPeak	MaxPeak
SweepCount	100	100
Filter	3 dB	3 dB
Trace Mode	Max Hold	Max Hold
Sweeptype	FFT	AUTO
Preamp	off	off
Stablemode	Trace	Trace
Stablevalue	0.50 dB	0.50 dB
Run	14 / max. 150	max. 150
Stable	5 / 5	5
Max Stable Difference	0.01 dB	0.50 dB

Minimum Emission Bandwidth 6 dB (2440 MHz; 10.000 dBm; 1 MHz)

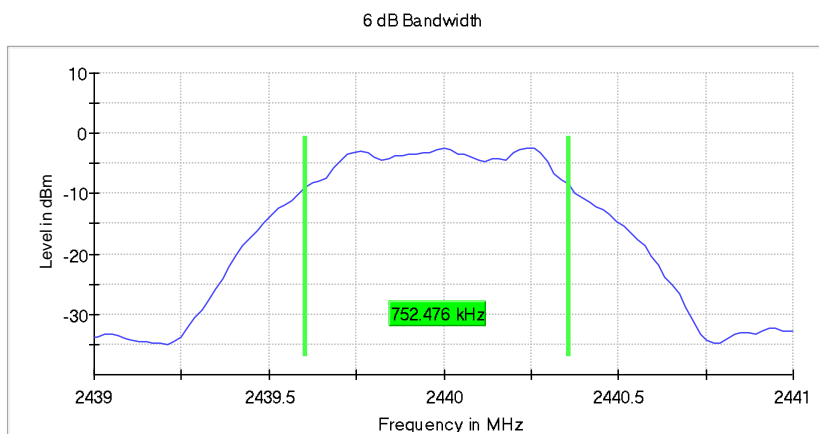
Test according to FCC title 47 part 15 §15.247(a), KDB 558074 D01 DTS Meas Guidance v04 and ANSI C63.10-2013

6 dB Bandwidth

DUT Frequency (MHz)	Bandwidth (MHz)	Limit Min (MHz)	Limit Max (MHz)	Band Edge Left (MHz)	Band Edge Right (MHz)
2440.000000	0.752476	0.500000	---	2439.603960	2440.356436

(continuation of the "6 dB Bandwidth" table from column 6 ...)

DUT Frequency (MHz)	Max Level (dBm)	Result
2440.000000	-2.4	PASS



Measurement

Setting	Instrument Value	Target Value
Start Frequency	2.43900 GHz	2.43900 GHz
Stop Frequency	2.44100 GHz	2.44100 GHz
Span	2.000 MHz	2.000 MHz
RBW	100.000 kHz	~ 100.000 kHz
VBW	300.000 kHz	~ 300.000 kHz
SweepPoints	101	~ 40
Sweeptime	18.938 µs	AUTO
Reference Level	-10.000 dBm	-10.000 dBm
Attenuation	10.000 dB	AUTO
Detector	MaxPeak	MaxPeak
SweepCount	100	100
Filter	3 dB	3 dB
Trace Mode	Max Hold	Max Hold
Sweeptype	FFT	AUTO
Preamp	off	off
Stablemode	Trace	Trace
Stablevalue	0.50 dB	0.50 dB
Run	8 / max. 150	max. 150
Stable	5 / 5	5
Max Stable Difference	0.06 dB	0.50 dB

Minimum Emission Bandwidth 6 dB (2480 MHz; 10.000 dBm; 1 MHz)

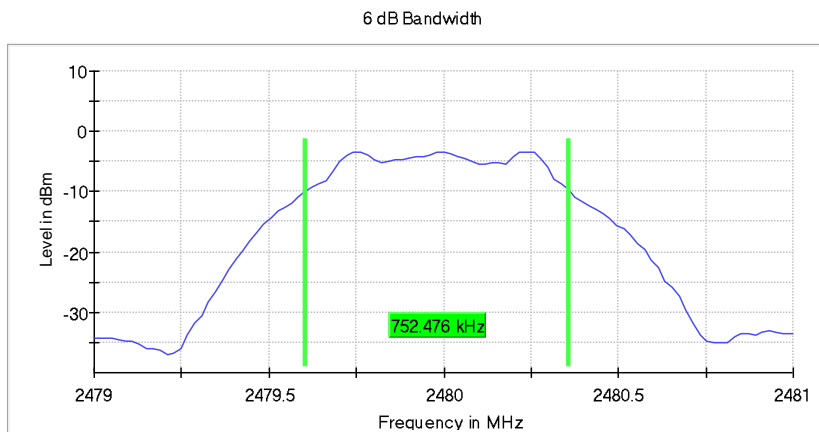
Test according to FCC title 47 part 15 §15.247(a), KDB 558074 D01 DTS Meas Guidance v04 and ANSI C63.10-2013

6 dB Bandwidth

DUT Frequency (MHz)	Bandwidth (MHz)	Limit Min (MHz)	Limit Max (MHz)	Band Edge Left (MHz)	Band Edge Right (MHz)
2480.000000	0.752476	0.500000	---	2479.603960	2480.356436

(continuation of the "6 dB Bandwidth" table from column 6 ...)

DUT Frequency (MHz)	Max Level (dBm)	Result
2480.000000	-3.3	PASS



Measurement

Setting	Instrument Value	Target Value
Start Frequency	2.47900 GHz	2.47900 GHz
Stop Frequency	2.48100 GHz	2.48100 GHz
Span	2.000 MHz	2.000 MHz
RBW	100.000 kHz	~ 100.000 kHz
VBW	300.000 kHz	~ 300.000 kHz
SweepPoints	101	~ 40
Sweeptime	18.938 µs	AUTO
Reference Level	-10.000 dBm	-10.000 dBm
Attenuation	10.000 dB	AUTO
Detector	MaxPeak	MaxPeak
SweepCount	100	100
Filter	3 dB	3 dB
Trace Mode	Max Hold	Max Hold
Sweeptype	FFT	AUTO
Preamp	off	off
Stablemode	Trace	Trace
Stablevalue	0.50 dB	0.50 dB
Run	12 / max. 150	max. 150
Stable	5 / 5	5
Max Stable Difference	0.30 dB	0.50 dB

Bluetooth LE Mode, 2Mbps

Minimum Emission Bandwidth 6 dB (2402 MHz; 10.000 dBm; 2 MHz)

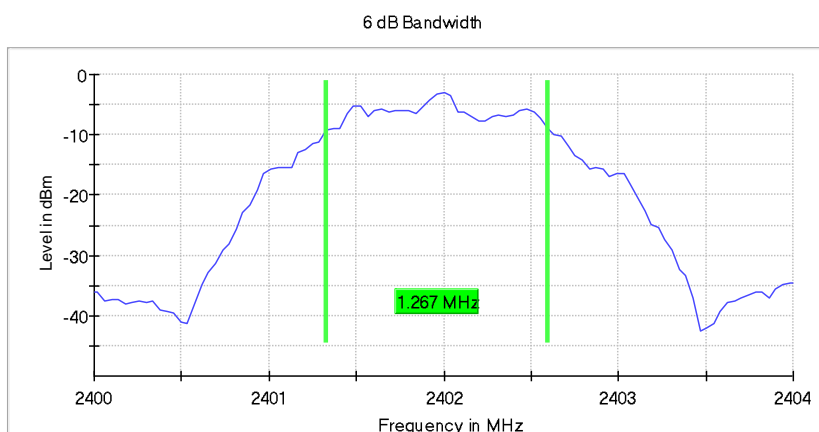
Test according to FCC title 47 part 15 §15.247(a), KDB 558074 D01 DTS Meas Guidance v04 and ANSI C63.10-2013

6 dB Bandwidth

DUT Frequency (MHz)	Bandwidth (MHz)	Limit Min (MHz)	Limit Max (MHz)	Band Edge Left (MHz)	Band Edge Right (MHz)
2402.000000	1.267326	0.500000	---	2401.326733	2402.594059

(continuation of the "6 dB Bandwidth" table from column 6 ...)

DUT Frequency (MHz)	Max Level (dBm)	Result
2402.000000	-2.9	PASS

**Measurement**

Setting	Instrument Value	Target Value
Start Frequency	2.40000 GHz	2.40000 GHz
Stop Frequency	2.40400 GHz	2.40400 GHz
Span	4.000 MHz	4.000 MHz
RBW	100.000 kHz	~ 100.000 kHz
VBW	300.000 kHz	~ 300.000 kHz
SweepPoints	101	~ 80
Sweptime	18.938 µs	AUTO
Reference Level	-10.000 dBm	-10.000 dBm
Attenuation	10.000 dB	AUTO
Detector	MaxPeak	MaxPeak
SweepCount	100	100
Filter	3 dB	3 dB
Trace Mode	Max Hold	Max Hold
Sweeptype	FFT	AUTO
Preamp	off	off
Stablemode	Trace	Trace
Stablevalue	0.50 dB	0.50 dB
Run	13 / max. 150	max. 150
Stable	5 / 5	5
Max Stable Difference	0.22 dB	0.50 dB

Minimum Emission Bandwidth 6 dB (2440 MHz; 10.000 dBm; 2 MHz)

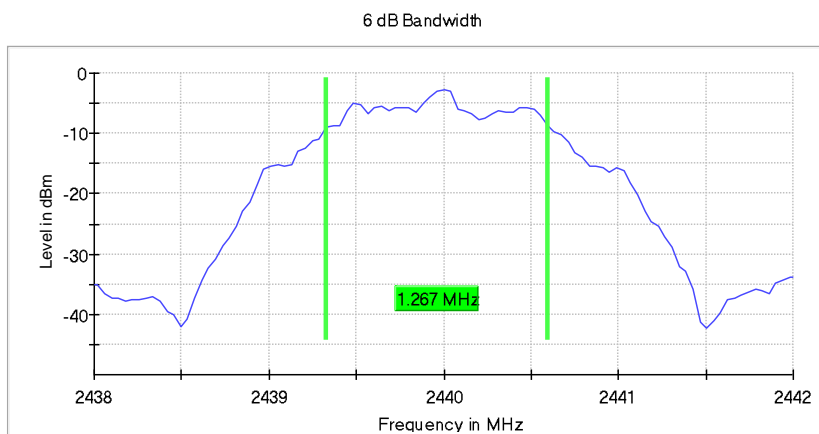
Test according to FCC title 47 part 15 §15.247(a), KDB 558074 D01 DTS Meas Guidance v04 and ANSI C63.10-2013

6 dB Bandwidth

DUT Frequency (MHz)	Bandwidth (MHz)	Limit Min (MHz)	Limit Max (MHz)	Band Edge Left (MHz)	Band Edge Right (MHz)
2440.000000	1.267326	0.500000	---	2439.326733	2440.594059

(continuation of the "6 dB Bandwidth" table from column 6 ...)

DUT Frequency (MHz)	Max Level (dBm)	Result
2440.000000	-2.7	PASS



Measurement

Setting	Instrument Value	Target Value
Start Frequency	2.43800 GHz	2.43800 GHz
Stop Frequency	2.44200 GHz	2.44200 GHz
Span	4.000 MHz	4.000 MHz
RBW	100.000 kHz	~ 100.000 kHz
VBW	300.000 kHz	~ 300.000 kHz
SweepPoints	101	~ 80
Sweeptime	18.938 µs	AUTO
Reference Level	-10.000 dBm	-10.000 dBm
Attenuation	10.000 dB	AUTO
Detector	MaxPeak	MaxPeak
SweepCount	100	100
Filter	3 dB	3 dB
Trace Mode	Max Hold	Max Hold
Sweeptype	FFT	AUTO
Preamp	off	off
Stablemode	Trace	Trace
Stablevalue	0.50 dB	0.50 dB
Run	14 / max. 150	max. 150
Stable	5 / 5	5
Max Stable Difference	0.14 dB	0.50 dB

Minimum Emission Bandwidth 6 dB (2480 MHz; 10.000 dBm; 2 MHz)

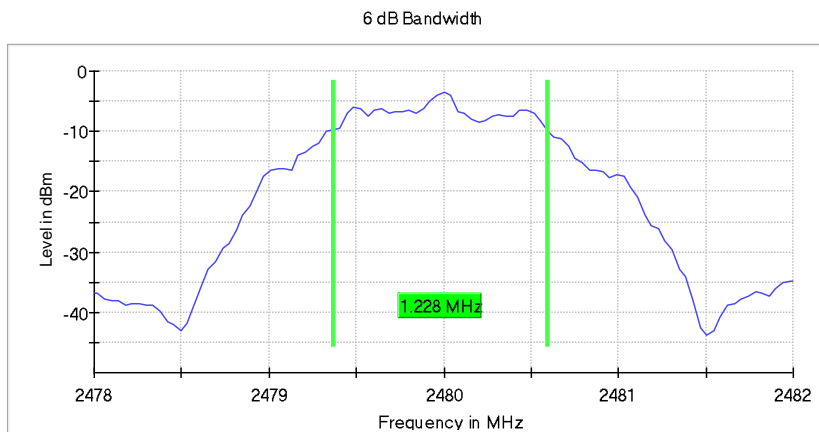
Test according to FCC title 47 part 15 §15.247(a), KDB 558074 D01 DTS Meas Guidance v04 and ANSI C63.10-2013

6 dB Bandwidth

DUT Frequency (MHz)	Bandwidth (MHz)	Limit Min (MHz)	Limit Max (MHz)	Band Edge Left (MHz)	Band Edge Right (MHz)
2480.000000	1.227722	0.500000	---	2479.366337	2480.594059

(continuation of the "6 dB Bandwidth" table from column 6 ...)

DUT Frequency (MHz)	Max Level (dBm)	Result
2480.000000	-3.5	PASS



Measurement

Setting	Instrument Value	Target Value
Start Frequency	2.47800 GHz	2.47800 GHz
Stop Frequency	2.48200 GHz	2.48200 GHz
Span	4.000 MHz	4.000 MHz
RBW	100.000 kHz	~ 100.000 kHz
VBW	300.000 kHz	~ 300.000 kHz
SweepPoints	101	~ 80
Sweeptime	18.938 µs	AUTO
Reference Level	-10.000 dBm	-10.000 dBm
Attenuation	10.000 dB	AUTO
Detector	MaxPeak	MaxPeak
SweepCount	100	100
Filter	3 dB	3 dB
Trace Mode	Max Hold	Max Hold
Sweeptype	FFT	AUTO
Preamp	off	off
Stablemode	Trace	Trace
Stablevalue	0.50 dB	0.50 dB
Run	12 / max. 150	max. 150
Stable	5 / 5	5
Max Stable Difference	0.00 dB	0.50 dB

Appendix A.3: Test Results of 99% Bandwidth

Bluetooth LE Mode, 1Mbps

Occupied Channel Bandwidth 99% (2402 MHz; 10.000 dBm; 1 MHz)

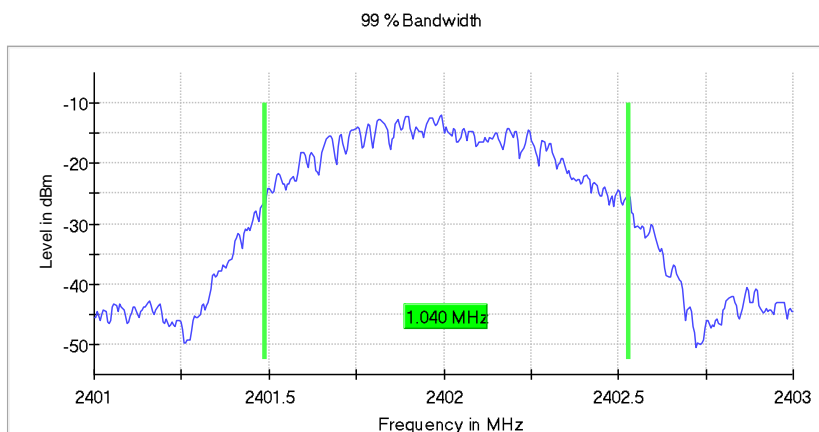
Test according to FCC title 47 part 15 §15.247(a), KDB 558074 D01 DTS Meas Guidance v04 and ANSI C63.10-2013

99 % Bandwidth

DUT Frequency (MHz)	Bandwidth (MHz)	Limit Min (MHz)	Limit Max (MHz)	Band Edge Left (MHz)	Band Edge Right (MHz)
2402.000000	1.040000	---	---	2401.487500	2402.527500

(continuation of the "99 % Bandwidth" table from column 6 ...)

DUT Frequency (MHz)	Result
2402.000000	PASS



Measurement

Setting	Instrument Value	Target Value
Start Frequency	2.40100 GHz	2.40100 GHz
Stop Frequency	2.40300 GHz	2.40300 GHz
Span	2.000 MHz	2.000 MHz
RBW	10.000 kHz	>= 10.000 kHz
VBW	30.000 kHz	>= 30.000 kHz
SweepPoints	400	~ 400
Sweeptime	189.648 µs	AUTO
Reference Level	-10.000 dBm	-10.000 dBm
Attenuation	10.000 dB	AUTO
Detector	MaxPeak	MaxPeak
SweepCount	100	100
Filter	3 dB	3 dB
Trace Mode	Max Hold	Max Hold
Sweeptype	FFT	AUTO
Preamp	off	off
Stablemode	Trace	Trace
Stablevalue	0.30 dB	0.30 dB
Run	9 / max. 150	max. 150
Stable	3 / 3	3
Max Stable Difference	0.19 dB	0.30 dB

Occupied Channel Bandwidth 99% (2440 MHz; 10.000 dBm; 1 MHz)

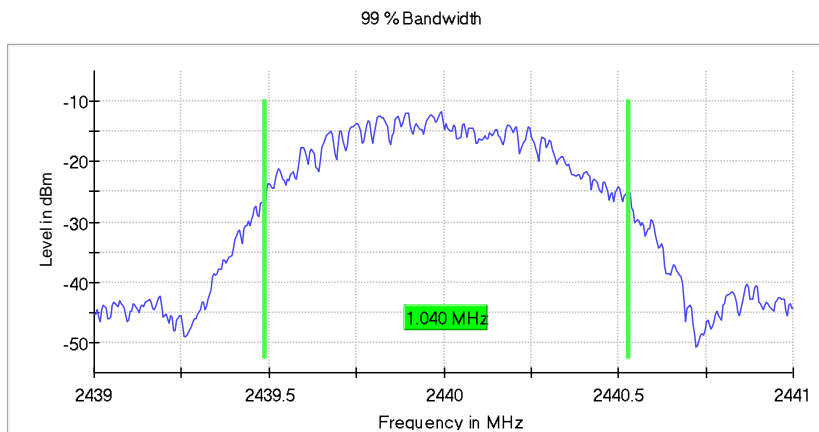
Test according to FCC title 47 part 15 §15.247(a), KDB 558074 D01 DTS Meas Guidance v04 and ANSI C63.10-2013

99 % Bandwidth

DUT Frequency (MHz)	Bandwidth (MHz)	Limit Min (MHz)	Limit Max (MHz)	Band Edge Left (MHz)	Band Edge Right (MHz)
2440.000000	1.040000	---	---	2439.487500	2440.527500

(continuation of the "99 % Bandwidth" table from column 6 ...)

DUT Frequency (MHz)	Result
2440.000000	PASS



Measurement

Setting	Instrument Value	Target Value
Start Frequency	2.43900 GHz	2.43900 GHz
Stop Frequency	2.44100 GHz	2.44100 GHz
Span	2.000 MHz	2.000 MHz
RBW	10.000 kHz	>= 10.000 kHz
VBW	30.000 kHz	>= 30.000 kHz
SweepPoints	400	~ 400
Sweeptime	189.648 µs	AUTO
Reference Level	-10.000 dBm	-10.000 dBm
Attenuation	10.000 dB	AUTO
Detector	MaxPeak	MaxPeak
SweepCount	100	100
Filter	3 dB	3 dB
Trace Mode	Max Hold	Max Hold
Sweeptype	FFT	AUTO
Preamp	off	off
Stablemode	Trace	Trace
Stablevalue	0.30 dB	0.30 dB
Run	7 / max. 150	max. 150
Stable	3 / 3	3
Max Stable Difference	0.27 dB	0.30 dB

Occupied Channel Bandwidth 99% (2480 MHz; 10.000 dBm; 1 MHz)

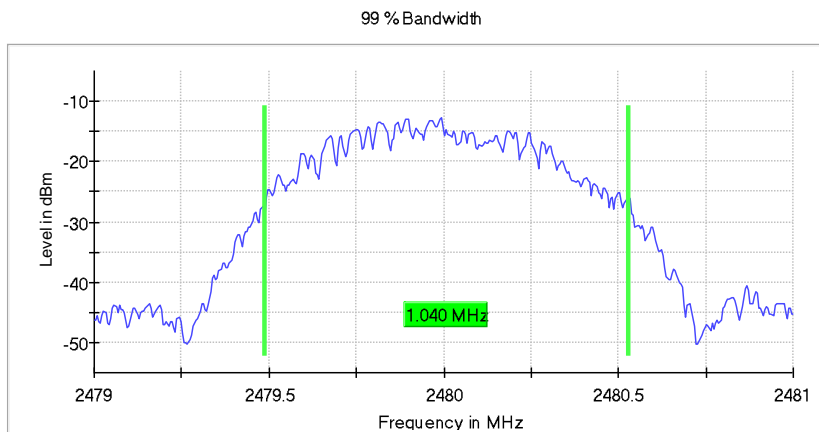
Test according to FCC title 47 part 15 §15.247(a), KDB 558074 D01 DTS Meas Guidance v04 and ANSI C63.10-2013

99 % Bandwidth

DUT Frequency (MHz)	Bandwidth (MHz)	Limit Min (MHz)	Limit Max (MHz)	Band Edge Left (MHz)	Band Edge Right (MHz)
2480.000000	1.040000	---	---	2479.487500	2480.527500

(continuation of the "99 % Bandwidth" table from column 6 ...)

DUT Frequency (MHz)	Result
2480.000000	PASS



Measurement

Setting	Instrument Value	Target Value
Start Frequency	2.47900 GHz	2.47900 GHz
Stop Frequency	2.48100 GHz	2.48100 GHz
Span	2.000 MHz	2.000 MHz
RBW	10.000 kHz	>= 10.000 kHz
VBW	30.000 kHz	>= 30.000 kHz
SweepPoints	400	~ 400
Sweeptime	189.648 µs	AUTO
Reference Level	-10.000 dBm	-10.000 dBm
Attenuation	10.000 dB	AUTO
Detector	MaxPeak	MaxPeak
SweepCount	100	100
Filter	3 dB	3 dB
Trace Mode	Max Hold	Max Hold
Sweeptype	FFT	AUTO
Preamp	off	off
Stablemode	Trace	Trace
Stablevalue	0.30 dB	0.30 dB
Run	8 / max. 150	max. 150
Stable	3 / 3	3
Max Stable Difference	0.21 dB	0.30 dB

Bluetooth LE Mode, 2Mbps

Occupied Channel Bandwidth 99% (2402 MHz; 10.000 dBm; 2 MHz)

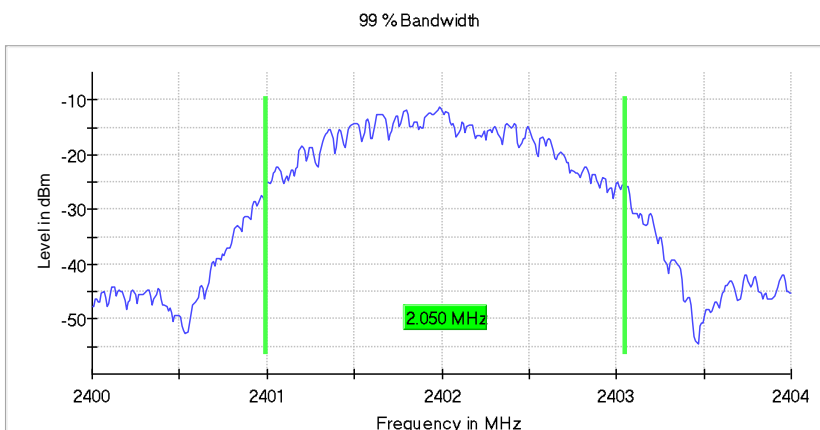
Test according to FCC title 47 part 15 §15.247(a), KDB 558074 D01 DTS Meas Guidance v04 and ANSI C63.10-2013

99 % Bandwidth

DUT Frequency (MHz)	Bandwidth (MHz)	Limit Min (MHz)	Limit Max (MHz)	Band Edge Left (MHz)	Band Edge Right (MHz)
2402.000000	2.050000	---	---	2400.995000	2403.045000

(continuation of the "99 % Bandwidth" table from column 6 ...)

DUT Frequency (MHz)	Result
2402.000000	PASS



Measurement

Setting	Instrument Value	Target Value
Start Frequency	2.40000 GHz	2.40000 GHz
Stop Frequency	2.40400 GHz	2.40400 GHz
Span	4.000 MHz	4.000 MHz
RBW	20.000 kHz	>= 20.000 kHz
VBW	100.000 kHz	>= 60.000 kHz
SweepPoints	400	~ 400
Sweeptime	94.824 µs	AUTO
Reference Level	-10.000 dBm	-10.000 dBm
Attenuation	10.000 dB	AUTO
Detector	MaxPeak	MaxPeak
SweepCount	100	100
Filter	3 dB	3 dB
Trace Mode	Max Hold	Max Hold
Sweeptype	FFT	AUTO
Preamp	off	off
Stablemode	Trace	Trace
Stablevalue	0.30 dB	0.30 dB
Run	12 / max. 150	max. 150
Stable	3 / 3	3
Max Stable Difference	0.16 dB	0.30 dB

Occupied Channel Bandwidth 99% (2440 MHz; 10.000 dBm; 2 MHz)

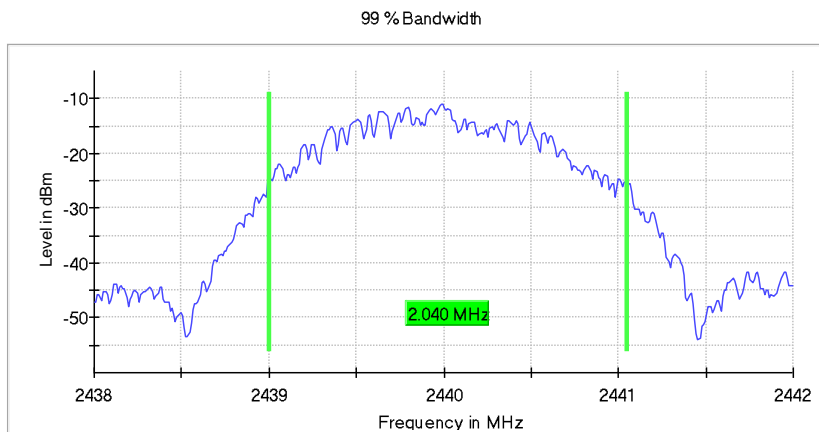
Test according to FCC title 47 part 15 §15.247(a), KDB 558074 D01 DTS Meas Guidance v04 and ANSI C63.10-2013

99 % Bandwidth

DUT Frequency (MHz)	Bandwidth (MHz)	Limit Min (MHz)	Limit Max (MHz)	Band Edge Left (MHz)	Band Edge Right (MHz)
2440.000000	2.040000	---	---	2439.005000	2441.045000

(continuation of the "99 % Bandwidth" table from column 6 ...)

DUT Frequency (MHz)	Result
2440.000000	PASS



Measurement

Setting	Instrument Value	Target Value
Start Frequency	2.43800 GHz	2.43800 GHz
Stop Frequency	2.44200 GHz	2.44200 GHz
Span	4.000 MHz	4.000 MHz
RBW	20.000 kHz	>= 20.000 kHz
VBW	100.000 kHz	>= 60.000 kHz
SweepPoints	400	~ 400
Sweeptime	94.824 µs	AUTO
Reference Level	-10.000 dBm	-10.000 dBm
Attenuation	10.000 dB	AUTO
Detector	MaxPeak	MaxPeak
SweepCount	100	100
Filter	3 dB	3 dB
Trace Mode	Max Hold	Max Hold
Sweeptype	FFT	AUTO
Preamp	off	off
Stablemode	Trace	Trace
Stablevalue	0.30 dB	0.30 dB
Run	16 / max. 150	max. 150
Stable	3 / 3	3
Max Stable Difference	0.15 dB	0.30 dB

Occupied Channel Bandwidth 99% (2480 MHz; 10.000 dBm; 2 MHz)

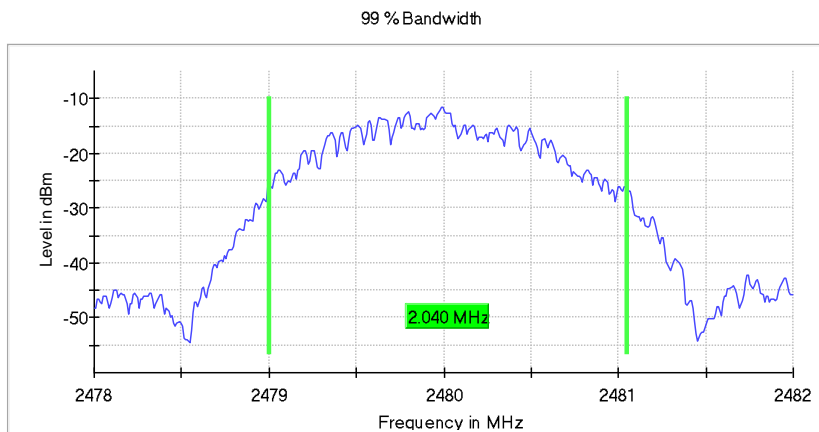
Test according to FCC title 47 part 15 §15.247(a), KDB 558074 D01 DTS Meas Guidance v04 and ANSI C63.10-2013

99 % Bandwidth

DUT Frequency (MHz)	Bandwidth (MHz)	Limit Min (MHz)	Limit Max (MHz)	Band Edge Left (MHz)	Band Edge Right (MHz)
2480.000000	2.040000	---	---	2479.005000	2481.045000

(continuation of the "99 % Bandwidth" table from column 6 ...)

DUT Frequency (MHz)	Result
2480.000000	PASS



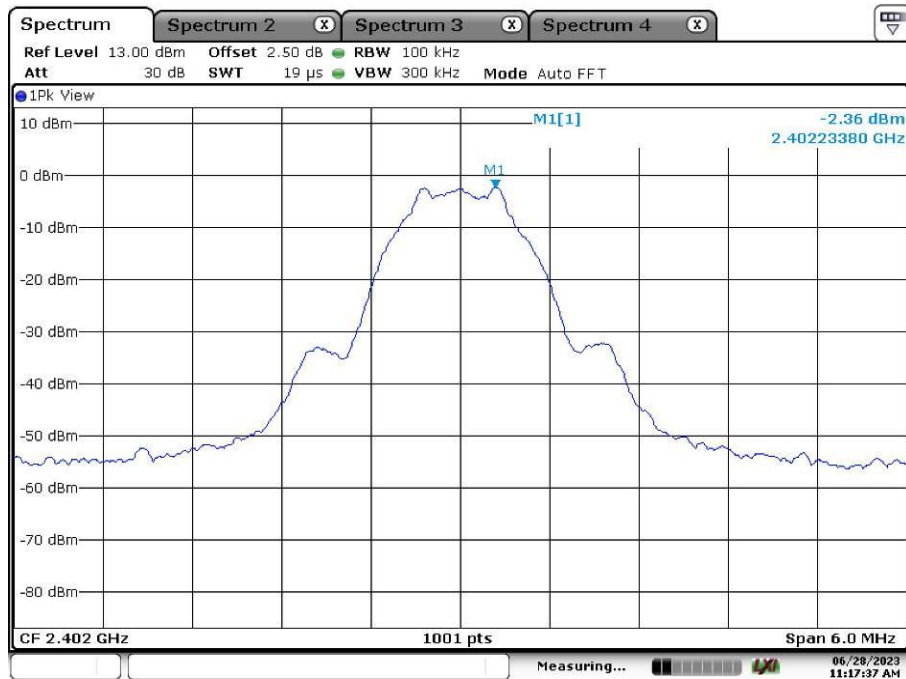
Measurement

Setting	Instrument Value	Target Value
Start Frequency	2.47800 GHz	2.47800 GHz
Stop Frequency	2.48200 GHz	2.48200 GHz
Span	4.000 MHz	4.000 MHz
RBW	20.000 kHz	>= 20.000 kHz
VBW	100.000 kHz	>= 60.000 kHz
SweepPoints	400	~ 400
Sweeptime	94.824 µs	AUTO
Reference Level	-10.000 dBm	-10.000 dBm
Attenuation	10.000 dB	AUTO
Detector	MaxPeak	MaxPeak
SweepCount	100	100
Filter	3 dB	3 dB
Trace Mode	Max Hold	Max Hold
Sweeptype	FFT	AUTO
Preamp	off	off
Stablemode	Trace	Trace
Stablevalue	0.30 dB	0.30 dB
Run	12 / max. 150	max. 150
Stable	3 / 3	3
Max Stable Difference	0.17 dB	0.30 dB

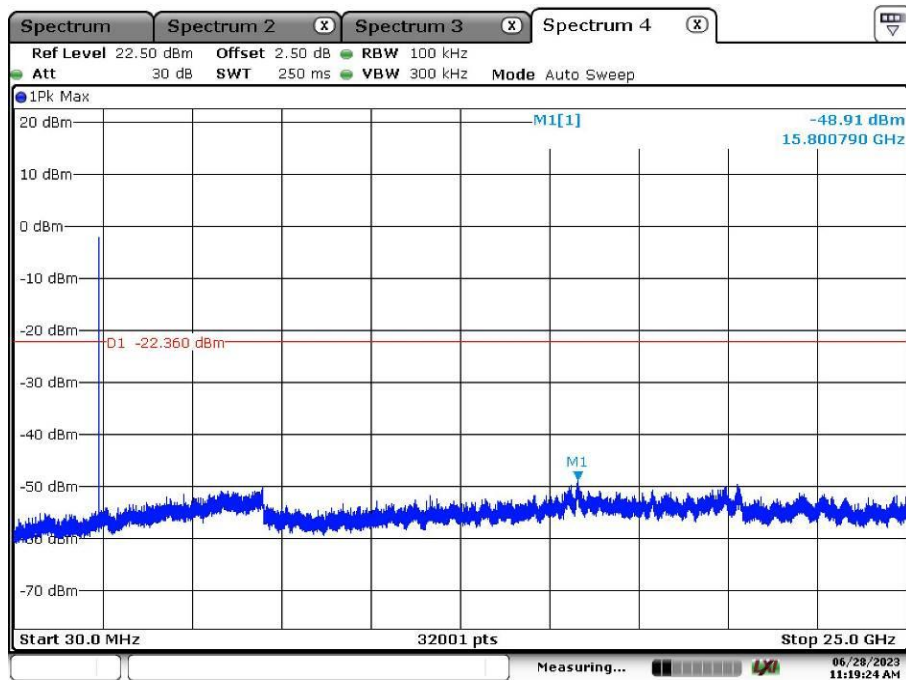
Appendix A.4: Test Results of Conducted Spurious Emissions Measured in 100 kHz Bandwidth

Bluetooth LE Mode, 1Mbps

Low Channel:

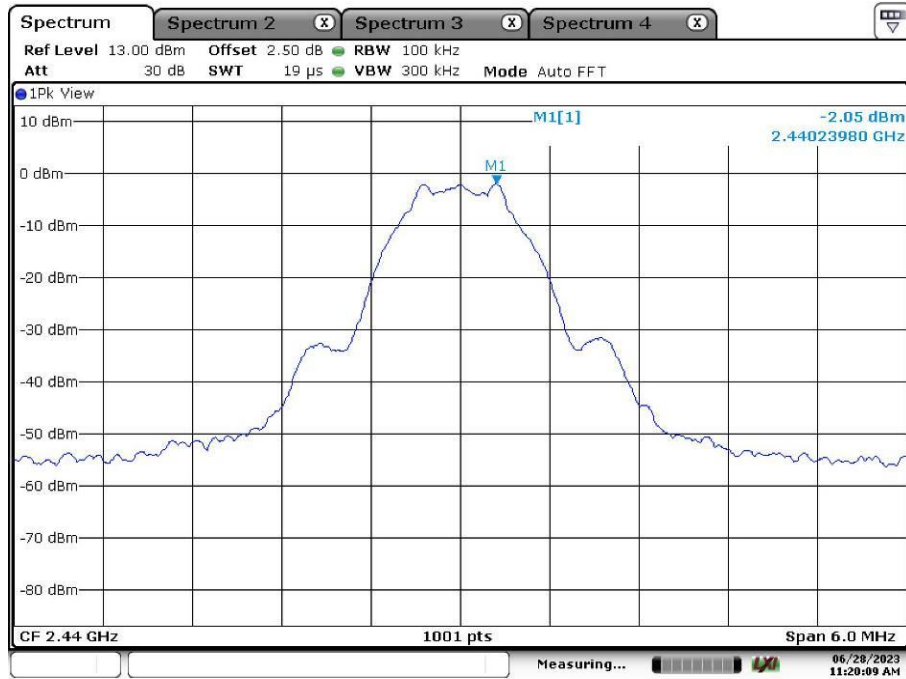


Date: 28.JUN.2023 11:17:37

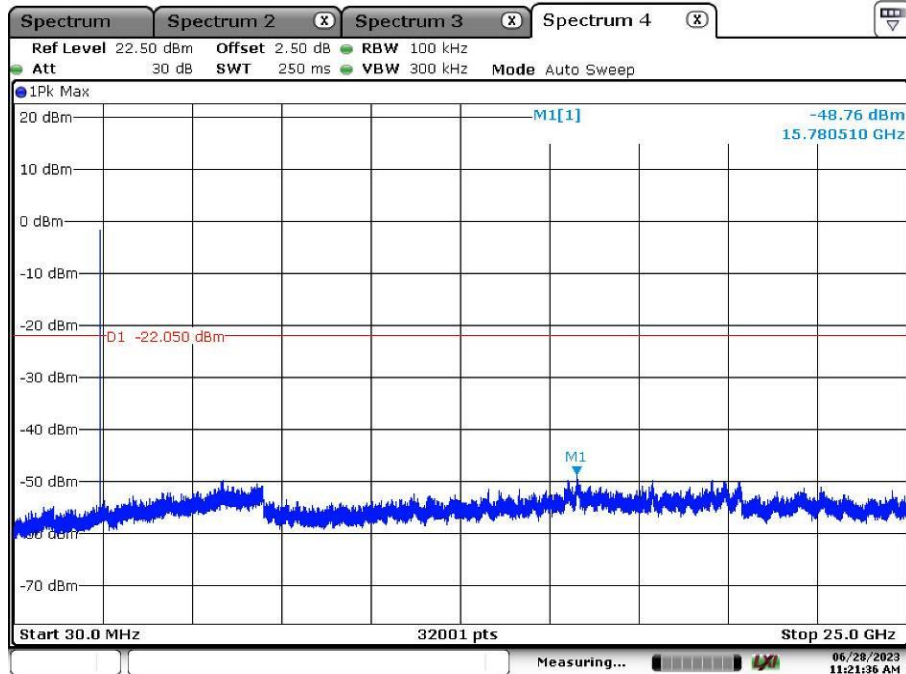


Date: 28.JUN.2023 11:19:25

Middle Channel:

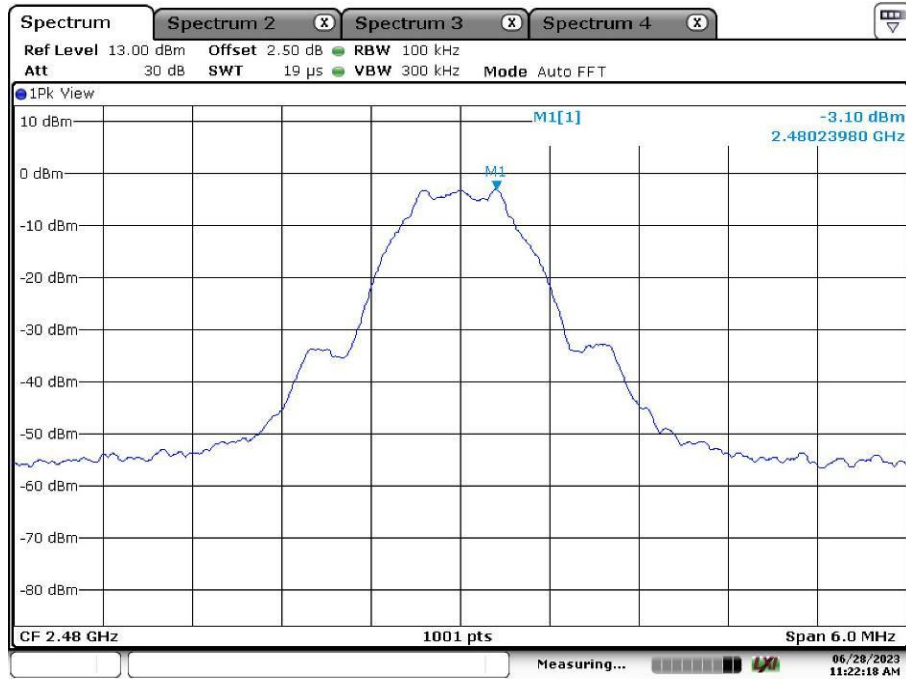


Date: 28.JUN.2023 11:20:09

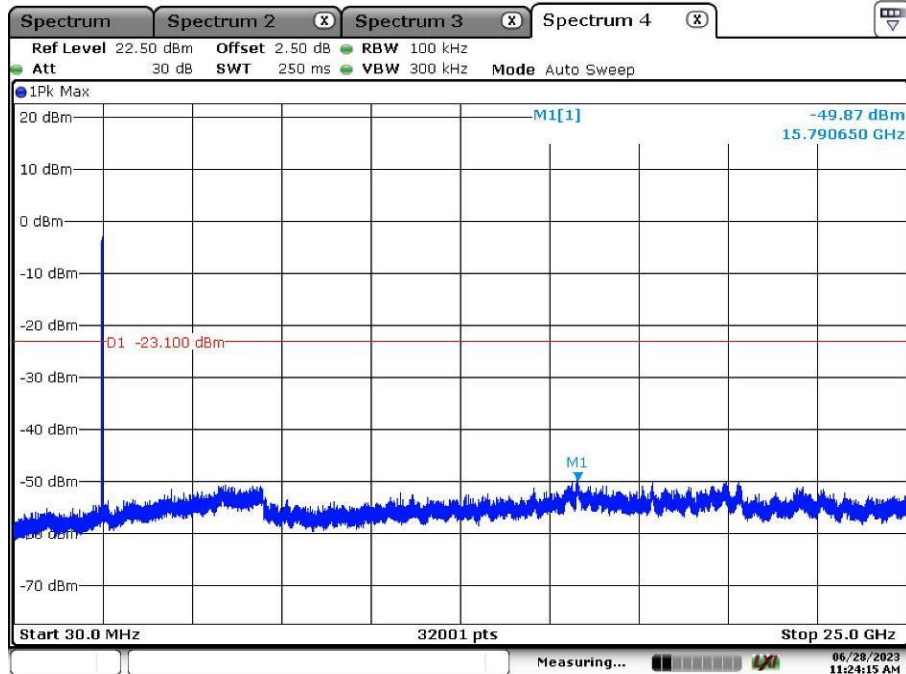


Date: 28.JUN.2023 11:21:37

High Channel:

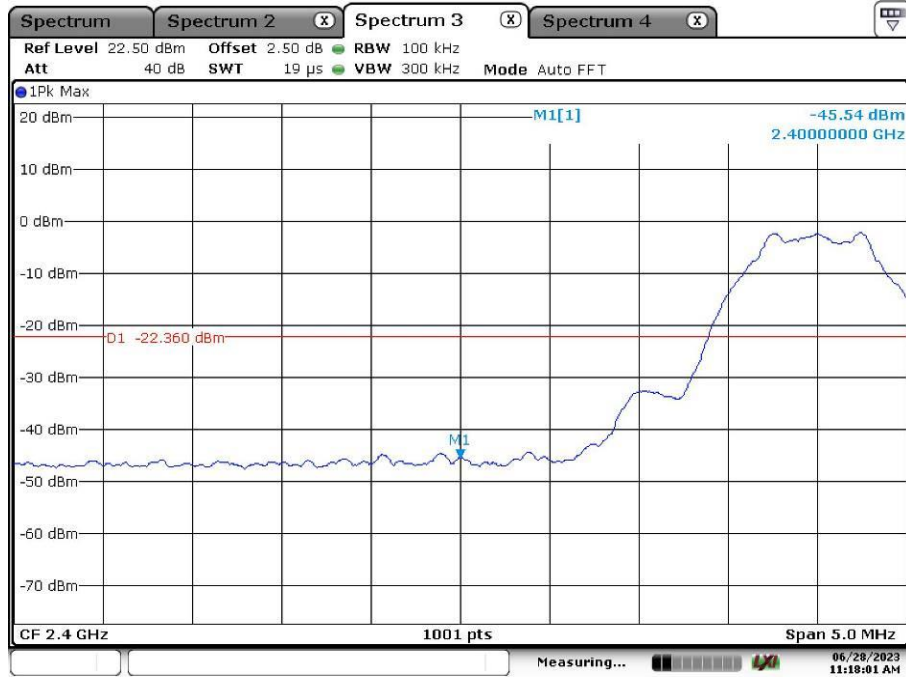


Date: 28.JUN.2023 11:22:18



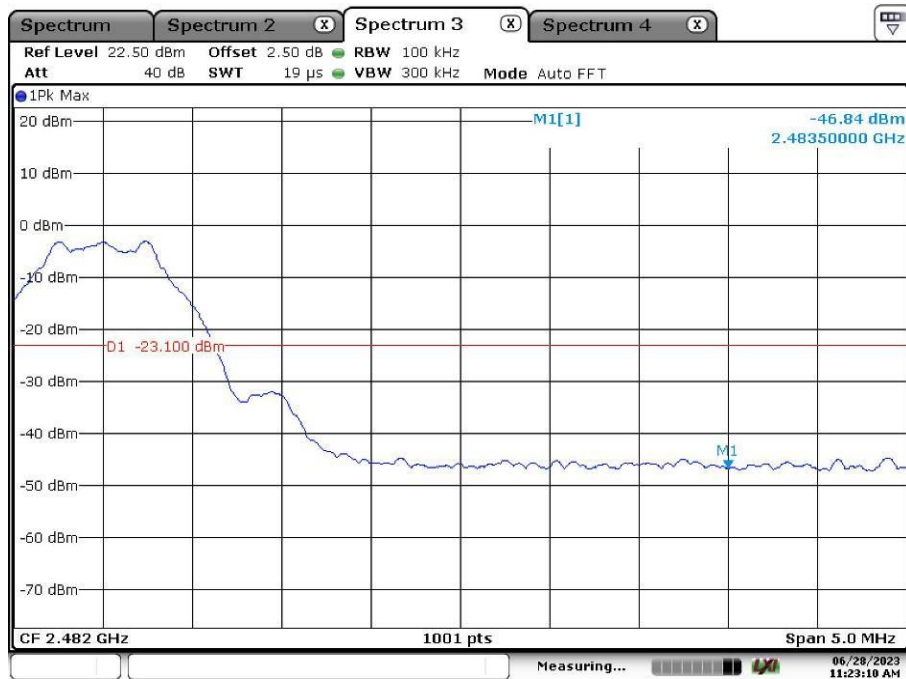
Date: 28.JUN.2023 11:24:15

Band Edge, Low Channel:



Date: 28.JUN.2023 11:13:02

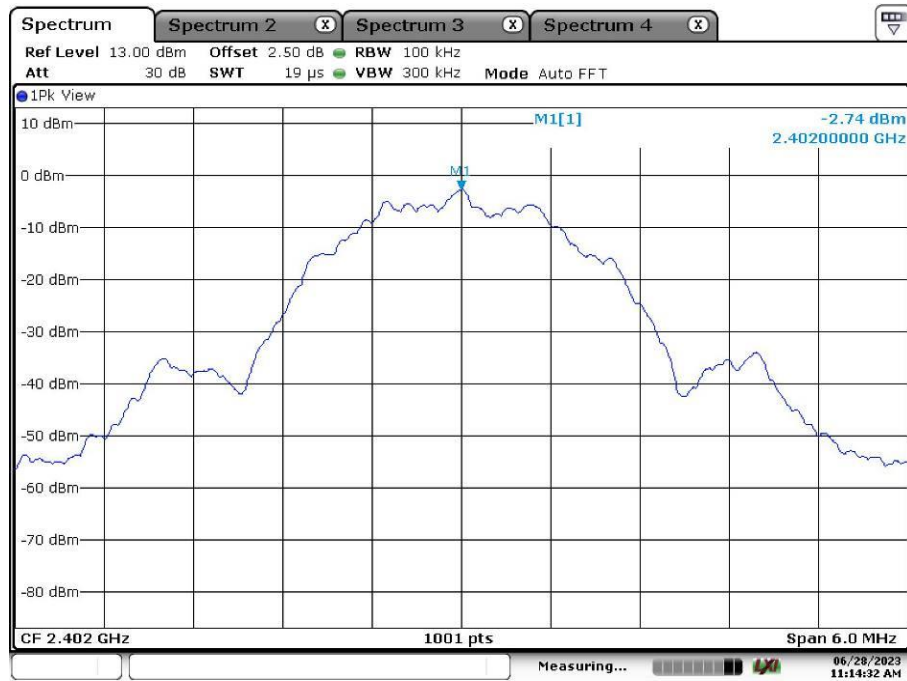
Band Edge, High Channel:



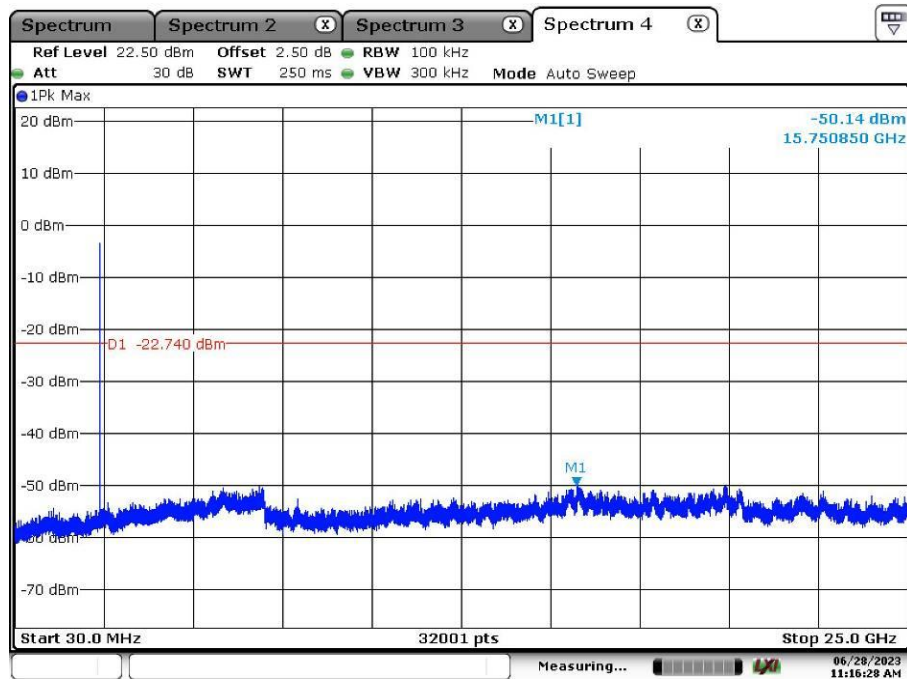
Date: 28.JUN.2023 11:23:10

Bluetooth LE Mode, 2Mbps

Low Channel:



Date: 28.JUN.2023 11:14:32

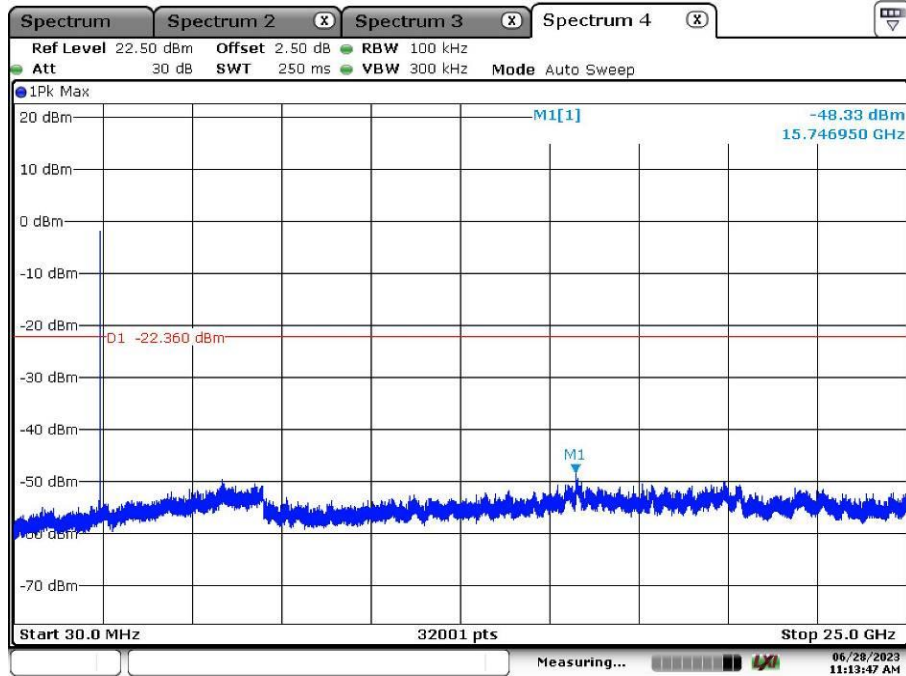


Date: 28.JUN.2023 11:16:28

Middle Channel:

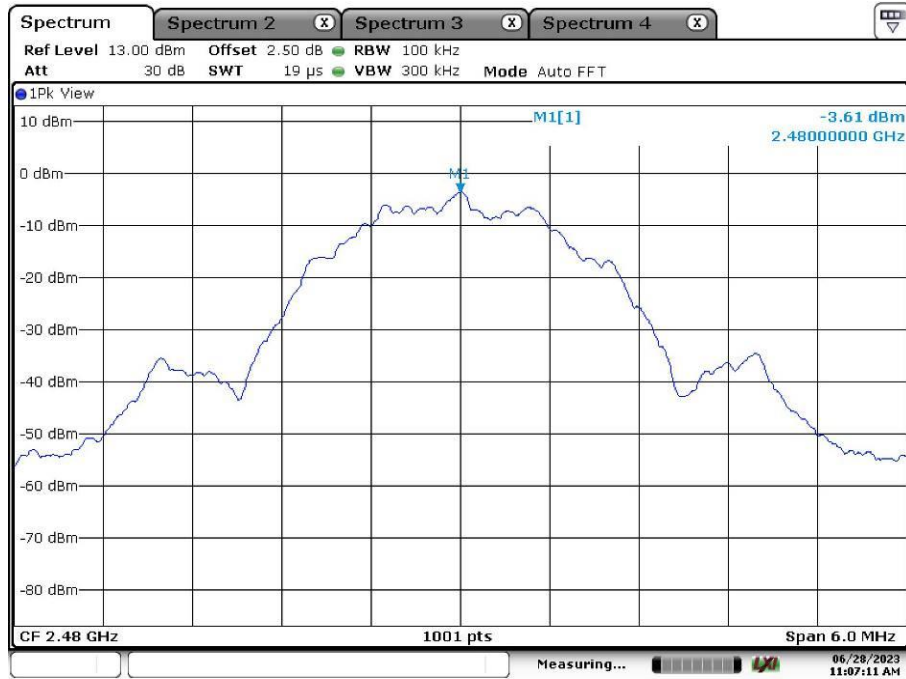


Date: 28.JUN.2023 11:12:06

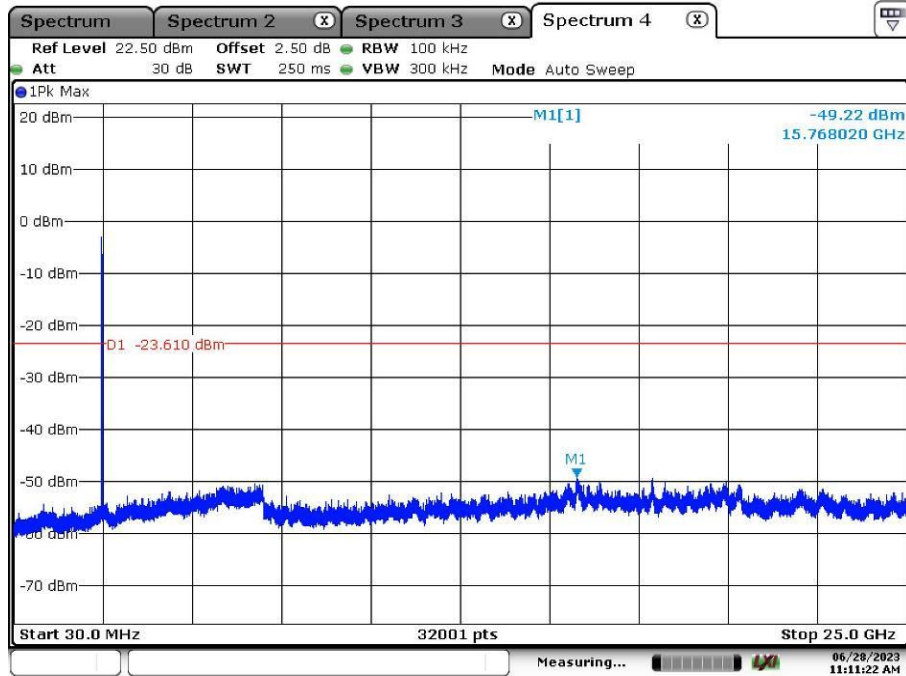


Date: 28.JUN.2023 11:13:48

High Channel:

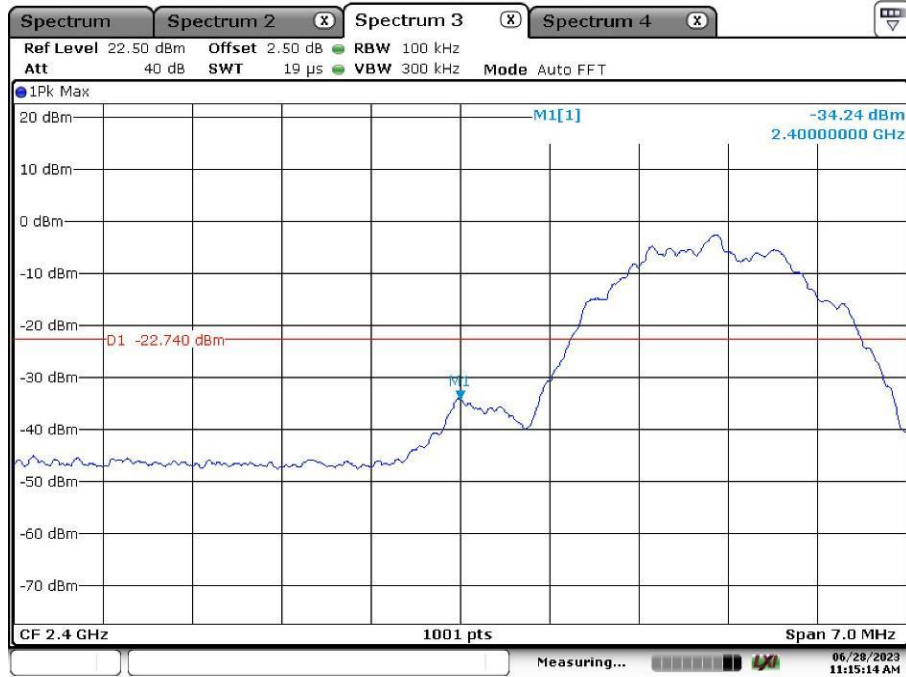


Date: 28.JUN.2023 11:07:11



Date: 28.JUN.2023 11:11:22

Band Edge, Low Channel:



Date: 28.JUN.2023 11:15:14

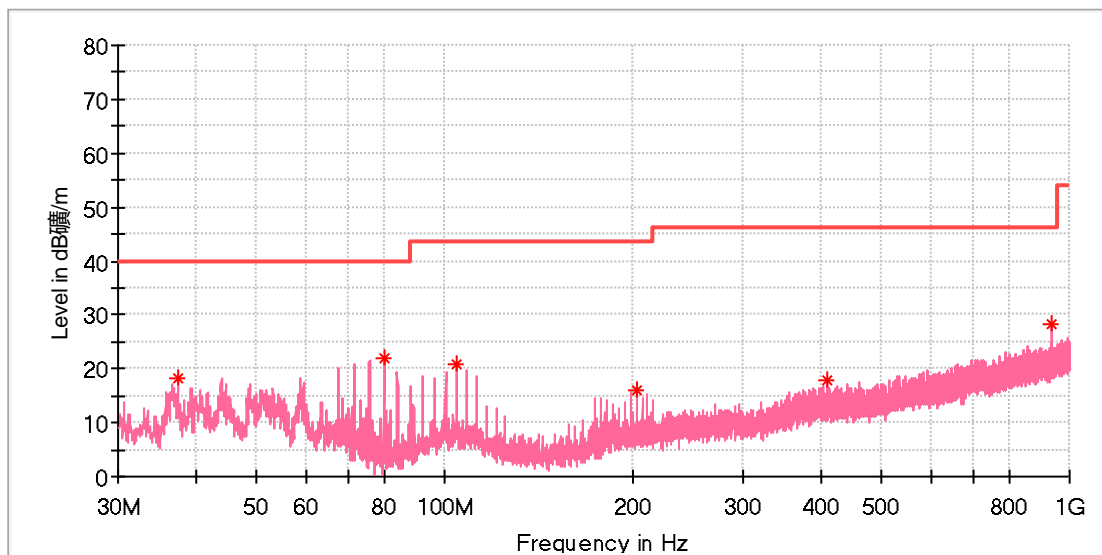
Band Edge, High Channel:



Date: 28.JUN.2023 11:09:51

EUT Information

EUT Name: Smart Watch
 Model: A2212
 Test Mode: BLE 1M_Low channel
 Order No/Sample No: 168427501/A003489058-004
 Test Voltage: Battery
 Remark: Temp 23 Humi:56%
 Test Standard: FCC 15.247
 Tested By: Kei Zhang
 Reviewed By: Terry Yin



Critical_Freqs

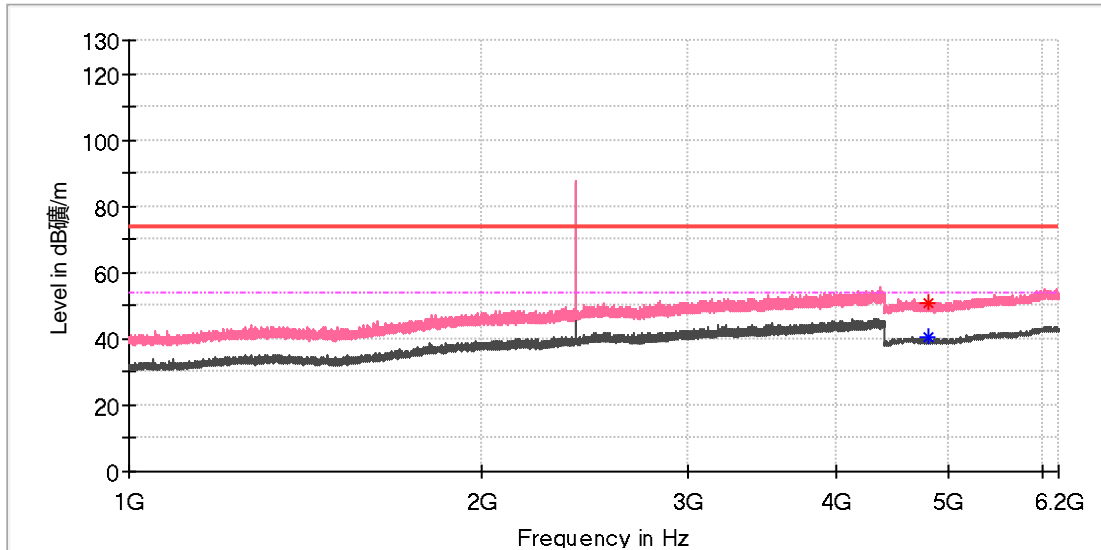
Frequency (MHz)	MaxPeak (dBµV/m)	Limit (dBµV/m)	Margin (dB)	Height (cm)	Pol	Azimuth (deg)	Corr. (dB/m)
37.498846	18.23	40.00	21.77	100.0	V	334.0	-21.2
79.880385	22.06	40.00	17.94	100.0	V	305.0	-23.8
104.428846	20.69	43.50	22.81	100.0	V	0.0	-19.1
202.734615	16.16	43.50	27.34	100.0	V	278.0	-19.3
409.195385	17.83	46.00	28.17	100.0	V	44.0	-13.9
937.546923	28.26	46.00	17.74	100.0	V	116.0	-5.0

Final_Result

Frequency (MHz)	QuasiPeak (dBµV/m)	Limit (dBµV/m)	Margin (dB)	Height (cm)	Pol	Azimuth (deg)	Corr. (dB/m)
---	---	---	---	---		---	---

EUT Information

EUT Name: Smart Watch
 Model: A2212
 Test Mode: BLE 1M_Low channel
 Order No/Sample No: 168427501/A003489058-004
 Test Voltage: Battery
 Remark: Temp 23 Humi:56%
 Test Standard: FCC 15.247
 Tested By: Kei Zhang
 Reviewed By: Terry Yin



Critical_Freqs

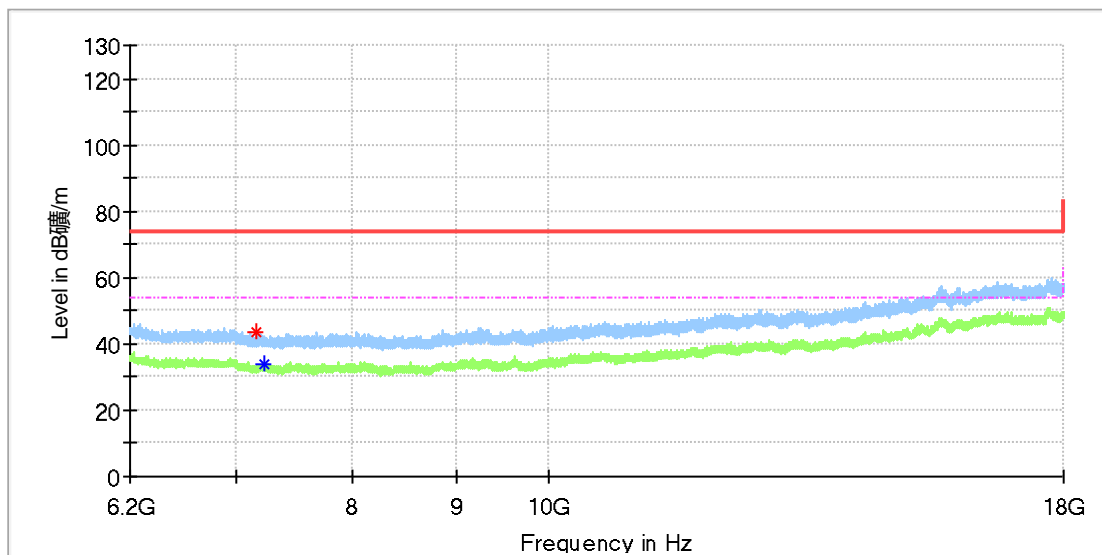
Frequency (MHz)	MaxPeak (dBµV/m)	Average (dBµV/m)	Limit (dBµV/m)	Margin (dB)	Height (cm)	Pol	Azimuth (deg)	Corr. (dB/m)
4800.000000	50.59	---	74.00	23.41	150.0	V	282.0	11.8
4803.500000	---	40.49	54.00	13.51	150.0	V	70.0	11.8

Final_Result

Frequency (MHz)	MaxPeak (dBµV/m)	Limit (dBµV/m)	Margin (dB)	Height (cm)	Pol	Azimuth (deg)	Corr. (dB/m)
---	---	---	---	---		---	---

EUT Information

EUT Name: Smart Watch
 Model: A2212
 Test Mode: BLE 1M_Low channel
 Order No/Sample No: 168427501/A003489058-004
 Test Voltage: Battery
 Remark: Temp 23 Humi:56%
 Test Standard: FCC 15.247
 Tested By: Kei Zhang
 Reviewed By: Terry Yin



Critical_Freqs

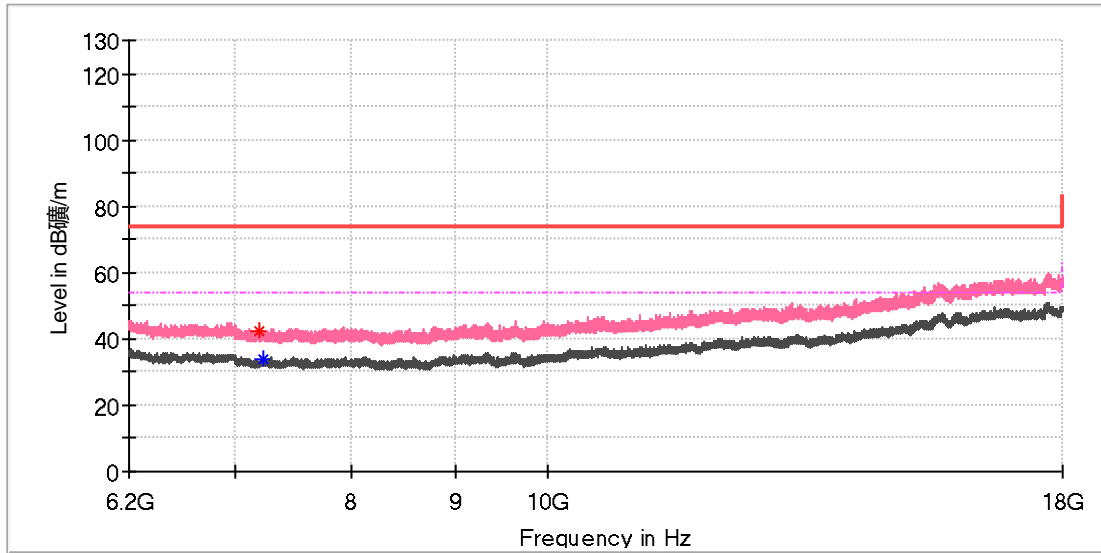
Frequency (MHz)	MaxPeak (dBµV/m)	Average (dBµV/m)	Limit (dBµV/m)	Margin (dB)	Height (cm)	Pol	Azimuth (deg)	Corr. (dB/m)
7165.633333	43.40	---	74.00	30.60	150.0	H	302.0	8.7
7229.550000	---	33.97	54.00	20.03	150.0	H	225.0	8.6

Final_Result

Frequency (MHz)	MaxPeak (dBµV/m)	Limit (dBµV/m)	Margin (dB)	Height (cm)	Pol	Azimuth (deg)	Corr. (dB/m)
---	---	---	---	---		---	---

EUT Information

EUT Name: Smart Watch
 Model: A2212
 Test Mode: BLE 1M_Low channel
 Order No/Sample No: 168427501/A003489058-004
 Test Voltage: Battery
 Remark: Temp 23 Humi:56%
 Test Standard: FCC 15.247
 Tested By: Kei Zhang
 Reviewed By: Terry Yin



Critical_Freqs

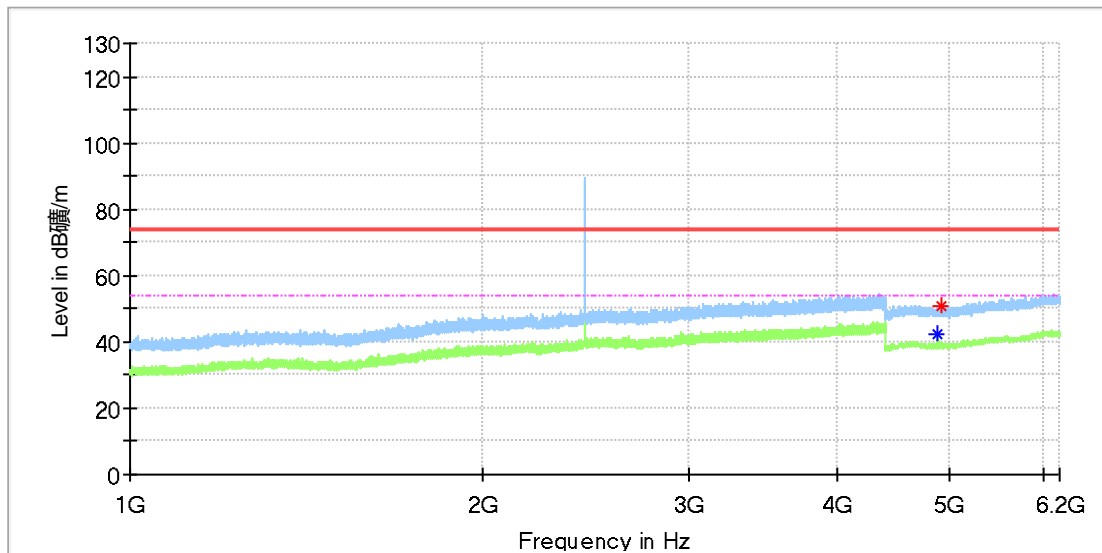
Frequency (MHz)	MaxPeak (dBµV/m)	Average (dBµV/m)	Limit (dBµV/m)	Margin (dB)	Height (cm)	Pol	Azimuth (deg)	Corr. (dB/m)
7201.033333	42.50	---	74.00	31.50	150.0	V	225.0	8.8
7222.666667	---	33.81	54.00	20.19	150.0	V	39.0	8.7

Final_Result

Frequency (MHz)	MaxPeak (dBµV/m)	Limit (dBµV/m)	Margin (dB)	Height (cm)	Pol	Azimuth (deg)	Corr. (dB/m)
---	---	---	---	---		---	---

EUT Information

EUT Name: Smart Watch
 Model: A2212
 Test Mode: BLE 1M_Mid channel
 Order No/Sample No: 168427501/A003489058-004
 Test Voltage: Battery
 Remark: Temp 23 Humi:56%
 Test Standard: FCC 15.247
 Tested By: Kei Zhang
 Reviewed By: Terry Yin



Critical_Freqs

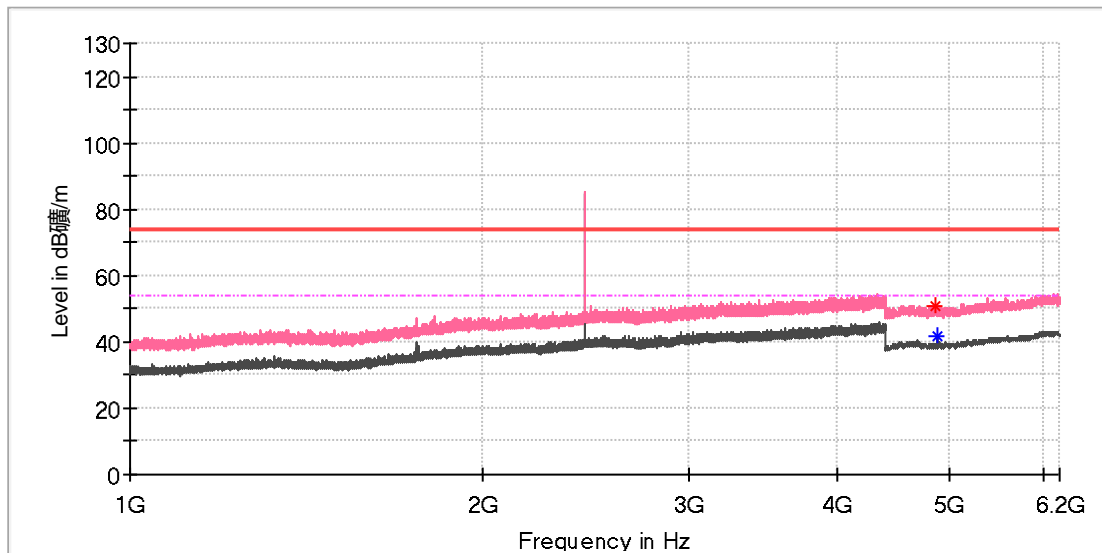
Frequency (MHz)	MaxPeak (dBµV/m)	Average (dBµV/m)	Limit (dBµV/m)	Margin (dB)	Height (cm)	Pol	Azimuth (deg)	Corr. (dB/m)
4879.500000	---	42.43	54.00	11.57	150.0	H	330.0	11.8
4911.500000	50.96	---	74.00	23.04	150.0	H	324.0	11.8

Final_Result

Frequency (MHz)	MaxPeak (dBµV/m)	Limit (dBµV/m)	Margin (dB)	Height (cm)	Pol	Azimuth (deg)	Corr. (dB/m)
---	---	---	---	---		---	---

EUT Information

EUT Name: Smart Watch
 Model: A2212
 Test Mode: BLE 1M_Mid channel
 Order No/Sample No: 168427501/A003489058-004
 Test Voltage: Battery
 Remark: Temp 23 Humi:56%
 Test Standard: FCC 15.247
 Tested By: Kei Zhang
 Reviewed By: Terry Yin



Critical_Freqs

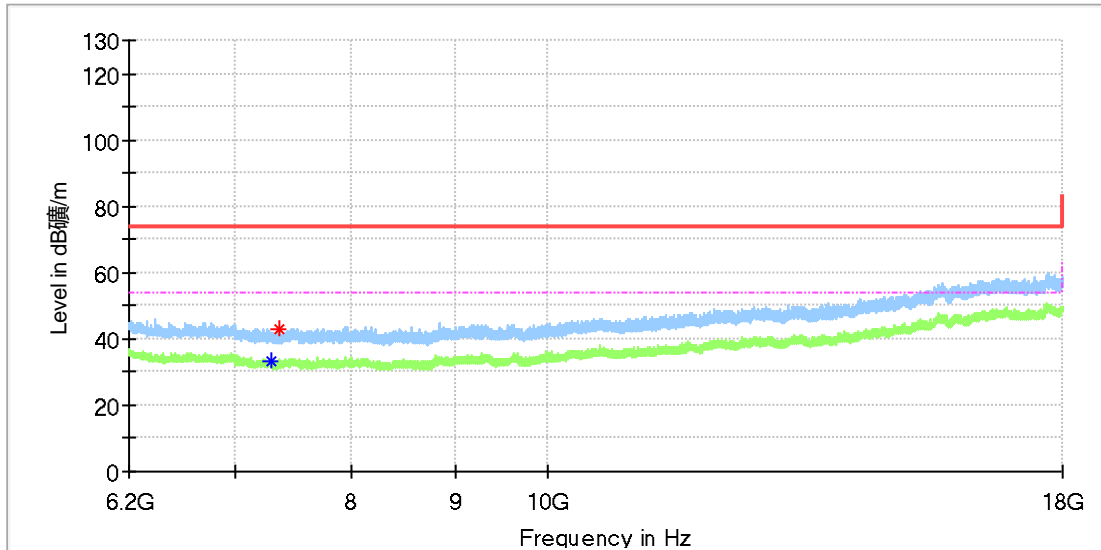
Frequency (MHz)	MaxPeak (dBµV/m)	Average (dBµV/m)	Limit (dBµV/m)	Margin (dB)	Height (cm)	Pol	Azimuth (deg)	Corr. (dB/m)
4860.500000	50.60	---	74.00	23.40	150.0	V	196.0	11.8
4879.500000	---	41.60	54.00	12.40	150.0	V	217.0	11.8

Final_Result

Frequency (MHz)	MaxPeak (dBµV/m)	Limit (dBµV/m)	Margin (dB)	Height (cm)	Pol	Azimuth (deg)	Corr. (dB/m)
---	---	---	---	---		---	---

EUT Information

EUT Name: Smart Watch
 Model: A2212
 Test Mode: BLE 1M_Mid channel
 Order No/Sample No: 168427501/A003489058-004
 Test Voltage: Battery
 Remark: Temp 23 Humi:56%
 Test Standard: FCC 15.247
 Tested By: Kei Zhang
 Reviewed By: Terry Yin



Critical_Freqs

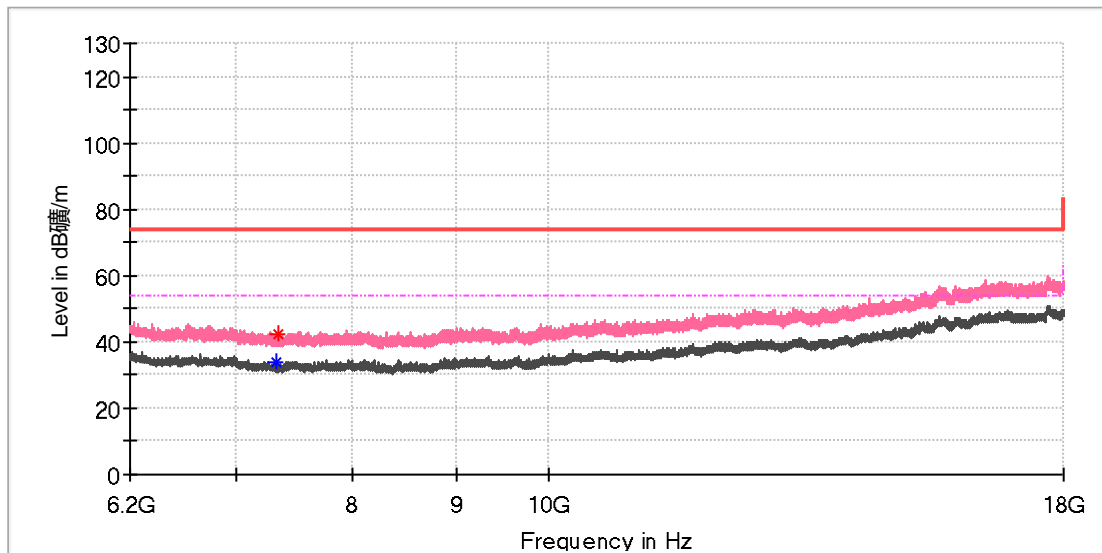
Frequency (MHz)	MaxPeak (dBµV/m)	Average (dBµV/m)	Limit (dBµV/m)	Margin (dB)	Height (cm)	Pol	Azimuth (deg)	Corr. (dB/m)
7300.841667	---	33.39	54.00	20.61	150.0	H	86.0	8.3
7358.366667	42.81	---	74.00	31.19	150.0	H	24.0	8.1

Final_Result

Frequency (MHz)	MaxPeak (dBµV/m)	Limit (dBµV/m)	Margin (dB)	Height (cm)	Pol	Azimuth (deg)	Corr. (dB/m)
---	---	---	---	---		---	---

EUT Information

EUT Name: Smart Watch
 Model: A2212
 Test Mode: BLE 1M_Mid channel
 Order No/Sample No: 168427501/A003489058-004
 Test Voltage: Battery
 Remark: Temp 23 Humi:56%
 Test Standard: FCC 15.247
 Tested By: Kei Zhang
 Reviewed By: Terry Yin



Critical_Freqs

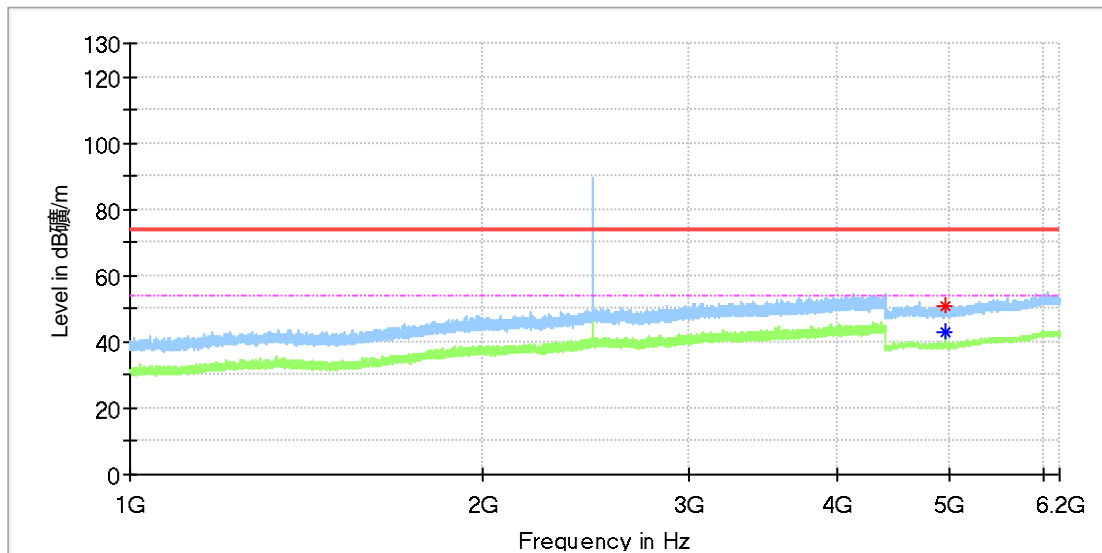
Frequency (MHz)	MaxPeak (dBµV/m)	Average (dBµV/m)	Limit (dBµV/m)	Margin (dB)	Height (cm)	Pol	Azimuth (deg)	Corr. (dB/m)
7320.508333	---	34.03	54.00	19.97	150.0	V	149.0	8.2
7346.075000	42.19	---	74.00	31.81	150.0	V	306.0	8.1

Final_Result

Frequency (MHz)	MaxPeak (dBµV/m)	Limit (dBµV/m)	Margin (dB)	Height (cm)	Pol	Azimuth (deg)	Corr. (dB/m)
---	---	---	---	---		---	---

EUT Information

EUT Name: Smart Watch
 Model: A2212
 Test Mode: BLE 1M_High channel
 Order No/Sample No: 168427501/A003489058-004
 Test Voltage: Battery
 Remark: Temp 23 Humi:56%
 Test Standard: FCC 15.247
 Tested By: Kei Zhang
 Reviewed By: Terry Yin



Critical_Freqs

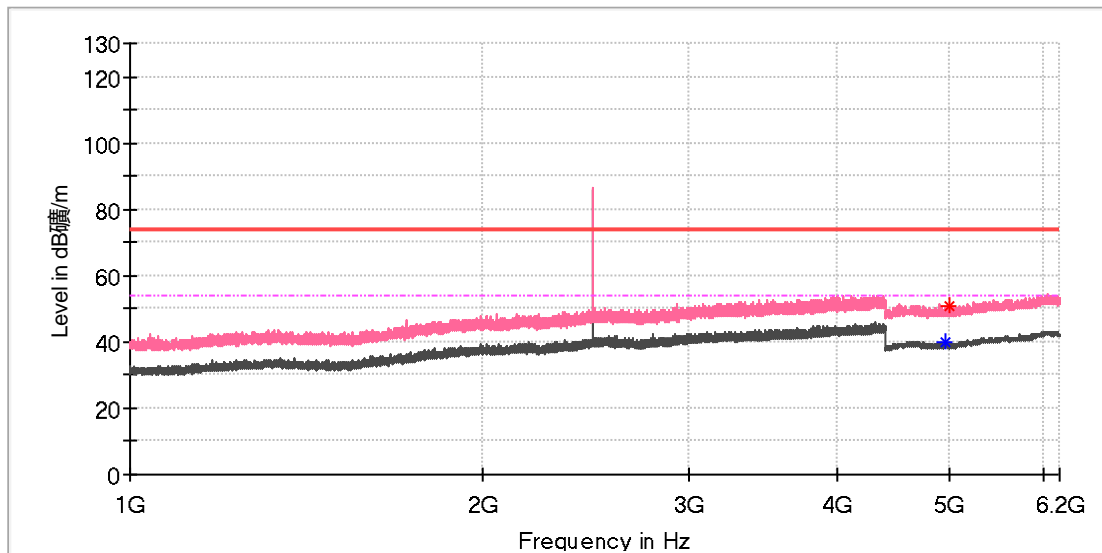
Frequency (MHz)	MaxPeak (dBµV/m)	Average (dBµV/m)	Limit (dBµV/m)	Margin (dB)	Height (cm)	Pol	Azimuth (deg)	Corr. (dB/m)
4960.000000	50.68	---	74.00	23.32	150.0	H	6.0	11.8
4960.000000	---	42.64	54.00	11.36	150.0	H	6.0	11.8

Final_Result

Frequency (MHz)	MaxPeak (dBµV/m)	Limit (dBµV/m)	Margin (dB)	Height (cm)	Pol	Azimuth (deg)	Corr. (dB/m)
---	---	---	---	---		---	---

EUT Information

EUT Name: Smart Watch
 Model: A2212
 Test Mode: BLE 1M_High channel
 Order No/Sample No: 168427501/A003489058-004
 Test Voltage: Battery
 Remark: Temp 23 Humi:56%
 Test Standard: FCC 15.247
 Tested By: Kei Zhang
 Reviewed By: Terry Yin



Critical_Freqs

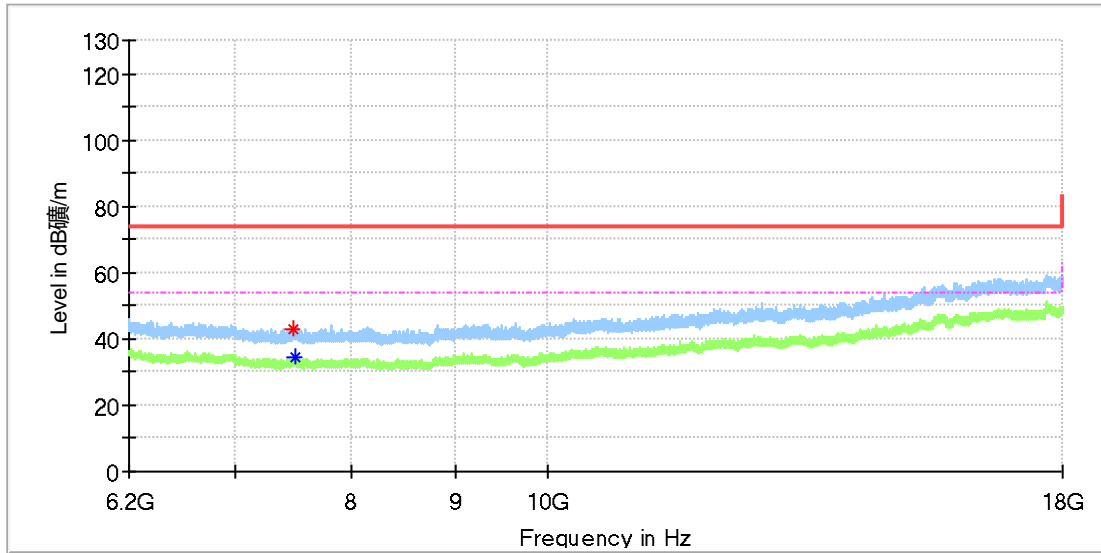
Frequency (MHz)	MaxPeak (dBµV/m)	Average (dBµV/m)	Limit (dBµV/m)	Margin (dB)	Height (cm)	Pol	Azimuth (deg)	Corr. (dB/m)
4959.500000	---	40.09	54.00	13.91	150.0	V	18.0	11.8
4998.000000	50.91	---	74.00	23.09	150.0	V	207.0	11.8

Final_Result

Frequency (MHz)	MaxPeak (dBµV/m)	Limit (dBµV/m)	Margin (dB)	Height (cm)	Pol	Azimuth (deg)	Corr. (dB/m)
---	---	---	---	---		---	---

EUT Information

EUT Name: Smart Watch
 Model: A2212
 Test Mode: BLE 1M_High channel
 Order No/Sample No: 168427501/A003489058-004
 Test Voltage: Battery
 Remark: Temp 23 Humi:56%
 Test Standard: FCC 15.247
 Tested By: Kei Zhang
 Reviewed By: Terry Yin



Critical_Freqs

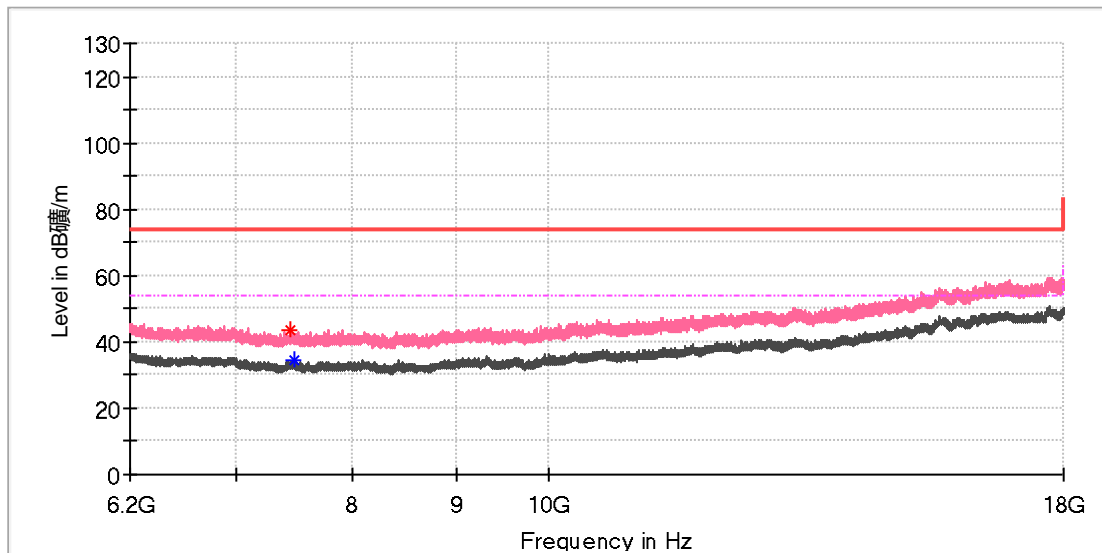
Frequency (MHz)	MaxPeak (dBµV/m)	Average (dBµV/m)	Limit (dBµV/m)	Margin (dB)	Height (cm)	Pol	Azimuth (deg)	Corr. (dB/m)
7483.741667	43.20	---	74.00	30.80	150.0	H	218.0	8.7
7489.641667	---	34.20	54.00	19.80	150.0	H	218.0	8.7

Final_Result

Frequency (MHz)	MaxPeak (dBµV/m)	Limit (dBµV/m)	Margin (dB)	Height (cm)	Pol	Azimuth (deg)	Corr. (dB/m)
---	---	---	---	---		---	---

EUT Information

EUT Name: Smart Watch
 Model: A2212
 Test Mode: BLE 1M_High channel
 Order No/Sample No: 168427501/A003489058-004
 Test Voltage: Battery
 Remark: Temp 23 Humi:56%
 Test Standard: FCC 15.247
 Tested By: Kei Zhang
 Reviewed By: Terry Yin



Critical_Freqs

Frequency (MHz)	MaxPeak (dBµV/m)	Average (dBµV/m)	Limit (dBµV/m)	Margin (dB)	Height (cm)	Pol	Azimuth (deg)	Corr. (dB/m)
7442.933333	43.49	---	74.00	30.51	150.0	V	189.0	8.4
7476.366667	---	34.26	54.00	19.74	150.0	V	154.0	8.6

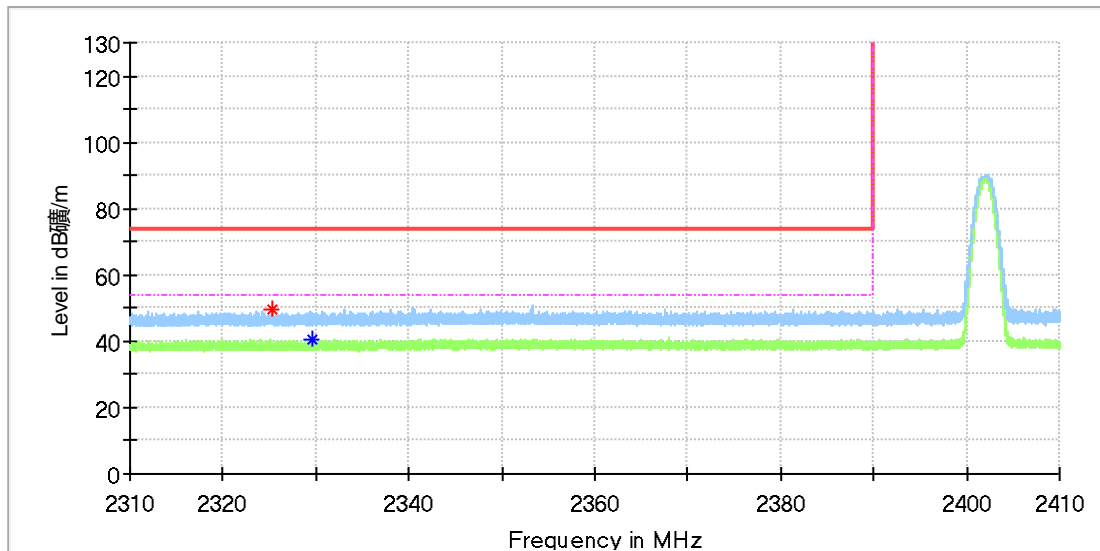
Final_Result

Frequency (MHz)	MaxPeak (dBµV/m)	Limit (dBµV/m)	Margin (dB)	Height (cm)	Pol	Azimuth (deg)	Corr. (dB/m)
---	---	---	---	---		---	---

Appendix A.6: Test Results of Radiated Emissions in Restricted Bands

EUT Information

EUT Name:	Smart Watch
Model:	A2212
Test Mode:	BLE 1M_Low channel
Order No/Sample No:	168427501/A003489058-004
Test Voltage:	Battery
Remark:	Temp 23 Humi:56%
Test Standard:	FCC 15.247
Tested By:	Kei Zhang
Reviewed By:	Terry Yin



Critical Freqs

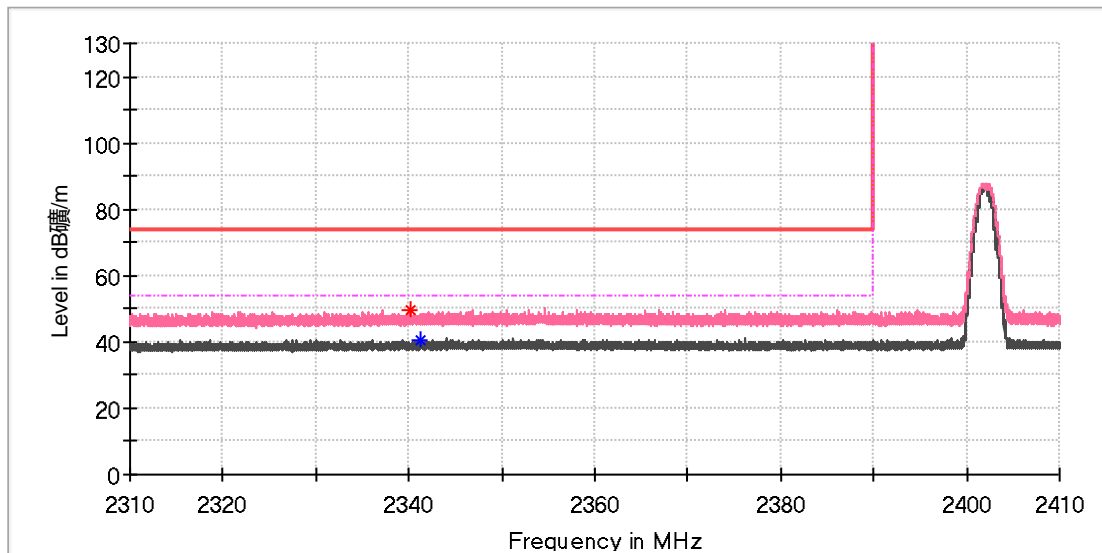
Frequency (MHz)	MaxPeak (dBµV/m)	Average (dBµV/m)	Limit (dBµV/m)	Margin (dB)	Height (cm)	Pol	Azimuth (deg)	Corr. (dB/m)
2325.290000	49.52	---	74.00	24.48	150.0	H	0.0	6.7
2329.520000	---	40.31	54.00	13.69	150.0	H	82.0	6.7

Final Result

Frequency (MHz)	MaxPeak (dBµV/m)	Limit (dBµV/m)	Margin (dB)	Height (cm)	Pol	Azimuth (deg)	Corr. (dB/m)
---	---	---	---	---		---	---

EUT Information

EUT Name: Smart Watch
 Model: A2212
 Test Mode: BLE 1M_Low channel
 Order No/Sample No: 168427501/A003489058-004
 Test Voltage: Battery
 Remark: Temp 23 Humi:56%
 Test Standard: FCC 15.247
 Tested By: Kei Zhang
 Reviewed By: Terry Yin



Critical_Freqs

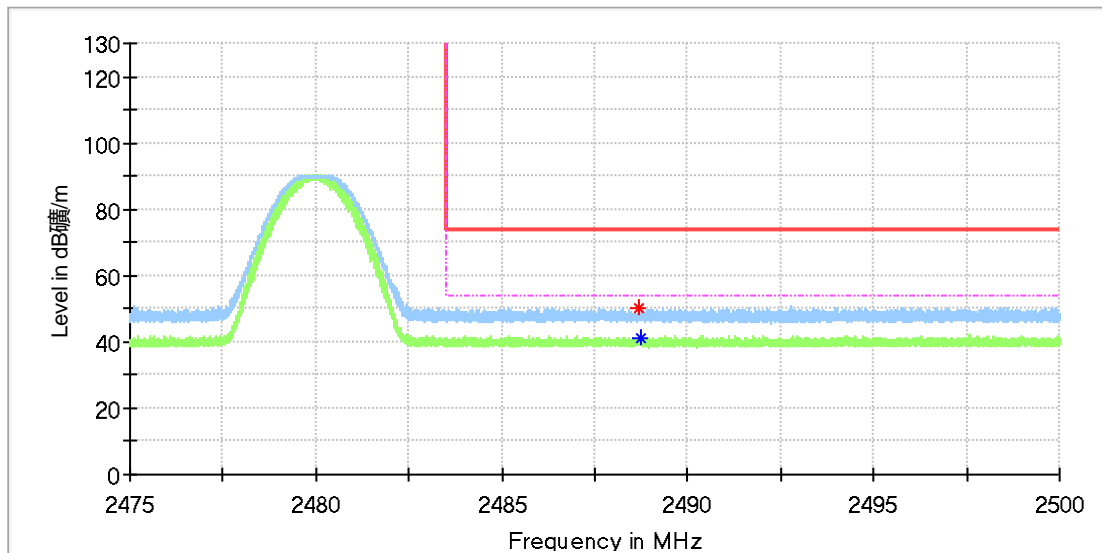
Frequency (MHz)	MaxPeak (dBµV/m)	Average (dBµV/m)	Limit (dBµV/m)	Margin (dB)	Height (cm)	Pol	Azimuth (deg)	Corr. (dB/m)
2340.135000	49.84	---	74.00	24.16	150.0	V	288.0	6.8
2341.310000	---	40.23	54.00	13.77	150.0	V	280.0	6.8

Final_Result

Frequency (MHz)	MaxPeak (dBµV/m)	Limit (dBµV/m)	Margin (dB)	Height (cm)	Pol	Azimuth (deg)	Corr. (dB/m)
---	---	---	---	---		---	---

EUT Information

EUT Name: Smart Watch
 Model: A2212
 Test Mode: BLE 1M_High channel
 Order No/Sample No: 168427501/A003489058-004
 Test Voltage: Battery
 Remark: Temp 23 Humi:56%
 Test Standard: FCC 15.247
 Tested By: Kei Zhang
 Reviewed By: Terry Yin



Critical_Freqs

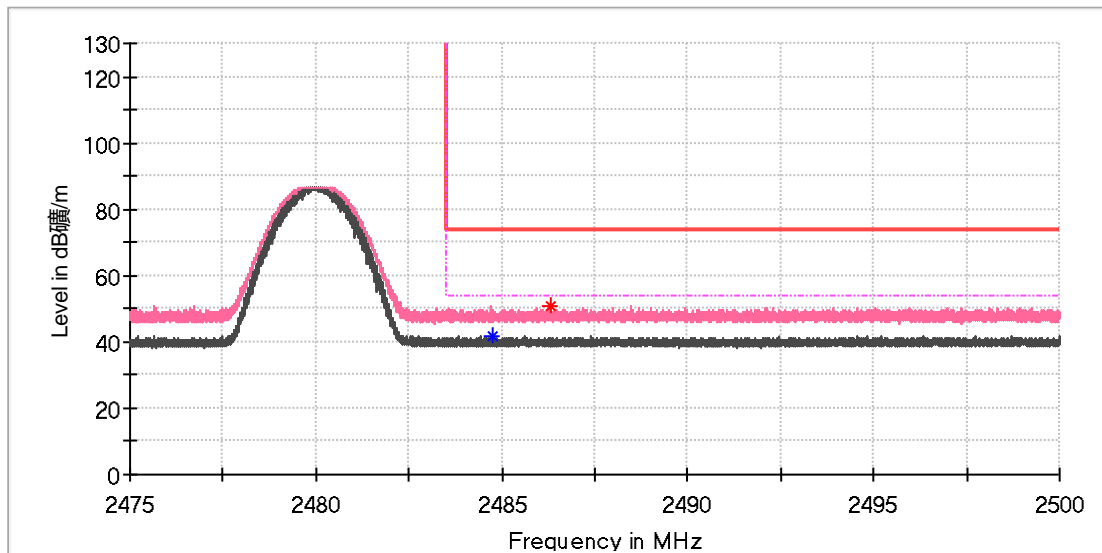
Frequency (MHz)	MaxPeak (dBµV/m)	Average (dBµV/m)	Limit (dBµV/m)	Margin (dB)	Height (cm)	Pol	Azimuth (deg)	Corr. (dB/m)
2488.692500	50.15	---	74.00	23.85	150.0	H	329.0	7.4
2488.745000	---	41.39	54.00	12.61	150.0	H	7.0	7.4

Final_Result

Frequency (MHz)	MaxPeak (dBµV/m)	Limit (dBµV/m)	Margin (dB)	Height (cm)	Pol	Azimuth (deg)	Corr. (dB/m)
---	---	---	---	---		---	---

EUT Information

EUT Name: Smart Watch
 Model: A2212
 Test Mode: BLE 1M_High channel
 Order No/Sample No: 168427501/A003489058-004
 Test Voltage: Battery
 Remark: Temp 23 Humi:56%
 Test Standard: FCC 15.247
 Tested By: Kei Zhang
 Reviewed By: Terry Yin



Critical_Freqs

Frequency (MHz)	MaxPeak (dBµV/m)	Average (dBµV/m)	Limit (dBµV/m)	Margin (dB)	Height (cm)	Pol	Azimuth (deg)	Corr. (dB/m)
2484.737500	---	41.48	54.00	12.52	150.0	V	6.0	7.4
2486.288750	50.88	---	74.00	23.12	150.0	V	134.0	7.4

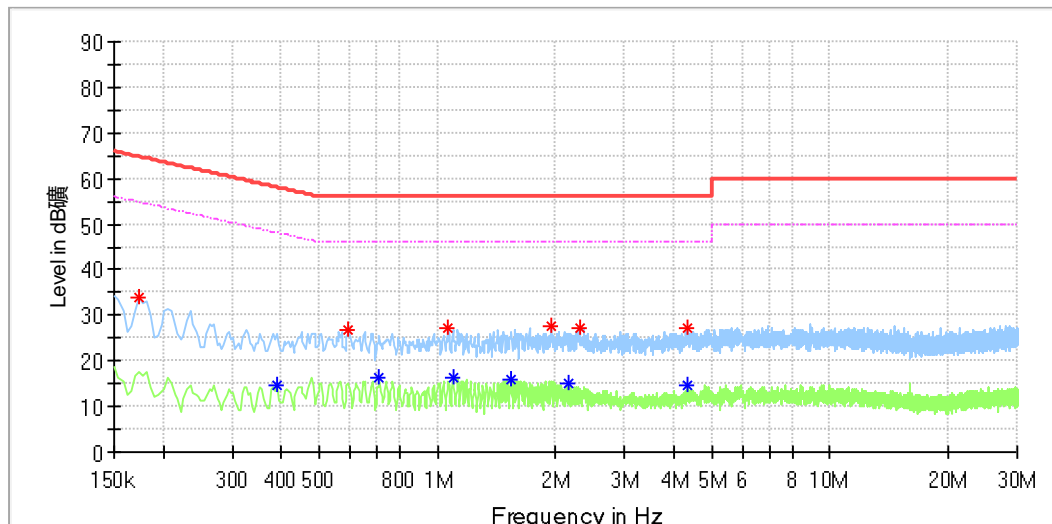
Final_Result

Frequency (MHz)	MaxPeak (dBµV/m)	Limit (dBµV/m)	Margin (dB)	Height (cm)	Pol	Azimuth (deg)	Corr. (dB/m)
---	---	---	---	---		---	---

Appendix A.7: Test Plots of Conducted Emission on AC Mains

EUT Information

EUT Name: Smart Watch
 Order Number: 168427501 80
 Model: A2212
 Test Mode: Bluetooth LE connecting
 Test Voltage: AC 120V/60Hz
 Test Standard: FCC Part 15
 Test By:/Review By: Guangshen cen/Gary Chen
 Tem./Hum./Pressure: 24.6°C/50.6%/101kPa
 Remark: SR2

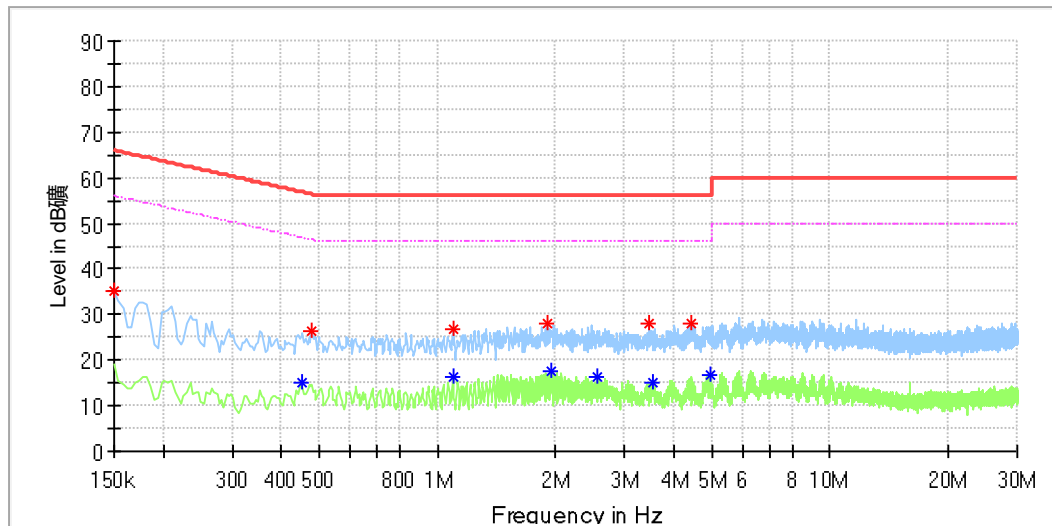


Critical Freqs

Frequency (MHz)	MaxPeak (dBµV)	Average (dBµV)	Limit (dBµV)	Margin (dB)	Line	Corr. (dB)
0.174000	33.82	---	64.77	30.94	L1	9.9
0.390000	---	14.77	48.06	33.30	L1	9.9
0.594000	26.79	---	56.00	29.21	L1	10.0
0.710000	---	16.13	46.00	29.87	L1	10.0
1.066000	27.17	---	56.00	28.83	L1	10.0
1.094000	---	16.29	46.00	29.71	L1	10.0
1.538000	---	15.84	46.00	30.16	L1	10.1
1.954000	27.64	---	56.00	28.36	L1	10.1
2.162000	---	15.11	46.00	30.89	L1	10.1
2.310000	27.06	---	56.00	28.94	L1	10.2
4.354000	27.40	---	56.00	28.60	L1	10.2
4.354000	---	14.57	46.00	31.43	L1	10.2

EUT Information

EUT Name: Smart Watch
 Order Number: 168427501 80
 Model: A2212
 Test Mode: Bluetooth LE connecting
 Test Voltage: AC 120V/60Hz
 Test Standard: FCC Part 15
 Test By:/Review By: Guangshen cen/Gary Chen
 Tem./Hum./Pressure: 24.6°C/50.6%/101kPa
 Remark: SR2



Critical_Freqs

Frequency (MHz)	MaxPeak (dBµV)	Average (dBµV)	Limit (dBµV)	Margin (dB)	Line	Corr. (dB)
0.150000	35.21	---	66.00	30.79	N	9.8
0.450000	---	15.28	46.88	31.60	N	9.8
0.478000	26.51	---	56.37	29.86	N	9.8
1.094000	---	16.12	46.00	29.88	N	9.8
1.094000	26.62	---	56.00	29.38	N	9.8
1.898000	27.97	---	56.00	28.03	N	9.8
1.950000	---	17.50	46.00	28.50	N	9.8
2.550000	---	16.19	46.00	29.81	N	9.9
3.470000	28.02	---	56.00	27.98	N	9.9
3.522000	---	15.08	46.00	30.92	N	9.9
4.442000	28.05	---	56.00	27.95	N	9.9
4.942000	---	16.55	46.00	29.45	N	9.9