


# Appendix D

## Photographs


1. SAR measurement System
2. Photographs of Tissue Simulate Liquid
3. Photographs of EUT test position
4. EUT Constructional Details

## 1. SAR measurement System




## 2. Photographs of Tissue Simulate Liquid

Photo 1: Tissue Simulant Liquid for Head 2450



### 3. Photographs of EUT test position



### 4. EUT Constructional Details

