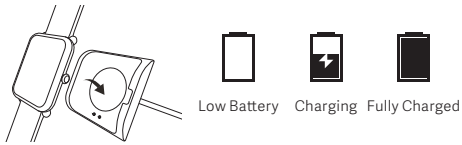


User Manual · 1
 使用説明書 · 13
 Manual de usuario · 21
 Руководство пользователя · 28
 Manuale Utente · 35
 Manuel utilisateur · 42
 Bedienungsanleitung · 49
 Instrukcja Obsługi · 56
 ユーザーガイド · 63
 사용자 가이드 · 69
 Kullanim Kilavuzu · 75
 Guia de uso · 82
 دليل المستخدم · 89
 מדרך למשתמש · 97



Charging Your Watch

Place the watch on the charging cradle as shown in the figure, and plug the charging cable into a USB power adapter or USB port. Please use a power adapter that is rated 5V and above 500mA.



1

Built-In Battery Precautions

Do not attempt to replace the device's battery on your own or force open the built-in battery. Use only the official charging base to charge your device.

Install the Mi Fit app on your phone

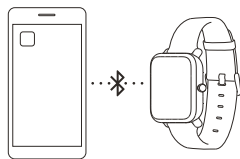
Search for "Mi Fit" on the App Store/Google Play or scan the QR code below to download and install the app.



2

Connecting Your Device

Please make sure you have the Bluetooth feature activated on your phone. Then, open the Mi Fit app and follow the onscreen instructions in the app to login into an existing account (or create a new account if needed). Once logged in, pair the device with your phone by selecting into "Profile" > "Add device" > "Watch" > "Amazfit Bip Lite". The pairing requires the identification of the device and pressing "Pair" on the watch.



3

Regulatory Notice

This device complies with part 15 of the FCC Rules. Operation is subject to the following two conditions:

1. This device may not cause harmful interference, and
2. This device must accept any interference received, including the interference that may cause undesired operation.

FCC ID: 2AC8UA1915

Any changes or modifications that are not expressly approved by the party responsible for the compliance may void the user's authority to operate the equipment.

4

Note: This equipment has been tested and found to comply with the limits for a Class B digital device, pursuant to Part 15 of the FCC Rules. These limits are designed to provide reasonable protection against harmful interferences in a residential installation. This equipment generates, uses, and may radiate radio frequency energy and, if not installed and used in accordance with the instructions, may cause harmful interference to radio communications. However, there is no guarantee that interference will not occur in a particular installation. If this product does cause harmful interference to radio or television reception, which can be determined by turning the equipment on and off, the user is encouraged to try to correct the interference by one or more of the following measures:

- Reorient or relocate the receiving antenna.
- Increase the separation between the equipment and receiver.
- Connect the equipment into an outlet on a circuit different from that to which the receiver is connected.
- Consult the dealer or an experienced radio/TV technician for help.

The device has been evaluated to meet general RF exposure requirement. The device can be used in portable exposure condition without restriction.



5

6

This device complies with Industry Canada licence-exempt RSS standard(s). Operation is subject to the following two conditions:
(1) This device may not cause interference, and
(2) This device must accept any interference, including interference that may cause undesired operation if the device.

IC: 21806-A1915

ICAN ICES-3(B)/NMB-3(B)

Le présent appareil est conforme aux CNR d'Industrie Canada applicables aux appareils radioexempts de licence. L'exploitation est autorisée aux deux conditions suivantes :

- (1) l'appareil ne doit pas produire de brouillage, et
- (2) l'utilisateur de l'appareil doit accepter tout brouillage radioélectrique subi, même si le brouillage est susceptible d'en compromettre le fonctionnement.

7

Under Industry Canada regulations, this radio transmitter may only operate using an antenna of a type and the maximum(or lesser) gain approved for the transmitter by Industry Canada. To reduce the potential of radio interference to other users, the antenna type and it's gain should be so chosen that the equivalent isotropically radiated power(e.i.r.p.) is not more than that necessary for successful communication.

Conformément à la réglementation d'Industrie Canada, le présent émetteur radio peut fonctionner avec une antenne d'un type et d'un gain maximal (ou inférieur) approuvé pour l'émetteur par Industrie Canada. Dans le but de réduire les risques de brouillage radioélectrique à l'intention des autres utilisateurs, il faut choisir le type d'antenne et son gain de sorte que la puissance isotrope rayonnée équivalente (p.i.r.e.) ne dépasse pas l'intensité nécessaire à l'établissement d'une communication satisfaisante.

8

Disposal and Recycling Information



The following symbol signifies that this product has to be disposed separately from ordinary household wastes at its end of life. Please kindly be aware that this is your responsibility to dispose the electronic equipment at recycling centers so as to help conserve the natural resources.

Certifications and Safety Approvals



Hereby, Anhui Huami Information Technology Co., Ltd, declares that the radio equipment type A1915 is in compliance with Directive 2014/53/EU.

The full text of the EU declaration of conformity is available at the following internet address: <http://en.amazfit.com/support.html>

9


For more regulatory information and product certification/compliance logos related to Amazfit Bip Lite, please go to Regulatory on your Amazfit Bip Lite.

Safety Notice

- The device is water resistant with a certified rating of 3 ATM. This means that the device is resistant to rain and when showering. It may also be used in shallow-water activities, such as swimming in a pool.
- However, the watch should not be used when scuba diving, bathing, using a sauna, or in other activities involving a high-velocity of water or the submersion below shallow depth.
- Please do not operate the watch underwater. After submerging, dry it with a dry cloth before operating or charging.
- The watch is not protected against chemical reagents, acidic or alkaline solutions, etc. Defects caused by liquid damages are not covered under the warranty.

10

Specifications

Name: Amazfit Bip Lite
Model: A1915
Battery Capacity: 200 mAh
Wireless Connectivity: Bluetooth 4.2 BLE
Input Voltage: 5V  0.3A (Max.)
Frequency: 2402 - 2480MHz
Max. Output: 0 dBm
Operating Temperatures: 0 C ~ 40 C / 32°F ~ 104°F
Water Resistance Rating: 3 ATM
Compatible with: Android 4.4, iOS 9.0 or later

11

Warranty and Return Policy

All Amazfit products are covered by a 1-year limited warranty.
Official website: en.amazfit.com
Help: support.amazfit.com
Email us at: support@amazfit.com

12